

October 8, 1965

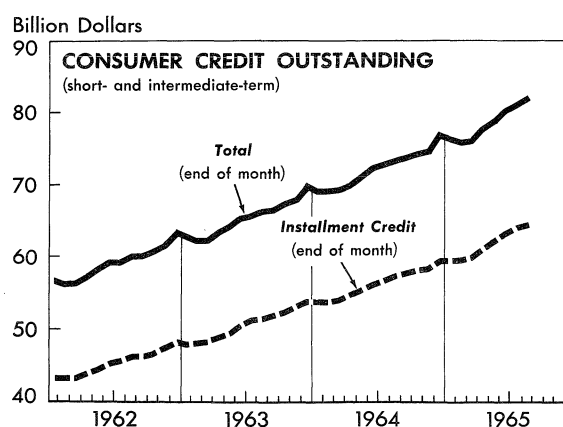
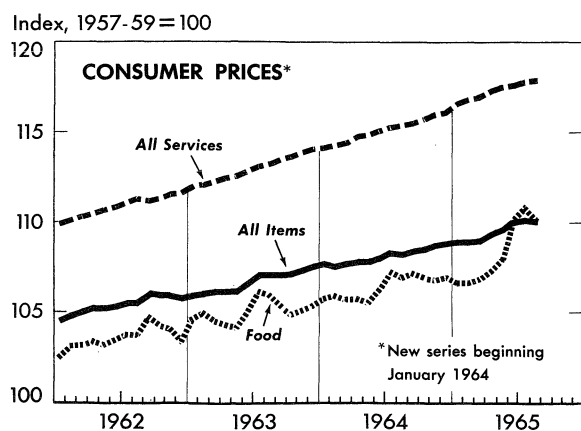
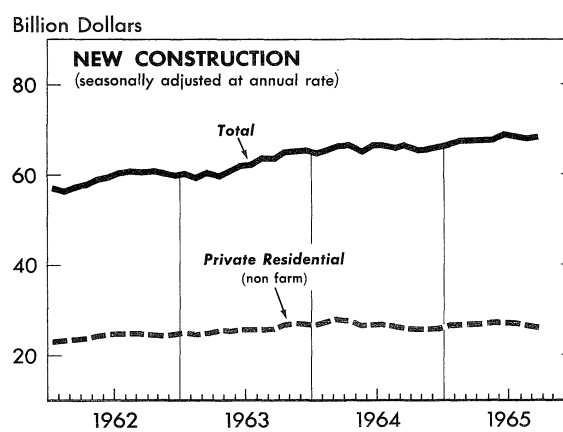
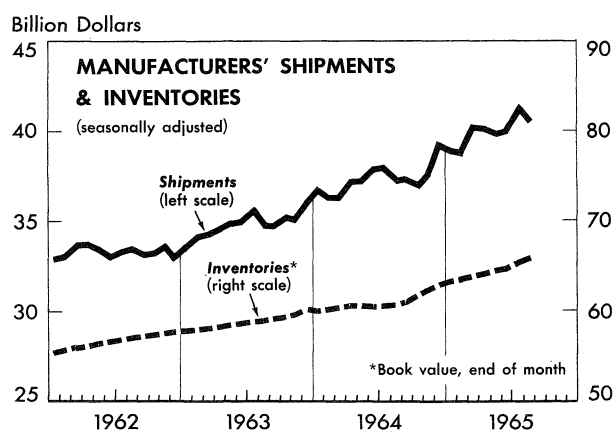
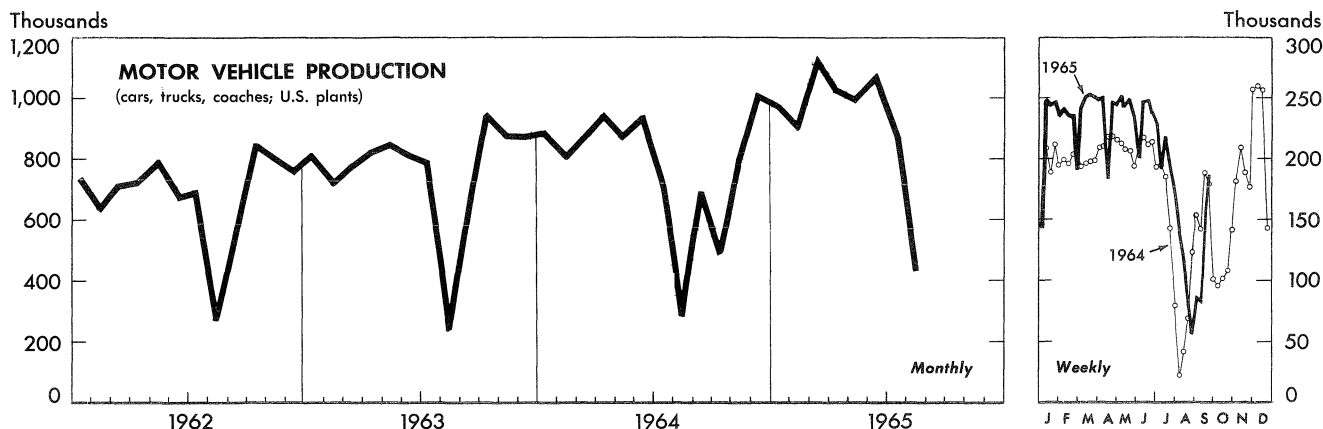
BUSINESS STATISTICS



A WEEKLY
SUPPLEMENT
TO THE
SURVEY OF CURRENT BUSINESS*

U. S. DEPARTMENT OF COMMERCE / OFFICE OF BUSINESS ECONOMICS

SELECTED BUSINESS INDICATORS



*Available only with subscription to the SURVEY OF CURRENT BUSINESS, at \$6.00 annually, this Supplement provides selected weekly and monthly data subsequent to those published in the latest monthly SURVEY

WEEKLY BUSINESS STATISTICS¹

ITEM	1964		1965			
	Sept. 26	Oct. 3	Sept. 11	Sept. 18	Sept. 25	Oct. 2
COMMODITY PRICES, WHOLESALE:						
All commodities.....1957-59=100..	*100.7	102.9	102.7
Farm products.....do....	*95.6	99.0	98.2
Foods, processed.....do....	*102.2	106.6	105.7
All other.....do....	*101.1	102.7	102.7
22 commodities <u>2</u> /.....do....	100.3	101.1	105.1	105.4	105.7	105.5
ALL RETAIL STORES, SALES.....mil. \$..	5,013	5,362	4,921	5,145	5,145
Nondurable goods stores.....do....	3,263	3,457	3,418	3,525	3,497
INITIAL UNEMPLOYMENT CLAIMS, State programs.....thous..	200	212	163	177	171
INSURED UNEMPLOYMENT, all programs.....do....	1,243	1,235	1,139	1,049
State programs (50 States, D.C., and Puerto Rico).....do....	1,113	1,106	1,025	941
FAILURES, INDUST. AND COMMERCIAL (Dun & Bradstreet), number..	242	268	251	243	246	230
FINANCE:						
Currency in circulation <u>3</u> /.....mil. \$..	38,192	38,074	40,307	40,488	40,319	40,286
Federal Reserve bank credit outstanding, total <u>3</u> /.....do....	37,820	37,487	41,586	41,508	41,918	41,578
Member bank reserve balances <u>3</u> /.....do....	21,252	21,141	21,415	21,583	22,114	21,924
Excess reserves, estimated <u>3</u> /.....do....	479	386	375	464	436	340
Reporting member banks (of F.R.System) in leading cities: <u>4</u> /						
Demand deposits, adjusted.....mil. \$..	62,748	63,722	63,035	66,203	63,618
Savings deposits.....do....	39,640	39,873	43,932	43,967	44,110
Loans and investments (adjusted), total.....do....	144,564	145,878	156,744	159,423	159,199
U.S. Government obligations.....do....	26,594	27,207	22,614	22,987	23,060
Commercial and industrial loans (gross).....do....	39,711	38,153	46,794	47,697	47,955
Real estate loans (gross).....do....	19,509	19,533	21,780	21,869	21,930
Bond yields, domestic corporate (Moody's) <u>3</u> /.....percent..	4.56	4.56	4.69	4.69	4.69	4.70
Stock prices, 500 stocks (Stand. & Poor's) <u>4</u> /..1941-43=10..	83.91	84.18	88.66	89.52	90.22	90.02
Industrials, 425 stocks.....do....	88.81	89.12	94.10	95.09	95.86	95.69
PRODUCTION:						
Bituminous coal <u>3</u> /.....thous. sh. tons..	1,745	1,669	1,856	1,657	1,547
Electric power, by utilities.....mil. kw-hr..	18,775	18,331	19,977	21,025	21,065
Motor vehicles (cars, trucks, buses).....number..	179,465	101,211	82,347	155,098	186,892
Petroleum (crude) and condensate <u>3</u> /.....thous. bbl..	7,747	7,621	7,785	7,164	7,515
Steel.....thous. sh. tons..	2,480	2,563	2,390	2,343	2,259	2,229
Index of production.....1957-59=100..	133.1	137.6	128.3	125.8	121.3	119.7
FREIGHT CARLOADINGS, TOTAL.....thous. cars..	615	619	517	590	585
Miscellaneous.....do....	326	332	266	316	317

¹/ Data do not always cover calendar weeks. ²/ Tuesday price. ³/ Daily average. ⁴/ Wednesday data. * Monthly index for September 1964.

MONTHLY BUSINESS STATISTICS

ITEM	1964		1965			
	July	Aug.	May	June	July	Aug.
GENERAL BUSINESS INDICATORS						
MANUFACTURERS' SHIPMENTS:						
NOT SEASONALLY ADJUSTED, TOTAL.....mil. \$..	34,774	36,001	40,074	41,914	r37,844	39,456
Durable goods industries, total <u>1</u> /.....do....	17,895	17,707	21,157	22,280	r19,564	19,819
Stone, clay, and glass products.....do....	984	1,040	1,010	1,095	r1,022	1,045
Primary metals.....do....	2,983	3,111	3,613	3,639	r3,273	3,588
Fabricated metal products.....do....	1,911	2,029	2,025	2,147	r1,905	2,085
Machinery, except electrical.....do....	2,683	2,610	3,164	3,299	r2,857	2,804
Electrical machinery.....do....	2,305	2,452	2,646	2,844	r2,539	2,750
Transportation equipment.....do....	4,387	3,572	5,755	6,106	r5,069	4,352
Instruments and related products.....do....	590	636	679	732	r650	677
Nondurable goods industries, total <u>1</u> /.....do....	16,879	18,294	18,917	19,634	r18,280	19,637
Food and kindred products.....do....	6,104	6,422	6,575	6,825	r6,545	6,697
Tobacco products.....do....	403	416	374	439	r415	406
Textile mill products.....do....	1,298	1,523	1,553	1,679	r1,368	1,692
Paper and allied products.....do....	1,332	1,458	1,566	1,653	r1,503	1,656
Chemicals and allied products.....do....	2,597	2,778	3,180	3,189	r2,823	2,958
Petroleum and coal products.....do....	1,516	1,535	1,584	1,647	r1,624	1,639
Rubber and plastics products.....do....	759	836	998	1,028	r883	960
SEASONALLY ADJUSTED, TOTAL.....do....	37,963	37,168	39,814	39,943	r41,452	40,522
By industry group:						
Durable goods industries, total <u>1</u> /.....do....	19,861	19,164	20,513	20,652	r21,820	21,190
Stone, clay, and glass products.....do....	932	921	923	962	r969	925
Primary metals.....do....	3,447	3,216	3,435	3,389	r3,782	3,706
Fabricated metal products.....do....	2,040	1,914	1,955	1,974	r2,036	1,964
Machinery, except electrical.....do....	2,936	2,780	2,993	3,009	r3,119	2,978
Electrical machinery.....do....	2,622	2,501	2,748	2,701	r2,894	2,803
Transportation equipment.....do....	5,008	5,102	5,519	5,668	r5,870	5,797
Instruments and related products.....do....	663	661	688	691	r728	705

¹/ Revised. 1/ Includes "other industries" not shown.

29130

ITEM	1964		1965			
	July	Aug.	May	June	July	Aug.
GENERAL BUSINESS INDICATORS--Continued						
MANUFACTURERS' SHIPMENTS (SEAS. ADJ.)--Continued						
By industry group--Continued						
Nondurable goods industries, total <u>1</u> /.....mil. \$..	18,102	18,004	19,301	19,291	r19,632	19,332
Food and kindred products.....do....	6,310	6,478	6,661	6,671	r6,777	6,759
Tobacco products.....do....	389	395	364	411	r400	386
Textile mill products.....do....	1,513	1,459	1,610	1,600	r1,603	1,623
Paper and allied products.....do....	1,468	1,420	1,572	1,575	r1,656	1,615
Chemicals and allied products.....do....	2,820	2,793	3,030	3,057	r3,063	2,972
Petroleum and coal products.....do....	1,539	1,517	1,631	1,637	r1,648	1,617
Rubber and plastics products.....do....	841	854	988	958	r980	981
INVENTORIES, END OF MONTH:						
Book value (unadjusted), total.....do....	60,214	60,458	64,769	64,979	r65,088	65,499
Durable goods industries, total.....do....	36,451	36,684	40,033	40,321	r40,410	40,699
Nondurable goods industries, total.....do....	23,763	23,774	24,736	24,658	r24,678	24,800
Book value (seasonally adjusted), total.....do....	60,488	60,763	64,269	r64,625	r65,394	65,807
By industry group:						
Durable goods industries, total <u>1</u> /.....do....	36,597	36,790	39,475	39,951	r40,600	40,807
Stone, clay, and glass products.....do....	1,574	1,586	1,620	1,623	r1,600	1,619
Primary metals.....do....	6,001	6,056	5,996	6,074	r6,163	6,131
Fabricated metal products.....do....	3,992	4,006	4,544	4,565	r4,611	4,682
Machinery, except electrical.....do....	7,070	7,161	7,763	7,878	r7,988	8,151
Electrical machinery.....do....	5,069	5,086	5,662	5,726	r5,810	5,874
Transportation equipment.....do....	7,497	7,531	8,104	8,267	r8,653	8,585
Instruments and related products.....do....	1,534	1,533	1,676	1,687	r1,683	1,693
Nondurable goods industries, total <u>1</u> /.....do....	23,891	23,973	24,794	24,674	r24,794	25,000
Food and kindred products.....do....	6,009	5,910	6,100	6,040	r6,073	5,992
Tobacco products.....do....	2,297	2,263	2,328	2,317	r2,281	2,286
Textile mill products.....do....	2,763	2,803	2,826	2,879	r2,952	3,029
Paper and allied products.....do....	1,836	1,859	1,885	1,882	r1,900	1,916
Chemicals and allied products.....do....	3,934	3,936	4,174	4,133	r4,203	4,243
Petroleum and coal products.....do....	1,708	1,733	1,775	1,765	r1,746	1,730
Rubber and plastics products.....do....	1,137	1,154	1,221	1,234	r1,244	1,253
NEW ORDERS, NET (NOT SEASONALLY ADJUSTED), TOTAL.....do....	36,367	36,190	40,162	42,357	r38,713	39,940
Durable goods industries, total.....do....	19,530	17,923	21,166	22,651	r20,404	20,307
Nondurable goods industries, total.....do....	16,837	18,267	18,996	19,706	r18,309	19,633
NEW ORDERS, NET (SEASONALLY ADJUSTED), TOTAL.....do....	39,315	37,509	40,181	40,689	r41,846	40,893
By industry group:						
Durable goods industries, total <u>1</u> /.....do....	21,254	19,342	20,992	21,310	r22,195	21,461
Primary metals.....do....	3,539	3,280	3,286	3,454	r3,493	3,090
Fabricated metal products.....do....	2,069	1,946	2,027	2,042	r2,058	1,968
Machinery, except electrical.....do....	2,909	2,952	3,108	2,189	r3,140	3,299
Electrical machinery.....do....	2,807	2,694	2,801	2,874	r3,099	2,978
Transportation equipment.....do....	6,218	4,771	5,878	5,870	r6,363	6,153
Nondurable goods industries, total.....do....	18,061	18,167	19,189	19,379	r19,651	19,432
Industries with unfilled orders.....do....	4,887	4,883	5,157	5,298	r5,444	5,405
Industries without unfilled orders.....do....	13,174	13,284	14,032	14,081	14,207	14,027
UNFILLED ORDERS, END OF MONTH (UNADJ.), TOTAL.....do....	54,313	54,501	59,869	60,309	r61,178	61,660
Durable goods industries, total.....do....	51,422	51,637	56,694	57,064	r57,904	58,391
Nondurable goods industries with unfilled orders.....do....	2,891	2,864	3,175	3,245	r3,274	3,269
UNFILLED ORDERS, END OF MONTH (SEAS. ADJ.), TOTAL.....do....	54,075	54,216	59,897	60,588	r60,981	61,351
By industry group:						
Durable goods industries, total <u>1</u> /.....do....	51,302	51,366	56,875	57,454	r57,830	58,101
Primary metals.....do....	5,051	5,049	6,569	6,637	r6,348	5,732
Fabricated metal products.....do....	4,475	4,520	5,051	5,093	r5,115	5,119
Machinery, except electrical.....do....	7,576	7,794	8,782	8,963	r8,984	9,305
Electrical machinery.....do....	7,646	7,795	8,555	8,773	r8,978	9,152
Transportation equipment.....do....	21,569	21,210	22,951	23,069	r23,563	23,919
Nondurable goods industries with unfilled orders.....do....	2,773	2,850	3,022	3,134	r3,151	3,250
NEW BUSINESS INCORPORATIONS (Dun & Bradstreet, Inc.):						
Unadjusted.....number..	17,145	14,552	16,540	17,635	16,794	16,114
Seasonally adjusted.....do....	15,979	16,074	16,043	16,671	16,369	16,957
COMMODITY PRICES						
CONSUMER PRICE INDEX, all items <u>2</u> /.....1957-59=100..	108.3	108.2	109.6	110.1	110.2	110.0
Special group indexes:						
All items less shelter.....do....	108.2	108.1	109.4	110.0	110.1	109.8
All items less food.....do....	108.8	108.9	110.3	110.3	110.2	110.2
Commodities.....do....	105.3	105.2	106.2	106.9	106.9	106.6
Nondurables.....do....	106.3	106.1	107.5	108.6	108.7	108.5
Durables.....do....	102.9	102.8	102.9	102.6	102.3	101.8
New cars.....do....	100.6	99.9	100.2	97.4	97.2	97.1
Used cars.....do....	122.7	122.2	121.1	122.7	123.0	120.3
Commodities less food.....do....	104.3	104.2	105.2	105.1	104.7	104.7
Services.....do....	115.3	115.4	117.5	117.6	117.8	117.9
Food.....do....	107.2	106.9	107.9	110.1	110.9	110.1
Meats, poultry, and fish.....do....	98.9	99.2	100.3	106.4	109.2	109.8
Dairy products.....do....	104.3	104.4	104.2	104.0	104.3	105.0
Fruits and vegetables.....do....	122.3	117.3	121.4	125.9	124.3	114.6

1/ Revised. 2/ Includes "other industries" not shown. 2/ New series.

ITEM	1964		1965			
	July	Aug.	May	June	July	Aug.
COMMODITY PRICES--Continued						
CONSUMER PRICE INDEX <u>1</u> --Continued						
Housing.....1957-59=100..	107.1	107.2	108.2	108.2	108.3	108.2
Shelter.....do.....	108.6	108.8	110.2	110.3	110.6	110.7
Rent.....do.....	107.8	107.9	108.8	108.8	108.9	109.0
Homeownership.....do.....	108.9	109.2	110.8	111.0	111.2	111.4
Fuel and utilities.....do.....	107.0	107.1	107.1	106.9	106.6	105.3
Household furnishings and operation.....do.....	102.8	102.6	103.1	103.1	102.9	102.9
Apparel and upkeep.....do.....	105.5	105.3	106.8	106.9	106.1	106.4
Transportation.....do.....	109.4	109.3	111.4	111.2	111.5	111.0
Private.....do.....	107.9	107.9	110.0	109.7	110.0	109.5
Public.....do.....	119.0	119.1	121.3	121.3	121.4	121.5
Health and recreation.....do.....	113.7	113.8	115.6	115.7	115.3	115.6
Medical care.....do.....	119.5	119.8	121.8	122.2	122.7	122.8
Personal care.....do.....	109.3	109.4	111.0	111.0	108.7	109.0
Reading and recreation.....do.....	114.1	114.2	115.9	115.7	114.6	114.3
PURCHASING POWER OF THE DOLLAR AS MEASURED BY--						
Consumer prices.....do.....	92.3	92.4	91.2	90.8	90.7	*90.9
FINANCE						
CONSUMER CREDIT (SHORT- AND INTERMEDIATE-TERM):						
Total outstanding, end of month.....mil. \$..	72,456	73,069	78,687	79,887	80,686	81,454
Installment credit, total.....do.....	56,496	57,055	61,739	62,790	63,609	64,393
Installment credit extended and repaid:						
Unadjusted:						
Extended, total.....do.....	5,747	5,519	6,189	6,780	6,429	6,394
Repaid, total.....do.....	5,165	4,960	5,253	5,729	5,610	5,610
Seasonally adjusted:						
Extended, total.....do.....	5,541	5,529	6,105	6,139	6,278	6,288
Repaid, total.....do.....	5,058	5,094	5,435	5,537	5,612	5,679
	Aug.	Sept.	June	July	Aug.	Sept.
CONSTRUCTION AND REAL ESTATE						
NEW CONSTRUCTION PUT IN PLACE (UNADJ.), TOTAL.....mil. \$..	6,201	6,178	6,364	r6,331	r6,403	6,406
Private, total.....do.....	4,223	4,168	4,433	r4,484	r4,460	4,382
Residential (nonfarm).....do.....	2,492	2,405	2,630	r2,591	r2,516	2,424
Public, total.....do.....	1,978	2,010	1,931	r1,847	r1,943	2,024
NEW CONSTRUCTION PUT IN PLACE (SEASONALLY ADJUSTED AT ANNUAL RATES), TOTAL.....mil. \$..	65,480	65,968	68,950	r68,599	r67,878	68,529
Private, total.....do.....	45,508	45,571	48,616	r48,603	r48,136	47,974
Residential (nonfarm).....do.....	26,252	25,934	27,224	r26,983	r26,510	26,138
Nonresidential buildings, total <u>2</u> /.....do.....	12,917	13,018	14,599	14,887	r14,921	15,109
Industrial.....do.....	3,361	3,400	4,040	4,073	r4,096	4,145
Commercial.....do.....	5,493	5,587	6,574	6,826	r6,815	6,819
Stores, restaurants, and garages.....do.....	2,302	2,454	3,290	3,336	r3,232	3,155
Farm construction.....do.....	1,219	1,217	1,196	1,188	1,186	1,186
Public utilities.....do.....	4,761	5,071	5,187	r5,185	r5,195	5,302
Public, total.....do.....	19,972	20,397	20,334	r19,996	r19,742	20,555
Highways.....do.....	7,262	7,414	7,546	7,156	6,529
CONSTRUCTION COST INDEX:						
DEPARTMENT OF COMMERCE COMPOSITE.....1957-59=100..	114	113	116	116	r117	117

1/ Revised. * Index based on 1947-49=100 is 74.1. 1/ New series. 2/ Except farm and public utilities.
USCOMM-DC--29130

UNITED STATES
GOVERNMENT PRINTING OFFICE
DIVISION OF PUBLIC DOCUMENTS
WASHINGTON, D.C. 20402

OFFICIAL BUSINESS

First Class Mail

POSTAGE AND FEES PAID
U.S. GOVERNMENT PRINTING OFFICE

WEEKLY SUPPLEMENT
SURVEY OF CURRENT BUSINESS