

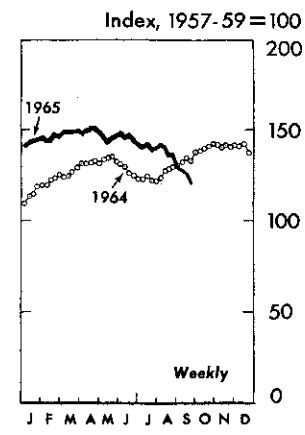
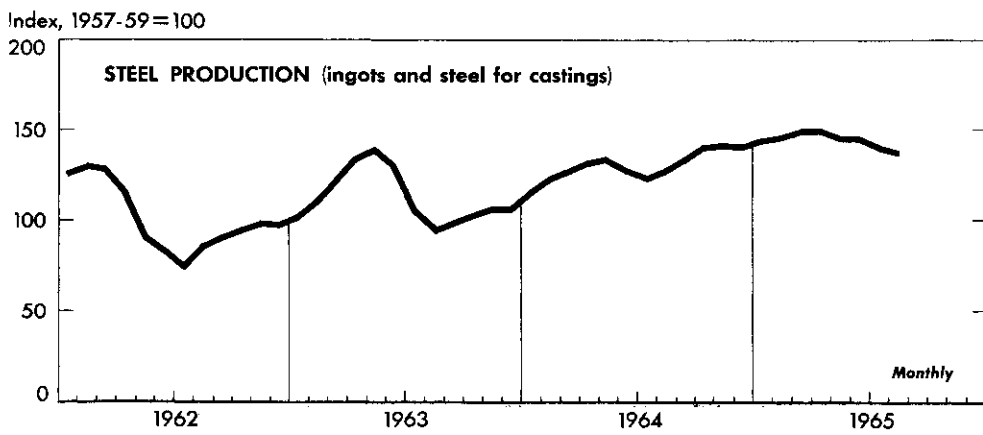
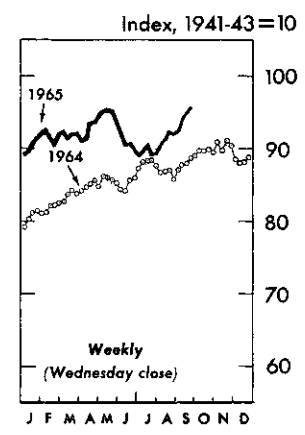
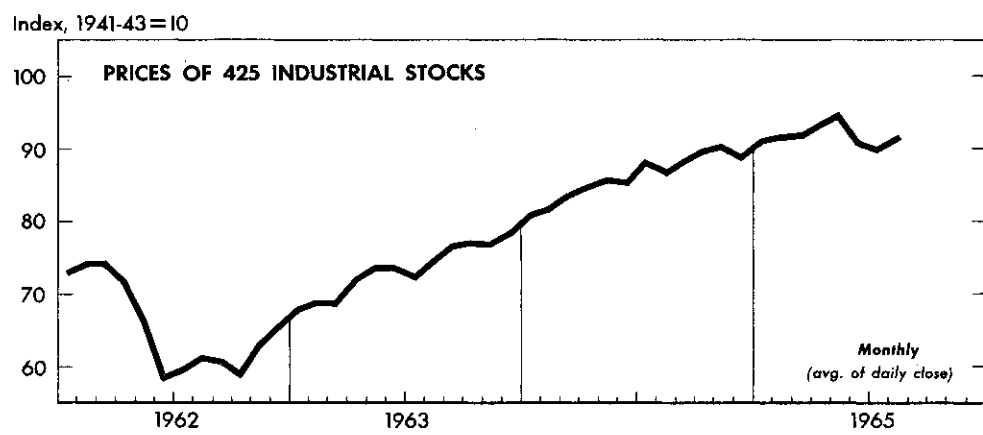
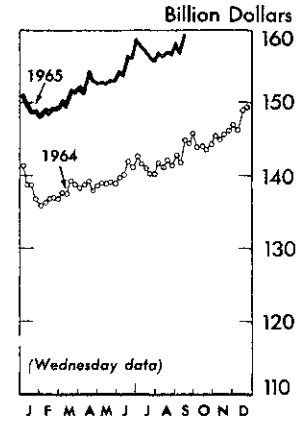
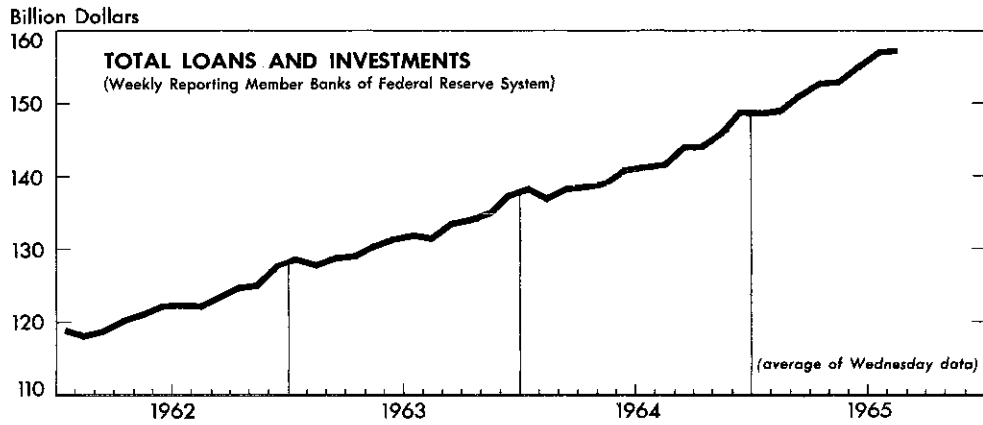
BUSINESS STATISTICS



A WEEKLY SUPPLEMENT TO THE SURVEY OF CURRENT BUSINESS*

U. S. DEPARTMENT OF COMMERCE / OFFICE OF BUSINESS ECONOMICS

SELECTED BUSINESS INDICATORS



* Available only with subscription to the SURVEY OF CURRENT BUSINESS, at \$6.00 annually, this Supplement provides selected weekly and monthly data subsequent to those published in the latest monthly SURVEY

WEEKLY BUSINESS STATISTICS¹

ITEM	1964		1965			
	Sept. 5	Sept. 12	Sept. 4	Sept. 11	Sept. 18	Sept. 25
COMMODITY PRICES, WHOLESALE:						
All commodities.....1957-59=100..	*100.7	102.9	102.9
Farm products.....do.....	*95.6	99.2	99.0
Foods, processed.....do.....	*102.2	106.7	106.6
All other.....do.....	*101.1	102.6	102.7
22 commodities <u>2/</u>do.....	99.3	99.2	104.7	105.1	105.4	105.7
ALL RETAIL STORES, SALES.....mil. \$.						
Nondurable goods stores.....do.....	5,262	4,624	5,605	4,921	5,145
.....do.....	3,731	3,245	3,892	3,418	3,525
INITIAL UNEMPLOYMENT CLAIMS, State programs.....thous..						
.....do.....	196	171	182	163	177
INSURED UNEMPLOYMENT, All programs.....do.....						
.....do.....	1,256	1,290	1,152	1,137
State programs (50 States, D.C., and Puerto Rico).....do.....	1,129	1,155	1,043	1,025
FAILURES, INDUST. AND COMMERCIAL (Dun & Bradstreet).....number..						
.....do.....	240	213	297	251	243	266
FINANCE:						
Currency in circulation <u>3/</u>mil. \$.	38,007	38,243	40,055	40,307	40,488	40,319
Federal Reserve bank credit outstanding, total <u>3/</u>do.....	36,968	37,716	41,170	41,586	41,508	41,918
Member bank reserve balances <u>3/</u>do.....	20,531	20,679	21,575	21,415	21,583	22,143
Excess reserves, estimated <u>3/</u>do.....	398	497	430	375	464	460
Reporting member banks (of F.R. System) in leading cities:^{4/}						
Demand deposits, adjusted.....mil. \$.	62,689	62,949	63,505	63,035	66,203
Savings deposits.....do.....	39,477	39,533	43,827	43,932	43,967
Loans and investments (adjusted), total.....do.....	142,946	141,918	158,157	156,744	159,423
U.S. Government obligations.....do.....	26,392	26,147	22,992	22,614	22,987
Commercial and industrial loans (gross).....do.....	39,091	39,031	46,987	46,794	47,697
Real estate loans (gross).....do.....	19,320	19,366	21,739	21,780	21,869
Bond yields, domestic corporate (Moody's) <u>3/</u>percent..	4.57	4.57	4.67	4.69	4.69	4.69
Stock prices, 500 stocks (Stand. & Poor's) <u>4/</u>1941-43=10..	82.31	83.05	87.17	88.66	89.52	90.22
Industrials, 425 stocks.....do.....	87.05	87.87	92.43	94.10	95.09	95.86
PRODUCTION:						
Bituminous coal <u>3/</u>thous. sh. tons..	1,712	1,785	1,750	1,856	1,686
Electric power, by utilities.....mil. kw.-hr.	19,792	18,937	20,370	19,977	21,025
Motor vehicles (cars, trucks, buses).....number..	153,280	142,665	86,482	82,347	155,071
Petroleum (crude) and condensate <u>3/</u>thous. bbl.	7,741	7,734	7,762	7,785	7,164
Steel.....thous. sh. tons..	2,436	2,464	2,413	2,390	2,343	2,259
Index of production.....1957-59=100..	130.8	132.3	129.5	128.3	125.8	121.3
FREIGHT CARLOADINGS, TOTAL.....thous. cars..						
Miscellaneous.....do.....	604	524	600	517	590
.....do.....	318	271	320	266	316

^{1/} Data do not always cover calendar weeks. ^{2/} Tuesday price. ^{3/} Daily average. ^{4/} Wednesday data. * Monthly index for September 1964.

MONTHLY BUSINESS STATISTICS

ITEM	1964		1965			
	July	Aug.	May	June	July	Aug.
FINANCE						
FEDERAL GOVERNMENT FINANCE:						
Budget receipts, total.....mil. \$.	5,131	9,662	11,582	p15,495	5,070	10,586
Receipts, net <u>1/</u>do.....	3,487	6,653	7,268	p13,377	3,807	7,350
Customs.....do.....	120	112	128	p145	137	145
Individual income taxes.....do.....	1,549	4,967	6,067	p5,314	1,661	5,540
Corporation income taxes.....do.....	646	419	520	p6,596	727	482
Employment taxes.....do.....	624	2,338	2,861	p1,407	629	2,501
Other internal revenue and receipts.....do.....	2,192	1,826	2,007	p2,033	1,915	1,918
Budget expenditures, total <u>1/</u>do.....	7,410	8,083	8,116	p9,081	7,240	8,990
Interest on public debt.....do.....	957	913	955	p997	1,000	966
Veterans' services and benefits.....do.....	442	r478	450	p476	210	482
National defense.....do.....	3,542	r3,789	4,317	p4,906	3,835	4,376
All other expenditures.....do.....	2,946	r2,987	2,486	p2,746	2,274	3,259
LIFE INSURANCE:						
Life Insurance Agency Management Association:						
Insurance written (new paid-for insurance):						
Value, estimated total.....do.....	7,839	7,898	8,914	9,435	8,569	8,747
Ordinary.....do.....	6,012	5,686	6,674	7,003	6,439	6,605
Group and wholesale.....do.....	1,243	1,597	1,549	1,799	1,535	1,537
Industrial.....do.....	584	615	691	633	595	605
SECURITY MARKETS:						
Bonds, sales, excl. U.S. Govt. bonds (SEC):						
All registered exchanges:						
Market value.....do.....	247.56	197.81	240.82	303.79	265.58	294.76
Face value.....do.....	227.28	186.44	220.36	278.99	248.19	256.23
New York Stock Exchange:						
Market value.....do.....	238.63	190.38	230.16	287.04	253.01	282.80
Face value.....do.....	218.63	178.75	210.27	262.56	235.86	245.19
Stocks, sales (SEC):						
Total on all registered exchanges:						
Market value.....mil. \$.	6,181	4,828	6,580	6,911	5,655	5,951
Shares sold.....millions..	170	139	198	187	154	163
On New York Stock Exchange:						
Market value.....mil. \$.	5,266	4,106	5,366	5,819	4,783	4,937
Shares sold.....millions..	125	100	135	136	116	120

ITEM	1964		1965			
	July	Aug.	May	June	July	Aug.
TRANSPORTATION AND COMMUNICATIONS						
Panama Canal:						
Total.....thous. lg. tons..	6,062	6,604	6,631	6,467	6,855	6,809
In United States vessels.....do....	877	927	738	835	496	628
CHEMICALS AND ALLIED PRODUCTS						
PLASTICS AND RESIN MATERIALS, PRODUCTION:						
Cellulose plastic materials.....mil. lb..	11.3	12.1	14.4	15.8	11.8
Thermosetting resins:						
Alkyd resins.....do....	45.5	49.2	50.0	54.5	47.7
Coumerone-indene and petroleum polymer resins.....do....	27.5	25.3	26.1	25.4	28.7
Polyester resins.....do....	23.3	25.8	33.7	35.5	32.1
Phenolic and other tar acid resins.....do....	53.8	70.4	71.8	72.9	66.9
Urea and melamine resins.....do....	37.4	44.1	46.9	48.2	40.0
Thermoplastic resins:						
Styrene-type plastic materials (polystyrene).....do....	129.2	144.8	167.8	168.9	150.4
Vinyl resins (resin content basis).....do....	156.8	177.9	181.6	181.4	169.9
Polyethylene.....do....	216.8	221.0	256.9	256.4	254.3
ALCOHOL: Ethyl alcohol and spirits:						
Production.....mil. tax gal..	51.8	55.1	58.9	55.5	56.9
Stocks, end of month.....do....	187.0	190.0	190.4	190.9	191.1
Used for denaturation.....do....	45.7	47.0	50.8	50.5	51.0
Taxable withdrawals.....do....	5.0	4.7	5.3	6.1	4.9
Denatured alcohol:						
Production.....mil. wine gal..	24.7	25.4	27.2	27.1	27.4
Consumption (withdrawals).....do....	25.3	24.8	27.5	27.9	27.0
Stocks, end of month.....do....	2.9	3.4	5.8	5.1	5.6
FOOD AND KINDRED PRODUCTS; TOBACCO						
BEER:						
Production.....mil. bbl..	11.54	9.88	10.05	11.21	10.42
Taxable withdrawals.....do....	10.92	9.40	9.24	10.21	9.85
Stocks, end of month.....do....	11.77	11.56	12.24	12.50	12.38
DISTILLED SPIRITS (TOTAL):						
Production.....mil. tax gal..	8.65	9.13	14.44	14.01	8.32
Taxable withdrawals.....do....	9.51	10.62	11.30	11.95	9.85
Stocks, end of month.....do....	871.04	866.18	871.05	870.65	866.20
Whisky:						
Production.....do....	5.03	5.41	10.05	9.08	3.76
Taxable withdrawals.....do....	5.72	6.68	6.92	6.94	5.65
Stocks, end of month.....do....	844.27	839.97	840.97	841.10	836.60
Rectified spirits and wines, prod., total.....mil. proof gal..	6.35	6.69	7.24	8.10	6.31
WINES AND DISTILLING MATERIALS:						
Effervescent wines:						
Production.....mil. wine gal..	.27	.42	.57	.66	.32
Taxable withdrawals.....do....	.28	.35	.44	.51	.31
Stocks, end of month.....do....	3.46	3.49	3.56	3.62	3.60
Still wines:						
Production.....do....	.85	3.12	3.28	2.53	1.48
Taxable withdrawals.....do....	10.43	12.27	12.22	13.59	9.91
Stocks, end of month.....do....	139.42	130.04	170.56	157.01	146.16
Distilling materials produced at wineries.....do....	1.40	9.84	3.79	3.42	3.42
Livestock:						
Shipments, feeder, to 9 corn-belt States:						
Cattle and calves.....thous. of animals..	359	588	367	328	338	533
Sheep and lambs.....do....	179	314	116	136	113	191
LEATHER AND PRODUCTS						
LEATHER PRODUCTION:						
Calf and whole kip.....thous. skins..	495	542	532	574	391
Cattle hide and side kip.....thous. hides and kips..	1,698	1,993	1,952	1,984	1,575
Goat and kid.....thous. skins..	1,015	790	1,162	1,317	1,071
Sheep and lamb.....do....	1,917	2,865	2,646	2,637	1,902
METALS AND MANUFACTURES						
PIG IRON:						
Production (excluding production of ferroalloys)						
thous. sh. tons..	7,006	7,158	8,195	7,849	7,780	7,661
Steel forgings (for sale):						
Orders, unfilled, end of month.....do....	388	395	512	510	526
Shipments, total.....do....	123	129	162	172	146
Closed die (drop, upset, press).....do....	89	101	127	134	113
FABRICATED STRUCTURAL STEEL:						
Orders, new (net).....do....	347	379	570	458	337	341
Shipments.....do....	379	374	318	363	329	413
Backlog, end of month.....do....	2,490	2,497	3,279	3,245	3,268	3,176
Furnaces (industrial) and ovens, etc., new orders (domestic), net.....mil. \$..						
Electric processing.....do....	9.2	10.8	11.3	9.7	18.3	10.5
Fuel-fired (exc. for hot rolling steel).....do....	.9	1.0	1.1	1.4	1.0	1.0
	3.6	6.8	5.3	5.1	6.7	6.0

MONTHLY BUSINESS STATISTICS—Continued

ITEM	1964		1965			
	July	Aug.	May	June	July	Aug.
METALS AND MANUFACTURES--Continued						
MACHINE TOOLS:						
Metal cutting tools:						
Orders, new (net), total.....mil. \$..	78.10	73.80	74.75	93.65	r95.60	108.85
Domestic.....do.....	66.50	62.65	67.10	87.10	r84.75	96.50
Shipments, total.....do.....	60.00	60.90	82.45	83.75	r69.45	58.25
Domestic.....do.....	51.70	51.20	71.75	71.15	r60.70	50.70
Estimated backlog.....months..	6.7	6.8	6.4	6.5	6.8	7.4
Metal forming tools:						
Orders, new (net), total.....mil. \$..	27.97	15.80	24.05	40.85	r26.70	24.25
Domestic.....do.....	25.45	14.90	22.55	39.70	r26.05	22.40
Shipments, total.....do.....	18.80	17.35	27.90	26.00	r20.20	20.65
Domestic.....do.....	16.30	14.10	24.80	23.55	r17.75	19.05
Estimated backlog.....months..	11.1	10.8	9.0	9.4	r9.4	9.7
Washers, sales (domestic and export).....thous..	351.6	384.7	315.0	388.7	356.1	398.6
Driers (elec., gas), sales (domestic and export).....do....	126.1	172.0	83.0	109.0	127.7	213.3
PULP, PAPER, AND PAPER PRODUCTS						
SELECTED TYPES OF PAPER (APPA):						
Fine paper:						
Orders, new.....thous. sh. tons..	188	185	208	r209	p196
Orders, unfilled, end of month.....do....	101	91	r135	r142	p141
Production.....do.....	171	190	r201	r200	p182
Shipments.....do.....	179	185	r207	r206	p193
Printing paper:						
Orders, new.....do.....	467	461	r512	r519	p535
Orders, unfilled, end of month.....do....	413	390	r508	r521	p563
Production.....do.....	445	461	r504	r503	p475
Shipments.....do.....	445	461	r504	r503	p475
Coarse paper:						
Orders, new.....do.....	357	384	r384	r367	p390
Orders, unfilled, end of month.....do....	161	170	r226	238	p236
Production.....do.....	337	372	r392	r360	p382
Shipments.....do.....	341	366	r380	r363	p383
TEXTILE PRODUCTS						
MANMADE FIBERS (RAYON AND ACETATE):						
Production:						
Filament yarn.....mil. lb..	65.6	64.1	r67.9	70.0	r68.1	71.6
Staple, incl. tow (rayon).....do....	42.6	43.0	r54.6	r55.0	r54.0	55.9
Stocks, producers', end of month:						
Filament yarn.....do.....	35.9	34.9	r33.5	34.5	r40.1	46.3
Staple, incl. tow (rayon).....do....	58.9	53.2	r55.5	60.6	r69.6	73.0
Men's apparel, cuttings:						
Tailored garments:						
Suits.....thous. units..	1,104	1,806	1,889	r1,995	1,185
Overcoats and topcoats.....do....	328	428	446	r485	323
Coats (separate), dress and sport.....do....	570	840	1,073	r1,099	661
Trousers (separate), dress and sport.....do....	r10,415	11,562	11,937	12,465	10,148
Shirts (woven fabrics), dress and sport.....thous. doz..	2,006	2,335	2,573	r2,499	1,893
TRANSPORTATION AND EQUIPMENT						
Aircraft (civilian): Shipments.....mil. \$..	71.4	89.2	124.6	r119.1	130.8
Airframe weight.....thous. lb..	1,631	1,748	2,574	r2,472	2,562

r/ Revised. p/ Preliminary.
USCOMM-DC--29116

UNITED STATES
GOVERNMENT PRINTING OFFICE
DIVISION OF PUBLIC DOCUMENTS
WASHINGTON, D.C. 20402

OFFICIAL BUSINESS

First Class Mail

POSTAGE AND FEES PAID
U.S. GOVERNMENT PRINTING OFFICE

WEEKLY SUPPLEMENT

SURVEY OF CURRENT BUSINESS