

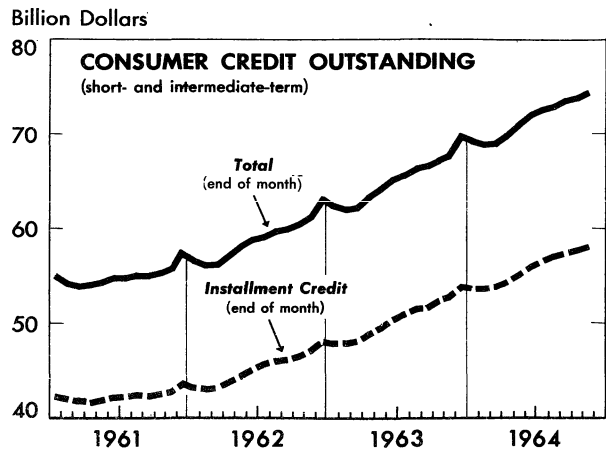
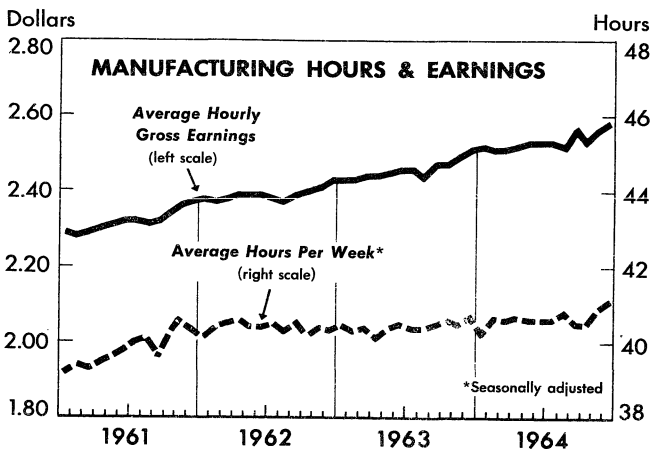
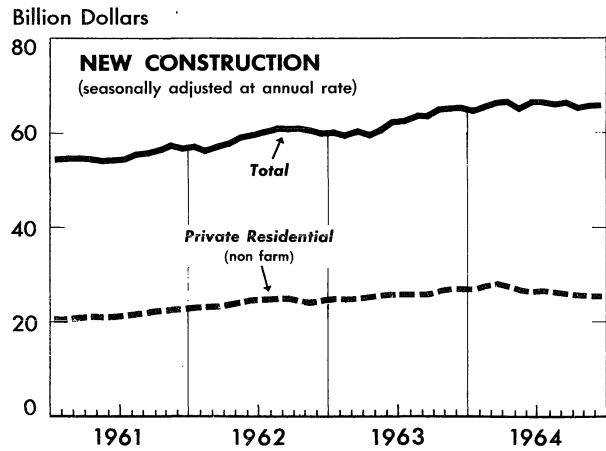
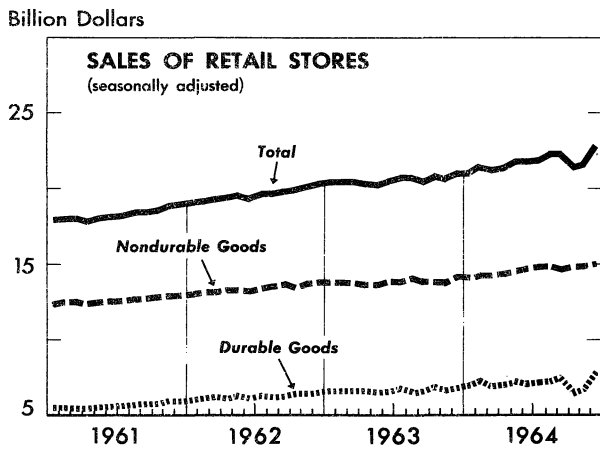
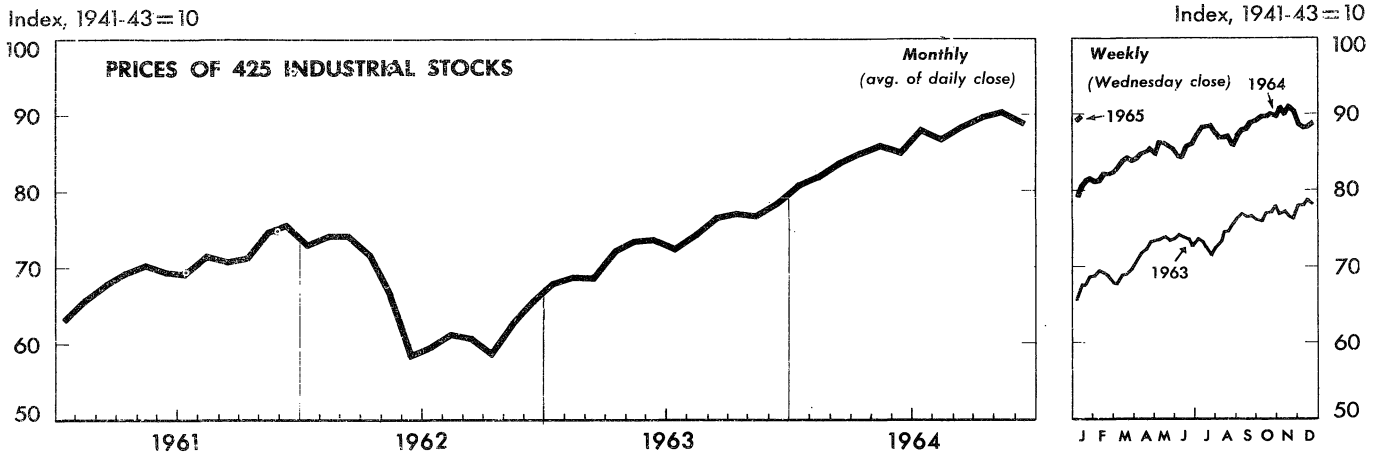
# BUSINESS

# STATISTICS

## A WEEKLY SUPPLEMENT TO THE SURVEY OF CURRENT BUSINESS

Available only with subscription to the SURVEY OF CURRENT BUSINESS, at \$4.00 annually, this Supplement provides selected weekly and monthly data subsequent to those published in the latest monthly SURVEY

### SELECTED BUSINESS INDICATORS



WEEKLY BUSINESS STATISTICS<sup>1</sup>

ITEM	1964				1965	
	Jan. 4	Jan. 11	Dec. 19	Dec. 26	Jan. 2	Jan. 9
<b>COMMODITY PRICES, WHOLESALE:</b>						
All commodities.....1957-59=100..	*100.3	.....	100.7	100.8	100.8	100.8
Farm products.....do....	*93.3	.....	93.0	93.6	93.8	93.0
Foods, processed.....do....	*100.4	.....	100.6	100.7	101.1	101.1
All other.....do....	*101.2	.....	101.7	101.7	101.7	101.8
22 commodities <u>2/</u> .....do....	95.4	95.7	103.8	102.9	102.4	102.1
ALL RETAIL STORES, SALES.....mil. \$..	4,479	4,370	6,619	6,264	4,792	.....
Nondurable goods stores.....do....	3,184	3,046	4,623	4,462	3,311	.....
INITIAL UNEMPLOYMENT CLAIMS, State programs.....thous..	447	507	311	371	392	.....
INSURED UNEMPLOYMENT, all programs.....do....	2,646	2,571	1,707	1,926	.....	.....
State programs (50 States, D.C., and Puerto Rico).....do....	2,484	2,404	1,583	1,800	.....	.....
FAILURES, INDUST. AND COMMERCIAL (Dun & Bradstreet).....number..	204	321	224	162	169	281
<b>FINANCE:</b>						
Currency in circulation <u>3/</u> .....mil. \$..	37,730	37,306	39,743	39,834	39,852	39,525
Federal Reserve bank credit outstanding, total <u>3/</u> .....do....	37,153	36,706	39,632	40,175	40,409	40,111
Member bank reserve balances <u>3/</u> .....do....	21,449	21,169	21,385	21,846	21,993	22,237
Excess reserves, estimated <u>3/</u> .....do....	786	463	388	409	552	444
Reporting member banks (of F.R.System) in leading cities: <u>4/</u>						
Demand deposits, adjusted.....mil. \$..	67,844	65,239	68,194	66,161	68,022	.....
Savings deposits.....do....	38,083	38,043	40,371	40,431	40,652	.....
Loans and investments (adjusted), total.....do....	141,305	138,816	148,993	149,448	150,956	.....
U.S. Government obligations.....do....	29,018	28,601	27,241	27,340	27,679	.....
Commercial and industrial loans (gross).....do....	38,793	37,818	41,668	41,668	42,038	.....
Real estate loans (gross).....do....	17,880	17,889	19,948	20,010	20,008	.....
Bond yields, domestic corporate (Moody's) <u>3/</u> .....percent..	4.57	4.57	4.58	4.58	4.58	4.58
Stock prices, 500 stocks (Stand. & Poor's) <u>4/</u> .....1941-43=100..	**75.02	76.00	83.55	84.15	84.30	84.89
Industrials, 425 stocks.....do....	**79.25	80.31	88.20	88.94	89.12	89.76
<b>PRODUCTION:</b>						
Bituminous coal <u>3/</u> .....thous. sh. tons..	1,570	1,560	1,648	1,432	1,505	.....
Electric power, by utilities.....mil. kw.-hr..	18,152	18,869	20,580	18,537	18,767	.....
Motor vehicles (cars, trucks, buses).....number..	146,525	207,381	256,407	143,115	143,217	247,487
Petroleum (crude) and condensate <u>3/</u> .....thous. bbl..	7,574	7,661	7,780	7,771	7,797	.....
Steel.....thous. sh. tons..	2,037	2,120	2,645	2,557	2,620	2,656
Index of production.....1957-59=100..	109.3	113.8	142.0	137.3	140.6	142.6
FREIGHT CARLOADINGS, TOTAL.....thous. cars..	445	542	546	417	431	.....
Miscellaneous.....do....	245	295	306	236	246	.....

<sup>1/</sup> Data do not always cover calendar weeks. <sup>2/</sup> Tuesday price. <sup>3/</sup> Daily average. <sup>4/</sup> Wednesday data. \* Monthly index for Dec. 1963.  
\*\* Tuesday data.

## MONTHLY BUSINESS STATISTICS

ITEM	1963		1964			
	Nov.	Dec.	Sept.	Oct.	Nov.	Dec.
<b>GENERAL BUSINESS INDICATORS</b>						
<b>NEW BUSINESS INCORPORATIONS (Dun &amp; Bradstreet, Inc.):</b>						
Unadjusted.....number..	12,975	15,472	15,465	16,394	14,098	.....
Seasonally adjusted.....do....	15,759	15,867	16,715	16,559	17,123	.....
<b>CONSTRUCTION AND REAL ESTATE</b>						
<b>NEW CONSTRUCTION PUT IN PLACE (UNADJ.), TOTAL.....mil. \$..</b>						
Private, total.....do....	5,720	5,260	6,189	r6,092	r5,774	5,308
Residential (nonfarm).....do....	4,021	3,760	4,179	r4,109	r4,025	3,736
New housing units.....do....	2,357	2,153	2,417	r2,323	r2,230	2,031
Nonresidential buildings, total <u>1/</u> .....do....	1,909	1,734	1,911	r1,843	r1,779	1,615
Industrial.....do....	1,104	1,070	1,172	1,184	1,188	1,144
Commercial.....do....	267	270	293	299	312	324
Stores, restaurants, and garages.....do....	493	471	506	517	520	482
Farm construction.....do....	218	197	232	242	239	207
Public utilities.....do....	105	101	111	107	102	98
Public, total.....do....	431	414	448	r469	r479	438
Nonresidential buildings.....do....	1,699	1,500	2,010	r1,983	r1,749	1,572
Highways.....do....	466	458	568	569	r500	472
Other types.....do....	685	549	794	787	678	.....
NEW CONSTRUCTION PUT IN PLACE (SEASONALLY ADJUSTED AT ANNUAL RATES), TOTAL.....mil. \$..	431	386	533	r504	454	.....
Private, total.....do....	65,072	65,193	66,454	r65,335	r65,686	65,709
Residential (nonfarm).....do....	45,488	45,778	45,861	r45,521	r45,531	45,402
Nonresidential buildings, total <u>1/</u> .....do....	27,000	26,896	25,972	r25,679	r25,582	25,416
Industrial.....do....	12,480	12,592	13,386	13,406	13,453	13,442
Commercial.....do....	3,136	3,158	3,514	3,540	3,655	3,791
Stores, restaurants, and garages.....do....	5,469	5,515	5,746	5,776	5,767	5,639
Farm construction.....do....	2,335	2,333	2,530	2,621	2,556	2,443
Public utilities.....do....	1,261	1,261	1,232	1,226	r1,223	1,219
Public, total.....do....	4,473	4,753	4,923	r4,915	r4,969	5,009
Nonresidential buildings.....do....	19,584	19,415	20,593	r19,814	r20,155	20,307
Highways.....do....	5,803	6,075	6,313	r6,330	r6,216	6,210
CONSTRUCTION COST INDEX:	7,254	6,713	7,273	6,667	7,151	.....
DEPARTMENT OF COMMERCE COMPOSITE.....1957-59=100..	111	111	113	113	113	113

r/ Revised. 1/ Except farm and public utilities.

ITEM	1963		1964			
	Nov.	Dec.	Sept.	Oct.	Nov.	Dec. <u>p/</u>
<b>DOMESTIC TRADE</b>						
<b>RETAIL TRADE, ALL RETAIL STORES:</b>						
ESTIMATED SALES (UNADJUSTED), TOTAL <u>l/</u> .....mil. \$..	21,494	25,104	21,313	r22,605	r21,691	27,724
Durable goods stores.....do....	6,985	7,208	6,893	r7,133	r6,823	8,347
Automotive group.....do....	3,949	3,690	3,728	r3,858	r3,713	4,448
Furniture and appliance group.....do....	1,077	1,333	1,088	r1,182	r1,180	1,468
Lumber, building, hardware group.....do....	1,002	918	1,045	r1,118	997	.....
Nondurable goods stores.....do....	14,509	17,896	14,420	r15,472	r14,868	19,377
Apparel group.....do....	1,308	2,172	1,289	r1,376	r1,329	2,295
Drug and proprietary stores.....do....	666	906	701	r724	r696	966
Eating and drinking places.....do....	1,486	1,533	1,671	r1,688	r1,565	1,639
Food group.....do....	5,153	5,194	5,099	r5,528	r5,017	5,677
Gasoline service stations.....do....	1,625	1,713	1,701	r1,761	r1,725	1,806
General merchandise group.....do....	2,728	4,399	2,550	r2,801	r3,001	4,899
ESTIMATED SALES (SEAS. ADJ.), TOTAL <u>l/</u> .....do....	20,558	21,019	22,254	r21,383	r21,631	22,808
Durable goods stores.....do....	6,734	6,831	7,541	r6,496	r6,704	7,767
Automotive group.....do....	3,791	3,935	4,531	r3,495	r3,685	.....
Furniture and appliance group.....do....	986	1,021	1,067	r1,088	1,108	.....
Lumber, building, hardware group.....do....	994	952	966	r983	984	.....
Nondurable goods stores.....do....	13,824	14,188	14,713	r14,887	r14,927	15,041
Apparel group.....do....	1,186	1,250	1,285	r1,301	1,284	.....
Drug and proprietary stores.....do....	677	694	734	r739	731	.....
Eating and drinking places.....do....	1,506	1,528	1,600	r1,637	1,606	.....
Food group.....do....	4,973	4,991	5,250	r5,229	5,258	.....
Gasoline service stations.....do....	1,638	1,681	1,695	r1,722	1,752	.....
General merchandise group.....do....	2,355	2,474	2,591	r2,664	2,718	.....
<b>ESTIMATED INVENTORIES:</b>						
Unadjusted, total.....do....	30,606	28,500	29,672	r29,988	30,737	.....
Adjusted, total.....do....	29,254	29,383	30,082	r29,267	29,348	.....
<b>RETAIL FIRMS WITH 4 OR MORE STORES:</b>						
Estimated sales (unadjusted), total.....do....	6,411	8,239	6,186	r6,766	6,547	.....
<b>RETAIL FIRMS WITH 11 OR MORE STORES:</b>						
Estimated sales (unadjusted), total.....do....	5,364	6,943	5,133	5,637	5,451	.....
Apparel group.....do....	348	567	341	361	367	.....
Eating and drinking places.....do....	105	107	129	127	120	.....
General merchandise group.....do....	1,843	2,995	1,717	1,877	2,004	.....
Grocery stores.....do....	2,140	2,081	1,999	2,293	1,981	.....
Lumber yards, building materials dealers.....do....	64	50	77	75	68	.....
Tire, battery, accessory dealers.....do....	94	132	93	104	102	.....
Estimated sales (seasonally adjusted), total.....do....	4,922	5,043	5,296	5,309	5,382	.....
Apparel group.....do....	310	326	337	341	349	.....
Eating and drinking places.....do....	105	106	125	123	122	.....
General merchandise group.....do....	1,600	1,674	1,755	1,783	1,830	.....
Grocery stores.....do....	2,015	2,017	2,105	2,113	2,110	.....
Lumber yards, building materials dealers.....do....	63	61	68	63	66	.....
Tire, battery, accessory dealers.....do....	92	99	97	100	106	.....
<b>EMPLOYMENT, HOURS, AND EARNINGS</b>						
<b>CIVILIAN LABOR FORCE, TOTAL, UNADJUSTED.....thous..</b>						
EMPLOYED.....do....	73,261	72,461	74,122	74,375	74,166	73,841
Agricultural employment.....do....	69,325	68,615	70,805	71,123	70,793	70,375
Nonagricultural employment.....do....	4,777	4,039	5,230	5,126	4,545	3,785
UNEMPLOYED (ALL CIVILIAN WORKERS).....do....	64,548	64,576	65,575	65,997	66,248	66,590
Long-term (15 weeks and over).....do....	3,936	3,846	3,317	3,252	3,373	3,466
Percent of civilian labor force.....do....	864	928	764	780	759	802
Percent of civilian labor force.....do....	5.4	5.3	4.5	4.4	4.5	4.7
<b>CIVILIAN LABOR FORCE, TOTAL, SEAS. ADJUSTED.....thous..</b>						
EMPLOYED.....do....	73,572	73,224	74,159	74,187	74,426	74,527
Agricultural employment.....do....	69,222	69,205	70,334	70,325	70,699	70,857
Nonagricultural employment.....do....	4,903	4,890	4,800	4,745	4,670	4,535
UNEMPLOYED (ALL CIVILIAN WORKERS).....do....	64,319	64,315	65,534	65,580	66,029	66,322
Long-term (15 weeks and over).....do....	4,350	4,019	3,825	3,862	3,727	3,670
Percent of civilian labor force.....do....	1,060	1,022	929	945	931	883
Percent of civilian labor force.....do....	5.9	5.5	5.2	5.2	5.0	4.9
<b>EMPLOYEES ON PAYROLLS (NONAGRICULTURAL ESTABLISHMENTS):</b>						
TOTAL, SEASONALLY ADJUSTED.....thous..	57,101	57,291	58,458	r58,382	r58,871	59,097
Manufacturing.....do....	17,059	17,115	17,449	r17,171	r17,512	17,593
Mining.....do....	635	636	634	638	r640	644
Contract construction.....do....	3,015	3,052	3,080	r3,106	r3,167	3,225
Transportation and public utilities.....do....	3,932	3,931	4,005	r3,996	r3,997	4,003
Wholesale and retail trade.....do....	11,910	11,950	12,229	r12,278	r12,307	12,318
Finance, insurance, and real estate.....do....	2,896	2,904	2,960	r2,964	r2,970	2,979
Services and miscellaneous.....do....	8,352	8,366	8,592	r8,633	r8,630	8,644
Government.....do....	9,302	9,337	9,509	9,596	r9,648	9,691
<b>PRODUCTION WORKERS ON MANUFACTURING PAYROLLS:</b>						
TOTAL, UNADJUSTED.....do....	12,722	12,631	13,280	r12,915	r13,142	13,059
SEASONALLY ADJUSTED.....do....	12,592	12,647	12,956	r12,661	r13,009	13,075
Durable goods industries, unadjusted.....do....	7,147	7,121	7,490	r7,190	r7,470	7,460
Seasonally adjusted.....do....	7,071	7,115	7,377	r7,089	r7,391	7,455
Lumber and wood products.....do....	536	522	555	543	534	525
Furniture and fixtures.....do....	330	328	344	r347	345	344
Stone, clay, and glass products.....do....	495	480	519	511	r507	486

r/ Revised. p/ Preliminary. l/ Data for Dec. 1964 are advance estimates.

ITEM	1963		1964			
	Nov.	Dec.	Sept.	Oct.	Nov.	Dec. <u>p/</u>
EMPLOYMENT, HOURS, AND EARNINGS--Continued						
PRODUCTION WORKERS ON MANUFACTURING PAYROLLS--Cont.						
Durable goods industries, unadjusted--Cont.						
Primary metal industries.....thous..	933	946	1,027	r1,013	r1,028	1,037
Fabricated metal products.....do....	908	904	961	r918	r945	946
Machinery.....do....	1,065	1,083	1,142	r1,132	r1,129	1,148
Electrical equipment and supplies.....do....	1,043	1,040	1,068	1,075	r1,087	1,089
Transportation equipment.....do....	1,156	1,161	1,186	r964	r1,206	1,217
Instruments and related products.....do....	235	234	237	r234	r238	237
Miscellaneous manufacturing industries.....do....	330	307	345	r391	r348	326
Nondurable goods industries, unadjusted.....do....	5,575	5,510	5,790	r5,725	r5,672	5,599
Seasonally adjusted.....do....	5,521	5,532	5,579	r5,572	5,618	5,620
Food and kindred products.....do....	1,175	1,135	1,272	r1,224	r1,165	1,125
Textile mill products.....do....	801	794	811	811	r813	807
Apparel and related products.....do....	1,146	1,135	1,196	r1,189	r1,196	1,180
Paper and allied products.....do....	491	490	501	r499	499	494
HOURS AND EARNINGS PER PRODUCTION WORKER ON PAYROLLS OF MANUFACTURING ESTABLISHMENTS:						
Average weekly gross hours, mfg. indus., unadj.....hours..	40.5	40.9	40.7	40.7	40.9	41.3
Seasonally adjusted.....do....	40.5	40.7	40.5	40.5	40.9	41.1
Durable goods industries, unadjusted.....do....	41.2	41.6	41.5	r41.3	41.6	42.2
Seasonally adjusted.....do....	41.2	41.3	41.4	r41.2	41.6	41.9
Nondurable goods industries, unadjusted.....do....	39.6	39.9	39.6	r40.0	r39.8	40.0
Seasonally adjusted.....do....	39.7	39.7	39.4	r39.9	r39.9	39.8
Avg. hourly gross earnings, mfg. industries.....dollars..	2.49	2.51	2.57	2.53	2.56	2.58
Durable goods industries.....do....	2.67	2.69	2.75	2.70	r2.73	2.76
Nondurable goods industries.....do....	2.25	2.27	2.32	2.30	2.31	2.32
LABOR TURNOVER IN MANUFACTURING ESTABLISHMENTS:						
Accession rate, total.....monthly rate per 100 employees..	2.9	2.5	4.8	r4.0	p3.0	.....
Seasonally adjusted.....do....	3.7	4.0	3.8	r4.0	p3.9	.....
New hires.....do....	1.8	1.4	3.5	r2.8	p2.1	.....
Separation rate, total.....do....	3.9	3.7	5.1	r4.2	p3.5	.....
Seasonally adjusted.....do....	3.9	3.8	4.1	r3.9	p3.5	.....
Quit.....do....	1.1	.8	2.7	r1.7	p1.2	.....
Layoff.....do....	2.1	2.3	1.5	r1.8	p1.7	.....
Seasonally adjusted.....do....	1.8	1.7	1.5	r1.7	p1.5	.....
FINANCE						
CONSUMER CREDIT (SHORT- AND INTERMEDIATE-TERM):						
Total outstanding, end of month.....mil. \$..	67,746	69,890	73,495	73,928	74,371	.....
Installment credit, total.....do....	52,695	53,745	57,446	57,826	58,085	.....
Installment credit extended and repaid:						
Unadjusted:						
Extended, total.....do....	4,981	5,974	5,393	5,552	5,323	.....
Repaid, total.....do....	4,543	4,924	5,002	5,172	5,064	.....
Seasonally adjusted:						
Extended, total.....do....	4,979	5,272	5,617	5,507	5,456	.....
Repaid, total.....do....	4,596	4,812	5,104	5,097	5,155	.....
FOREIGN TRADE						
EXPORTS (MDSE.), INCL. REEXPORTS, TOTAL.....mil. \$..	2,104.5	2,155.4	2,138.9	2,286.5	2,267.0	.....
Excl. Department of Defense shipments.....do....	2,028.5	2,092.3	2,084.5	c2,255.1	2,182.9	.....
Seasonally adjusted.....do....	1,944.6	2,049.4	2,271.2	2,134.3	2,184.1	.....

r/ Revised, p/ Preliminary, c/ Corrected.  
USCOMM-DC--16232

UNITED STATES  
GOVERNMENT PRINTING OFFICE  
DIVISION OF PUBLIC DOCUMENTS  
WASHINGTON, D.C. 20402

OFFICIAL BUSINESS

First Class Mail

PENALTY FOR PRIVATE USE TO AVOID  
PAYMENT OF POSTAGE, \$300

WEEKLY SUPPLEMENT

INVESTIGATION OF CURRENT BUSINESS