

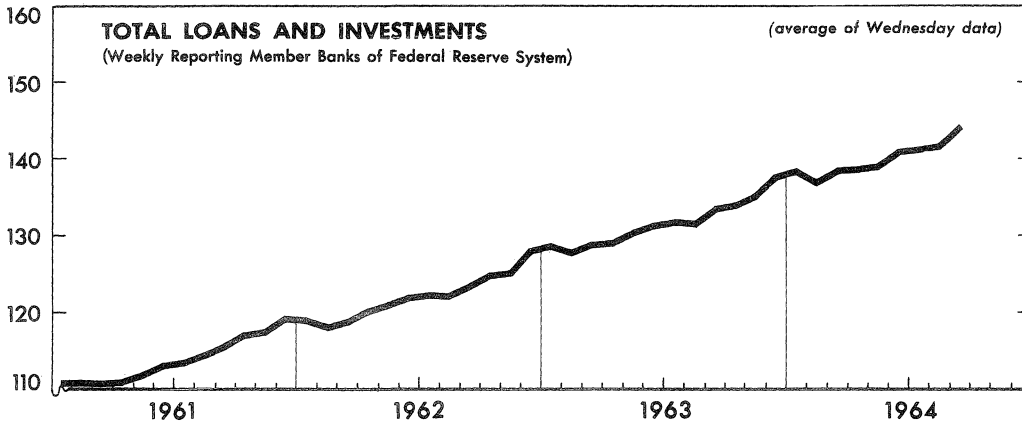
BUSINESS STATISTICS

A WEEKLY SUPPLEMENT TO THE SURVEY OF CURRENT BUSINESS

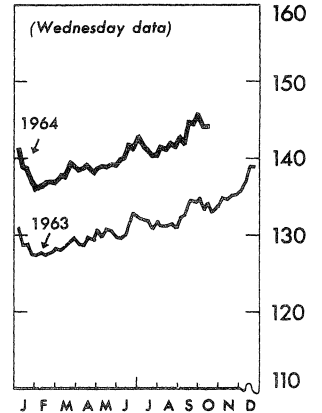
Available only with subscription to the SURVEY OF CURRENT BUSINESS, at \$4.00 annually, this Supplement provides selected weekly and monthly data subsequent to those published in the latest monthly SURVEY

SELECTED BUSINESS INDICATORS

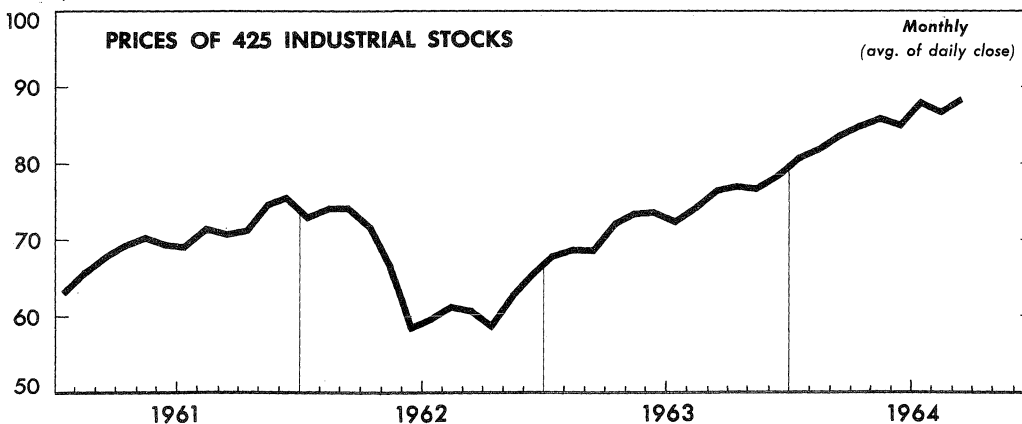
Billion Dollars



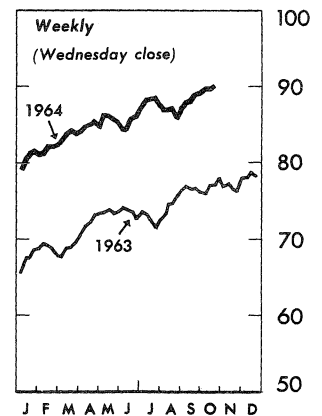
Billion Dollars



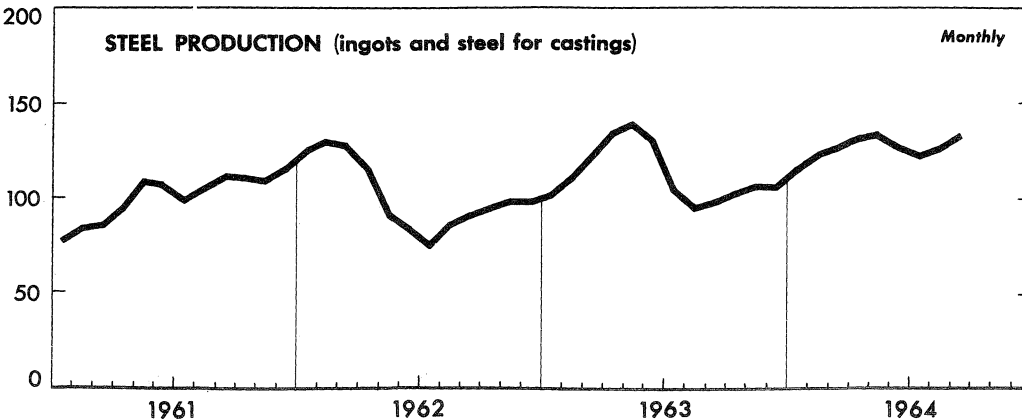
Index, 1941-43=10



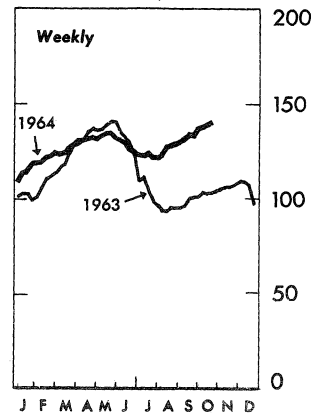
Index, 1941-43=10



Index, 1957-59=100



Index, 1957-59=100



WEEKLY BUSINESS STATISTICS

ITEM	1963		1964			
	Oct. 19	Oct. 26	Oct. 3	Oct. 10	Oct. 17	Oct. 24
COMMODITY PRICES, WHOLESALE:						
All commodities.....1957-59=100..	*100.5	100.6	100.6	100.6
Farm products.....do.....	*95.1	94.2	93.7	93.8
Foods, processed.....do.....	*102.2	101.2	101.5	101.6
All other.....do.....	*100.9	101.3	101.3	101.4
22 commodities <u>2/</u>do.....	95.7	96.2	101.1	101.6	102.1	102.6
ALL RETAIL STORES, SALES.....mil. \$..	4,877	4,715	5,311	5,005	4,939
Nondurable goods stores.....do....	3,167	3,047	3,419	3,430	3,394
INITIAL UNEMPLOYMENT CLAIMS, State programs.....thous..	247	258	212	237	203
INSURED UNEMPLOYMENT, all programs.....do.....	1,469	1,501	1,235	1,241
State programs (50 States, D.C., and Puerto Rico).....do....	1,326	1,359	1,106	1,112
FAILURES, INDUST. AND COMMERCIAL (Dun & Bradstreet).....number..	303	279	268	246	233	232
FINANCE:						
Currency in circulation <u>3/</u>mil. \$..	36,235	36,165	38,074	38,209	38,465	38,432
Federal Reserve bank credit outstanding, total <u>3/</u>do....	34,737	34,589	37,487	38,051	37,876	37,878
Member bank reserve balances <u>3/</u>do.....	19,989	19,942	21,141	21,264	20,982	21,020
Excess reserves, estimated <u>3/</u>do.....	386	429	386	439	400	401
Reporting member banks (of F.R.System) in leading cities: <u>4/</u>						
Demand deposits, adjusted.....mil. \$..	62,749	63,041	63,722	63,522	63,488
Savings deposits.....do.....	37,465	37,503	39,873	39,933	39,974
Loans and investments (adjusted), total.....do.....	134,115	133,183	145,878	143,951	144,076
U.S. Government obligations.....do.....	28,035	27,794	27,207	26,422	26,419
Commercial and industrial loans (gross).....do.....	36,282	36,310	38,153	39,743	39,956
Real estate loans (gross).....do.....	17,570	17,612	19,533	19,560	19,635
Bond yields, domestic corporate (Moody's) <u>3/</u>percent..	4.52	4.53	4.56	4.57	4.57	4.57
Stock prices, 500 stocks (Stand. & Poor's) <u>4/</u>1941-43=100..	72.97	73.00	84.18	84.80	84.79	85.10
Industrials, 425 stocks.....do.....	77.00	77.06	89.12	89.77	89.67	89.98
PRODUCTION:						
Bituminous coal <u>3/</u>thous. sh. tons..	1,618	1,635	1,637	1,678	1,682
Electric power, by utilities.....mil. kw.-hr..	17,173	17,261	18,331	18,245	18,074
Motor vehicles (cars, trucks, buses).....number..	210,438	212,485	101,119	96,668	101,488	108,581
Petroleum (crude) and condensate <u>3/</u>thous. bbl..	7,610	7,608	7,621	7,638	7,652
Steel.....thous. sh. tons..	1,908	1,915	2,563	2,571	2,598	2,621
Index of production.....1957-59=100..	102.4	102.8	137.6	138.0	139.5	140.7
FREIGHT CARLOADINGS, TOTAL.....thous. cars..	626	625	619	633	639
Miscellaneous.....do.....	333	328	332	334	337

1/ Data do not always cover calendar weeks. 2/ Tuesday price. 3/ Daily average. 4/ Wednesday data. * Monthly index for Oct. 1963.

MONTHLY BUSINESS STATISTICS

ITEM	1963		1964			
	Aug.	Sept.	June	July	Aug.	Sept.
CONSTRUCTION AND REAL ESTATE						
Construction cost indexes (The American Appraisal Co.):						
Average, 30 cities.....1913=100..	786	788	800	806	808	809
Atlanta.....do.....	862	862	872	872	887	887
New York.....do.....	867	869	884	893	895	897
San Francisco.....do.....	774	775	794	799	800	802
St. Louis.....do.....	762	762	786	786	786	786
FINANCE						
AGRICULTURAL LOANS AND DISCOUNTS OUTSTANDING OF AGENCIES SUPERVISED BY THE FARM CREDIT ADM.:						
Total, end of month.....mil. \$..	6,428	6,430	6,940	7,048	7,081	7,084
Farm mortgage loans: Federal land banks.....do.....	3,240	3,259	3,516	3,551	3,586	3,620
Loans to cooperatives.....do.....	706	735	757	782	787	809
Other loans and discounts.....do.....	2,482	2,436	2,667	2,715	2,707	2,656
FEDERAL GOVERNMENT FINANCE:						
Net cash transactions (Federal) with the public: <u>1/</u>						
Receipts from.....do.....	10,960	11,652	14,286	4,745	10,552	11,739
Payments to.....do.....	11,287	9,549	10,290	10,217	11,218	9,700
Excess of receipts, or payments (-).....do.....	-328	2,102	3,996	-5,472	-666	2,039
Seasonally adjusted quarterly totals:						
Receipts.....do.....	28,472	28,438	28,162
Payments.....do.....	30,395	29,341	30,645
Excess of receipts, or payments (-).....do.....	-1,923	-903	-2,483
Budget receipts, total.....do.....	9,977	11,722	p14,438	5,131	9,662	11,766
Receipts, net <u>2/</u>do.....	7,290	10,095	p12,310	3,487	6,653	10,072
Customs.....do.....	108	104	p117	120	112	122
Individual income taxes.....do.....	5,785	5,350	p4,810	1,549	4,967	4,924
Corporation income taxes.....do.....	386	3,603	p6,196	646	419	3,950
Employment taxes.....do.....	2,064	1,098	p1,460	624	2,338	1,148
Other internal revenue and receipts.....do.....	1,633	1,567	p1,855	2,192	1,826	1,621

1/ Preliminary. 2/ Other than borrowing. 3/ Excludes certain interfund transactions.

ITEM	1963		1964			
	Aug.	Sept.	June	July	Aug.	Sept.
FINANCE--Continued						
FEDERAL GOVERNMENT FINANCE--Continued						
Budget expenditures, total <u>1</u>mil. \$..	8,305	7,815	p9,513	7,410	8,083	8,450
Interest on public debt.....do....	850	856	p948	957	913	927
Veterans' services and benefits.....do....	466	438	p500	442	479	489
National defense.....do....	4,469	4,215	p5,677	3,542	3,789	4,201
All other expenditures.....do....	2,572	2,334	p2,435	2,946	2,986	2,838
LIFE INSURANCE WRITTEN, NEW PAID-FOR (LIAMA):						
Value, estimated total.....do....	7,082	7,361	8,917	7,695	7,791	8,000
Ordinary.....do....	5,149	5,099	6,155	5,836	5,543	5,578
Group and wholesale.....do....	1,339	1,662	2,140	1,286	1,643	1,834
Industrial.....do....	594	600	622	573	605	588
MONEY SUPPLY AND RELATED DATA (avg. of daily fig.):						
Unadjusted for seas. variation:						
Total money supply.....bil. \$..	149.2	150.6	153.6	155.2	155.1	156.9
Currency outside banks.....do....	31.9	31.9	33.3	33.7	33.8	33.8
Demand deposits.....do....	117.3	118.6	120.3	121.5	121.3	123.1
Time deposits adjusted.....do....	107.5	108.3	119.2	120.1	121.1	122.0
U.S. Government deposits.....do....	6.3	6.6	7.8	7.0	6.4	6.6
Adjusted for seas. variation:						
Total money supply.....do....	151.2	151.6	155.6	156.7	157.2	158.0
Currency outside banks.....do....	31.8	31.9	33.4	33.5	33.7	33.8
Demand deposits.....do....	119.5	119.7	122.1	123.3	123.5	124.2
Time deposits adjusted.....do....	107.1	108.1	118.5	119.4	120.6	121.7
TRANSPORTATION AND COMMUNICATIONS						
AIRLINES (SCHEDULED DOMESTIC TRUNK):						
Miles flown (revenue).....thous..	67,333	64,335	68,852	71,235	72,362
Express and freight ton-miles flown.....do....	51,894	52,766	58,871	60,391	63,842
Mail ton-miles flown.....do....	13,617	13,043	14,345	14,337	14,178
Passengers originated (revenue).....do....	5,151	4,639	5,542	5,324	5,647
Passenger-miles flown (revenue).....millions..	3,588	3,119	3,910	3,796	4,023
Waterway traffic:						
Panama Canal, total.....thous. lg. tons..	5,641	5,702	5,902	6,062	6,604	6,227
In United States vessels.....do....	837	1,000	1,100	877	927	867
CHEMICALS AND ALLIED PRODUCTS						
ALCOHOL:						
Ethyl alcohol and spirits:						
Production.....mil. tax gal..	49.7	61.7	50.3	51.8	55.1
Stocks, end of month.....do....	174.1	181.7	183.4	187.0	190.0
Used for denaturation.....do....	44.0	40.7	44.8	45.7	47.0
Taxable withdrawals.....do....	5.0	5.8	5.6	5.0	4.7
Denatured alcohol:						
Production.....mil. wine gal..	23.8	22.0	24.2	24.7	25.4
Consumption (withdrawals).....do....	24.3	22.0	24.4	25.3	24.8
Stocks, end of month.....do....	2.8	2.8	3.6	2.9	3.4
FOOD AND KINDRED PRODUCTS; TOBACCO						
DISTILLED SPIRITS (TOTAL):						
Production.....mil. tax gal..	8.53	9.42	12.79	8.65	9.13
Taxable withdrawals.....do....	10.02	11.11	10.98	9.51	10.62
Stocks, end of month.....do....	874.49	869.81	873.92	871.04	866.18
Whisky:						
Production.....do....	5.06	5.80	8.46	5.03	5.41
Taxable withdrawals.....do....	6.46	8.02	6.56	5.72	6.68
Stocks, end of month.....do....	851.80	846.88	846.81	844.27	839.97
Rectified spirits and wines, prod., total.....mil. proof gal..						
Whisky.....do....	6.73	7.74	7.27	6.35	6.69
Whisky.....do....	4.62	5.68	4.92	4.33	4.58
WINES AND DISTILLING MATERIALS:						
Effervescent wines:						
Production.....mil. wine gal..	.36	.34	.68	.27	.42
Taxable withdrawals.....do....	.31	.39	.43	.28	.35
Stocks, end of month.....do....	3.29	3.21	3.49	3.46	3.49
Still wines:						
Production.....do....	3.04	45.43	1.92	.85	3.12
Taxable withdrawals.....do....	12.85	12.52	13.25	10.42	12.27
Stocks, end of month.....do....	120.74	155.87	150.88	139.42	130.04
Distilling materials produced at wineries.....do....	9.98	118.07	.86	1.40	9.84
LEATHER AND PRODUCTS						
LEATHER PRODUCTION:						
Calf and whole kip.....thous. skins..	485	403	611	495	542
Cattle hide and side kip.....thous. hides and kips..	1,802	1,774	1,957	1,693	1,991
Goat and kid.....thous. skins..	862	1,064	1,134	1,015	790
Sheep and lamb.....do....	3,234	2,833	2,736	1,917	2,865
METALS AND MANUFACTURES						
PIG IRON:						
Production (excl. prod. of ferroalloys).....thous. sh. tons..	5,278	5,174	7,076	7,006	7,158	7,142
STEEL INGOTS AND STEEL FOR CASTINGS:						
PRODUCTION.....do....	7,782	7,858	10,173	10,095	10,503	r10,656
Index.....1957-59=100..	94.3	98.4	127.4	122.4	127.3	133.5
Cans (tinplate), shipments (metal consumed), total for sale and own use.....thous. sh. tons..	513	459	432	467	520

ITEM	1963		1964			
	Aug.	Sept.	June	July	Aug.	Sept.
METALS AND MANUFACTURES--Continued						
Furnaces (industrial) and ovens, etc., new orders						
(domestic), net.....mil. \$..	9.2	9.6	7.5	9.2	10.8	11.1
Electric processing.....do....	1.0	.7	1.2	.9	1.0	1.2
Fuel-fired.....do....	5.7	2.7	3.2	3.6	6.8	5.3
Material handling equipment (industrial):						
Orders (new), index, seas. adj.....1957-59=100..	150.2	128.1	127.8	156.9	150.6
MACHINE TOOLS:						
Metal cutting tools:						
Orders, new (net), total.....mil. \$..	49.20	56.55	100.10	78.10	73.80	81.60
Domestic.....do....	38.55	45.40	83.35	66.50	r62.65	66.00
Shipments, total.....do....	41.20	54.75	73.80	60.00	r60.90	70.35
Domestic.....do....	33.30	42.85	62.25	51.70	r51.20	55.30
Estimated backlog.....months..	5.6	5.4	6.6	6.7	6.8	7.0
Metal forming tools:						
Orders, new (net), total.....mil. \$..	19.85	22.35	63.10	27.90	r15.80	25.85
Domestic.....do....	18.15	17.60	56.95	25.45	r14.90	20.70
Shipments, total.....do....	12.65	14.70	21.40	18.80	r17.35	15.40
Domestic.....do....	11.40	12.10	19.85	16.30	r14.10	12.60
Estimated backlog.....months..	4.2	4.6	10.8	11.1	r10.8	11.6
PULP, PAPER, AND PAPER PRODUCTS						
NEWSPRINT, CANADA:						
Production.....thous. sh. tons..	586	551	610	617	637	605
Shipments from mills.....do....	576	580	652	620	634	628
Stocks at mills, end of month.....do....	265	235	240	237	239	215
NEWSPRINT, UNITED STATES:						
Production.....do....	191	164	194	174	200	181
Shipments from mills.....do....	178	172	192	182	194	188
Stocks at mills, end of month.....do....	44	36	34	27	33	26
Consumption by publishers.....do....	443	490	496	453	472	491
Stocks at and in transit to publishers, end of mo.....do....	632	606	529	562	591	608
TEXTILE PRODUCTS						
MANMADE FIBERS (RAYON AND ACETATE):						
Production:						
Filament yarn.....mil. lb..	59.3	r59.6	r64.6	65.6	64.1	68.1
Staple, incl. tow (rayon).....do....	48.4	48.7	44.8	42.5	43.0	50.9
Stocks, producers', end of month:						
Filament yarn.....do....	58.5	57.3	35.0	35.9	34.9	35.1
Staple, incl. tow (rayon).....do....	32.1	33.9	60.9	58.9	53.2	49.9
Men's apparel, cuttings:						
Tailored garments:						
Suits.....thous. units..	1,838	1,589	1,757	1,156	1,893
Overcoats and topcoats.....do....	489	343	390	311	407
Coats (separate), dress and sport.....do....	1,024	882	1,024	659	993
Trousers (separate), dress and sport.....do....	10,214	8,843	11,354	9,947	11,360
Shirts (woven fabrics), dress and sport.....thous. doz..	2,201	1,918	1,975	1,730	2,028
TRANSPORTATION EQUIPMENT						
TRUCK TRAILERS, SHIPMENTS:						
Complete trailers and chassis.....number..	6,541	6,404	8,185	7,888	7,309
Vans.....do....	3,879	3,736	4,614	4,538	4,366
Trailers and chassis (detachable), sold separately.....do....	276	285	627	651	806

r/ Revised.
USCOMM-DC--16158

UNITED STATES
GOVERNMENT PRINTING OFFICE
DIVISION OF PUBLIC DOCUMENTS
WASHINGTON, D.C. 20402

OFFICIAL BUSINESS

First Class Mail

PENALTY FOR PRIVATE USE TO AVOID
PAYMENT OF POSTAGE, \$300

WEEKLY SUPPLEMENT

SURVEY OF CURRENT BUSINESS