



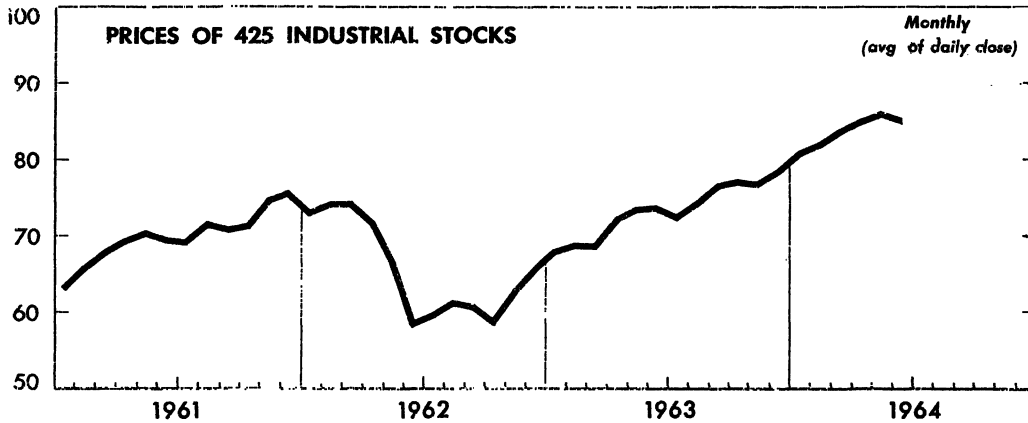
BUSINESS STATISTICS

A WEEKLY SUPPLEMENT TO THE SURVEY OF CURRENT BUSINESS

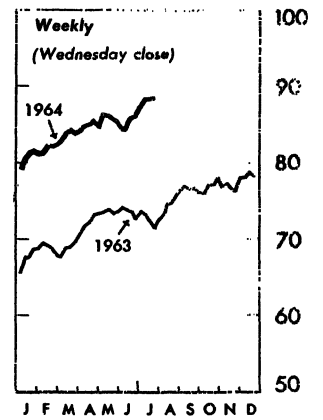
Available only with subscription to the SURVEY OF CURRENT BUSINESS, at \$4.00 annually, this Supplement provides selected weekly and monthly data subsequent to those published in the latest monthly SURVEY

SELECTED BUSINESS INDICATORS

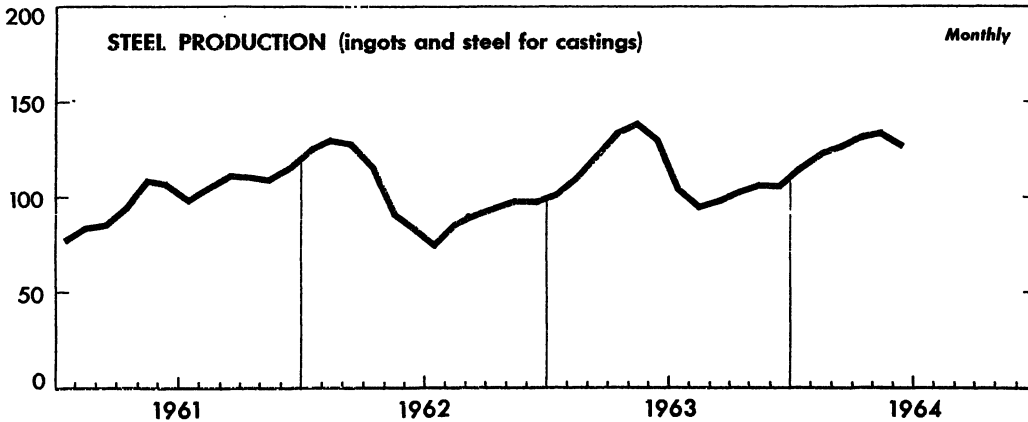
Index, 1941-43=10



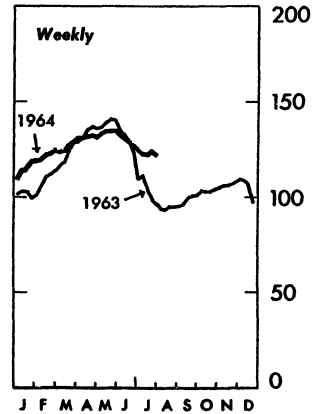
Index, 1941-43=10



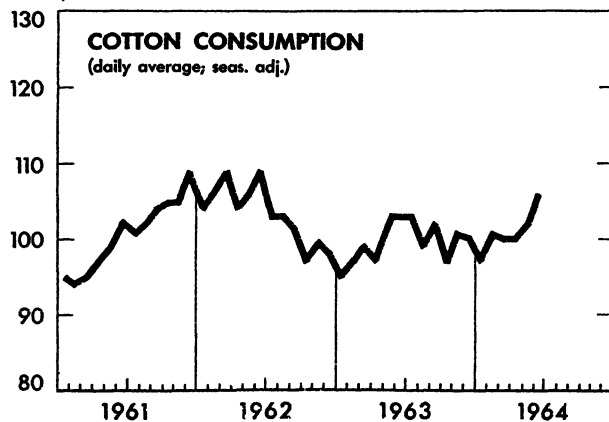
Index, 1957-59=100



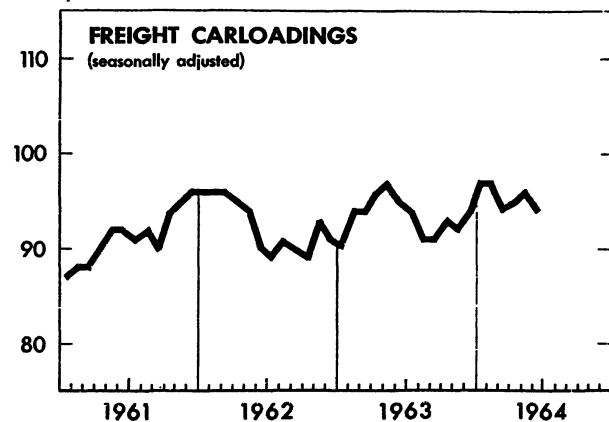
Index, 1957-59=100



Index, 1957-59=100



Index, 1957-59=100



WEEKLY BUSINESS STATISTICS¹

| ITEM | 1963 | | 1964 | | | |
|--|---------|---------|---------|---------|---------|---------|
| | July 20 | July 27 | July 4 | July 11 | July 18 | July 25 |
| COMMODITY PRICES, WHOLESALE: | | | | | | |
| All commodities.....1957-59=100..... | | *100.6 | | | 100.4 | 100.4 |
| Ferm products.....do..... | | *96.8 | | | 94.1 | 94.0 |
| Foods, processed.....do..... | | *102.2 | | | 101.5 | 101.9 |
| All other.....do..... | | *100.8 | | | 101.0 | 101.0 |
| 22 commodities <u>2/</u>do..... | 93.7 | 94.2 | 95.3 | 95.8 | 95.6 | 96.2 |
| ALL RETAIL STORES, SALES.....mil. \$.. | 4,656 | 4,615 | 4,990 | 5,054 | 4,930 | |
| Nondurable goods stores.....do..... | 3,069 | 3,024 | 3,280 | 3,397 | 3,276 | |
| INITIAL UNEMPLOYMENT CLAIMS, State programs.....thous.. | 280 | 267 | 270 | 335 | 266 | |
| INSURED UNEMPLOYMENT, all programs.....do..... | 1,637 | 1,612 | 1,461 | 1,512 | | |
| State programs (50 States, D.C., and Puerto Rico).....do... | 1,480 | 1,456 | 1,308 | 1,365 | | |
| FAILURES, INDUST. AND COMMERCIAL (Dun & Bradstreet).....number.. | 230 | 272 | 262 | 228 | 243 | 261 |
| FINANCE: | | | | | | |
| Currency in circulation <u>3/</u>mil. \$.. | 35,850 | 35,698 | 37,615 | 37,916 | 38,099 | 37,969 |
| Federal Reserve bank credit outstanding, total <u>3/</u>do.... | 34,419 | 34,030 | 36,960 | 37,588 | 37,636 | 36,789 |
| Member bank reserve balances <u>3/</u>do.... | 20,172 | 19,928 | 20,845 | 20,809 | 20,993 | 20,428 |
| Excess reserves, estimated <u>3/</u>do.... | 595 | 471 | 405 | 294 | 572 | 224 |
| Reporting member banks (of F.R.System) in leading cities: <u>4/</u> | | | | | | |
| Demand deposits, adjusted.....mil. \$.. | 62,526 | 62,883 | 62,654 | 61,949 | 63,355 | |
| Savings deposits.....do..... | 36,660 | 36,700 | 39,053 | 39,084 | 39,118 | |
| Loans and investments (adjusted), total.....do..... | 131,924 | 130,874 | 142,720 | 141,597 | 140,987 | |
| U.S. Government obligations.....do..... | 29,736 | 29,214 | 26,621 | 26,286 | 25,514 | |
| Commercial and Industrial loans (gross).....do..... | 35,261 | 34,947 | 38,785 | 38,568 | 38,634 | |
| Real estate loans (gross).....do..... | 16,908 | 16,978 | 18,936 | 18,970 | 19,037 | |
| Bond yields, domestic corporate (Moody's) <u>3/</u>percent.. | 4.49 | 4.50 | 4.59 | 4.58 | 4.58 | 4.58 |
| Stock prices, 500 stocks (Stand. & Poor's) <u>4/</u> ..1941-43=100.. | 68.93 | 68.28 | 82.27 | 83.12 | 83.34 | 83.52 |
| Industrials, 425 stocks.....do..... | 72.30 | 71.62 | 87.30 | 88.18 | 88.35 | 88.46 |
| PRODUCTION: | | | | | | |
| Bituminous coal <u>3/</u>thous. sh. tons.. | 1,468 | 1,555 | 1,845 | 1,768 | 1,732 | |
| Electric power, by utilities.....mil. kw.-hr.. | 18,501 | 18,771 | 18,950 | 18,967 | 19,397 | |
| Motor vehicles (cars, trucks, buses).....number.. | 190,435 | 173,054 | 192,785 | 194,542 | 185,247 | 141,504 |
| Petroleum (crude) and condensate <u>3/</u>thous. bbl.. | 7,644 | 7,649 | 7,642 | 7,626 | 7,676 | |
| Steel.....thous. sh. tons.. | 1,939 | 1,856 | 2,288 | 2,285 | 2,320 | 2,270 |
| Index of production.....1957-59=100.. | 104.1 | 99.6 | 122.8 | 122.7 | 124.5 | 121.9 |
| FREIGHT CARLOADINGS, TOTAL.....thous. cars.. | 588 | 601 | 507 | 495 | 552 | |
| Miscellaneous.....do..... | 306 | 305 | 295 | 284 | 293 | |

^{1/} Data do not always cover calendar weeks. ^{2/} Tuesday price. ^{3/} Daily average. ^{4/} Wednesday data. * Monthly index for July 1963.

MONTHLY BUSINESS STATISTICS

| ITEM | 1963 | | 1964 | | | |
|---|---------|--------|---------|---------|--------|---------|
| | May | June | Mar. | Apr. | May | June |
| GENERAL BUSINESS INDICATORS | | | | | | |
| INDUSTRIAL AND COMMERCIAL FAILURES (Dun & Bradstreet, Inc.): | | | | | | |
| Failures, total.....number.. | 1,303 | 1,211 | 1,320 | 1,197 | 1,075 | 1,157 |
| Commercial service.....do..... | 111 | 120 | 131 | 101 | 92 | 123 |
| Construction.....do..... | 217 | 198 | 210 | 201 | 179 | 219 |
| Manufacturing and mining.....do..... | 241 | 206 | 212 | 216 | 188 | 146 |
| Retail trade.....do..... | 595 | 591 | 625 | 554 | 501 | 563 |
| Wholesale trade.....do..... | 139 | 136 | 142 | 125 | 115 | 106 |
| Liabilities (current), total.....thous. \$.. | 118,274 | 86,151 | 110,999 | 112,884 | 93,419 | 144,496 |
| Commercial service.....do..... | 14,502 | 9,559 | 11,686 | 10,355 | 10,245 | 80,909 |
| Construction.....do..... | 19,828 | 11,925 | 20,776 | 27,872 | 14,687 | 15,349 |
| Manufacturing and mining.....do..... | 33,496 | 30,552 | 26,762 | 30,650 | 37,782 | 17,951 |
| Retail trade.....do..... | 39,291 | 20,697 | 19,515 | 28,151 | 23,291 | 21,694 |
| Wholesale trade.....do..... | 11,157 | 13,418 | 32,260 | 15,856 | 7,414 | 8,593 |
| Failure annual rate (seas. adj.)..No. per 10,000 concerns.. | 56.4 | 57.8 | 56.6 | 51.3 | 49.4 | 53.2 |
| FINANCE | | | | | | |
| AGRICULTURAL LOANS AND DISCOUNTS OUTSTANDING OF AGENCIES SUPERVISED BY THE FARM CREDIT ADM.: | | | | | | |
| Total, end of month.....mil. \$.. | 6,229 | 6,326 | 6,627 | 6,727 | 6,813 | 6,940 |
| Farm mortgage loans: Federal land banks.....do.... | 3,176 | 3,198 | 3,406 | 3,445 | 3,481 | 3,516 |
| Loans to cooperatives.....do..... | 702 | 701 | 815 | 786 | 747 | 757 |
| Other loans and discounts.....do..... | 2,351 | 2,427 | 2,405 | 2,496 | 2,585 | 2,667 |
| FEDERAL GOVERNMENT FINANCE: | | | | | | |
| Receipts, total.....do..... | 11,132 | 13,996 | 13,961 | 9,559 | 10,525 | p14,438 |
| Receipts, net <u>1/</u>do..... | 6,953 | 12,061 | 10,148 | 6,609 | 6,136 | p12,310 |
| Customs.....do..... | 106 | 95 | 108 | 109 | 100 | p117 |
| Individual income taxes.....do..... | 6,293 | 5,305 | 3,991 | 5,895 | 5,398 | p4,810 |
| Corporation income taxes.....do..... | 443 | 5,511 | 6,654 | 684 | 491 | p6,196 |
| Employment taxes.....do..... | 2,664 | 1,340 | 1,579 | 1,106 | 2,864 | p1,460 |
| Other internal revenue and receipts.....do..... | 1,626 | 1,745 | 1,629 | 1,765 | 1,672 | p1,855 |

NOTE CORRECTIONS for imports, p. S-23 of June and July 1964 SURVEY: Furs and manufactures—Mar. 1964 figure should read \$15.8 mil.; petroleum and products—May 1964, \$137.1 mil. p/ Preliminary. 1/ Excludes certain interfund transactions.

| ITEM | 1963 | | 1964 | | | |
|--|--------|--------|--------|--------|--------|--------|
| | May | June | Mar. | Apr. | May | June |
| FINANCE—Continued | | | | | | |
| FEDERAL GOVERNMENT FINANCE—Continued | | | | | | |
| Expenditures, total <u>1</u>mil. \$.. | 7,470 | 7,715 | 7,871 | 7,930 | 7,511 | p9,513 |
| Interest on public debt.....do.... | 823 | 865 | 907 | 895 | 894 | p948 |
| Veterans' services and benefits.....do.... | 435 | 385 | 455 | 415 | 449 | p500 |
| National defense.....do.... | 4,488 | 4,616 | 4,378 | 4,564 | 4,669 | p5,665 |
| All other expenditures.....do.... | 1,727 | 1,886 | 2,143 | 2,071 | 1,520 | p2,447 |
| LIFE INSURANCE (Institute of Life Insurance): | | | | | | |
| ASSETS, TOTAL, ALL U.S. COMPANIES.....bil. \$.. | 136.24 | 136.70 | 143.07 | 143.68 | 144.51 | |
| Bonds (book value), domestic and foreign, total.....do.... | 65.17 | 65.23 | 66.76 | 66.91 | 67.11 | |
| U.S. Government.....do.... | 5.85 | 5.76 | 5.73 | 5.69 | 5.73 | |
| State, county, municipal (U.S.).....do.... | 4.00 | 3.98 | 3.85 | 3.85 | 3.83 | |
| Public utility (U.S.).....do.... | 16.52 | 16.52 | 16.44 | 16.43 | 16.47 | |
| Railroad (U.S.).....do.... | 3.51 | 3.50 | 3.41 | 3.41 | 3.40 | |
| Industrial and miscellaneous (U.S.).....do.... | 29.65 | 29.77 | 31.51 | 31.64 | 31.76 | |
| Stocks (book value), domestic and foreign, total.....do.... | 5.38 | 5.45 | 5.85 | 5.90 | 5.94 | |
| Preferred (U.S.).....do.... | 2.25 | 2.27 | 2.36 | 2.37 | 2.39 | |
| Common (U.S.).....do.... | 3.04 | 3.10 | 3.39 | 3.43 | 3.44 | |
| Mortgage loans, total.....do.... | 48.16 | 48.42 | 51.44 | 51.81 | 52.12 | |
| Nonfarm.....do.... | 44.62 | 44.83 | 47.52 | 47.82 | 48.08 | |
| Real estate.....do.... | 4.21 | 4.24 | 4.39 | 4.40 | 4.42 | |
| Policy loans and premium notes.....do.... | 6.40 | 6.44 | 6.82 | 6.87 | 6.91 | |
| Cash.....do.... | 1.21 | 1.21 | 1.28 | 1.17 | 1.18 | |
| Other assets.....do.... | 5.70 | 5.71 | 6.53 | 6.61 | 6.64 | |
| PAYMENTS TO POLICYHOLDERS AND BENEFICIARIES IN U.S.: | | | | | | |
| TOTAL.....mil. \$.. | 827.6 | 824.9 | 938.0 | 885.5 | 830.2 | |
| Death benefits.....do.... | 357.1 | 325.0 | 397.6 | 386.5 | 356.9 | |
| Matured endowments.....do.... | 69.4 | 65.9 | 81.3 | 75.5 | 72.0 | |
| Disability payments.....do.... | 13.6 | 12.4 | 13.8 | 13.7 | 13.7 | |
| Annuity payments.....do.... | 75.9 | 73.5 | 82.5 | 79.6 | 75.0 | |
| Surrender values.....do.... | 154.2 | 147.8 | 167.3 | 158.5 | 147.8 | |
| Policy dividends.....do.... | 159.4 | 200.3 | 195.5 | 171.7 | 164.8 | |
| CHEMICALS AND ALLIED PRODUCTS | | | | | | |
| ALCOHOL: | | | | | | |
| Ethyl alcohol and spirits: | | | | | | |
| Production.....mil. tax gal.. | 61.4 | 50.4 | 53.8 | 54.0 | 53.0 | |
| Stocks, end of month.....do.... | 164.7 | 170.7 | 188.9 | 189.3 | 184.9 | |
| Used for denaturation.....do.... | 47.0 | 42.7 | 43.9 | 46.7 | 45.3 | |
| Taxable withdrawals.....do.... | 5.7 | 5.5 | 5.4 | 5.7 | 5.5 | |
| Denatured alcohol: | | | | | | |
| Production.....mil. wine gal.. | 25.3 | 23.0 | 23.9 | r25.1 | 23.8 | |
| Consumption (withdrawals).....do.... | 25.4 | 22.9 | 24.7 | 24.8 | 23.5 | |
| Stocks, end of month.....do.... | 3.0 | 3.7 | 2.9 | 3.1 | 3.4 | |
| PLASTICS AND RESIN MATERIALS, PRODUCTION: | | | | | | |
| Cellulose plastic materials.....mil. lb.. | | | | | | |
| Thermosetting resins: | | | | | | |
| Alkyd resins.....do.... | 51.0 | 50.0 | 48.5 | r49.0 | 47.9 | |
| Coumarone-indene and petroleum polymer resins.....do.... | 27.3 | 21.0 | 27.6 | 29.8 | 26.2 | |
| Polyester resins.....do.... | 23.6 | 21.4 | 25.4 | 27.2 | 27.0 | |
| Phenolic and other tar acid resins.....do.... | 65.4 | 60.5 | 72.6 | 71.5 | 67.4 | |
| Urea and melamine resins.....do.... | 46.0 | 42.6 | 43.1 | r45.9 | 43.3 | |
| Thermoplastic resins: | | | | | | |
| Styrene-type plastic materials (polystyrene).....do.... | 132.5 | 128.1 | 146.3 | 144.7 | 149.7 | |
| Vinyl resins (resin content basis).....do.... | 154.8 | 149.9 | 173.3 | 174.4 | 176.7 | |
| Polyethylene.....do.... | 196.8 | 187.0 | 210.1 | 217.8 | 226.6 | |
| FOOD AND KINDRED PRODUCTS; TOBACCO | | | | | | |
| BEER: | | | | | | |
| Production.....mil. bbl.. | 9.81 | 9.67 | 8.95 | 9.63 | 9.28 | |
| Taxable withdrawals.....do.... | 8.96 | 8.81 | 7.80 | 8.49 | 8.73 | |
| Stocks, end of month.....do.... | 11.49 | 11.77 | 11.30 | 11.82 | 11.77 | |
| DISTILLED SPIRITS (TOTAL): | | | | | | |
| Production.....mil. tax gal.. | 15.13 | 10.79 | 14.06 | r14.51 | 13.64 | |
| Taxable withdrawals.....do.... | 11.12 | 10.76 | 10.51 | r11.46 | 10.91 | |
| Stocks, end of month.....do.... | 885.58 | 883.31 | 874.44 | 874.54 | 874.27 | |
| Whisky: | | | | | | |
| Production.....do.... | 10.69 | 7.06 | 10.36 | 10.95 | 9.70 | |
| Taxable withdrawals.....do.... | 7.10 | 6.78 | 7.05 | 7.50 | 7.05 | |
| Stocks, end of month.....do.... | 861.64 | 859.76 | 846.10 | 846.91 | 846.76 | |
| Rectified spirits and wines, prod., total.....mil. proof gal.. | 7.72 | 7.37 | 7.24 | 7.85 | 7.38 | |
| Whisky.....do.... | 5.60 | 5.23 | 5.18 | 5.68 | 5.16 | |
| WINES AND DISTILLING MATERIALS: | | | | | | |
| Effervescent wines: | | | | | | |
| Production.....mil. wine gal.. | .39 | .54 | .63 | .53 | .38 | |
| Taxable withdrawals.....do.... | .32 | .31 | .34 | .33 | .36 | |
| Stocks, end of month.....do.... | 3.12 | 3.31 | 3.14 | 3.31 | 3.30 | |
| Still wines: | | | | | | |
| Production.....do.... | 2.36 | 1.84 | 3.40 | 2.19 | 1.84 | |
| Taxable withdrawals.....do.... | 13.37 | 12.77 | 15.96 | 13.80 | 12.86 | |
| Stocks, end of month.....do.... | 160.14 | 142.45 | 185.83 | 175.68 | 164.18 | |
| Distilling materials produced at wineries.....do.... | 15.56 | 11.87 | 6.15 | 1.79 | 1.51 | |

Digitized for FRASER
16040
r/ Revised. p/ Preliminary. 1/ Excludes certain interfund transactions.

MONTHLY BUSINESS STATISTICS—Continued

| ITEM | 1963 | | 1964 | | | |
|--|---------|---------|---------|---------|---------|--------|
| | May | June | Mar. | Apr. | May | June |
| FOOD AND KINDRED PRODUCTS; TOBACCO—Continued | | | | | | |
| TOBACCO, MANUFACTURED PRODUCTS: | | | | | | |
| Production, total.....thous. lb.. | 14,795 | 13,860 | 16,937 | 16,701 | 14,647 | |
| Consumption (withdrawals): | | | | | | |
| Cigarettes, small: | | | | | | |
| Tax-exempt.....millions.. | 4,108 | 3,266 | 3,216 | 3,144 | 3,126 | |
| Taxable.....do..... | 48,248 | 41,562 | 37,854 | 43,686 | 41,714 | |
| Cigars (large), taxable.....do.... | 644,352 | 508,725 | 682,289 | 670,314 | 730,736 | |
| Manufactured tobacco, taxable.....thous. lb.. | 14,710 | 13,071 | 16,214 | 16,028 | 14,231 | |
| METALS AND MANUFACTURES | | | | | | |
| Aluminum shipments: | | | | | | |
| Ingot and mill products (net).....mil. lb.. | r591.5 | 526.0 | 647.7 | r613.7 | 600.5 | |
| Mill products, total.....do..... | 402.7 | 359.7 | 433.8 | r417.4 | 401.7 | |
| Plate and sheet (excl. foil).....do..... | 198.0 | 172.2 | 225.3 | 193.9 | 194.3 | |
| Furnaces (Industrial) and ovens, etc., new orders | | | | | | |
| (domestic), net.....mil. \$.. | 10.8 | 7.2 | 10.5 | 7.4 | 7.4 | 7.5 |
| Electric processing.....do..... | 1.0 | 1.5 | 1.3 | 1.2 | 1.0 | 1.2 |
| Fuel-fired.....do..... | 4.7 | 1.4 | 6.8 | 3.8 | 3.7 | 3.2 |
| Material handling equipment (Industrial): | | | | | | |
| Orders (new), index, seas. adj.....1957-59=100.. | 128.3 | 98.2 | 170.8 | 158.1 | 127.4 | |
| MACHINE TOOLS: | | | | | | |
| Metal cutting tools: | | | | | | |
| Orders, new (net), total.....mil. \$.. | 66.50 | 57.10 | 77.70 | 91.55 | r85.00 | 101.05 |
| Domestic.....do..... | 46.30 | 44.40 | 61.40 | 79.55 | r70.10 | 83.85 |
| Shipments, total.....do..... | 53.65 | 53.55 | 63.80 | 64.85 | r70.75 | 74.35 |
| Domestic.....do..... | 45.85 | 46.50 | 48.45 | 52.35 | r57.50 | 62.65 |
| Estimated backlog.....months.. | 5.2 | 5.2 | 6.4 | 6.7 | r6.6 | 6.6 |
| Metal forming tools: | | | | | | |
| Orders, new (net), total.....mil. \$.. | 13.40 | 14.80 | 24.10 | 45.80 | r32.55 | 59.90 |
| Domestic.....do..... | 10.85 | 13.15 | 19.35 | 43.30 | r30.35 | 55.70 |
| Shipments, total.....do..... | 18.60 | 18.85 | 16.90 | 19.80 | r18.20 | 21.25 |
| Domestic.....do..... | 15.85 | 17.45 | 15.40 | 18.25 | r16.50 | 19.95 |
| Estimated backlog.....months.. | 4.2 | 3.9 | 8.0 | 8.9 | r9.3 | 10.6 |
| TEXTILE PRODUCTS | | | | | | |
| COTTON: <u>1</u> / | | | | | | |
| Consumption.....thous. bales.. | 694 | 662 | 673 | 831 | 687 | 683 |
| Manufactures: | | | | | | |
| Spindle activity (cotton system spindles): | | | | | | |
| Active spindles, last working day, total.....thous.. | 18,509 | 18,609 | 18,492 | 18,484 | 18,442 | 18,376 |
| Consuming 100 percent cotton.....do..... | 15,737 | 15,767 | 15,440 | 15,381 | 15,292 | 15,208 |
| Spindle hours operated, all fibers, total...millions.. | 9,277 | 9,280 | 9,294 | 11,503 | 9,481 | 9,422 |
| Average per working day.....do..... | 464 | 464 | 465 | 460 | 474 | 471 |
| Consuming 100 percent cotton.....do..... | 7,856 | 7,833 | 7,798 | 9,609 | 7,892 | 7,836 |
| TRANSPORTATION EQUIPMENT | | | | | | |
| RAILROAD EQUIPMENT, American Railway Car Institute: | | | | | | |
| Freight cars: | | | | | | |
| Shipments.....number.. | 2,405 | 3,701 | 6,780 | 6,529 | 6,931 | 6,759 |
| Equipment manufacturers, total.....do..... | 1,719 | 2,685 | 4,336 | 3,531 | 3,947 | 4,190 |
| New orders.....do..... | 5,978 | 2,349 | 7,696 | r2,799 | r7,183 | 4,594 |
| Equipment manufacturers, total.....do..... | 5,349 | 1,908 | 5,464 | r2,499 | r5,134 | 3,554 |
| Unfilled orders, end of month.....do..... | 23,364 | 21,959 | 36,922 | 34,690 | 33,410 | 30,631 |
| Equipment manufacturers, total.....do..... | 14,011 | 13,233 | 20,960 | 19,930 | 21,084 | 20,383 |

r/ Revised. 1/ Data for Apr. 1964 cover 5 weeks; other months, 4 weeks.
USCOMM-DC--16040

UNITED STATES
GOVERNMENT PRINTING OFFICE
DIVISION OF PUBLIC DOCUMENTS
WASHINGTON 25, D. C.

OFFICIAL BUSINESS

FIRST CLASS"

PENALTY FOR PRIVATE USE TO AVOID
PAYMENT OF POSTAGE, \$300

WEEKLY SUPPLEMENT

SURVEY OF CURRENT BUSINESS