

March 23, 1962



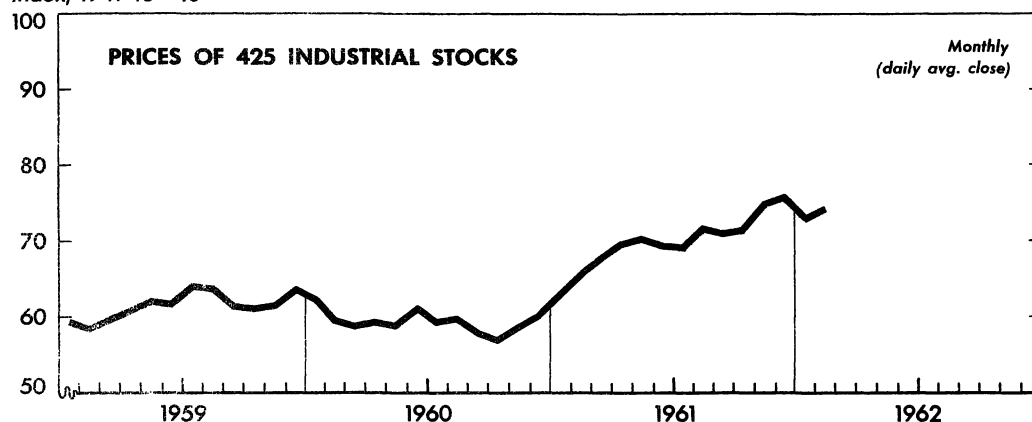
BUSINESS STATISTICS

A WEEKLY SUPPLEMENT TO THE SURVEY OF CURRENT BUSINESS

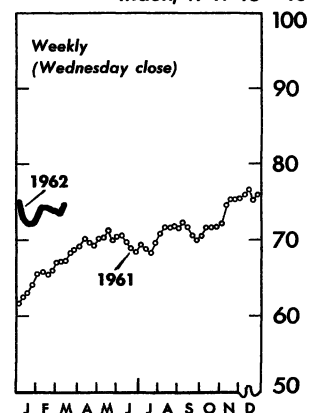
Available only with subscription to the SURVEY OF CURRENT BUSINESS, at \$4.00 annually, this Supplement provides selected weekly and monthly data subsequent to those published in the latest monthly SURVEY

SELECTED BUSINESS INDICATORS

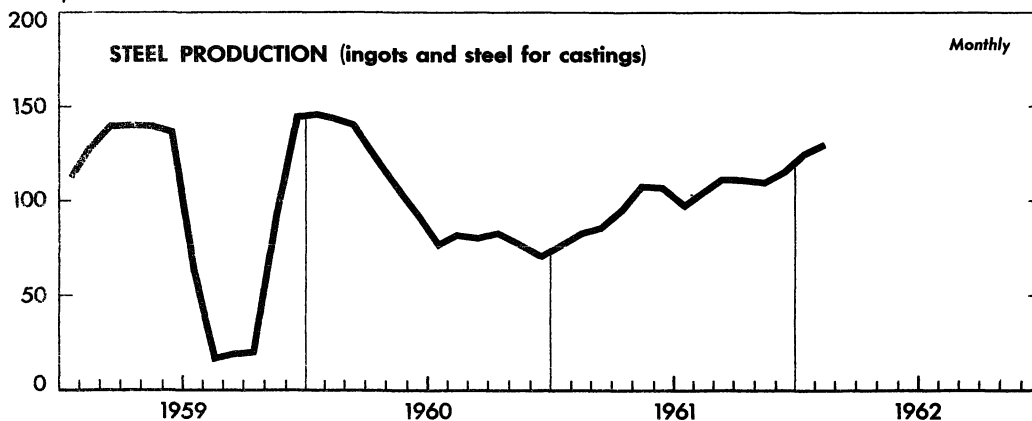
Index, 1941-43=10



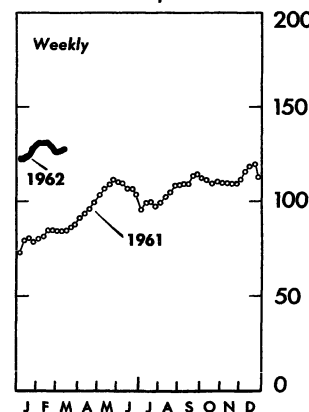
Index, 1941-43=10



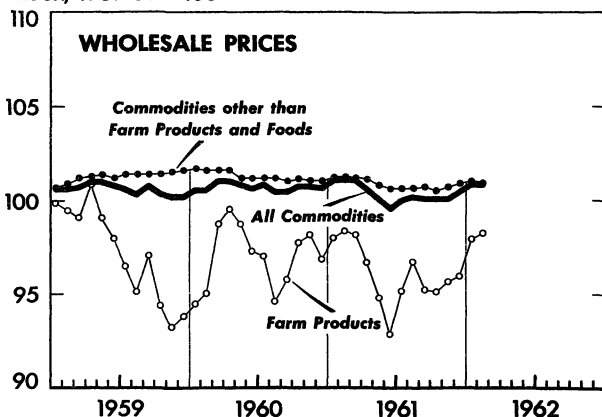
Index, 1957-59=100



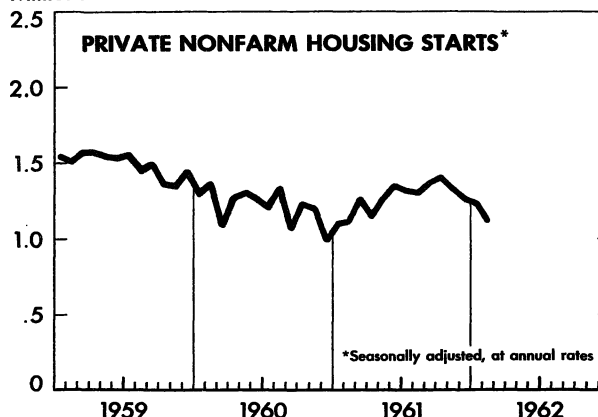
Index, 1957-59=100



Index, 1957-59=100



Millions



WEEKLY BUSINESS STATISTICS¹

ITEM	1961		1962			
	Mar. 11	Mar. 18	Feb. 24	Mar. 3	Mar. 10	Mar. 17
COMMODITY PRICES, WHOLESALE:						
All commodities.....1957-59=100..	*101.0	100.7	100.7
Farm products.....do.....	*98.1	97.8	98.6
Foods, processed.....do.....	*101.6	102.2	101.9
All other.....do.....	*101.2	100.7	100.7
22 commodities <u>2/</u>1947-49=100..	86.1	86.4	83.4	83.1	83.8	84.4
DEPARTMENT STORE SALES.....do.....	128	140	119	119	120
INITIAL UNEMPLOYMENT CLAIMS, State programs.....thous..	383	413	292	315	306
INSURED UNEMPLOYMENT, all programs.....do.....	3,498	3,463	2,958	2,891
State programs (50 States and Puerto Rico).....do.....	3,257	3,227	2,456	2,397
FAILURES, INDUST. AND COMMERCIAL (DUN & BRADSTREET).....number..	318	363	309	311	364	339
FINANCE:						
Currency in circulation <u>3/</u>mil. \$..	31,794	31,901	32,870	32,855	32,908	33,066
Federal Reserve bank credit outstanding, total <u>3/</u>do....	28,014	28,116	29,913	29,778	29,974	29,917
Member bank reserve balances <u>3/</u>do.....	18,671	18,827	19,579	19,487	19,487	19,347
Excess reserves, estimated <u>3/</u>do.....	427	635	533	522	450	464
Reporting member banks (of F.R.System) in leading cities: <u>4/</u>						
Demand deposits, adjusted.....mil. \$..	62,148	63,104	62,286
Savings deposits.....do.....	31,004	31,073	31,248
Loans and investments (adjusted), total.....do.....	110,082	111,556	117,829	118,928	117,995
U.S. Government obligations.....do.....	30,401	30,606	33,492	33,510	32,908
Commercial and industrial loans (gross).....do.....	31,501	32,226	32,176	32,204	32,203
Real estate loans (gross).....do.....	12,738	12,741	13,475	13,497	13,484
Bond yields, domestic corporate (Moody's) <u>3/</u>percent..	4.55	4.53	4.70	4.69	4.68	4.67
Stock prices, 500 stocks (Stand. & Poor's) <u>4/</u>1941-43=10..	63.44	63.57	70.32	69.96	69.69	70.91
Industrials, 425 stocks.....do.....	67.21	67.27	74.29	73.89	73.57	74.93
PRODUCTION:						
Bituminous coal <u>3/</u>thous. sh. tons..	1,049	1,111	1,333	1,248	1,281
Electric power, by utilities.....mil. kw.-hr.	14,613	14,554	16,110	16,514	16,418
Motor vehicles (cars, trucks, coaches).....number..	113,556	92,680	159,780	162,359	157,410	160,283
Petroleum (crude) and condensate <u>3/</u>thous. bbl..	7,353	7,353	7,450	7,403	7,266
Steel.....thous. sh. tons..	1,573	1,574	2,405	2,361	2,367	2,387
Index of production.....1957-59=100..	84.4	84.5	129.1	126.7	127.1	128.1
FREIGHT CARLOADINGS, TOTAL.....thous. cars..						
Miscellaneous.....do.....	493	507	511	528	526
	272	281	274	291	285

1/ Data do not always cover calendar weeks. 2/ Tuesday prices. 3/ Daily average. 4/ Wednesday data. * Monthly Index for Mar. 1961.

MONTHLY BUSINESS STATISTICS

ITEM	1961				1962	
	January	February	November	December	January	February
GENERAL BUSINESS INDICATORS						
MANUFACTURERS' SALES: <u>1/</u>						
Value (unadjusted):						
Durable goods industries, total.....bil. \$..	12.6	12.6	15.7	15.4	r15.1	14.6
Value (seasonally adjusted):						
Durable goods industries, total.....do.....	13.2	13.3	15.6	15.7	r15.4	16.0
MANUFACTURERS' ORDERS: <u>1/</u>						
New orders, net (unadjusted):						
Durable goods industries, total.....do.....	12.4	12.8	15.9	r15.8	r16.1	14.9
New orders, net (seasonally adjusted):						
Durable goods industries, total.....do.....	12.9	13.4	16.1	r16.2	r16.6	16.0
Unfilled orders, end of month (unadjusted):						
Durable goods industries, total.....do.....	42.6	42.8	44.7	r45.1	r46.1	46.3
COMMODITY PRICES						
WHOLESALE PRICE INDEX: <u>2/</u>						
ALL COMMODITIES.....1957-59=100..	101.0	101.0	100.0	100.4	100.8	100.8
Farm products.....do.....	97.9	98.3	95.6	95.9	97.9	98.2
Fruits and vegetables, fresh and dried.....do.....	97.7	94.1	89.9	87.2	97.0	103.9
Grains.....do.....	93.7	94.7	98.8	98.4	97.2	96.7
Livestock and live poultry.....do.....	98.4	99.1	89.4	92.4	95.7	94.7
Foods, processed.....do.....	101.9	102.5	100.1	100.9	101.8	101.9
Cereal and bakery products.....do.....	104.6	104.7	106.1	106.1	106.9	108.6
Dairy products and ice cream.....do.....	107.4	106.1	109.6	110.2	109.1	109.1
Fruits and vegetables, canned and frozen.....do.....	104.0	104.1	100.5	100.4	99.3	99.8
Meats, poultry, and fish.....do.....	99.4	100.6	93.6	95.9	99.2	98.6
Commodities other than farm products and food.....do.....	101.2	101.2	100.7	100.9	101.0	100.9
Chemicals and allied products.....do.....	99.7	100.0	98.1	98.1	98.4	98.1
Fuel and related products, and power.....do.....	102.6	103.1	99.8	100.6	101.0	100.4
Furniture, other household durables.....do.....	99.5	99.4	99.5	99.5	99.3	99.1
Hides, skins, and leather products.....do.....	103.4	103.1	108.6	108.2	108.2	107.7

ITEM	1961				1962	
	January	February	November	December	January	February
COMMODITY PRICES--Continued						
WHOLESALE PRICE INDEX--Continued 1/						
ALL COMMODITIES--Continued						
Commodities other than farm products and foods--Cont.						
Lumber and wood products.....1957-59=100..	95.6	94.8	94.8	94.6	94.7	95.2
Machinery and motive products.....do....	102.6	102.5	102.2	102.3	102.3	102.3
Metals and metal products.....do....	100.3	100.4	100.4	100.6	100.7	100.7
Nonmetallic mineral products.....do....	101.8	101.7	101.9	101.6	101.9	102.0
Pulp, paper, and allied products.....do....	101.0	101.0	99.2	99.6	99.9	99.9
Rubber and products.....do....	96.4	96.3	95.5	94.5	94.3	93.9
Textile products and apparel.....do....	100.2	100.1	100.2	100.3	100.3	100.3
Tobacco products and bottled beverages.....do....	102.8	102.8	103.8	103.8	103.8	103.8
PURCHASING POWER OF THE DOLLAR AS MEASURED BY--						
Wholesale prices.....do....	99.0	99.0	100.0	99.6	99.2	99.2
CONSTRUCTION AND REAL ESTATE						
NEW HOUSING UNITS STARTED:						
Unadjusted:						
Total, incl. farm (public and private).....thous..	72.5	81.0	105.5	r86.7	r82.1	75.3
Privately owned.....do....	69.8	75.8	102.5	r82.4	r79.7	74.3
Total nonfarm (public and private).....do....	71.0	77.7	103.8	r84.5	r80.8	74.1
Privately owned.....do....	68.3	72.5	100.8	r80.2	r78.4	73.1
Seasonally adjusted at annual rates:						
Total, incl. farm (private only).....do....	1,127	1,169	1,351	r1,297	r1,259	1,126
Total nonfarm (private only).....do....	1,098	1,115	1,328	r1,257	r1,233	1,106
CONSTRUCTION COST INDEXES (ENR):						
Building.....1947-49=100..	166.5	166.5	168.7	168.8	169.4	170.0
Construction.....do....	184.2	184.1	188.7	188.8	189.5	190.1
FINANCE						
LIFE INSURANCE:						
ASSETS, TOTAL, ALL U.S. COMPANIES.....bil. \$..						
Bonds (book value), domestic and foreign, total.....do....	59.09	59.24	61.02	61.05	61.66
U.S. Government.....do....	6.54	6.54	6.36	6.10	6.31
State, county, municipal (U.S.).....do....	3.67	3.70	3.90	3.92	3.96
Public utility (U.S.).....do....	15.97	15.98	16.17	16.21	16.23
Railroad (U.S.).....do....	3.71	3.71	3.66	3.66	3.65
Industrial and miscellaneous (U.S.).....do....	25.42	25.48	26.81	26.95	27.23
Stocks (book value), domestic and foreign, total.....do....	4.10	4.15	4.58	4.78	4.82
Preferred (U.S.).....do....	1.91	1.94	2.09	2.10	2.11
Common (U.S.).....do....	2.13	2.16	2.42	2.60	2.64
Mortgage loans, total.....do....	42.01	42.14	43.82	44.24	44.38
Nonfarm.....do....	39.02	39.15	40.66	41.07	41.21
Real estate.....do....	3.81	3.82	3.95	3.97	3.97
Policy loans and premium notes.....do....	5.30	5.34	5.68	5.72	5.77
Cash.....do....	1.28	1.27	1.37	1.39	1.28
Other assets.....do....	4.88	4.98	5.28	5.44	5.43
INSURANCE WRITTEN (NEW PAID-FOR INSURANCE):						
Value, estimated total.....mil. \$..	5,187	5,458	6,671	7,440	5,991
Group and wholesale.....do....	1,157	944	1,187	1,930	1,670
Industrial.....do....	501	544	595	529	494
Ordinary.....do....	3,529	3,970	4,889	4,981	3,827
PAYMENTS TO POLICYHOLDERS AND BENEFICIARIES IN U.S.:						
TOTAL.....do....	711.2	683.2	711.3	967.5	808.9
Death benefits.....do....	304.2	292.2	292.7	320.7	349.1
Matured endowments.....do....	62.9	56.5	60.8	70.0	74.7
Disability payments.....do....	11.9	10.2	10.9	11.3	12.5
Annuity payments.....do....	81.2	61.9	62.7	56.4	91.0
Surrender values.....do....	138.5	139.8	140.7	163.7	152.7
Policy dividends.....do....	112.5	122.6	143.5	345.4	128.9
TRANSPORTATION AND COMMUNICATIONS						
SCHEDULED AIRLINES (DOMESTIC TRUNK), OPERATING RESULTS:						
Miles flown, revenue.....thous..	*55,199	**56,971	57,563	56,503
Express and freight ton-miles flown.....do....	*32,691	**35,736	42,181	44,707
Mail ton-miles flown.....do....	*11,043	**16,479	12,572	17,184
Passengers originated, revenue.....do....	*3,518	**3,504	3,839
Passenger-miles flown, revenue.....do....	*2,129	**2,284	2,367	#2,525	#2,610
HOTELS:						
Average sale per occupied room.....dollars..	8.91	9.08	9.72	8.81	9.00	9.17
Rooms occupied.....% of total..	63	64	63	49	61	63
Restaurant sales index.....same mo. 1951=100..	111	113	109	111	109	114
CHEMICALS AND ALLIED PRODUCTS						
Explosives (Industrial), shipments:						
Black blasting powder.....thous. lb..	133	139	177	144	114
High explosives.....do....	70,391	67,046	85,296	79,679	75,118

ITEM	1961				1962	
	January	February	November	December	January	February
FOOD AND KINDRED PRODUCTS						
Beer:						
Production.....mil. bbl..	6.82	6.21	6.52	6.43	6.99
Taxable withdrawals.....do....	5.83	5.57	6.60	6.48	6.13
Stocks, end of month.....do....	9.74	10.00	9.87	9.42	9.86
Corn grindings, wet process.....mil. bu..	12.2	11.9	13.6	11.9	13.2	12.7
WHEAT FLOUR:						
Production:						
Flour.....thous. sacks (100 lb.)..	22,678	21,288	22,933	22,008	23,490
Operations, percent capacity.....	99.4	98.4	99.8	100.5	97.6
Offal.....thous. sh. tons..	422	393	430	413	440
Grindings of wheat.....thous. bu..	51,542	48,251	52,250	50,094	53,478
STOCKS, COLD STORAGE, END OF MONTH:						
Butter, creamy.....mil. lb..	76.4	80.3	223.7	224.8	r239.0	259.2
Cheese, total.....do....	327.7	332.4	470.6	472.9	r456.8	435.8
Meats, total.....do....	446	r469	486	485	482	498
Beef and veal.....do....	169.6	r156.8	212.2	211.4	r193.6	176.7
Lamb and mutton.....do....	12.4	11.8	18.4	17.6	r16.3	15.9
Pork, excluding lard.....do....	200.7	r235.0	193.0	200.1	r209.1	238.0
Poultry (frozen).....do....	304	268	489	432	r405	345
Turkeys.....do....	172	152	318	263	r251	219
Eggs:						
Shell.....thous. cases..	80	49	83	39	29	38
Frozen.....mil. lb..	54	49	70	61	49	41
Fish.....do....	204	172	207	197	r179	156
Tobacco, manufactured products:						
Production, total.....thous. lb..	14,456	13,053	13,909	11,348	14,335
Consumption (withdrawals):						
Cigarettes, small:						
Tax-free.....millions..	3,083	2,854	3,342	3,063	3,299
Tax-paid.....do....	38,916	37,447	42,568	33,260	41,114
Cigars (large), tax-paid.....do....	476	441	666	367	490
Manufactured tobacco and snuff, tax-paid.....thous. lb..	13,991	12,626	13,905	11,526	13,999
STONE, CLAY, AND GLASS PRODUCTS						
Portland cement:						
Production, finished cement.....thous. bbl..	16,744	15,038	27,625	23,393	17,051
Percent of capacity.....	46	45	77	63	46
Shipments, finished cement.....thous. bbl..	14,302	14,447	25,692	17,505	13,669
Stocks, end of month:						
Finished.....do....	37,939	38,531	30,382	36,270	39,725
Clinker.....do....	25,952	29,763	16,913	19,531	24,758
TEXTILE PRODUCTS						
Women's, misses', juniors' outerwear, cuttings:						
Coats.....thous. units..	1,700	2,185	2,467	1,658	1,877
Dresses.....do....	18,413	22,124	20,922	16,848	19,958
Suits.....do....	1,290	1,016	768	682	1,097
Waists, blouses, and shirts.....thous. doz..	1,239	1,401	1,321	1,003	1,298
Skirts.....do....	576	681	654	412	581
MANMADE FIBERS (RAYON AND ACETATE):						
Production:						
Filament yarn.....mil. lb..	50.0	45.2	59.2	61.5	64.1	59.0
Staple, incl. tow (rayon).....do....	30.5	27.4	37.6	43.7	42.1	39.8
Stocks, producers', end of mo.: Filament yarn.....do....	63.6	59.8	45.9	47.8	47.4	48.0
Staple (rayon).....do....	57.4	58.4	40.3	41.4	42.8	45.4

r/ Revised.
USCOMM-DC--5346

UNITED STATES
GOVERNMENT PRINTING OFFICE
DIVISION OF PUBLIC DOCUMENTS
WASHINGTON 25, D. C.

OFFICIAL BUSINESS

FIRST CLASS

PENALTY FOR PRIVATE USE TO AVOID
PAYMENT OF POSTAGE, \$300

WEEKLY SUPPLEMENT

SURVEY OF CURRENT BUSINESS