


BUSINESS

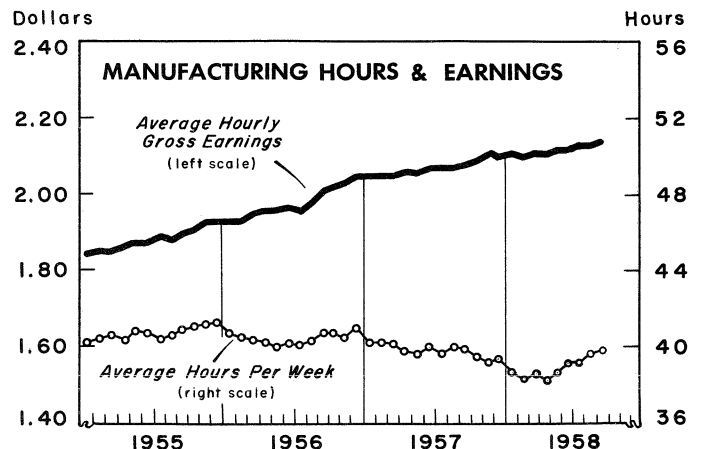
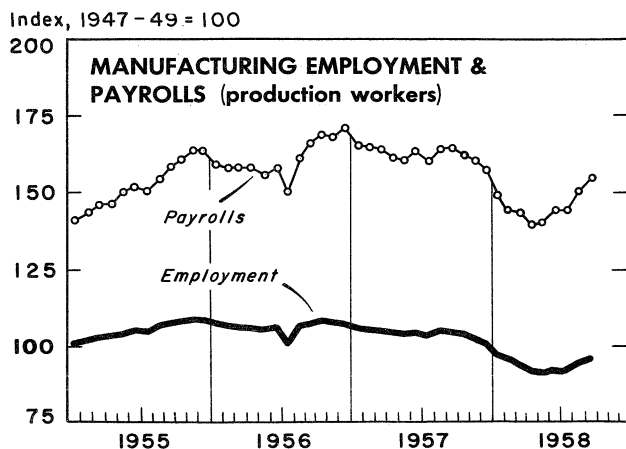
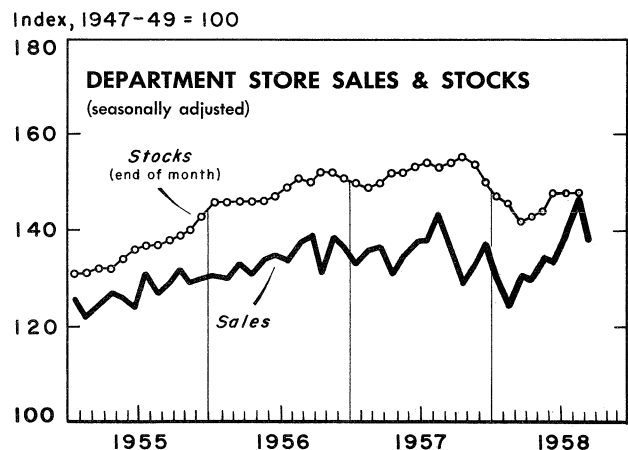
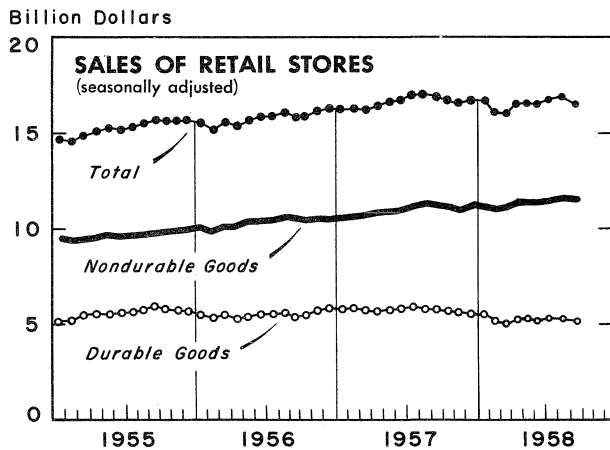
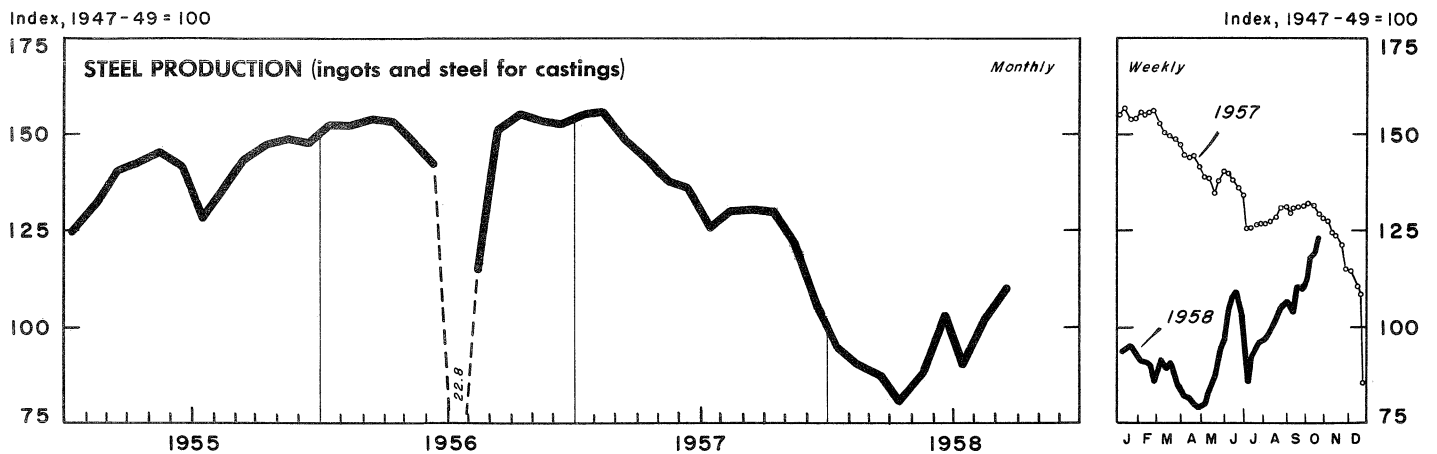


STATISTICS

A WEEKLY SUPPLEMENT TO THE SURVEY OF CURRENT BUSINESS

Available only with subscription to the SURVEY OF CURRENT BUSINESS, at \$4.00 annually, this Supplement provides selected weekly and monthly data subsequent to those published in the latest monthly SURVEY

SELECTED BUSINESS INDICATORS



WEEKLY BUSINESS STATISTICS¹

| ITEM | 1957 | | 1958 | | | |
|-----------------------------------------------------------------|--------|---------|----------|----------|--------|---------|
| | Oct. 5 | Oct. 12 | Sept. 20 | Sept. 27 | Oct. 4 | Oct. 11 |
| Commodity prices, wholesale: | | | | | | |
| All commodities.....1947-49=100.. | | *118.0 | 119.0 | 118.9 | 118.8 | 118.7 |
| Farm products.....do..... | | *91.0 | 93.2 | 92.3 | 91.9 | 92.2 |
| Foods, processed.....do..... | | *106.5 | 111.3 | 111.4 | 111.1 | 110.4 |
| All other.....do..... | | *126.0 | 126.0 | 126.0 | 126.0 | 126.0 |
| 22 commodities 2/.....do..... | 85.3 | 85.2 | 86.1 | 85.8 | 85.6 | 85.9 |
| Department store sales.....do..... | 136 | 142 | 136 | 136 | 146 | |
| Insured unemployment, total.....thous.. | 1,261 | 1,288 | **2,023 | **1,964 | | |
| State programs.....do..... | 1,169 | 1,193 | 1,840 | 1,784 | | |
| Failures, industrial and commercial.....number.. | 261 | 244 | 262 | 268 | 301 | 271 |
| Finance: | | | | | | |
| Currency in circulation 3/.....mil. of dol.. | 31,039 | 31,129 | 31,393 | 31,285 | 31,215 | 31,352 |
| Federal Reserve bank credit outstanding, total 3/.....do.... | 25,304 | 25,563 | 26,644 | 26,558 | 26,275 | 26,519 |
| Member bank reserve balances 3/.....do..... | 19,034 | 19,189 | 18,572 | 18,404 | 18,234 | 18,318 |
| Excess reserves, estimated 3/.....do..... | 349 | 564 | 687 | 616 | 492 | 604 |
| Reporting member banks (of F.R.System) in leading cities: 4/ | | | | | | |
| Demand deposits, adjusted.....mil. of dol.. | 54,015 | 54,344 | 56,800 | 55,531 | 55,967 | |
| Time deposits, except U. S. Government.....do..... | 23,900 | 23,956 | 28,367 | 28,299 | 28,262 | |
| Loans and investments (adjusted), total.....do..... | 87,898 | 87,267 | 94,118 | 93,367 | 93,595 | |
| U. S. Government obligations.....do..... | 25,654 | 25,324 | 31,913 | 31,465 | 31,431 | |
| Commercial, industrial, and agr. loans (gross).....do.... | 32,331 | 32,137 | 30,467 | 30,247 | 30,287 | |
| Real-estate loans (gross).....do..... | 8,727 | 8,729 | 9,139 | 9,142 | 9,182 | |
| Bond yields, domestic corporate (Moody's) 3/.....percent.. | 4.45 | 4.44 | 4.41 | 4.42 | 4.43 | 4.44 |
| Stock prices, 500 stocks (Stand. & Poor's) 4/.....1941-43=100.. | 43.10 | 41.99 | 49.33 | 49.70 | 49.98 | 51.06 |
| Industrials, 425 stocks.....do..... | 46.54 | 45.22 | 52.84 | 53.30 | 53.51 | 54.71 |
| Production: | | | | | | |
| Bituminous coal 3/.....thous. of short tons.. | 1,655 | 1,648 | 1,404 | 1,483 | 1,401 | |
| Electric power, by utilities.....mil. of kw.-hr.. | 11,564 | 11,709 | 12,240 | 12,342 | 12,111 | |
| Passenger cars and trucks (Ward's).....number.. | 33,663 | 57,386 | 51,260 | 56,913 | 48,777 | 45,491 |
| Petroleum (crude) and condensate 3/.....thous. of bbl.. | 6,812 | 6,729 | 7,087 | 7,100 | 7,014 | |
| Steel 5/.....thous. of short tons.. | 2,115 | 2,105 | 1,771 | 1,816 | 1,901 | 1,933 |
| Percent of capacity.....do..... | #82.6 | #82.2 | 65.6 | 67.3 | 70.4 | 71.6 |
| Freight carloadings, total.....thous. of cars.. | 748 | 742 | 667 | 673 | 677 | |
| Miscellaneous.....do..... | 358 | 358 | 329 | 326 | 335 | |

1/ Data do not always cover calendar weeks. 2/ Tuesday prices. 3/ Daily average. 4/ Wednesday data. 5/ Week beginning October 13, 1958: Production, 1,987 thous. short tons; operating rate, 73.6 percent. * Monthly Index for September 1957. ** Excludes 650,000 and 590,000 insured unemployed reported under temporary programs (TUC) for September 20 and 27, respectively. # Based on January 1, 1957, annual capacity (133,459,150 tons); not comparable with 1958 rates which are based on January 1, 1958, annual capacity (140,742,570 tons).

MONTHLY BUSINESS STATISTICS

| ITEM | 1957 | | 1958 | | | |
|----------------------------------------------------------|--------|-----------|--------|--------|---------|-----------|
| | August | September | June | July | August | September |
| DOMESTIC TRADE | | | | | | |
| All retail stores: 1/ | | | | | | |
| Estimated sales (unadjusted), total.....mil. of dol.. | 17,490 | 16,373 | 16,603 | 16,596 | r17,000 | 16,324 |
| Durable-goods stores.....do..... | 5,995 | 5,615 | 5,590 | 5,444 | r5,360 | 5,117 |
| Automotive group.....do..... | 3,352 | 3,078 | 3,047 | 2,907 | r2,789 | 2,535 |
| Furniture and appliance group.....do..... | 912 | 853 | 847 | 840 | r872 | 850 |
| Lumber, building, hardware group.....do..... | 1,032 | 977 | 992 | 1,002 | 1,005 | |
| Nondurable-goods stores.....do..... | 11,495 | 10,757 | 11,013 | 11,153 | r11,639 | 11,207 |
| Apparel group.....do..... | 967 | 1,010 | 963 | 867 | r954 | 1,012 |
| Drug and proprietary stores.....do..... | 528 | 515 | 520 | 524 | r539 | 534 |
| Eating and drinking places.....do..... | 1,420 | 1,291 | 1,283 | 1,372 | r1,406 | 1,316 |
| Food group.....do..... | 4,353 | 3,937 | 4,104 | 4,251 | r4,360 | 4,071 |
| Gasoline service stations.....do..... | 1,374 | 1,262 | 1,331 | 1,410 | r1,448 | 1,309 |
| General-merchandise group.....do..... | 1,774 | 1,696 | 1,651 | 1,576 | r1,768 | 1,802 |
| Estimated sales (seasonally adjusted), total.....do..... | 17,030 | 16,919 | 16,581 | 16,721 | r16,859 | 16,571 |
| Durable-goods stores.....do..... | 5,740 | 5,722 | 5,149 | 5,221 | r5,214 | 5,147 |
| Automotive group.....do..... | 3,245 | 3,190 | 2,736 | 2,803 | 2,703 | |
| Furniture and appliance group.....do..... | 897 | 902 | 843 | 851 | 891 | |
| Lumber, building, hardware group.....do..... | 915 | 918 | 902 | 895 | 919 | |
| Nondurable-goods stores.....do..... | 11,290 | 11,197 | 11,432 | 11,500 | r11,645 | 11,424 |
| Apparel group.....do..... | 1,092 | 1,050 | 1,012 | 1,060 | 1,094 | |
| Drug and proprietary stores.....do..... | 534 | 543 | 532 | 536 | 551 | |
| Eating and drinking places.....do..... | 1,278 | 1,235 | 1,228 | 1,247 | 1,255 | |
| Food group.....do..... | 4,057 | 4,112 | 4,272 | 4,216 | 4,152 | |
| Gasoline service stations.....do..... | 1,272 | 1,255 | 1,274 | 1,306 | 1,340 | |
| General-merchandise group.....do..... | 1,861 | 1,803 | 1,787 | 1,879 | 1,918 | |
| EMPLOYMENT AND WAGES | | | | | | |
| Labor force (Bureau of the Census): | | | | | | |
| Civilian labor force, total.....thousands.. | 68,994 | 68,225 | 70,418 | 70,473 | 70,067 | 68,740 |
| Employed.....do..... | 66,385 | 65,674 | 64,981 | 65,179 | 65,367 | 64,629 |
| Agricultural employment.....do..... | 6,823 | 6,518 | 6,900 | 6,718 | 6,621 | 6,191 |
| Nonagricultural employment.....do..... | 59,562 | 59,156 | 58,081 | 58,461 | 58,746 | 58,438 |
| Unemployed.....do..... | 2,609 | 2,552 | 5,437 | 5,294 | 4,699 | 4,111 |

1/ Revised. 1/ Data for September 1958 are advance estimates.

| ITEM | 1957 | | 1958 | | | |
|-----------------------------------------------------------------|---------|-----------|---------|---------|---------|-----------|
| | August | September | June | July | August | September |
| EMPLOYMENT AND WAGES - Continued | | | | | | |
| Employees in nonagricultural establishments: | | | | | | |
| Total, unadjusted (U. S. Department of Labor)....thousands.. | 52,477 | 52,692 | 50,413 | r50,178 | r50,555 | p51,110 |
| Manufacturing.....do.... | 16,949 | 16,903 | 15,206 | r15,161 | r15,453 | p15,692 |
| Mining.....do.... | 828 | 818 | 717 | r705 | 712 | p709 |
| Contract construction.....do.... | 3,057 | 3,018 | 2,806 | r2,882 | r2,960 | p2,928 |
| Transportation and public utilities.....do.... | 4,210 | 4,201 | 3,904 | r3,907 | r3,899 | p3,897 |
| Wholesale and retail trade.....do.... | 11,236 | 11,349 | 11,035 | r10,984 | r11,005 | p11,124 |
| Finance, insurance, and real estate.....do.... | 2,394 | 2,366 | 2,391 | 2,410 | r2,411 | p2,384 |
| Service and miscellaneous.....do.... | 6,404 | 6,412 | 6,488 | r6,465 | r6,450 | p6,447 |
| Government.....do.... | 7,399 | 7,625 | 7,866 | r7,664 | r7,665 | p7,929 |
| Production workers in manufacturing industries: | | | | | | |
| Total.....do.... | 13,020 | 12,993 | 11,415 | r11,353 | r11,649 | p11,895 |
| Durable-goods industries.....do.... | 7,489 | 7,414 | 6,350 | r6,270 | r6,342 | p6,531 |
| Ordnance and accessories.....do.... | 77 | 75 | 68 | r67 | r68 | p69 |
| Lumber and wood products (except furniture).....do.... | 612 | 599 | 578 | r572 | r574 | p577 |
| Furniture and fixtures.....do.... | 319 | 321 | 287 | 286 | r300 | p309 |
| Stone, clay, and glass products.....do.... | 463 | 465 | 417 | r422 | r430 | p436 |
| Primary metal industries.....do.... | 1,080 | 1,063 | 859 | 852 | 866 | p895 |
| Fabricated metal products 1/.....do.... | 885 | 884 | 773 | r765 | r787 | p812 |
| Machinery (except electrical).....do.... | 1,216 | 1,223 | 1,014 | r990 | r981 | p1,013 |
| Electrical machinery.....do.... | 860 | 878 | 716 | r712 | r731 | p752 |
| Transportation equipment.....do.... | 1,352 | 1,269 | 1,084 | 1,063 | r1,039 | p1,082 |
| Instruments and related products.....do.... | 226 | 226 | 199 | 196 | r198 | p204 |
| Nondurable-goods industries.....do.... | 5,531 | 5,579 | 5,065 | r5,083 | r5,307 | p5,364 |
| Food and kindred products.....do.... | 1,194 | 1,219 | 1,039 | r1,081 | r1,168 | p1,191 |
| Tobacco manufactures.....do.... | 93 | 102 | 70 | 70 | r86 | p98 |
| Textile-mill products.....do.... | 912 | 913 | 840 | 830 | r856 | p858 |
| Apparel and other finished textile products.....do.... | 1,082 | 1,081 | 994 | 992 | r1,044 | p1,044 |
| Paper and allied products.....do.... | 457 | 460 | 433 | r429 | r442 | p446 |
| Printing, publishing, and allied products.....do.... | 547 | 557 | 541 | r537 | r543 | p548 |
| Chemicals and allied products.....do.... | 538 | 542 | 500 | r496 | r507 | p512 |
| Products of petroleum and coal.....do.... | 170 | 169 | 158 | r157 | 158 | p157 |
| Rubber products.....do.... | 204 | 207 | 176 | 175 | r181 | p188 |
| Leather and leather products.....do.... | 335 | 330 | 314 | r317 | r324 | p322 |
| Manufacturing production-worker indexes: | | | | | | |
| Employment: Unadjusted 2/.....1947-49=100.. | 105.3 | 105.0 | 92.3 | r91.8 | r94.2 | p96.2 |
| Adjusted.....do.... | 104.4 | 103.3 | 92.8 | r93.1 | r93.3 | p94.4 |
| Payrolls, unadjusted.....do.... | 164.6 | 164.7 | 144.9 | r144.8 | r150.1 | p154.7 |
| Hours and earnings: | | | | | | |
| Average weekly hours per worker, all manufacturing...hours.. | 40.0 | 39.9 | 39.2 | 39.2 | r39.6 | p39.8 |
| Durable-goods industries.....do.... | 40.3 | 40.2 | 39.6 | 39.4 | r39.8 | p40.1 |
| Nondurable-goods industries.....do.... | 39.5 | 39.6 | 38.7 | 39.0 | r39.3 | p39.5 |
| Average weekly earnings, all manufacturing.....dollars.. | 82.80 | 82.99 | 83.10 | 83.50 | r84.35 | p85.17 |
| Durable-goods industries.....do.... | 89.06 | 89.24 | 89.89 | 89.83 | r90.74 | p92.23 |
| Nondurable-goods industries.....do.... | 74.26 | 75.24 | 75.08 | r75.66 | r76.24 | p77.03 |
| Average hourly earnings, all manufacturing.....do.... | 2.07 | 2.08 | 2.12 | 2.13 | r2.13 | p2.14 |
| Durable-goods industries.....do.... | 2.21 | 2.22 | 2.27 | 2.28 | 2.28 | p2.30 |
| Ordnance and accessories.....do.... | 2.34 | 2.37 | 2.48 | 2.48 | 2.48 | p2.52 |
| Lumber and wood products (except furniture).....do.... | 1.84 | 1.84 | 1.88 | r1.89 | r1.91 | p1.91 |
| Furniture and fixtures.....do.... | 1.76 | 1.77 | 1.78 | r1.77 | 1.78 | p1.80 |
| Stone, clay, and glass products.....do.... | 2.06 | 2.08 | 2.10 | 2.11 | r2.14 | p2.15 |
| Primary metal industries.....do.... | 2.54 | 2.57 | 2.61 | r2.68 | r2.70 | p2.73 |
| Fabricated metal products 1/.....do.... | 2.20 | 2.22 | 2.27 | 2.28 | 2.29 | p2.30 |
| Machinery (except electrical).....do.... | 2.30 | 2.32 | 2.38 | 2.38 | r2.37 | p2.39 |
| Electrical machinery.....do.... | 2.06 | 2.07 | 2.15 | 2.15 | 2.15 | p2.15 |
| Transportation equipment.....do.... | 2.42 | 2.45 | 2.50 | r2.53 | r2.54 | p2.54 |
| Instruments and related products.....do.... | 2.10 | 2.13 | 2.19 | 2.20 | 2.21 | p2.22 |
| Nondurable-goods industries.....do.... | 1.88 | 1.90 | 1.94 | 1.94 | r1.94 | p1.95 |
| Food and kindred products.....do.... | 1.90 | 1.91 | 2.01 | r1.99 | r1.98 | p2.00 |
| Tobacco manufactures.....do.... | 1.48 | 1.45 | 1.67 | r1.66 | r1.59 | p1.54 |
| Textile-mill products.....do.... | 1.50 | 1.51 | 1.51 | 1.50 | 1.51 | p1.51 |
| Apparel and other finished textile products.....do.... | 1.50 | 1.51 | 1.50 | 1.50 | r1.52 | p1.52 |
| Paper and allied products.....do.... | 2.06 | 2.08 | 2.11 | 2.12 | 2.13 | p2.14 |
| Printing, publishing, and allied industries.....do.... | 2.51 | 2.53 | 2.59 | 2.59 | 2.60 | p2.61 |
| Chemicals and allied products.....do.... | 2.25 | 2.25 | 2.31 | 2.33 | r2.34 | p2.35 |
| Products of petroleum and coal.....do.... | 2.69 | 2.73 | 2.73 | 2.76 | 2.74 | p2.75 |
| Rubber products.....do.... | 2.27 | 2.29 | 2.33 | 2.35 | r2.39 | p2.38 |
| Leather and leather products.....do.... | 1.54 | 1.55 | 1.57 | 1.55 | 1.56 | p1.57 |
| FINANCE | | | | | | |
| Bonds: | | | | | | |
| Average price of all listed bonds (N.Y., S.E.) 3/.....dollars.. | 90.12 | 89.86 | 96.82 | 95.69 | 92.32 | |
| Domestic.....do.... | 90.34 | 90.08 | 97.04 | 95.89 | 92.47 | |
| Foreign.....do.... | 75.44 | 75.32 | 80.80 | 81.11 | 81.46 | |
| Value, issues listed on New York Stock Exchange: | | | | | | |
| Market value, all issues.....mil. of dol.. | 98,530 | 98,481 | 118,287 | 116,425 | 110,165 | |
| Domestic.....do.... | 96,627 | 96,573 | 115,802 | 113,955 | 107,683 | |
| Foreign.....do.... | 1,254 | 1,253 | 1,423 | 1,425 | 1,462 | |
| Face value, all issues.....do.... | 109,336 | 109,591 | 122,178 | 121,673 | 119,336 | |
| Domestic.....do.... | 106,954 | 107,208 | 119,338 | 118,836 | 116,455 | |
| Foreign.....do.... | 1,662 | 1,664 | 1,762 | 1,756 | 1,795 | |

Digitized by FRASER. Revised. p/ Preliminary. 1/ Except ordnance, machinery, and transportation equipment. 2/ Revision for May 1958, 90.9. 3/ Includes bonds of the International Bank for Reconstruction and Development not shown separately. 9132
Federal Reserve Bank of St. Louis

| ITEM | 1957 | | 1958 | | | |
|----------------------------------------------------------|---------|-----------|---------|----------|---------|-----------|
| | August | September | June | July | August | September |
| FINANCE - Continued | | | | | | |
| Bonds - Continued | | | | | | |
| Yields, domestic corporate (Moody's).....percent.. | 4.37 | 4.44 | 3.98 | 4.02 | 4.17 | 4.39 |
| By ratings: Aaa.....do.... | 4.10 | 4.12 | 3.57 | 3.67 | 3.85 | 4.09 |
| Aa.....do.... | 4.21 | 4.26 | 3.78 | 3.83 | 3.98 | 4.20 |
| A.....do.... | 4.35 | 4.43 | 4.00 | 4.04 | 4.19 | 4.40 |
| Baa.....do.... | 4.82 | 4.93 | 4.55 | 4.53 | 4.67 | 4.87 |
| By groups: Industrial.....do.... | 4.29 | 4.31 | 3.77 | 3.81 | 3.94 | 4.24 |
| Public utility.....do.... | 4.33 | 4.45 | 3.88 | 3.94 | 4.16 | 4.41 |
| Railroad.....do.... | 4.49 | 4.56 | 4.28 | 4.30 | 4.42 | 4.52 |
| Stocks: | | | | | | |
| Dividend rate per share: | | | | | | |
| Common stocks (200 stocks), Moody's.....dollars.. | 5.44 | 5.45 | 5.30 | 5.28 | 5.26 | 5.25 |
| Industrial (125 stocks).....do.... | 5.92 | 5.93 | 5.76 | 5.74 | 5.71 | 5.71 |
| Public utility (24 stocks).....do.... | 2.42 | 2.44 | 2.50 | 2.51 | 2.51 | 2.51 |
| Railroad (25 stocks).....do.... | 4.08 | 4.09 | 3.27 | 3.27 | 3.27 | 3.25 |
| Banks (15 stocks).....do.... | 3.66 | 3.66 | 3.75 | 3.75 | 3.76 | 3.77 |
| Insurance (10 stocks).....do.... | 4.00 | 4.04 | 4.07 | 4.07 | 4.07 | 4.07 |
| Dividend yields (200 stocks), Moody's.....percent.. | 4.21 | 4.50 | 4.15 | 3.97 | 3.91 | 3.72 |
| Industrial (125 stocks).....do.... | 3.98 | 4.27 | 3.98 | 3.79 | 3.72 | 3.54 |
| Public utility (24 stocks).....do.... | 4.99 | 5.12 | 4.33 | 4.31 | 4.39 | 4.23 |
| Railroad (25 stocks).....do.... | 6.66 | 7.34 | 5.91 | 5.44 | 5.35 | 4.89 |
| Banks (15 stocks).....do.... | 4.62 | 4.81 | 4.53 | 4.54 | 4.43 | 4.15 |
| Insurance (10 stocks).....do.... | 3.34 | 3.49 | 2.99 | 2.94 | 2.97 | 2.98 |
| Shares listed on New York Stock Exchange: | | | | | | |
| Market value, all listed shares.....mil. of dol.. | 217,898 | 205,705 | 224,904 | 234,507 | 237,509 | |
| Number of shares listed.....millions.. | 4,719 | 4,733 | 4,883 | 4,903 | 4,906 | |
| LUMBER AND MANUFACTURES | | | | | | |
| Lumber (National Lumber Manufacturers Association): | | | | | | |
| Production, total.....mil. of bd. ft.. | 3,083 | 2,861 | r2,806 | 2,716 | 2,999 | |
| Softwoods.....do.... | 2,551 | 2,344 | r2,289 | 2,236 | 2,477 | |
| Shipments, total.....do.... | 3,126 | 2,845 | r2,855 | 2,825 | 3,058 | |
| Softwoods.....do.... | 2,615 | 2,332 | r2,385 | 2,381 | 2,559 | |
| Stocks (gross), mill, end of month, total.....do.... | 9,585 | 9,600 | r9,207 | 9,098 | 9,038 | |
| Softwoods.....do.... | 5,805 | 5,816 | r5,744 | 5,599 | 5,516 | |
| PULP, PAPER, AND PRINTING | | | | | | |
| Wood pulp: | | | | | | |
| Production, total, all grades.....thous. of short tons.. | 1,894.9 | 1,742.8 | 1,729.2 | r1,629.6 | 1,844.2 | |
| Dissolving and special alpha.....do.... | 80.1 | 78.8 | 79.7 | 64.9 | 75.7 | |
| Sulfate.....do.... | 1,065.2 | 969.0 | 964.0 | r919.3 | 1,059.2 | |
| Sulfite.....do.... | 210.2 | 192.1 | 189.9 | r166.7 | 182.7 | |
| Groundwood.....do.... | 251.3 | 227.4 | 235.0 | r222.9 | 238.9 | |
| Defibrated or exploded.....do.... | 100.4 | 96.5 | 95.9 | r96.7 | 101.8 | |
| Soda, semichemical, screenings, damaged, etc.....do.... | 189.8 | 178.9 | 164.8 | r159.1 | 186.0 | |
| Stocks, end of month, total, all mills.....do.... | 873.0 | 852.1 | 944.4 | r912.4 | 884.0 | |
| Pulp mills.....do.... | 213.7 | 200.3 | 293.1 | r276.0 | 265.3 | |
| Paper and board mills.....do.... | 556.1 | 553.4 | 560.2 | r550.6 | 537.9 | |
| Nonpaper mills.....do.... | 103.3 | 98.5 | 91.2 | 85.9 | 80.8 | |
| All paper and board mills, production: | | | | | | |
| Paper and board, total.....do.... | r2,680 | 2,519 | 2,504 | r2,355 | 2,676 | |
| Paper.....do.... | r1,154 | 1,061 | 1,091 | r1,018 | 1,137 | |
| Paperboard.....do.... | r1,245 | 1,191 | 1,150 | r1,072 | 1,250 | |
| Wet-machine board.....do.... | r14 | 12 | 11 | 10 | 13 | |
| Construction paper and board.....do.... | r266 | 255 | 252 | r255 | 276 | |

r/ Revised.
USCOMM-DC-9132

UNITED STATES
GOVERNMENT PRINTING OFFICE
DIVISION OF PUBLIC DOCUMENTS
WASHINGTON 25, D. C.

OFFICIAL BUSINESS

FIRST CLASS

PENALTY FOR PRIVATE USE TO AVOID
PAYMENT OF POSTAGE, \$300

WEEKLY SUPPLEMENT

SURVEY OF CURRENT BUSINESS