

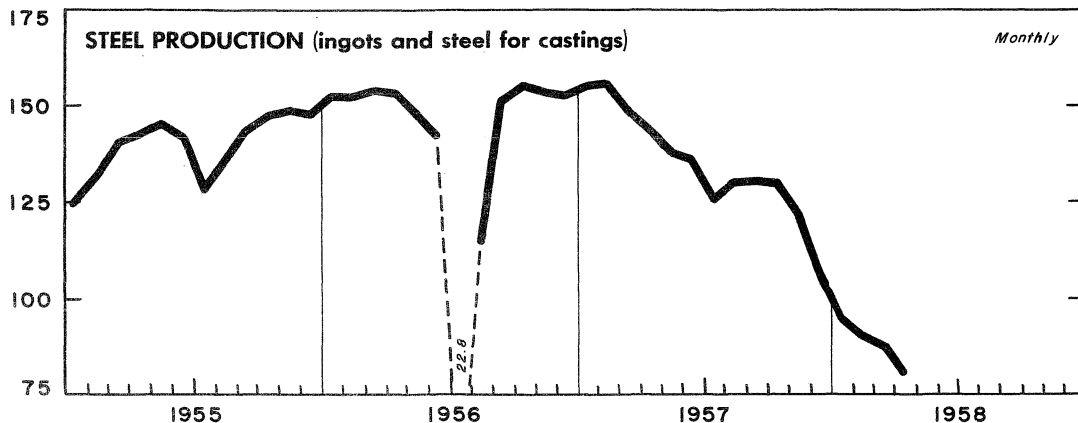
BUSINESS STATISTICS

A WEEKLY SUPPLEMENT TO THE SURVEY OF CURRENT BUSINESS

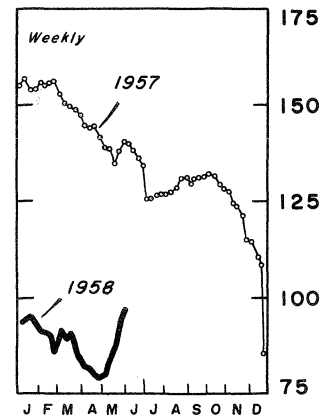
Available only with subscription to the SURVEY OF CURRENT BUSINESS, at \$4.00 annually, this Supplement provides selected weekly and monthly data subsequent to those published in the latest monthly SURVEY

SELECTED BUSINESS INDICATORS

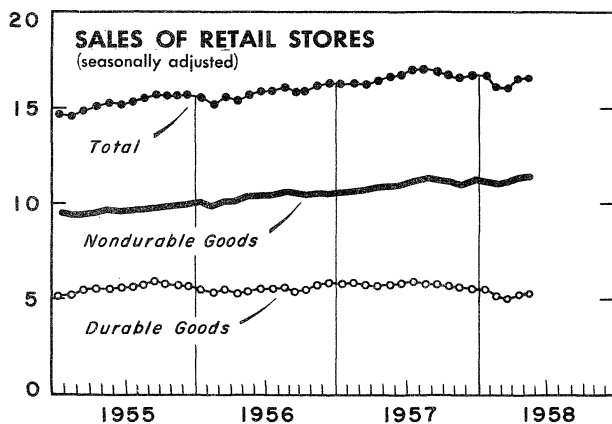
Index, 1947-49 = 100



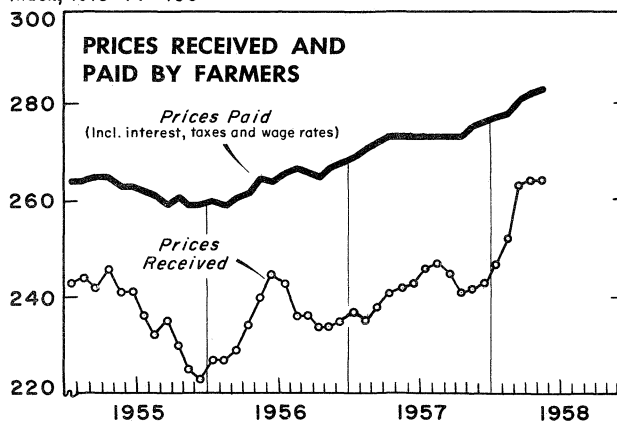
Index, 1947-49 = 100



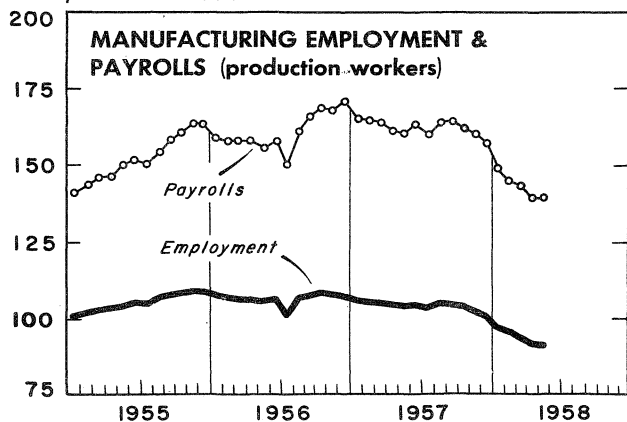
Billion Dollars.



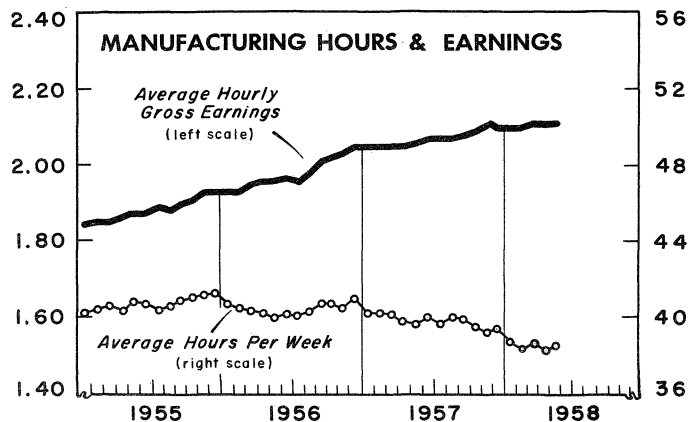
Index, 1910-14 = 100



Index, 1947-49 = 100



Dollars



WEEKLY BUSINESS STATISTICS¹

| ITEM | 1957 | | 1958 | | | |
|--|--------|---------|---------|---------|--------|--------|
| | June 1 | June 8 | May 17 | May 24 | May 31 | June 7 |
| Commodity prices, wholesale: | | | | | | |
| All commodities.....1947-49=100.. | | *117.1 | 119.5 | 119.3 | 119.3 | 119.1 |
| Farm products.....do..... | | *89.5 | 98.6 | 97.3 | 97.4 | 96.2 |
| Foods, processed.....do..... | | *104.9 | 112.8 | 113.0 | 113.2 | 113.0 |
| All other.....do..... | | *125.2 | 125.4 | 125.2 | 125.2 | 125.2 |
| 22 commodities <u>2</u> /.....do..... | 88.7 | 89.5 | 85.5 | 85.7 | 86.3 | 85.8 |
| Department store sales <u>3</u> /.....do..... | 117 | 134 | 126 | 128 | 116 | |
| Insured unemployment, total.....thous.. | 1,399 | 1,393 | 3,222 | 3,094 | | |
| State programs.....do..... | 1,310 | 1,305 | 2,983 | 2,858 | | |
| Failures, industrial and commercial.....number.. | 225 | 289 | 327 | 337 | 278 | 325 |
| Finance: | | | | | | |
| Currency in circulation <u>4</u> /.....mil. of dol.. | 30,660 | 30,837 | 30,812 | 30,822 | 30,813 | 30,987 |
| Federal Reserve bank credit outstanding, total <u>4</u> /.....do.... | 24,833 | 24,987 | 24,854 | 25,016 | 24,994 | 25,240 |
| Member bank reserve balances <u>4</u> /.....do..... | 18,616 | 18,846 | 18,190 | 18,248 | 18,194 | 18,147 |
| Excess reserves, estimated <u>4</u> /.....do..... | 352 | 468 | 629 | 648 | 639 | 537 |
| Federal Reserve reporting member banks in leading cities: <u>5</u> / | | | | | | |
| Demand deposits, adjusted.....mil. of dol.. | 55,149 | 55,320 | 54,706 | 54,671 | 55,413 | |
| Time deposits, except U. S. Government.....do.... | 23,506 | 23,556 | 27,519 | 27,634 | 27,764 | |
| Loans and investments (adjusted), total.....do.... | 86,242 | 86,210 | 91,785 | 91,803 | 92,115 | |
| U. S. Government obligations.....do..... | 25,878 | 25,790 | 30,511 | 30,856 | 31,103 | |
| Commercial, industrial, and agr. loans (gross).....do.... | 31,077 | 31,170 | 30,093 | 29,928 | 29,790 | |
| Real-estate loans (gross).....do..... | 8,661 | 8,649 | 8,774 | 8,800 | 8,820 | |
| Bond yields, domestic corporate (Moody's) <u>4</u> /.....percent.. | 4.06 | 4.09 | 4.00 | 4.00 | 3.99 | 3.99 |
| Stock prices, 500 stocks (Stand. & Poor's) <u>5</u> /...1941-43=10.. | 47.11 | 47.27 | 43.12 | 43.55 | 43.85 | 44.50 |
| Industrials, 425 stocks.....do..... | 50.57 | 50.81 | 45.84 | 46.32 | 46.64 | 47.37 |
| Production: | | | | | | |
| Bituminous coal <u>4</u> /.....thous. of short tons.. | 1,606 | 1,634 | 1,212 | 1,203 | 1,275 | |
| Electric power, by utilities.....mil. of kw.-hr.. | 10,936 | 11,550 | 11,257 | 11,316 | 11,000 | |
| Passenger cars and trucks (Ward's).....number.. | 99,950 | 152,887 | 104,162 | 104,590 | 81,612 | 90,669 |
| Petroleum (crude) and condensate <u>4</u> /.....thous. of bbl.. | 7,418 | 7,338 | 6,262 | 6,256 | 6,242 | |
| Steel <u>6</u> /.....thous. of short tons.. | 2,252 | 2,240 | 1,412 | 1,523 | 1,567 | 1,685 |
| Percent of capacity.....do..... | 88.0 | 87.5 | #52.3 | #56.4 | #58.1 | #62.4 |
| Freight carloadings, total.....thous. of cars.. | 671 | 733 | 561 | 571 | 530 | |
| Miscellaneous.....do..... | 317 | 349 | 297 | 297 | 270 | |

¹/ Data do not always cover calendar weeks; ²/ Tuesday prices; ³/ Revised series; not comparable with data in issues prior to May 9, 1958. ⁴/ Daily average. ⁵/ Wednesday data. ⁶/ Week beginning June 9, 1958; Production, 1,723 thous. short tons; operating rate, 63.8 percent. * Monthly index for May 1957. # Based on January 1, 1958, annual capacity (140,742,570 tons); not comparable with 1957 rates which are based on January 1, 1957, annual capacity (133,459,150 tons).

MONTHLY BUSINESS STATISTICS

| ITEM | 1957 | | 1958 | | | |
|---|--------|--------|----------|---------|---------|--------|
| | April | May | February | March | April | May |
| COMMODITY PRICES | | | | | | |
| Prices received and paid by farmers: | | | | | | |
| Prices received, all farm products <u>1</u> /.....1910-14=100.. | r241 | r242 | 252 | 263 | r264 | 264 |
| Crops.....do..... | r241 | r241 | 229 | r245 | r252 | 246 |
| Commercial vegetables, fresh market.....do.... | r291 | r284 | 376 | r408 | r362 | 314 |
| Cotton.....do..... | 258 | 266 | 211 | 220 | 236 | 246 |
| Feed grains and hay.....do..... | 180 | 179 | 148 | 152 | 162 | 163 |
| Food grains.....do..... | 233 | 225 | 219 | 224 | 223 | 221 |
| Fruit.....do..... | r230 | r251 | r201 | 228 | 271 | 266 |
| Oil-bearing crops.....do..... | 264 | 263 | 229 | 234 | 237 | 238 |
| Potatoes (including dry edible beans).....do.... | r143 | r155 | 204 | 272 | 268 | 224 |
| Tobacco.....do..... | 459 | 457 | 475 | 475 | 475 | 475 |
| Livestock and products.....do..... | 242 | r242 | 273 | 280 | 275 | 280 |
| Dairy products.....do..... | 253 | 248 | 266 | 261 | 249 | 244 |
| Meat animals.....do..... | 275 | r280 | 324 | 336 | 339 | 355 |
| Poultry and eggs.....do..... | r148 | r143 | 169 | 187 | 172 | 168 |
| Wool.....do..... | r294 | r313 | 249 | 229 | 212 | 204 |
| Prices paid: | | | | | | |
| All commodities and services.....do..... | 273 | 273 | 278 | 281 | 282 | 283 |
| Family living items.....do..... | 285 | 286 | 290 | 293 | 293 | 294 |
| Production items.....do..... | 259 | 259 | 265 | 269 | 271 | 271 |
| All commod., services, int., taxes, and wage rates.....do.... | 296 | 296 | 302 | 304 | 306 | 306 |
| Parity ratio.....do..... | r81 | 82 | 83 | 87 | r86 | 86 |
| DOMESTIC TRADE | | | | | | |
| All retail stores: <u>2</u> / | | | | | | |
| Estimated sales (unadjusted), total.....mil. of dol.. | 16,442 | 17,205 | 13,783 | r15,557 | r16,281 | 17,319 |
| Durable-goods stores: | | | | | | |
| Automotive group.....do..... | 3,391 | 3,550 | 2,471 | 2,789 | r2,934 | 3,069 |
| Furniture and appliance group.....do..... | 809 | 873 | 719 | r772 | r761 | 817 |
| Nondurable-goods stores: | | | | | | |
| Apparel group.....do..... | 1,131 | 998 | 698 | 958 | r1,056 | 1,063 |
| Drug and proprietary stores.....do..... | 502 | 520 | 507 | 534 | r521 | 547 |
| Eating and drinking places.....do..... | 1,153 | 1,253 | 1,027 | 1,124 | r1,171 | 1,280 |
| Food group.....do..... | 3,770 | 4,043 | 3,778 | 4,103 | r4,048 | 4,440 |
| Gasoline service stations.....do..... | 1,216 | 1,293 | 1,122 | 1,214 | r1,252 | 1,356 |
| General-merchandise group.....do..... | 1,705 | 1,723 | 1,201 | 1,553 | r1,667 | 1,750 |

| ITEM | 1957 | | 1958 | | | |
|--|---------|---------|----------|---------|---------|---------|
| | April | May | February | March | April | May |
| DOMESTIC TRADE - Continued | | | | | | |
| All retail stores 1/ - Continued | | | | | | |
| Estimated sales (seasonally adjusted), total...mil. of dol.. | 16,437 | 16,644 | 16,089 | r16,074 | r16,512 | 16,533 |
| Durable-goods stores.....do.... | 5,631 | 5,776 | 5,055 | r5,020 | r5,163 | 5,175 |
| Nondurable-goods stores.....do.... | 10,806 | 10,867 | 11,033 | r11,055 | r11,348 | 11,358 |
| Estimated inventories: | | | | | | |
| Unadjusted, total.....do.... | 24,510 | 24,440 | 23,980 | 24,690 | 24,660 | |
| Durable-goods stores.....do.... | 11,220 | 11,170 | 11,220 | 11,480 | 11,370 | |
| Nondurable-goods stores.....do.... | 13,290 | 13,270 | 12,760 | 13,220 | 13,290 | |
| Adjusted, total.....do.... | 23,670 | 23,950 | 24,290 | 24,100 | 23,940 | |
| Durable-goods stores.....do.... | 10,590 | 10,740 | 11,220 | 11,030 | 10,770 | |
| Nondurable-goods stores.....do.... | 13,080 | 13,210 | 13,070 | 13,070 | 13,170 | |
| Firms with 11 or more stores, estimated sales: | | | | | | |
| Unadjusted.....do.... | 3,423 | 3,562 | 2,864 | 3,364 | 3,484 | |
| Adjusted.....do.... | 3,437 | 3,503 | 3,436 | 3,501 | 3,593 | |
| Department store sales, United States total: | | | | | | |
| Unadjusted index.....1947-49=100.. | r130 | 132 | 95 | 116 | pr123 | p130 |
| Adjusted index.....do.... | 131 | 135 | 124 | 131 | pr131 | p133 |
| Mail order and store sales: | | | | | | |
| Montgomery Ward & Co. (net sales).....thous. of dol.. | 87,423 | r90,275 | 55,098 | 71,468 | 92,615 | 89,194 |
| Sears, Roebuck & Co.....do.... | 307,394 | 338,262 | 208,771 | 264,740 | 303,708 | 339,121 |
| Wholesale trade: | | | | | | |
| Sales, estimated (unadjusted), total.....bil. of dol.. | 11.3 | 11.6 | 9.5 | 10.2 | 10.7 | |
| Durable-goods establishments.....do.... | 4.3 | 4.4 | 3.2 | 3.5 | 3.7 | |
| Nondurable-goods establishments.....do.... | 6.9 | 7.2 | 6.3 | 6.8 | 7.0 | |
| Inventories, estimated (unadjusted), total.....do.... | 12.8 | 12.6 | 12.4 | 12.2 | 12.0 | |
| Durable-goods establishments.....do.... | 6.7 | 6.7 | 6.4 | 6.4 | 6.3 | |
| Nondurable-goods establishments.....do.... | 6.1 | 5.9 | 6.0 | 5.9 | 5.7 | |
| EMPLOYMENT AND WAGES | | | | | | |
| Labor force (Bureau of the Census): | | | | | | |
| Civilian labor force, total.....thousands.. | 66,951 | 67,893 | 67,160 | 67,510 | 68,027 | 68,965 |
| Employed.....do.... | 64,261 | 65,178 | 61,988 | 62,311 | 62,907 | 64,061 |
| Agricultural employment.....do.... | 5,755 | 6,659 | 4,830 | 5,072 | 5,558 | 6,272 |
| Nonagricultural employment.....do.... | 58,506 | 58,519 | 57,158 | 57,239 | 57,349 | 57,789 |
| Unemployed.....do.... | 2,690 | 2,715 | 5,173 | 5,198 | 5,120 | 4,904 |
| Employees in nonagricultural establishments: | | | | | | |
| Total, unadjusted (U. S. Department of Labor).....do.... | 52,270 | 52,482 | 50,223 | r50,158 | r50,238 | p50,496 |
| Manufacturing.....do.... | 16,822 | 16,762 | 15,603 | r15,363 | r15,113 | p15,046 |
| Mining.....do.... | 833 | 835 | 784 | r770 | r755 | p746 |
| Contract construction.....do.... | 2,906 | 3,082 | 2,374 | r2,530 | r2,732 | p2,949 |
| Transportation and public utilities.....do.... | 4,153 | 4,156 | 3,954 | 3,919 | r3,892 | p3,883 |
| Wholesale and retail trade.....do.... | 11,428 | 11,411 | 11,244 | r11,239 | r11,256 | p11,280 |
| Finance, insurance, and real estate.....do.... | 2,320 | 2,329 | 2,339 | r2,344 | r2,353 | p2,364 |
| Service and miscellaneous.....do.... | 6,432 | 6,520 | 6,399 | r6,436 | r6,557 | p6,624 |
| Government.....do.... | 7,376 | 7,387 | 7,526 | r7,557 | r7,580 | p7,604 |
| Production workers in manufacturing industries: | | | | | | |
| Total.....do.... | 12,960 | 12,894 | 11,777 | r11,549 | r11,328 | p11,269 |
| Durable-goods industries.....do.... | 7,635 | 7,600 | 6,631 | r6,477 | r6,316 | p6,278 |
| Ordnance and accessories.....do.... | 78 | 77 | 65 | r67 | r67 | p66 |
| Lumber and wood products (except furniture).....do.... | 612 | 638 | 548 | 547 | r550 | p572 |
| Furniture and fixtures.....do.... | 312 | 308 | 293 | r288 | 281 | p282 |
| Stone, clay, and glass products.....do.... | 455 | 456 | 403 | 399 | 399 | p403 |
| Primary metal industries.....do.... | 1,101 | 1,093 | 911 | r884 | r848 | p842 |
| Fabricated metal products 2/.....do.... | 889 | 883 | 800 | r781 | r761 | p751 |
| Machinery (except electrical).....do.... | 1,277 | 1,255 | 1,072 | r1,053 | r1,027 | p1,006 |
| Electrical machinery.....do.... | 853 | 847 | 765 | 747 | 729 | p720 |
| Transportation equipment.....do.... | 1,446 | 1,435 | 1,214 | r1,157 | r1,105 | p1,094 |
| Instruments and related products.....do.... | 230 | 226 | 210 | 207 | r203 | p202 |
| Nondurable-goods industries.....do.... | 5,325 | 5,294 | 5,146 | r5,072 | r5,012 | p4,991 |
| Food and kindred products.....do.... | 990 | 1,004 | 956 | r947 | r955 | p973 |
| Tobacco manufactures.....do.... | 74 | 73 | 78 | r73 | r70 | p69 |
| Textile-mill products.....do.... | 919 | 911 | 855 | r844 | r837 | p828 |
| Apparel and other finished textile products.....do.... | 1,069 | 1,039 | 1,057 | 1,024 | r995 | p988 |
| Paper and allied products.....do.... | 467 | 465 | 450 | r448 | r446 | p444 |
| Printing, publishing, and allied products.....do.... | 559 | 555 | 554 | r555 | r553 | p552 |
| Chemicals and allied products.....do.... | 549 | 544 | 508 | r508 | r511 | p498 |
| Products of petroleum and coal.....do.... | 173 | 174 | 165 | 163 | 164 | p163 |
| Rubber products.....do.... | 191 | 204 | 191 | r184 | r175 | p172 |
| Leather and leather products.....do.... | 334 | 325 | 333 | 327 | r306 | p303 |
| Manufacturing production-worker indexes: | | | | | | |
| Employment: Unadjusted.....1947-49=100.. | 104.8 | 104.2 | 95.2 | r93.4 | r91.6 | p91.2 |
| Adjusted.....do.... | 105.9 | 105.7 | 95.6 | r93.6 | r92.6 | p92.5 |
| Payrolls, unadjusted.....do.... | 161.5 | 161.0 | 145.0 | r143.7 | r139.8 | p139.8 |
| Hours and earnings: | | | | | | |
| Average weekly hours per worker, all manufacturing...hours.. | 39.8 | 39.7 | 38.4 | 38.6 | 38.3 | p38.5 |
| Durable-goods industries.....do.... | 40.5 | 40.3 | 38.6 | 39.0 | 38.8 | p38.9 |
| Nondurable-goods industries.....do.... | 38.9 | 38.9 | 38.1 | 38.1 | r37.7 | p37.9 |
| Average weekly earnings, all manufacturing.....dollars.. | 81.59 | 81.78 | 80.64 | 81.45 | 80.81 | p81.24 |
| Durable-goods industries.....do.... | 88.29 | 87.85 | 86.46 | 87.75 | 86.91 | p87.53 |
| Nondurable-goods industries.....do.... | 72.74 | 73.13 | 73.15 | 73.53 | r73.14 | p73.53 |
| Average hourly earnings, all manufacturing.....do.... | 2.05 | 2.06 | 2.10 | 2.11 | 2.11 | p2.11 |
| Durable-goods industries.....do.... | 2.18 | 2.18 | 2.24 | 2.25 | 2.24 | p2.25 |
| Ordnance and accessories.....do.... | 2.31 | 2.31 | 2.44 | 2.45 | r2.47 | p2.47 |
| Lumber and wood products (except furniture).....do.... | 1.80 | 1.82 | 1.81 | r1.82 | 1.83 | p1.85 |

r/ Revised. p/ Preliminary. 1/ Data for May 1958 are advance estimates. 2/ Except ordnance, machinery, and transportation equipment.

| ITEM | 1957 | | 1958 | | | |
|---|---------|----------|----------|--------|-------|-------|
| | April | May | February | March | April | May |
| EMPLOYMENT AND WAGES - Continued | | | | | | |
| Hours and earnings - Continued | | | | | | |
| Average hourly earnings - Continued | | | | | | |
| Durable-goods industries - Continued | | | | | | |
| Furniture and fixtures.....dollars.. | 1.72 | 1.73 | 1.77 | 1.77 | r1.77 | p1.76 |
| Stone, clay, and glass products.....do.... | 2.01 | 2.02 | 2.09 | 2.08 | 2.08 | p2.09 |
| Primary metal industries.....do.... | 2.46 | 2.46 | 2.56 | 2.57 | r2.57 | p2.58 |
| Fabricated metal products <u>1</u> /.....do.... | 2.15 | 2.16 | 2.22 | 2.23 | r2.24 | p2.24 |
| Machinery (except electrical).....do.... | 2.28 | 2.28 | 2.35 | 2.36 | 2.36 | p2.36 |
| Electrical machinery.....do.... | 2.06 | 2.05 | 2.13 | 2.14 | 2.14 | p2.14 |
| Transportation equipment.....do.... | 2.37 | 2.37 | 2.46 | r2.47 | 2.47 | p2.48 |
| Instruments and related products.....do.... | 2.10 | 2.10 | 2.16 | 2.17 | 2.18 | p2.18 |
| Nondurable-goods industries.....do.... | | | | | | |
| Food and kindred products.....do.... | 1.87 | 1.88 | 1.92 | 1.93 | 1.94 | p1.94 |
| Tobacco manufactures.....do.... | 1.93 | 1.94 | 2.01 | 2.01 | r2.01 | p2.01 |
| Textile-mill products.....do.... | 1.55 | 1.58 | 1.56 | r1.60 | r1.65 | p1.65 |
| Apparel and other finished textile products.....do.... | 1.50 | 1.50 | 1.50 | 1.50 | 1.50 | p1.49 |
| | 1.48 | 1.48 | 1.50 | r1.50 | r1.50 | p1.50 |
| Paper and allied products.....do.... | 2.00 | 2.01 | 2.08 | 2.08 | 2.08 | p2.09 |
| Printing, publishing, and allied industries.....do.... | 2.49 | 2.51 | 2.56 | r2.57 | r2.56 | p2.57 |
| Chemicals and allied products.....do.... | 2.17 | 2.20 | 2.27 | 2.27 | 2.27 | p2.29 |
| Products of petroleum and coal.....do.... | 2.59 | 2.61 | 2.72 | 2.72 | 2.74 | p2.72 |
| Rubber products.....do.... | 2.19 | 2.22 | 2.28 | 2.29 | r2.28 | p2.29 |
| Leather and leather products.....do.... | 1.54 | 1.54 | 1.56 | 1.57 | r1.58 | p1.58 |
| TRANSPORTATION AND COMMUNICATIONS | | | | | | |
| Operations on scheduled airlines: | | | | | | |
| Miles flown, revenue.....thousands.. | *51,682 | **59,224 | 53,716 | 59,457 | | |
| Express and freight ton-miles flown.....do.... | *18,272 | **20,930 | 19,194 | 21,905 | | |
| Mail ton-miles flown.....do.... | *7,397 | **8,242 | 7,830 | 8,630 | | |
| Passengers originated, revenue.....do.... | *2,808 | **3,326 | 2,890 | 3,275 | | |
| Passenger-miles flown, revenue.....millions.. | *1,702 | **2,006 | 1,716 | 2,003 | | |
| LUMBER AND MANUFACTURES | | | | | | |
| Lumber (National Lumber Manufacturers Association): | | | | | | |
| Production, total.....mil. of bd. ft.. | 2,941 | 3,055 | 2,327 | 2,508 | 2,590 | |
| Softwoods.....do.... | 2,469 | 2,594 | 1,883 | 2,064 | 2,132 | |
| Shipments, total.....do.... | 3,027 | 3,140 | 2,302 | 2,542 | 2,746 | |
| Softwoods.....do.... | 2,544 | 2,659 | 1,784 | 2,052 | 2,269 | |
| Stocks (gross), mill, end of month, total.....do.... | 9,952 | 9,867 | 9,528 | 9,494 | 9,384 | |
| Softwoods.....do.... | 6,193 | 6,128 | 6,033 | 6,045 | 5,954 | |
| METALS AND MANUFACTURES | | | | | | |
| Foundry equipment (new), new orders, net | | | | | | |
| mo. avg. shipments, 1947-49=100.. | 101.1 | 136.2 | 57.6 | 85.9 | 88.7 | |
| Furnaces, industrial, new orders, net: | | | | | | |
| Electric processing.....thous. of dol.. | 1,089 | 1,279 | 1,420 | 803 | 879 | |
| Fuel-fired (except for hot rolling steel).....do.... | 1,665 | 2,048 | 717 | 1,083 | 2,248 | |
| Industrial trucks (electric), shipments: | | | | | | |
| Hand (motorized).....number.. | *559 | **583 | 471 | 459 | | |
| Rider-type.....do.... | *385 | **411 | 370 | 394 | | |
| Industrial trucks and tractors (gasoline-powered), shipments.....do.... | *1,610 | **1,909 | 1,264 | 1,453 | | |

r/ Revised. p/ Preliminary. * Data for February 1957. ** Data for March 1957. 1/ Except ordnance, machinery, and transportation equipment.

USCOMM-DC-12899

UNITED STATES
GOVERNMENT PRINTING OFFICE
DIVISION OF PUBLIC DOCUMENTS
WASHINGTON 25, D. C.

OFFICIAL BUSINESS

FIRST CLASS

PENALTY FOR PRIVATE USE TO AVOID
PAYMENT OF POSTAGE, \$300

WEEKLY SUPPLEMENT
SURVEY OF CURRENT BUSINESS