

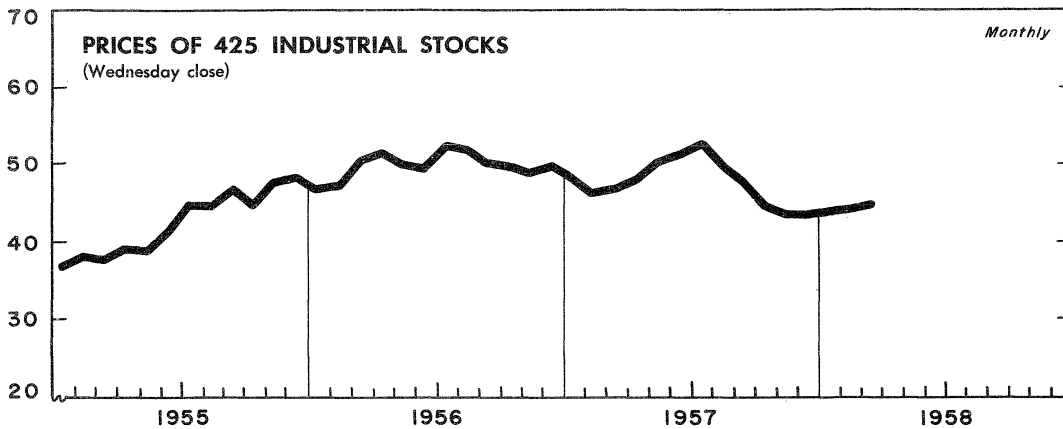
# BUSINESS STATISTICS

A WEEKLY SUPPLEMENT TO THE SURVEY OF CURRENT BUSINESS

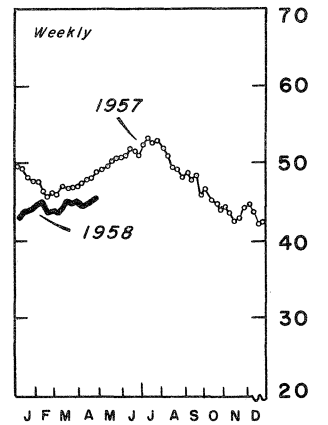
Available only with subscription to the SURVEY OF CURRENT BUSINESS, at \$4.00 annually, this Supplement provides selected weekly and monthly data subsequent to those published in the latest monthly SURVEY

## SELECTED BUSINESS INDICATORS

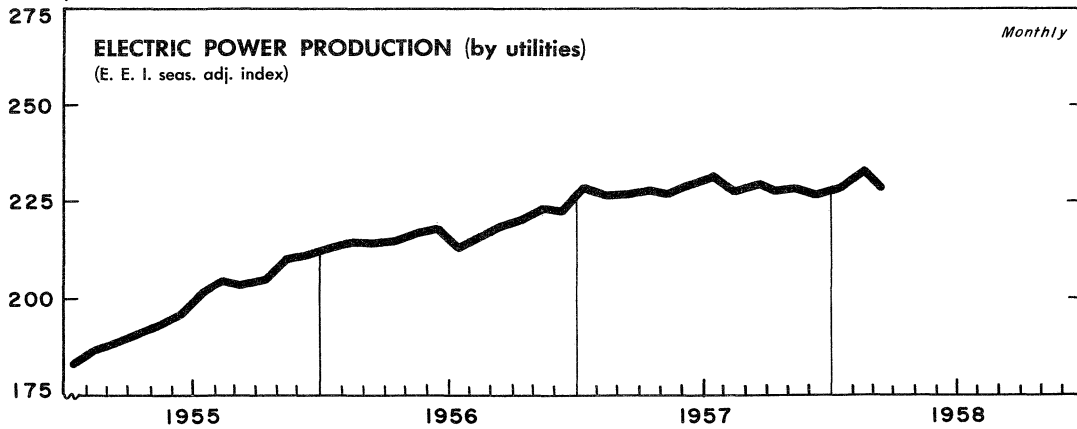
Index, 1941-43 = 10



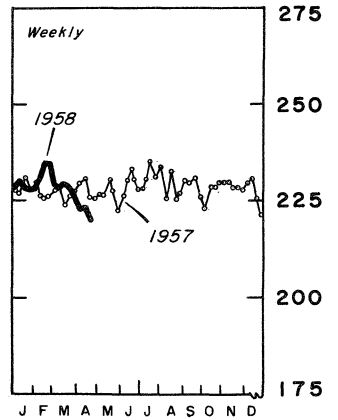
Index, 1941-43 = 10



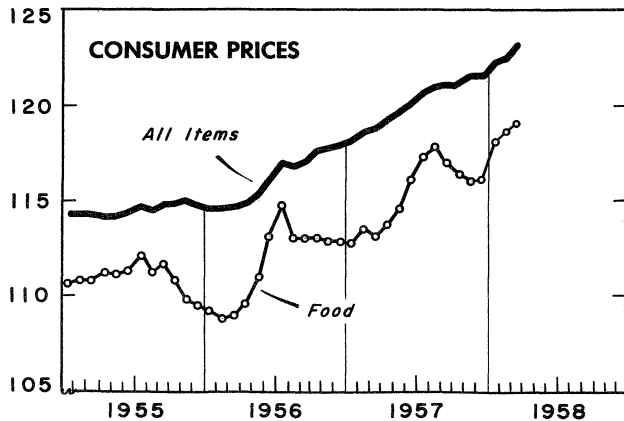
Index, 1947-49 = 100



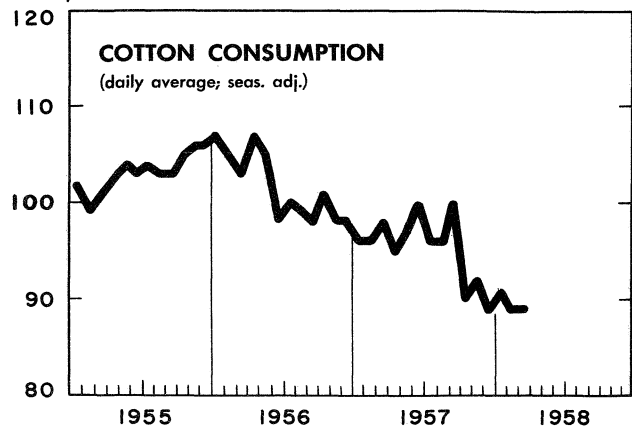
Index, 1947-49 = 100



Index, 1947-49 = 100



Index, 1947-49 = 100



WEEKLY BUSINESS STATISTICS<sup>1</sup>

ITEM	1957		1958			
	Apr. 20	Apr. 27	Apr. 5	Apr. 12	Apr. 19	Apr. 26
<b>Commodity prices, wholesale:</b>						
All commodities.....1947-49=100..		*117.2		119.6	119.5	119.4
Farm products.....do.....		*90.6		99.4	98.2	97.5
Foods, processed.....do.....		*104.3		110.5	111.4	111.5
All other.....do.....		*125.4		125.8	125.7	125.7
22 commodities <sup>2/</sup> .....do.....	89.1	88.7	84.5	84.4	84.8	84.1
Department store sales.....do.....	129	123	125	103	117	
insured unemployment, total.....thous..	1,567	1,547	3,546	3,594		
State programs.....do.....	1,462	1,440	3,272	3,325		
Failures, industrial and commercial.....number..	302	263	352	342	346	329
<b>Finance:</b>						
Currency in circulation <sup>3/</sup> .....mil. of dol..	30,681	30,610	30,636	30,744	30,733	30,617
Federal Reserve bank credit outstanding, total <sup>3/</sup> .....do...	25,520	25,695	24,586	24,638	24,701	24,854
Member bank reserve balances <sup>3/</sup> .....do.....	19,107	19,201	18,526	18,300	18,369	18,654
Excess reserves, estimated <sup>3/</sup> .....do.....	551	562	695	632	653	715
Federal Reserve reporting member banks in leading cities: <sup>4/</sup>						
Demand deposits, adjusted.....mil. of dol..	56,588	56,695	54,119	55,251	56,491	
Time deposits, except U. S. Government.....do....	23,097	23,102	26,699	26,889	27,038	
Loans and investments (adjusted), total.....do....	87,268	86,716	89,541	89,834	92,713	
U. S. Government obligations.....do.....	26,258	25,972	28,113	28,055	30,164	
Commercial, industrial, and agr. loans (gross).....do....	41,524	41,349	40,842	40,668	40,662	
Real-estate loans (gross).....do.....	8,699	8,690	8,695	8,717	8,779	
Bond yields, domestic corporate (Moody's) <sup>5/</sup> .....percent..	3.96	3.98	4.04	4.05	4.02	4.00
Stock prices, 500 stocks (Stand. & Poor's) <sup>5/</sup> .....1941-43=10..	45.08	45.72	41.60	41.65	47.10	42.80
Industrial, 425 stocks.....do.....	48.10	48.82	44.35	44.37	44.82	45.34
<b>Production:</b>						
Bituminous coal <sup>3/</sup> .....thous. of short tons..	1,697	1,662	1,170	1,160	1,173	
Electric power, by utilities.....mil. of kw.-hr..	11,485	11,510	11,326	11,307	11,107	
Passenger cars and trucks (Ward's).....number..	141,693	148,258	81,206	101,860	89,874	75,554
Petroleum (crude) and condensate <sup>3/</sup> .....thous. of bbl..	7,551	7,537	6,250	6,187	6,251	
Steel <sup>5/</sup> .....thous. of short tons..	2,313	2,269	1,312	1,308	1,285	1,270
Percent of capacity.....do.....	90.4	88.7	#48.6	#48.5	#47.6	#47.1
Freight carloadings, total.....thous. of cars..	687	691	516	521	534	
Miscellaneous.....do.....	344	343	277	276	286	

<sup>1/</sup> Data do not always cover calendar weeks. <sup>2/</sup> Tuesday prices. <sup>3/</sup> Daily average. <sup>4/</sup> Wednesday data. <sup>5/</sup> Week beginning April 28, 1958: Production, 1,293 thous. short tons; operating rate, 47.9 percent. \* Monthly index for April 1957. # Based on January 1, 1958, annual capacity (140,742,570 tons); not comparable with 1957 rates which are based on January 1, 1957, annual capacity (133,459,150 tons).

## MONTHLY BUSINESS STATISTICS

ITEM	1957			1958		
	February	March	December	January	February	March
<b>GENERAL BUSINESS INDICATORS</b>						
<b>Industrial and commercial failures:</b>						
Failures, total.....number..	1,146	1,336	1,080	1,279	1,238	1,495
Commercial service.....do.....	93	99	88	78	79	121
Construction.....do.....	180	205	174	176	177	202
Manufacturing and mining.....do.....	199	239	208	219	208	281
Retail trade.....do.....	568	672	514	676	662	750
Wholesale trade.....do.....	106	121	96	130	117	141
Liabilities (current), total.....thous. of dol..	65,406	55,833	45,325	64,442	65,295	71,555
Commercial service.....do.....	2,493	3,833	3,072	3,364	3,309	4,470
Construction.....do.....	8,440	10,424	5,713	9,868	8,747	11,921
Manufacturing and mining.....do.....	33,402	17,760	14,985	24,917	24,331	23,311
Retail trade.....do.....	14,780	17,816	16,028	20,788	23,038	23,531
Wholesale trade.....do.....	6,291	6,000	5,527	5,505	5,870	8,322
<b>COMMODITY PRICES</b>						
Consumer price index, all items.....1947-49=100..	118.7	118.9	121.6	122.3	122.5	<sup>1/</sup> 123.3
Apparel.....do.....	106.1	106.8	107.6	106.9	106.8	106.8
Food.....do.....	113.6	113.2	116.1	118.2	118.7	120.8
Dairy products.....do.....	111.1	110.7	114.6	114.6	114.5	114.1
Fruits and vegetables.....do.....	116.5	116.1	113.9	121.9	124.4	130.7
Meats, poultry, and fish.....do.....	101.4	100.6	106.0	110.2	112.0	114.4
Housing.....do.....	124.5	124.9	127.0	127.1	127.3	127.5
Gas and electricity.....do.....	112.4	112.4	114.3	115.7	115.9	115.9
Housefurnishings.....do.....	105.0	104.9	104.9	104.2	104.9	103.9
Rent.....do.....	134.2	134.4	136.7	136.8	137.0	137.1
Medical care.....do.....	135.5	136.4	140.8	141.7	141.9	142.3
Personal care.....do.....	122.6	122.9	127.0	127.8	128.0	128.3
Reading and recreation.....do.....	110.0	110.5	114.6	116.6	116.6	117.0
Transportation.....do.....	134.4	135.1	138.9	138.7	138.5	138.7
Private.....do.....	124.5	125.2	128.6	128.4	127.9	128.0
Public.....do.....	175.8	175.8	182.4	182.4	185.4	185.9
Other goods and services.....do.....	124.0	124.2	126.8	127.0	127.0	127.2

<sup>1/</sup> Index based on 1935-39=100 is 206.2.

ITEM	1957			1958		
	February	March	December	January	February	March
<b>COMMODITY PRICES - Continued</b>						
Purchasing power of the dollar as measured by--						
Wholesale prices.....1947-49=100..	85.5	85.5	84.4	r84.1	r84.0	1/83.5
Consumer prices.....do....	84.2	84.1	82.2	81.8	81.6	1/81.1
<b>CONSTRUCTION AND REAL ESTATE</b>						
Highway concrete pavement contract awards: 2/						
Total.....thous. of sq. yd..	7,229	9,582	11,386	5,488	4,554	7,553
Airports.....do....	1,489	3,023	779	196	209	470
Roads.....do....	4,425	4,660	7,817	3,972	2,640	5,500
Streets and alleys.....do....	1,316	1,899	2,790	1,320	1,705	1,584
<b>FINANCE</b>						
Life insurance written (new paid-for insurance):						
Value, estimated total.....mil. of dol..	5,000	5,653	6,727	5,402	4,860	5,688
Group and wholesale.....do....	1,281	1,158	2,109	1,554	944	1,319
Industrial.....do....	509	563	454	428	459	509
Ordinary.....do....	3,210	3,932	4,164	3,420	3,457	3,860
<b>TRANSPORTATION AND COMMUNICATIONS</b>						
Operations on scheduled airlines:						
Miles flown, revenue.....thousands..	51,682	59,224	61,638	61,561	53,716	.....
Express and freight ton-miles flown.....do....	18,272	20,930	21,730	20,600	19,194	.....
Mail ton-miles flown.....do....	7,397	8,242	11,083	8,276	7,830	.....
Passengers originated, revenue.....do....	2,808	3,326	3,274	3,341	2,890	.....
Passenger-miles flown, revenue.....millions..	1,702	2,006	2,030	2,072	1,716	.....
<b>CHEMICALS AND ALLIED PRODUCTS</b>						
Organic chemicals, production:						
Acetic acid (synthetic and natural).....thous. of lb..	41,227	41,136	48,829	47,517	.....	.....
Acetic anhydride.....do....	74,946	76,985	86,675	80,808	78,233	.....
Acetylsalicylic acid (aspirin).....do....	1,512	1,208	2,034	2,144	1,778	.....
Creosote oil.....thous. of gal..	8,955	9,796	9,729	8,506	7,339	.....
DDT.....thous. of lb..	9,311	11,522	8,870	10,451	10,793	.....
Ethyl acetate (85%).....do....	5,702	6,371	9,074	6,281	5,314	.....
Ethylene glycol.....do....	82,526	89,577	103,997	106,806	94,875	.....
Formaldehyde (37% HCHO).....do....	105,976	111,620	104,466	111,467	104,663	.....
Methanol:						
Natural (100%).....thous. of gal..	166	197	148	165	.....	.....
Synthetic (100%).....do....	18,144	18,701	19,588	r18,197	16,965	.....
Phthalic anhydride.....thous. of lb..	27,242	27,080	31,913	25,436	22,638	.....
Synthetic plastics and resin materials, production:						
Cellulose acetate and mixed ester plastics:						
Sheets, rods, and tubes.....do....	3,292	4,253	3,885	r3,564	3,283	.....
Molding and extrusion materials.....do....	7,187	8,289	7,778	6,138	6,677	.....
Nitrocellulose sheets, rods, and tubes.....do....	429	379	360	348	290	.....
Other cellulose plastics.....do....	375	500	259	874	671	.....
Phenolic and other tar acid resins.....do....	37,064	39,816	34,379	r38,813	32,500	.....
Polystyrene.....do....	46,097	51,041	45,903	r41,701	42,216	.....
Urea and melamine resins.....do....	22,556	25,910	23,094	r25,630	21,871	.....
Vinyl resins.....do....	64,005	70,419	66,458	r68,977	58,327	.....
Alkyd resins.....do....	29,980	31,879	24,059	27,927	25,698	.....
Rosin modifications.....do....	10,517	9,951	7,590	10,340	8,480	.....
Polyester resins.....do....	7,187	8,618	6,546	r7,553	7,910	.....
Polyethylene resins.....do....	49,800	56,587	68,510	69,522	61,824	.....
Miscellaneous.....do....	13,080	15,428	14,741	r15,677	13,101	.....
<b>ELECTRIC POWER</b>						
Sales to ultimate customers, total (Edison Electric Institute).....mil. of kw.-hr..						
Commercial and industrial:	*r46,174	**r47,692	47,062	r48,433	.....	.....
Small light and power.....do....	*7,428	**r7,643	7,932	r8,144	.....	.....
Large light and power.....do....	*r23,685	**r23,757	22,911	r22,603	.....	.....
Railways and railroads.....do....	*389	**412	362	376	.....	.....
Residential or domestic.....do....	*12,424	**r13,595	13,553	r14,919	.....	.....
Rural (district rural rates).....do....	*764	**784	730	776	.....	.....
Street and highway lighting.....do....	*483	**487	516	529	.....	.....
Other public authorities.....do....	*946	**973	1,012	1,037	.....	.....
Interdepartmental.....do....	*54	39	46	49	.....	.....
Revenue from sales to ultimate customers (Edison Electric Institute).....thous. of dol..	*r757,464	**r785,367	798,014	824,613	.....	.....
<b>FOODSTUFFS</b>						
Livestock slaughter (Federally inspected):						
Calves.....thous. of animals..	550	632	569	547	468	521
Cattle.....do....	1,488	1,514	1,473	1,630	1,309	1,360
Hogs.....do....	4,985	5,380	5,523	5,531	4,453	4,818
Sheep and lambs.....do....	1,091	1,011	978	1,061	940	996
Meats:						
Production, total.....mil. of lb..	1,843.3	1,932.0	1,932.3	2,050.6	1,622.0	1,719.7
Beef and veal.....do....	902.5	918.1	884.7	998.1	789.7	809.5
Lamb and mutton.....do....	53.9	49.5	46.8	52.3	47.4	50.2
Pork, including lard.....do....	886.9	964.4	1,000.8	1,000.2	784.9	859.9
Lard.....do....	172.8	190.8	189.3	193.4	146.5	154.5

1/ Revised. \* Data are for December 1956. \*\* Data are for January 1957. 1/ Indexes based on 1935-39=100 are as follows: Measured by— wholesale prices, 43.7; consumer prices, 48.5. 2/ Data for December 1957 are for 5 weeks; other months, 4 weeks.

ITEM	1957			1958		
	February	March	December	January	February	March
<b>LEATHER AND PRODUCTS</b>						
Leather production:						
Calf and whole kip.....thous. of skins..	844	813	785	786	746	.....
Cattle hide and side kip.....thous. of hides and kips..	2,164	2,164	1,955	r2,110	1,934	.....
Goat and kid.....thous. of skins..	1,892	1,951	1,659	1,931	1,647	.....
Sheep and lamb.....do....	2,225	2,359	1,737	r1,922	1,981	.....
<b>METALS AND MANUFACTURES</b>						
Castings, gray iron:						
Orders, unfilled, for sale.....thous. of short tons..	931	935	676	638	632	.....
Shipments, total.....do....	1,103	1,133	864	868	753	.....
For sale.....do....	582	604	444	436	390	.....
Castings, malleable iron:						
Orders, unfilled, for sale.....short tons..	90,725	89,431	74,863	67,292	59,047	.....
Shipments, total.....do....	78,028	78,013	60,425	62,734	54,650	.....
For sale.....do....	46,729	48,311	34,343	34,920	31,006	.....
Pig iron, production.....thous. of short tons..	6,658	7,247	5,279	4,854	4,064	4,464
Castings, steel:						
Shipments, total.....short tons..	154,932	160,054	120,787	120,722	103,297	.....
For sale, total.....do....	121,667	124,416	92,125	94,717	79,708	.....
Railway specialties.....do....	27,181	29,968	23,403	22,545	16,647	.....
Fabricated structural steel:						
Orders, new (net).....thous. of short tons..	294	319	141	162	186	196
Shipments.....do....	319	342	320	317	283	337
Backlog, end of month.....do....	4,262	4,245	2,959	2,778	2,727	2,542
Foundry equipment (new), new orders, net mo. avg. shipments, 1947-49=100..	188.4	127.0	61.4	57.9	57.6	.....
Furnaces, industrial, new orders, net:						
Electric processing.....thous. of dol..	4,441	1,809	1,593	701	1,420	803
Fuel-fired (except for hot rolling steel).....do....	3,429	6,794	2,180	1,593	717	1,083
Machine tools (metal-cutting and metal-forming):						
New orders (net), total.....mil. of dol..	71.90	72.75	24.85	26.85	28.30	p35.35
Domestic.....do....	64.50	64.60	20.05	22.00	r23.75	p29.25
Shipments, total.....do....	103.35	115.60	70.10	57.80	r48.05	p53.60
Domestic.....do....	96.40	103.35	63.25	50.80	r43.15	p48.05
Estimated backlog.....months..	5.6	5.2	2.8	2.7	2.7	p2.7
Vacuum cleaners, standard type, sales billed.....thousands..	300.9	312.7	237.5	265.5	225.6	291.4
Washers, domestic, sales billed <u>1</u> /.....do....	319.6	286.2	206.8	238.2	263.1	278.9
<b>PAPER AND PRINTING</b>						
Newsprint, Canada (including Newfoundland):						
Production.....thous. of short tons..	518.9	574.2	435.3	498.3	473.8	521.8
Shipments from mills.....do....	510.9	526.5	471.4	474.8	435.2	471.1
Stocks, at mills, end of month.....do....	153.1	200.8	132.5	155.9	194.6	245.2
Newsprint, United States:						
Consumption by publishers.....do....	387.2	463.3	436.3	385.9	364.7	434.4
Production.....do....	150.7	164.4	138.7	157.0	140.4	148.4
Shipments from mills.....do....	151.6	161.2	135.1	158.8	138.7	151.0
Stocks, end of month:						
At mills.....do....	8.0	11.2	19.3	17.6	19.3	16.7
At publishers.....do....	591.7	580.2	595.4	602.0	612.2	590.7
In transit to publishers.....do....	119.6	107.8	79.6	108.1	107.5	99.1

r/ Revised. p/ Preliminary. 1/ Data exclude sales of combination washer-dryer units; sales of such types totaled 11,600 units in March 1958.

USCOMM-DC-12852

UNITED STATES  
GOVERNMENT PRINTING OFFICE  
DIVISION OF PUBLIC DOCUMENTS  
WASHINGTON 25, D. C.

OFFICIAL BUSINESS

FIRST CLASS

PENALTY FOR PRIVATE USE TO AVOID  
PAYMENT OF POSTAGE, \$300

WEEKLY SUPPLEMENT  
SURVEY OF CURRENT BUSINESS