

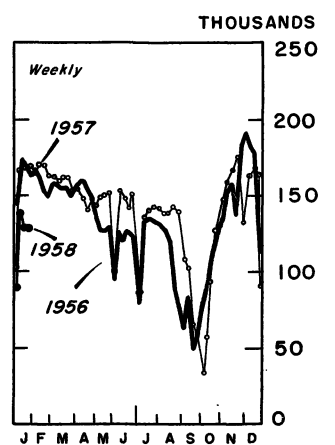
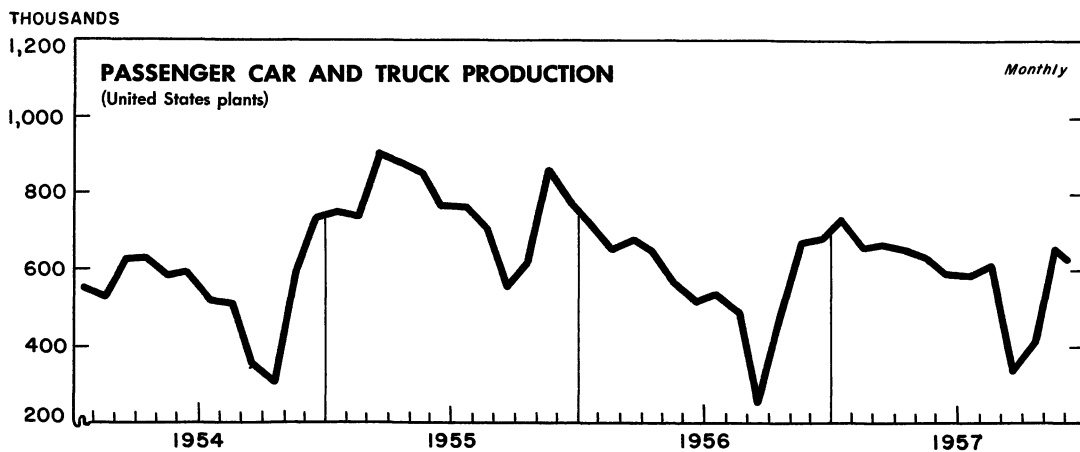
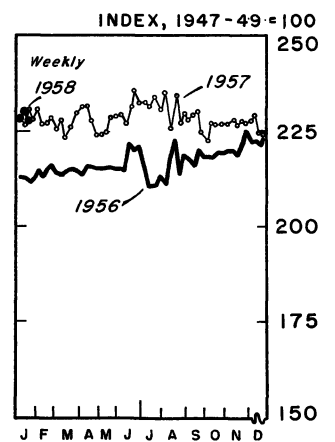
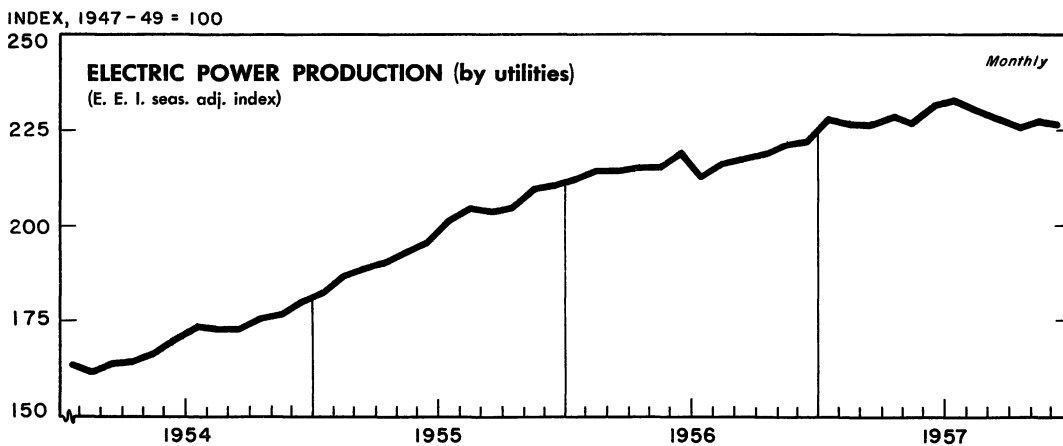
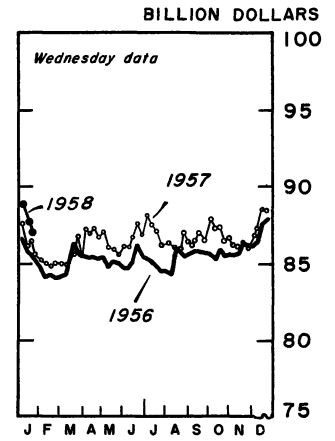
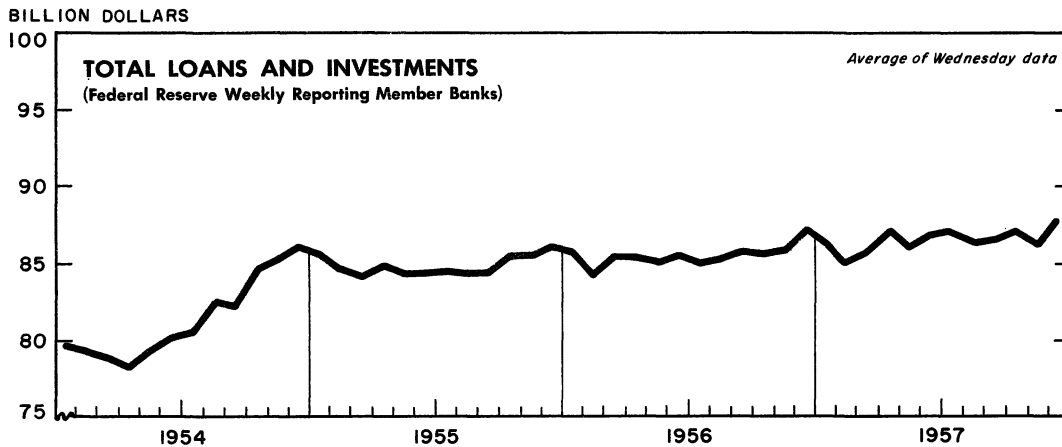


# BUSINESS STATISTICS

A WEEKLY SUPPLEMENT TO THE SURVEY OF CURRENT BUSINESS

Available only with subscription to the SURVEY OF CURRENT BUSINESS, at \$4.00 annually, this Supplement provides selected weekly and monthly data subsequent to those published in the latest monthly SURVEY

## SELECTED BUSINESS INDICATORS



WEEKLY BUSINESS STATISTICS<sup>1</sup>

ITEM	1957		1958			
	Jan. 19	Jan. 26	Jan. 4	Jan. 11	Jan. 18	Jan. 25
<b>Commodity prices, wholesale:</b>						
All commodities.....1947-49=100..		*116.9		118.7	118.7	118.8
Farm products.....do....		*89.3		93.5	93.6	94.3
Foods, processed.....do....		*104.3		108.3	108.9	109.2
All other.....do....		*125.2		126.0	126.0	126.0
22 commodities 2/.....do....	92.3	91.3	84.3	84.8	84.6	85.4
Department store sales.....do....	100	96	95	108	103	.....
Insured unemployment, total.....thous..	1,837	1,864	2,992	3,049	.....	.....
State programs.....do....	1,705	1,729	2,770	2,823	.....	.....
<b>Finance:</b>						
Currency in circulation 3/.....mil. of dol..	31,108	30,827	31,959	31,553	31,207	30,878
Federal Reserve bank credit outstanding, total 3/.....do....	25,954	25,636	26,623	26,100	25,390	24,949
Member bank reserve balances 3/.....do....	19,300	19,342	19,707	19,658	19,348	19,216
Excess reserves, estimated 3/.....do....	535	618	730	743	566	525
<b>Federal Reserve reporting member banks in leading cities: 4/</b>						
Demand deposits, adjusted.....mil. of dol..	58,523	58,296	56,887	56,356	56,532	.....
Time deposits, except U. S. Government.....do....	22,328	22,362	24,342	24,314	24,500	.....
Loans and investments (adjusted), total.....do....	86,503	85,583	88,987	87,744	87,018	.....
U. S. Government obligations.....do....	26,823	26,330	26,423	26,087	25,945	.....
Commercial, industrial, and agr. loans (gross).....do....	30,595	30,349	32,237	31,651	31,361	.....
Real-estate loans (gross).....do....	8,831	8,807	8,762	8,750	8,747	.....
Failures, industrial and commercial.....number..	278	258	203	324	260	333
Bond yields, domestic corporate (Moody's) 3/.....percent..	4.05	4.03	4.17	4.13	4.09	4.02
Stock prices, 500 stocks (Stand. & Poor's) 4/.....1941-43=10..	45.23	44.87	39.99	40.99	40.99	41.20
Industrials, 425 stocks.....do....	48.18	47.75	42.86	43.93	43.84	44.03
<b>Production:</b>						
Bituminous coal 3/.....thous. of short tons..	1,654	1,695	1,405	1,465	1,407	.....
Electric power, by utilities.....mil. of kw.-hr..	12,556	12,410	11,692	12,506	12,400	.....
Passenger cars and trucks (Ward's).....number..	167,912	168,329	89,357	138,068	128,388	128,053
Petroleum (crude) and condensate 3/.....thous. of bli..	7,431	7,396	6,863	6,850	6,925	.....
Steel 5/.....thous. of short tons..	2,467	2,472	1,501	1,515	1,538	1,496
Percent of capacity.....do....	96.4	96.6	#55.6	#56.1	#57.0	#55.4
Freight car loadings, total.....thous. of cars..	657	666	472	569	572	.....
Miscellaneous.....do....	336	340	241	283	287	.....

1/ Data do not always cover calendar weeks. 2/ Tuesday prices. 3/ Daily average. 4/ Wednesday data. 5/ Week beginning January 27, 1958: Production, 1,479 thous. short tons; operating rate, 54.8 percent. \* Monthly index for January 1957. # Based on January 1, 1958, annual capacity (140,742,570 tons); not comparable with 1957 rates which are based on January 1, 1957, annual capacity (133,459,150 tons).

## MONTHLY BUSINESS STATISTICS

ITEM	1956		1957			
	November	December	September	October	November	December
<b>GENERAL BUSINESS INDICATORS</b>						
<b>Industrial and commercial failures:</b>						
Failures, total.....number..	999	982	1,071	1,122	1,173	1,080
Commercial service.....do....	86	83	94	89	93	88
Construction.....do....	171	183	164	176	194	174
Manufacturing and mining.....do....	166	172	182	214	213	208
Retail trade.....do....	482	472	535	544	559	514
Wholesale trade.....do....	94	72	96	99	114	96
<b>Liabilities (current), total.....thous. of dol..</b>						
Commercial service.....do....	39,886	50,279	45,420	47,428	52,899	45,325
Construction.....do....	1,854	3,780	4,554	3,195	2,611	3,072
Manufacturing and mining.....do....	11,099	8,149	5,618	7,994	13,420	5,713
Retail trade.....do....	11,714	21,785	13,901	11,601	18,061	14,985
Wholesale trade.....do....	11,476	10,946	13,657	16,947	12,895	16,028
.....do....	3,743	5,619	7,690	7,691	5,912	5,527
<b>CONSTRUCTION AND REAL ESTATE</b>						
<b>Construction cost index (E. H. Boeckh and Associates):</b>						
<b>Average, 20 cities:</b>						
<b>Apartments, hotels, and office buildings:</b>						
Brick and concrete.....U. S. avg. 1926-29=100..	281.4	281.9	291.0	290.6	290.7	291.1
Brick and steel.....do....	277.3	277.7	285.0	284.5	284.3	284.4
Brick and wood.....do....	277.3	277.4	283.2	282.3	282.1	282.3
<b>Commercial and factory buildings:</b>						
Brick and concrete.....do....	289.6	290.2	300.7	300.3	300.5	301.0
Brick and steel.....do....	289.1	289.6	300.8	300.3	300.5	300.8
Brick and wood.....do....	276.3	276.5	283.5	282.3	282.2	282.3
Frame.....do....	275.5	275.5	279.8	278.6	278.4	278.5
Steel.....do....	276.1	276.4	288.5	288.2	288.3	288.4
<b>Residences:</b>						
Brick.....do....	277.6	277.8	283.6	282.1	282.5	282.6
Frame.....do....	270.6	270.6	275.0	274.0	273.7	273.8
<b>DOMESTIC TRADE</b>						
<b>Television advertising:</b>						
Cost of facilities, total.....thous. of dol..	44,079	44,762	40,926	r49,268	48,041	.....
Automotive, including accessories.....do....	4,950	4,775	4,667	4,904	5,801	.....
Drugs and toiletries.....do....	11,430	12,424	11,779	r15,184	13,416	.....

ITEM	1956		1957			
	November	December	September	October	November	December
<b>DOMESTIC TRADE -- Continued</b>						
Television advertising -- Continued						
Cost of facilities -- Continued						
Foods, soft drinks, confectionery.....thous. of dol..	8,870	9,035	7,862	9,331	9,118	.....
Soaps, cleansers, etc.....do....	5,108	5,266	5,939	5,850	5,635	.....
Smoking materials.....do....	3,408	3,796	4,065	5,034	4,805	.....
Magazine advertising:						
Cost, total.....do....	73,091	55,814	68,708	74,298	77,104	.....
Apparel and accessories.....do....	5,090	4,222	7,716	6,096	4,924	.....
Automotive, including accessories.....do....	7,246	4,196	3,143	3,584	9,227	.....
Building materials.....do....	2,689	1,124	3,801	3,230	2,397	.....
Drugs and toiletries.....do....	6,712	5,064	7,064	8,401	7,968	.....
Foods, soft drinks, confectionery.....do....	8,205	6,711	7,354	8,282	7,994	.....
Beer, wine, liquors.....do....	3,985	5,283	3,320	4,057	4,555	.....
Household equipment and supplies.....do....	4,421	3,166	2,634	4,000	4,061	.....
Household furnishings.....do....	3,527	2,106	3,070	4,456	3,583	.....
Industrial materials.....do....	6,101	4,278	5,921	5,708	6,273	.....
Soaps, cleansers, etc.....do....	1,187	876	781	1,084	719	.....
Smoking materials.....do....	1,733	1,704	1,851	2,035	2,051	.....
<b>FINANCE</b>						
Federal Government finance:						
Receipts, total.....mil. of dol..						
Receipts, net.....do....	4,818	5,412	7,225	3,131	4,827	5,956
Customs.....do....	63	59	65	76	67	63
Individual income taxes.....do....	3,436	2,391	3,986	1,537	3,512	2,477
Corporation income and profits taxes.....do....	380	1,825	2,304	429	367	2,277
Employment taxes.....do....	662	355	540	363	740	432
Other internal revenue and receipts.....do....	1,165	1,268	1,214	1,391	1,158	1,363
Expenditures.....do....						
Average on public debt.....do....	5,726	5,718	5,667	6,501	5,806	5,809
All other expenditures.....do....	580	631	630	641	636	674
Bonds:	5,146	5,087	5,037	5,860	5,169	5,136
Average price of all listed bonds (N.Y.S.E.) $\frac{1}{2}$ .....dollars..	92.14	91.59	89.86	89.67	92.67	94.85
Domestic.....do....	92.42	91.91	90.08	89.89	92.93	95.12
Foreign.....do....	75.09	71.94	75.32	75.34	75.27	77.59
Value, issues listed on New York Stock Exchange:						
Market value, all issues $\frac{1}{2}$ .....mil. of dol..	99,382	99,022	98,481	99,015	102,487	106,072
Domestic.....do....	97,663	97,358	96,573	97,093	100,524	103,996
Foreign.....do....	1,211	1,159	1,253	1,276	1,236	1,329
Face value, all issues.....do....	107,861	108,109	109,591	110,426	110,598	111,830
Domestic.....do....	105,677	105,929	107,208	108,010	108,175	109,333
Foreign.....do....	1,613	1,611	1,664	1,693	1,642	1,713
Stocks:						
Shares listed on New York Stock Exchange:						
Market value, all listed shares.....do....	211,412	219,176	205,705	196,675	200,919	195,570
Number of shares listed.....millions..	4,420	4,462	4,733	4,747	4,781	4,804
<b>CHEMICALS AND ALLIED PRODUCTS</b>						
Organic chemicals, production:						
Acetic acid (synthetic and natural).....thous. of lb..	46,853	49,737	50,725	48,168	47,259	.....
Acetic anhydride.....do....	75,122	90,378	81,027	84,238	85,266	.....
Acetylsalicylic acid (aspirin).....do....	1,488	1,618	1,569	1,907	1,774	.....
Creosote oil.....thous. of gal..	12,172	14,267	9,812	10,244	9,936	.....
DDT.....thous. of lb..	10,641	11,201	9,193	8,932	9,017	.....
Ethyl acetate (85%).....do....	8,285	8,306	6,938	9,801	9,002	.....
Ethylene glycol.....do....	90,119	95,181	105,236	104,543	106,358	.....
Formaldehyde (37% HCHO).....do....	116,914	107,918	105,068	123,410	117,081	.....
Methanol:						
Natural (100%).....thous. of gal..	156	172	101	107	134	.....
Synthetic (100%).....do....	19,408	21,312	16,489	18,665	17,747	.....
Phthalic anhydride.....thous. of lb..	25,041	27,093	29,653	30,317	31,231	.....
Synthetic plastics and resin materials, production:						
Cellulose acetate and mixed ester plastics:						
Sheets, rods, and tubes.....do....	3,374	3,724	4,186	3,813	3,653	.....
Molding and extrusion materials.....do....	9,291	8,452	9,098	9,663	7,624	.....
Nitrocellulose sheets, rods, and tubes.....do....	365	317	281	330	339	.....
Other cellulose plastics.....do....	551	472	495	546	344	.....
Phenolic and other tar acid resins.....do....	40,145	35,206	37,406	45,317	37,769	.....
Polystyrene.....do....	44,467	41,794	48,496	52,759	47,738	.....
Urea and melamine resins.....do....	24,269	21,370	23,486	25,933	22,926	.....
Vinyl resins.....do....	65,900	67,870	72,238	77,088	71,535	.....
Alkyd resins.....do....	34,509	27,874	29,993	32,979	24,937	.....
Rosin modifications.....do....	11,553	10,024	10,442	10,991	9,097	.....
Polyester resins.....do....	6,542	6,139	6,664	7,976	6,589	.....
Polyethylene resins.....do....	51,421	51,413	60,184	62,552	62,936	.....
Miscellaneous.....do....	13,977	13,679	15,874	17,681	16,046	.....
<b>LEATHER AND PRODUCTS</b>						
Leather production:						
Calf and whole kip.....thous. of skins..	737	722	686	786	786	.....
Cattle hide and side kip.....thous. of hides and kips..	2,197	1,993	2,029	2,316	2,066	.....
Goat and kid.....thous. of skins..	1,859	1,699	1,704	2,095	1,600	.....
Sheep and lamb.....do....	2,155	1,784	1,975	2,041	1,945	.....

## MONTHLY BUSINESS STATISTICS—Continued

ITEM	1956		1957			
	November	December	September	October	November	December
<b>METALS AND MANUFACTURES</b>						
Pig iron, production.....thous. of short tons..	7,037	7,336	6,628	6,519	5,780	5,279
Steel ingots and steel for castings:						
Production.....do....	10,556	10,838	8,978	9,198	8,393	r7,420
Percent of capacity.....do....	100	99	82	81	77	r66
Aluminum shipments:						
Mill products and pig and ingot (net).....mil. of lb..	318.9	281.4	302.3	r318.6	279.2	.....
Mill products, total.....do....	218.3	194.8	215.5	r230.9	187.0	.....
Plate and sheet.....do....	114.6	99.9	111.3	r121.7	95.3	.....
Castings.....do....	69.1	67.0	58.7	64.1	58.9	.....
Oil burners:						
Shipments.....number..	64,881	38,729	72,554	70,999	44,613	.....
Stocks, end of month.....do....	50,162	50,329	50,305	42,639	41,298	.....
Stoves and ranges, domestic cooking, excluding electrical:						
Shipments, total.....do....	161,070	134,878	183,666	r188,661	146,777	.....
Coal and wood.....do....	5,537	4,387	5,451	6,227	3,328	.....
Gas (including bungalow and combination).....do....	149,675	125,139	171,121	175,627	137,166	.....
Kerosene, gasoline, and fuel oil.....do....	5,858	5,352	7,094	r6,807	6,283	.....
Stoves, domestic heating, shipments, total.....do....	259,499	91,540	314,653	r347,354	165,800	.....
Coal and wood.....do....	30,905	10,537	43,344	49,997	17,055	.....
Gas.....do....	177,788	62,144	206,328	r236,857	119,539	.....
Kerosene, gasoline, and fuel oil.....do....	50,806	18,859	64,981	r60,500	29,206	.....
Warm-air furnaces, shipments, total.....do....	106,685	76,426	140,797	125,820	91,300	.....
Gas.....do....	62,987	47,479	88,628	82,380	61,884	.....
Oil.....do....	32,303	21,201	45,498	37,628	26,524	.....
Solid fuel.....do....	4,253	2,625	6,671	5,812	2,892	.....
Water heaters, gas, shipments.....do....	182,266	153,198	210,669	230,690	169,261	.....
Foundry equipment (new), new orders, net mo. avg. shipments...1947-49=100..	121.0	115.6	113.9	145.3	59.6	.....
Furnaces, industrial, new orders, net:						
Electric processing.....thous. of dol..	1,587	2,095	727	1,448	749	1,593
Fuel-fired (except for hot rolling steel).....do....	1,767	2,943	1,229	1,400	1,634	2,180
Industrial trucks (electric), shipments:						
Hand (motorized).....number..	565	521	476	600	532	.....
Rider-type.....do....	501	442	302	373	366	.....
Industrial trucks and tractors (gasoline-powered), ship- ments.....do....	2,206	1,977	1,661	1,639	1,518	.....
Machine tools (metal-cutting):						
New orders (net), total.....mil. of dol..	64.25	57.20	28.80	27.80	r28.35	p18.65
Domestic.....do....	58.70	51.90	25.00	23.65	25.05	p15.15
Shipments, total.....do....	81.70	85.15	64.75	60.90	r47.60	p55.45
Domestic.....do....	73.60	75.05	58.60	53.50	r41.70	p49.55
Estimated backlog.....months..	6.7	6.2	3.7	3.5	3.3	p3.0
<b>TEXTILE PRODUCTS</b>						
Men's apparel, cuttings: <u>1</u> / Tailored garments:						
Suits.....thous. of units..	r1,990	r1,612	1,388	1,665	1,372	p1,364
Overcoats and topcoats.....do....	r430	r320	320	310	192	p144
Trousers (separate), dress and sport.....do....	r5,280	r4,944	4,848	6,120	5,088	p4,512
Shirts (woven fabrics), dress and sport.....thous. of doz..	r1,960	r1,616	1,516	1,845	1,560	.....
Work clothing:						
Dungarees and waistband overalls.....do....	r205	r172	248	265	208	.....
Shirts.....do....	r330	r252	328	340	292	p252

r/ Revised. p/ Preliminary. 1/ Data for November 1956 and October 1957 cover 5 weeks; other months, 4 weeks. Revisions for January 1955-October 1956 are available upon request.  
USCOMM-DC-12737

UNITED STATES  
GOVERNMENT PRINTING OFFICE  
DIVISION OF PUBLIC DOCUMENTS  
WASHINGTON 25, D. C.

OFFICIAL BUSINESS  
FIRST CLASS

PENALTY FOR PRIVATE USE TO AVOID  
PAYMENT OF POSTAGE, \$300

WEEKLY SUPPLEMENT  
**SURVEY OF CURRENT BUSINESS**