

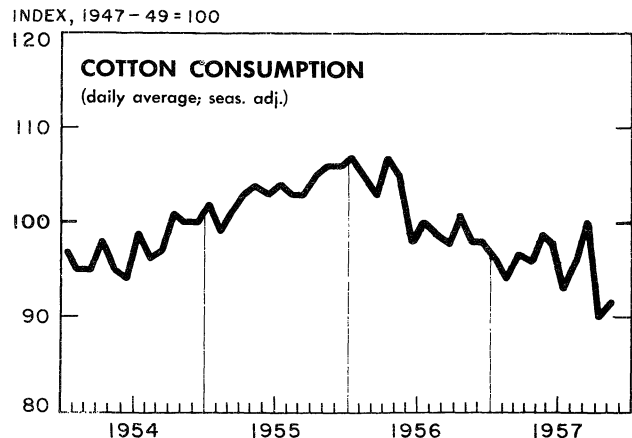
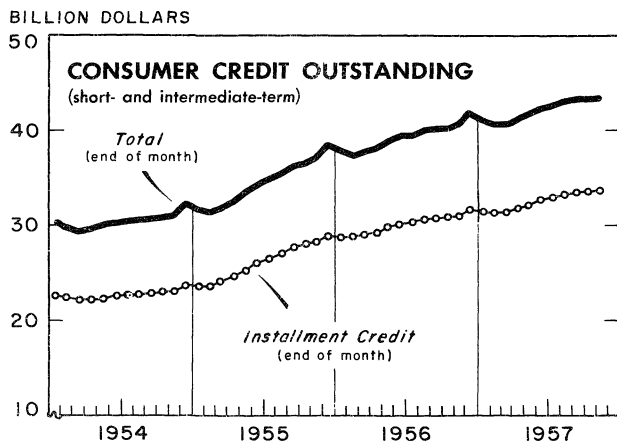
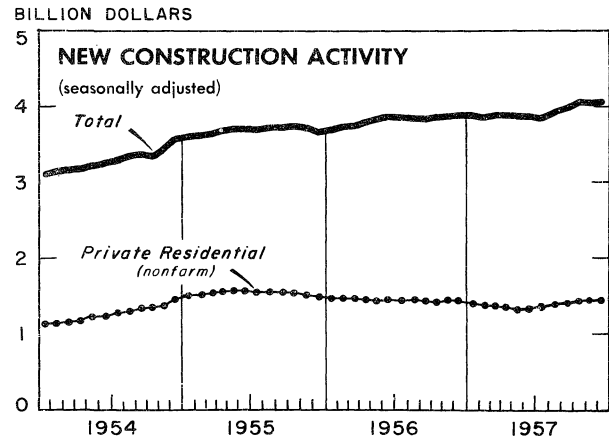
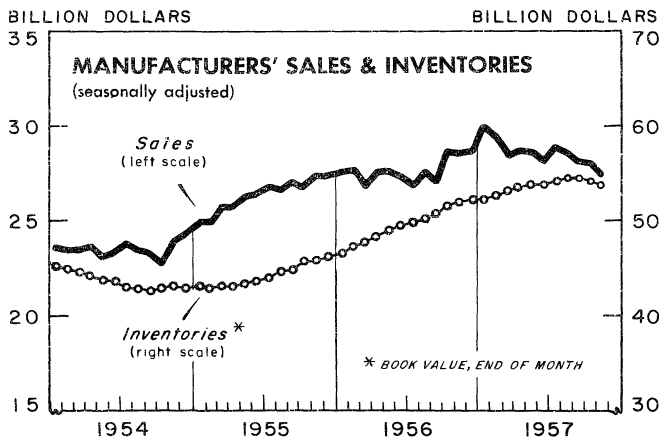
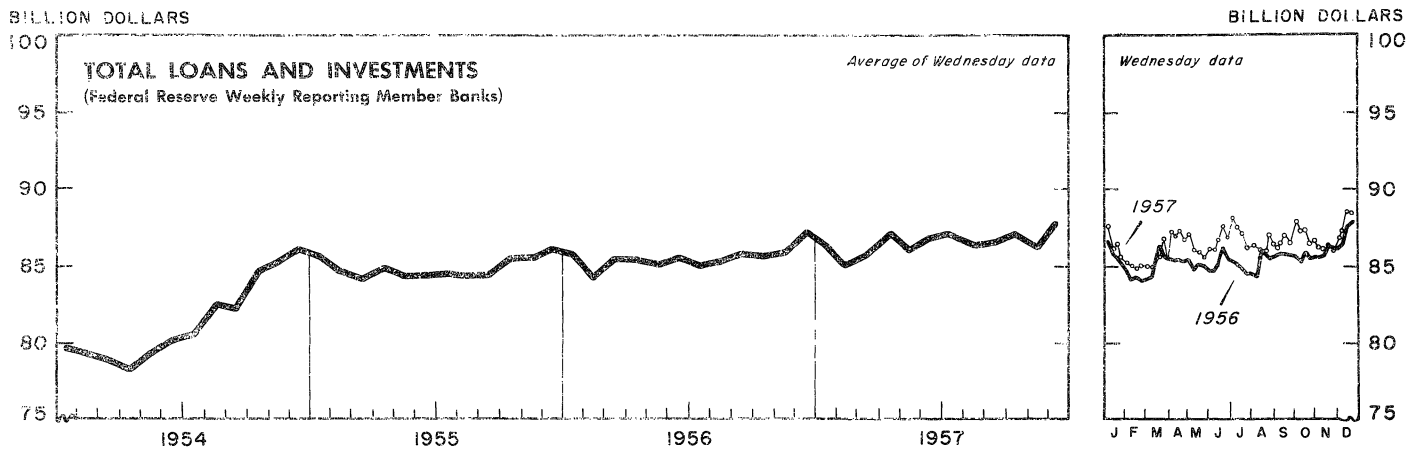
BUSINESS

STATISTICS

A WEEKLY SUPPLEMENT TO THE SURVEY OF CURRENT BUSINESS

Available only with subscription to the SURVEY OF CURRENT BUSINESS, at \$4.00 annually, this Supplement provides selected weekly and monthly data subsequent to those published in the latest monthly SURVEY

SELECTED BUSINESS INDICATORS



WEEKLY BUSINESS STATISTICS¹

ITEM	1956		1957			1958
	Dec. 29	Jan. 5	Dec. 14	Dec. 21	Dec. 28	Jan. 4
Commodity prices, wholesale:						
All commodities.....1947-49=100.....		*116.3	118.1	118.2	118.4	118.4
Farm products.....do.....		*88.9	91.8	92.7	93.9	93.1
Foods, processed.....do.....		*103.1	107.0	107.2	107.5	108.0
All other.....do.....		*124.7	125.8	125.8	125.8	125.8
22 commodities 2/.....do.....	**92.6	**92.5	84.9	84.7	84.7	84.3
Department store sales.....do.....	112	93	266	274	147
Insured unemployment, total.....thous.....	1,564	1,833	2,110	2,085
State programs.....do.....	1,450	1,702	1,941	1,922
Finance:						
Currency in circulation 3/.....mil. of dol..	31,992	31,829	31,827	31,973	32,089	31,959
Federal Reserve bank credit outstanding, total 3/.....do.....	27,842	27,524	25,617	26,218	26,687	26,623
Member bank reserve balances 3/.....do.....	19,790	19,856	19,027	19,483	19,666	19,707
Excess reserves, estimated 3/.....do.....	704	746	432	636	714	724
Federal Reserve reporting member banks in leading cities: 4/						
Demand deposits, adjusted.....mil. of dol..	58,214	57,629	56,710	56,651	56,169
Time deposits, except U. S. Government.....do.....	22,086	22,088	23,943	23,970	24,140
Loans and investments (adjusted), total.....do.....	87,925	87,634	87,390	88,578	88,502
U. S. Government obligations.....do.....	26,654	26,774	25,630	26,010	26,087
Commercial, industrial, and agr. loans (gross).....do.....	31,313	31,137	31,819	32,305	32,313
Real-estate loans (gross).....do.....	8,852	8,839	8,779	8,780	8,772
Failures, industrial and commercial.....number..	174	222	269	276	166	203
Bond yields, domestic corporate (Moody's) 3/.....percent..	4.02	4.06	4.36	4.29	4.26	4.21
Stock prices, 500 stocks (Stand. & Poor's) 4/...1941-43=10..	46.39	46.20	40.51	39.38	39.52	39.99
Industrials, 425 stocks.....do.....	49.76	49.48	43.53	42.19	42.36	42.86
Production:						
Bituminous coal 3/.....thous. of short tons..	1,728	1,854	1,488	1,563	1,144
Electric power, by utilities.....mil. of kw.-hr..	11,196	11,671	12,570	12,412	11,218
Passenger cars and trucks (Ward's).....number..	112,082	102,217	168,194	163,071	92,342	90,159
Petroleum (crude) and condensate 3/.....thous. of bbl..	7,392	7,417	6,884	6,915	6,940
Steel 5/.....thous. of short tons..	2,322	2,490	1,770	1,742	1,366	1,501
Percent of capacity 5/.....do.....	#94.3	97.3	69.2	68.1	53.4	58.6
Freight carloadings, total.....thous. of cars..	488	562	603	590	410
Miscellaneous.....do.....	268	299	307	292	210

1/ Data do not always cover calendar weeks. 2/ Tuesday prices. 3/ Daily average. 4/ Wednesday data. 5/ Week beginning January 6, 1958: Production, 1,548 thous. short tons; operating rate, 60.5 percent. * Monthly index for December 1956. ** Wednesday price. # Not comparable with subsequent rates, which are based on higher capacity.

MONTHLY BUSINESS STATISTICS

ITEM	1956		1957			
	October	November	August	September	October	November
GENERAL BUSINESS INDICATORS						
Manufacturers' sales:						
Value (unadjusted), total.....mil. of dol..	30,286	28,771	29,063	28,171	r29,532	27,497
Durable-goods industries, total 1/.....do.....	14,963	14,475	14,231	13,664	r14,386	13,594
Primary metal.....do.....	2,660	2,521	2,262	2,200	r2,336	2,100
Fabricated metal.....do.....	1,710	1,508	1,632	1,631	r1,688	1,462
Machinery (including electrical).....do.....	4,571	4,085	4,134	4,293	r4,406	4,001
Transportation equipment (incl. motor vehicles).....do.....	2,816	3,445	3,256	2,750	r3,003	3,497
Lumber and furniture.....do.....	1,180	1,039	1,031	995	r1,026	865
Stone, clay, and glass.....do.....	913	754	793	695	r761	639
Nondurable-goods industries, total 1/.....do.....	15,323	14,296	14,832	14,507	r15,146	13,903
Food and beverage.....do.....	4,605	4,264	4,499	4,493	4,660	4,314
Tobacco.....do.....	371	356	386	374	377	354
Textile.....do.....	1,391	1,192	1,137	1,104	r1,214	1,078
Paper.....do.....	959	895	952	932	r981	887
Chemical.....do.....	2,043	1,865	1,988	2,013	r2,086	1,860
Petroleum and coal.....do.....	2,711	2,799	2,920	2,719	r2,866	2,815
Rubber.....do.....	507	442	519	462	524
Value (adjusted), total.....do.....	28,696	28,480	28,638	28,215	r28,064	27,386
Durable-goods industries, total 1/.....do.....	14,393	14,294	14,297	14,132	r13,932	13,505
Primary metal.....do.....	2,551	2,531	2,362	2,182	r2,224	2,153
Fabricated metal.....do.....	1,548	1,487	1,520	1,547	r1,535	1,458
Machinery (including electrical).....do.....	4,230	4,189	4,281	4,314	r4,265	4,106
Transportation equipment (incl. motor vehicles).....do.....	3,067	3,234	3,448	3,407	r3,297	3,289
Lumber and furniture.....do.....	1,065	1,019	925	940	r930	860
Stone, clay, and glass.....do.....	776	741	708	668	r650	639
Nondurable-goods industries, total 1/.....do.....	14,303	14,186	14,341	14,083	r14,132	13,881
Food and beverage.....do.....	4,280	4,240	4,357	4,278	r4,331	4,314
Tobacco.....do.....	350	337	354	378	356	347
Textile.....do.....	1,172	1,109	1,072	1,040	r1,029	1,018
Paper.....do.....	895	888	915	932	r917	878
Chemical.....do.....	1,979	1,940	2,008	1,951	r2,002	1,945
Petroleum and coal.....do.....	2,727	2,763	2,920	2,803	r2,895	2,787
Rubber.....do.....	477	462	514	481	490

1/ Revised. 1/ Includes data for "other industries" not shown.

ITEM	1956		1957			
	October	November	August	September	October	November
GENERAL BUSINESS INDICATORS - Continued						
Manufacturers' inventories, end of month:						
Book value (unadjusted), total.....mil. of dol..	51,262	51,965	53,576	53,581	r53,734	53,633
Durable-goods industries, total <u>/</u>do....	29,850	30,346	31,225	31,306	r31,487	31,173
Primary metal.....do....	3,913	4,031	4,314	4,401	r4,488	4,427
Fabricated metal.....do....	3,002	3,062	3,151	3,061	r3,017	3,019
Machinery (including electrical).....do....	10,134	10,309	10,481	10,475	r10,390	10,407
Transportation equipment (incl. motor vehicles).....do....	7,573	7,659	7,713	7,843	r8,115	7,855
Lumber and furniture.....do....	1,816	1,843	1,853	1,832	r1,804	1,815
Stone, clay, and glass.....do....	1,079	1,110	1,186	1,201	r1,197	1,199
Nondurable-goods industries, total <u>/</u>do....	21,412	21,619	22,351	22,275	r22,247	22,460
Food and beverage.....do....	5,017	5,111	4,830	4,837	r4,929	5,046
Tobacco.....do....	1,856	1,895	1,923	1,940	r1,960	1,969
Textile.....do....	2,562	2,582	2,623	2,561	r2,515	2,548
Paper.....do....	1,301	1,325	1,415	1,396	r1,395	1,403
Chemical.....do....	3,487	3,539	3,679	3,641	r3,658	3,695
Petroleum and coal.....do....	3,300	3,252	3,587	3,705	r3,732	3,732
Rubber.....do....	1,002	1,014	1,010	1,031	r1,053
Book value (adjusted), total.....do....	51,751	52,210	54,203	54,166	r54,103	53,797
Durable-goods industries, total <u>/</u>do....	30,232	30,647	31,742	31,820	r31,754	31,380
Primary metal.....do....	3,824	3,891	4,326	4,344	r4,356	4,265
Fabricated metal.....do....	3,127	3,157	3,151	3,123	r3,143	3,112
Machinery (including electrical).....do....	10,294	10,404	10,609	10,658	r10,583	10,509
Transportation equipment (incl. motor vehicles).....do....	7,552	7,714	8,035	8,049	r7,979	7,825
Lumber and furniture.....do....	1,892	1,895	1,872	1,877	r1,880	1,866
Stone, clay, and glass.....do....	1,148	1,168	1,210	1,251	r1,273	1,262
Nondurable-goods industries, total <u>/</u>do....	21,519	21,563	22,461	22,346	r22,349	22,417
Food and beverage.....do....	4,809	4,814	4,805	4,684	r4,725	4,759
Tobacco.....do....	1,875	1,895	2,024	2,000	r1,980	1,969
Textile.....do....	2,676	2,674	2,649	2,631	r2,625	2,639
Paper.....do....	1,328	1,338	1,429	1,410	r1,423	1,417
Chemical.....do....	3,558	3,582	3,737	3,741	r3,732	3,739
Petroleum and coal.....do....	3,204	3,188	3,517	3,597	r3,623	3,659
Rubber.....do....	1,044	1,035	1,074	1,074	r1,097
Manufacturers' orders:						
New orders, net (unadjusted), total.....do....	29,454	29,428	27,568	26,371	r26,730	26,134
Durable-goods industries, total <u>/</u>do....	14,125	15,145	12,881	12,047	r11,788	12,279
Primary metal.....do....	2,449	2,614	2,063	2,039	r2,027	1,768
Fabricated metal.....do....	1,540	1,354	1,468	1,571	r1,517	1,222
Machinery (including electrical).....do....	4,407	4,366	3,905	3,812	r3,798	3,324
Transportation equipment (incl. motor vehicles).....do....	2,520	3,919	2,554	1,979	r1,776	3,441
Nondurable-goods industries, total.....do....	15,329	14,283	14,687	14,324	r14,942	13,855
New orders, net (adjusted), total.....do....	28,769	29,972	27,325	26,565	r26,226	26,182
Durable-goods industries, total <u>/</u>do....	14,312	15,776	13,160	12,519	r12,154	12,326
Primary metal.....do....	2,511	2,508	2,078	2,202	r2,081	1,696
Fabricated metal.....do....	1,481	1,472	1,372	1,496	r1,459	1,328
Machinery (including electrical).....do....	4,585	4,720	4,124	3,952	r3,943	3,602
Transportation equipment (incl. motor vehicles).....do....	2,619	4,184	2,884	2,300	r2,079	3,176
Nondurable-goods industries, total.....do....	14,457	14,196	14,165	14,046	r14,072	13,856
Unfilled orders, end of month (unadjusted), total.....do....	62,784	63,441	57,793	55,993	r53,191	51,828
Durable-goods industries, total <u>/</u>do....	59,649	60,319	54,796	53,179	r50,581	49,266
Primary metal.....do....	6,993	7,086	6,001	5,840	r5,531	5,199
Fabricated metal.....do....	4,554	4,400	4,150	4,090	r3,919	3,679
Machinery (including electrical).....do....	19,888	20,169	19,400	18,919	r18,311	17,634
Transportation equipment (incl. motor vehicles).....do....	23,234	23,708	20,421	19,650	r18,423	18,367
Nondurable-goods industries, total.....do....	3,135	3,122	2,997	2,814	r2,610	2,562
EMPLOYMENT						
Labor turnover in manufacturing establishments:						
Accession rate.....monthly rate per 100 employees..	4.2	3.0	3.2	3.3	r2.9	p2.1
Separation rate, total.....do....	3.5	3.3	4.0	4.4	4.0	p3.9
Discharge.....do....	.3	.3	.3	.2	.2	p.2
Lay-off.....do....	1.3	1.5	1.6	1.8	2.3	p2.6
Quit.....do....	1.7	1.3	1.9	2.2	1.3	p.9
Military and miscellaneous.....do....	.2	.2	.3	.2	.2	p.2
FINANCE						
Consumer credit (short- and intermediate-term):						
Total outstanding, end of month.....mil. of dol..	40,332	40,831	43,133	43,270	43,274	43,530
Installment credit, total.....do....	30,985	31,240	33,303	33,415	33,504	33,596
Installment credit extended and repaid:						
Unadjusted: Extended, total.....do....	3,451	3,449	3,704	3,388	3,545	3,439
Repaid, total.....do....	3,307	3,194	3,369	3,276	3,456	3,347
Adjusted: Extended, total.....do....	3,379	3,512	3,590	3,544	3,541	3,558
Repaid, total.....do....	3,171	3,191	3,342	3,420	3,358	3,395
TRANSPORTATION AND COMMUNICATIONS						
Operations on scheduled airlines:						
Miles flown, revenue.....thousands..	55,165	51,671	r63,562	60,708	61,398
Express and freight ton-miles flown.....do....	25,111	22,803	23,651	23,008	24,081
Mail ton-miles flown.....do....	7,892	7,522	r7,749	7,220	8,215
Passengers originated, revenue.....do....	3,421	3,040	r3,741	3,446	3,483
Passenger-miles flown, revenue.....millions..	1,879	1,656	2,349	2,100	2,015

r/ Revised, p/ Preliminary. / Includes data for "other industries" not shown.

ITEM	1956		1957			
	November	December	September	October	November	December
COMMODITY PRICES						
Prices received and paid by farmers:						
Prices received, all farm products.....1910-14=100..	234	235	245	240	242	242
Crops.....do.....	237	237	228	224	224	218
Commercial vegetables, fresh market.....do.....	266	263	221	221	241	240
Cotton.....do.....	270	262	279	273	263	239
Feed grains and hay.....do.....	182	185	163	156	152	152
Food grains.....do.....	232	234	217	219	221	221
Fruit.....do.....	207	205	193	187	187	180
Oil-bearing crops.....do.....	262	264	244	231	235	237
Potatoes (including dry edible beans).....do.....	154	155	159	154	164	171
Tobacco.....do.....	443	461	484	483	473	466
Livestock and products.....do.....	230	233	259	254	258	264
Dairy products.....do.....	279	274	269	277	279	275
Meat animals.....do.....	231	239	291	274	278	294
Poultry and eggs.....do.....	163	165	174	180	188	185
Wool.....do.....	253	260	290	279	267	261
Prices paid:						
All commodities and services.....do.....	267	268	273	273	275	276
Family living items.....do.....	281	283	287	286	289	288
Production items.....do.....	252	252	258	258	260	262
All commod., services, int., taxes, and wage rates.....do.....	289	290	296	296	298	299
Parity ratio.....do.....	81	81	83	81	81	81
CONSTRUCTION AND REAL ESTATE						
New construction (unadjusted), total.....mil. of dol..	3,964	3,544	r4,569	r4,495	r4,112	3,667
Private, total.....do.....	2,922	2,654	r3,100	r3,059	r2,942	2,705
Residential (nonfarm).....do.....	1,521	1,362	r1,561	r1,535	r1,484	1,345
New dwelling units.....do.....	1,140	1,045	1,140	r1,130	r1,090	1,005
Additions and alterations.....do.....	339	277	r374	r357	r343	290
Nonresidential building, total <u>1/</u>do.....	804	772	802	806	802	764
Industrial.....do.....	276	274	260	256	251	248
Commercial.....do.....	329	305	322	332	332	305
Farm construction.....do.....	111	97	159	133	114	100
Public utilities.....do.....	475	413	560	570	528	483
Public, total.....do.....	1,042	890	r1,469	r1,436	r1,170	962
Nonresidential building.....do.....	344	324	r416	r406	r364	342
Military facilities.....do.....	117	98	134	132	r107	88
Highway.....do.....	326	239	580	r575	r410	275
Other types.....do.....	255	229	r339	r323	r289	257
New construction (seasonally adjusted), total.....do.....	3,894	3,904	r3,977	r4,064	r4,043	4,051
Private, total.....do.....	2,822	2,799	r2,790	r2,833	r2,843	2,854
Residential building.....do.....	1,468	1,460	r1,388	r1,414	r1,434	1,444
Nonresidential building, total <u>1/</u>do.....	760	764	757	761	758	755
Farm construction.....do.....	131	129	133	133	134	133
Public utility.....do.....	452	435	495	510	r503	508
Public, total.....do.....	1,072	1,105	r1,187	r1,231	r1,200	1,197
Nonresidential building.....do.....	358	365	r379	r388	r377	385
Highway.....do.....	341	369	392	r429	r427	423
Construction cost index:						
Department of Commerce composite.....1947-49=100..	134	134	138	138	138

r/ Revised. 1/ Except farm and public utility.
USCOMM-DC-12700

UNITED STATES
GOVERNMENT PRINTING OFFICE
DIVISION OF PUBLIC DOCUMENTS
WASHINGTON 25, D. C.

OFFICIAL BUSINESS
FIRST CLASS

PENALTY FOR PRIVATE USE TO AVOID
PAYMENT OF POSTAGE, \$300

WEEKLY SUPPLEMENT
SURVEY OF CURRENT BUSINESS