



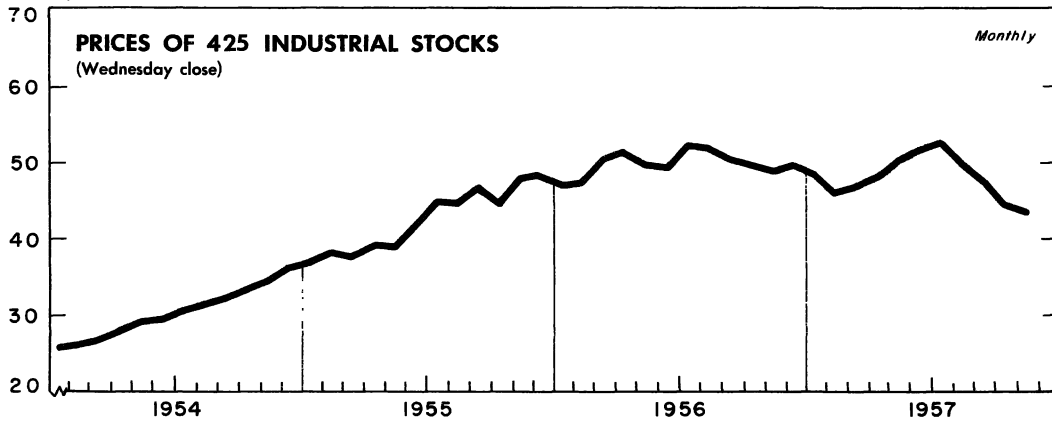
# BUSINESS STATISTICS

A WEEKLY SUPPLEMENT TO THE SURVEY OF CURRENT BUSINESS

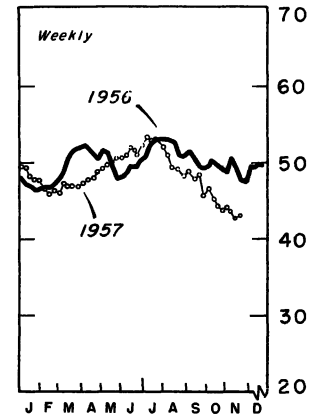
Available only with subscription to the SURVEY OF CURRENT BUSINESS, at \$4.00 annually, this Supplement provides selected weekly and monthly data subsequent to those published in the latest monthly SURVEY

## SELECTED BUSINESS INDICATORS

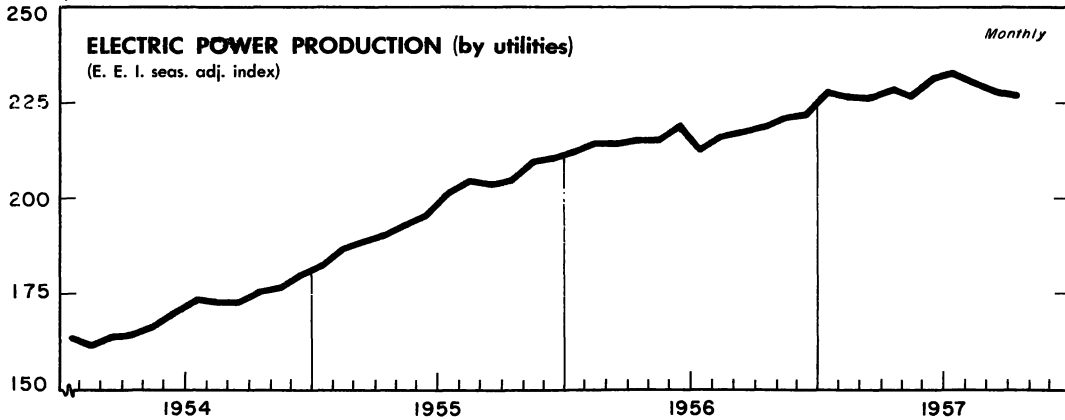
INDEX, 1941-43 = 10



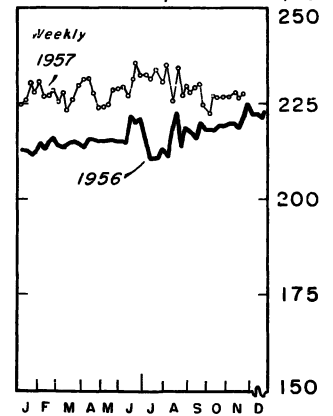
INDEX, 1941-43 = 10



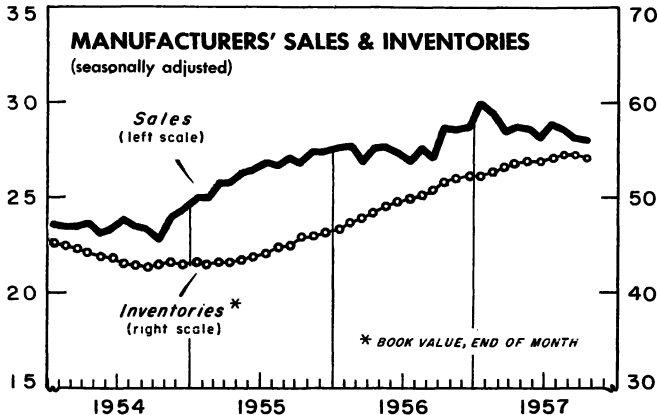
INDEX, 1947-49 = 100



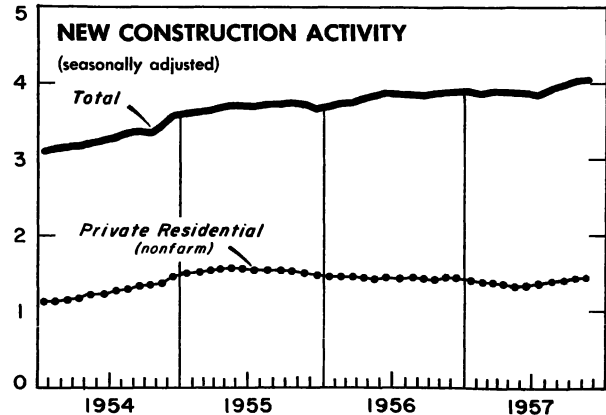
INDEX, 1947-49 = 100



BILLION DOLLARS BILLION DOLLARS



BILLION DOLLARS



WEEKLY BUSINESS STATISTICS<sup>1</sup>

ITEM	1956		1957			
	Nov. 24	Dec. 1	Nov. 9	Nov. 16	Nov. 23	Nov. 30
<b>Commodity prices, wholesale:</b>						
All commodities.....1947-49=100..		*115.9	117.5	117.8	117.8	117.8
Farm products.....do.....		*87.9	90.5	91.8	92.1	91.7
Foods, processed.....do.....		*103.6	105.1	106.3	105.7	106.1
All other.....do.....		*124.2	125.6	125.6	125.6	125.6
22 commodities <u>2/</u> .....do.....	93.0	93.8	**84.4	84.1	84.9	84.4
Department store sales.....do.....	149	197	135	142	155	.....
Insured unemployment, total.....thous..	1,163	1,219	1,455	1,594	.....	.....
State programs.....do.....	1,065	1,116	1,330	1,463	.....	.....
<b>Finance:</b>						
Currency in circulation <u>3/</u> .....mil. of dol..	31,269	31,355	31,114	31,287	31,336	31,431
Federal Reserve bank credit outstanding, total <u>3/</u> .....do....	26,266	26,374	25,225	25,424	25,489	25,325
Member bank reserve balances <u>3/</u> .....do.....	19,311	19,375	18,963	18,911	18,987	18,907
Excess reserves, estimated <u>3/</u> .....do.....	610	621	430	526	528	442
Federal Reserve reporting member banks in leading cities: <u>4/</u>						
Demand deposits, adjusted.....mil. of dol..	55,900	56,632	54,800	55,025	55,110	.....
Time deposits, except U. S. Government.....do.....	21,764	21,761	23,943	23,795	23,721	.....
Loans and investments (adjusted), total.....do.....	86,431	86,207	86,277	86,103	86,332	.....
U. S. Government obligations.....do.....	26,254	26,141	24,959	24,785	24,938	.....
Commercial, industrial, and agr. loans (gross).....do....	30,449	30,407	31,751	31,836	31,794	.....
Real-estate loans (gross).....do.....	8,860	8,855	8,751	8,776	8,777	.....
Failures, industrial and commercial.....number..	207	254	266	306	308	235
Bond yields, domestic corporate (Moody's) <u>3/</u> .....percent..	3.92	3.95	4.51	4.50	4.49	4.47
Stock prices, 500 stocks (Stand. & Poor's) <u>4/</u> ...1941-43=100..	44.67	44.43	40.43	39.55	39.92	41.25
Industrials, 425 stocks.....do.....	47.65	47.39	43.56	42.51	42.93	44.41
<b>Production:</b>						
Bituminous coal <u>3/</u> .....thous. of short tons..	1,814	1,812	1,567	1,588	1,553	.....
Electric power, by utilities.....mil. of kw.-hr..	11,439	12,075	11,914	11,953	12,136	.....
Passenger cars and trucks (Ward's).....number..	136,245	185,038	159,385	164,568	175,450	137,564
Petroleum (crude) and condensate <u>3/</u> .....thous. of bbl..	7,195	7,133	6,796	6,831	6,832	.....
Steel <u>5/</u> .....thous. of short tons..	2,463	2,489	1,996	1,990	1,945	1,846
Percent of capacity <u>5/</u> .....do.....	#100.1	#101.1	78.0	77.7	76.0	72.1
Freight car loadings, total.....thous. of cars..	651	752	675	647	633	.....
Miscellaneous.....do.....	327	375	338	328	323	.....

<sup>1/</sup> Data do not always cover calendar weeks. <sup>2/</sup> Tuesday prices. <sup>3/</sup> Daily average. <sup>4/</sup> Wednesday data. <sup>5/</sup> Week beginning December 2, 1957: Production, 1,843 thous. short tons; operating rate, 72.0 percent. \* Monthly index for November 1956. \*\* Wednesday price. # Not comparable with 1957 rates, which are based on higher capacity.

MONTHLY BUSINESS STATISTICS

ITEM	1956		1957			
	September	October	July	August	September	October
<b>GENERAL BUSINESS INDICATORS</b>						
<b>Manufacturers' sales:</b>						
Value (unadjusted), total.....mil. of dol..	27,478	30,286	27,196	29,063	r28,171	29,446
Durable-goods industries, total <u>1/</u> .....do.....	13,351	14,963	13,336	14,231	r13,664	14,409
Primary metal.....do.....	2,389	2,660	2,068	2,262	r2,200	2,341
Fabricated metal.....do.....	1,514	1,710	1,491	1,632	r1,631	1,693
Machinery (including electrical).....do.....	4,081	4,371	3,970	4,134	r4,293	4,419
Transportation equipment (incl. motor vehicles).....do....	2,260	2,816	3,193	3,256	r2,750	2,997
Lumber and furniture.....do.....	1,197	1,180	868	1,031	r995	1,023
Stone, clay, and glass.....do.....	767	913	721	793	r695	757
Nondurable-goods industries, total <u>1/</u> .....do....	14,127	15,323	13,860	14,832	r14,507	15,037
Food and beverage.....do.....	4,323	4,605	4,362	4,499	r4,493	4,617
Tobacco.....do.....	325	371	398	386	r374	377
Textile.....do.....	1,215	1,391	939	1,137	r1,104	1,184
Paper.....do.....	855	959	833	932	r932	987
Chemical.....do.....	1,987	2,043	1,848	1,988	r2,013	2,066
Petroleum and coal.....do.....	2,558	2,711	2,931	2,920	r2,719	2,851
Rubber.....do.....	440	507	509	519	462	.....
Value (adjusted), total.....do.....	27,146	28,696	29,030	28,638	r28,215	28,003
Durable-goods industries, total <u>1/</u> .....do.....	13,449	14,393	14,573	14,297	r14,132	13,943
Primary metal.....do.....	2,334	2,551	2,447	2,362	r2,182	2,220
Fabricated metal.....do.....	1,440	1,548	1,605	1,520	r1,547	1,539
Machinery (including electrical).....do.....	4,058	4,230	4,447	4,281	r4,314	4,275
Transportation equipment (incl. motor vehicles).....do....	2,696	3,067	3,251	3,448	r3,407	3,291
Lumber and furniture.....do.....	1,122	1,065	957	925	r940	928
Stone, clay, and glass.....do.....	727	776	736	708	r668	647
Nondurable-goods industries, total <u>1/</u> .....do....	13,697	14,303	14,457	14,341	r14,083	14,060
Food and beverage.....do.....	4,109	4,280	4,323	4,357	r4,278	4,296
Tobacco.....do.....	329	350	375	354	r378	356
Textile.....do.....	1,125	1,172	1,089	1,072	r1,040	1,003
Paper.....do.....	859	895	896	915	r932	922
Chemical.....do.....	1,875	1,979	2,008	2,008	r1,951	2,008
Petroleum and coal.....do.....	2,629	2,727	2,991	2,920	r2,803	2,880
Rubber.....do.....	461	477	514	514	481	.....

<sup>1/</sup> Revised. <sup>1/</sup> Includes data for "other industries" not shown.

ITEM	1956		1957			
	September	October	July	August	September	October
<b>GENERAL BUSINESS INDICATORS - Continued</b>						
<b>Manufacturers' inventories, end of month:</b>						
Book value (unadjusted), total.....mil. of dol..	50,480	51,262	53,762	53,576	r53,581	53,528
Durable-goods industries, total <u>1/</u> .....do....	29,154	29,850	31,450	31,225	r31,306	31,309
Primary metal.....do....	3,761	3,913	4,173	4,314	r4,401	4,475
Fabricated metal.....do....	2,942	3,002	3,240	3,151	r3,061	2,977
Machinery (including electrical).....do....	9,975	10,134	10,584	10,481	r10,475	10,424
Transportation equipment (incl. motor vehicles).....do....	7,195	7,573	7,781	7,713	r7,843	7,930
Lumber and furniture.....do....	1,827	1,816	1,871	1,853	r1,832	1,811
Stone, clay, and glass.....do....	1,084	1,079	1,239	1,186	r1,201	1,202
Nondurable-goods industries, total <u>1/</u> .....do....	21,326	21,412	22,312	22,351	r22,275	22,219
Food and beverage.....do....	4,988	5,017	4,629	4,830	r4,837	4,883
Tobacco.....do....	1,814	1,856	1,936	1,923	r1,940	1,960
Textile.....do....	2,577	2,562	2,678	2,623	r2,561	2,527
Paper.....do....	1,307	1,301	1,430	1,415	r1,396	1,400
Chemical.....do....	3,414	3,487	3,716	3,679	r3,641	3,644
Petroleum and coal.....do....	3,264	3,300	3,529	3,587	r3,705	3,725
Rubber.....do....	996	1,002	1,024	1,010	1,031	.....
Book value (adjusted), total.....do....	50,842	51,751	54,093	54,203	r54,166	54,072
Durable-goods industries, total <u>1/</u> .....do....	29,451	30,232	31,696	31,742	r31,820	31,744
Primary metal.....do....	3,687	3,824	4,245	4,326	r4,344	4,344
Fabricated metal.....do....	3,002	3,127	3,146	3,151	r3,123	3,101
Machinery (including electrical).....do....	10,089	10,294	10,622	10,609	r10,658	10,619
Transportation equipment (incl. motor vehicles).....do....	7,280	7,552	8,038	8,035	r8,049	7,959
Lumber and furniture.....do....	1,870	1,892	1,857	1,872	r1,877	1,887
Stone, clay, and glass.....do....	1,129	1,148	1,239	1,210	r1,251	1,279
Nondurable-goods industries, total <u>1/</u> .....do....	21,391	21,519	22,397	22,461	r22,346	22,328
Food and beverage.....do....	4,831	4,809	4,804	4,805	r4,684	4,675
Tobacco.....do....	1,870	1,875	2,038	2,024	r2,000	1,980
Textile.....do....	2,648	2,676	2,642	2,649	r2,631	2,638
Paper.....do....	1,320	1,328	1,430	1,429	1,410	1,429
Chemical.....do....	3,504	3,558	3,728	3,737	r3,741	3,718
Petroleum and coal.....do....	3,169	3,204	3,494	3,510	r3,597	3,616
Rubber.....do....	1,038	1,044	1,045	1,074	1,074	.....
<b>Manufacturers' orders:</b>						
New orders, net (unadjusted), total.....do....	27,038	29,454	26,155	27,568	r26,371	26,883
Durable-goods industries, total <u>1/</u> .....do....	13,007	14,125	12,318	12,881	r12,047	12,123
Primary metal.....do....	2,140	2,449	1,938	2,063	r2,039	2,012
Fabricated metal.....do....	1,600	1,540	1,522	1,468	r1,571	1,574
Machinery (including electrical).....do....	4,019	4,407	3,904	3,905	r3,812	3,796
Transportation equipment (incl. motor vehicles).....do....	2,375	2,520	2,256	2,554	r1,979	2,078
Nondurable-goods industries, total.....do....	14,031	15,329	13,837	14,687	r14,324	14,760
New orders, net (adjusted), total.....do....	26,767	28,769	27,276	27,325	r26,565	26,282
Durable-goods industries, total <u>1/</u> .....do....	13,042	14,312	13,005	13,160	r12,519	12,350
Primary metal.....do....	2,341	2,511	2,241	2,078	r2,202	2,065
Fabricated metal.....do....	1,524	1,481	1,522	1,372	r1,496	1,513
Machinery (including electrical).....do....	4,104	4,585	4,065	4,124	r3,952	3,939
Transportation equipment (incl. motor vehicles).....do....	2,284	2,619	2,396	2,884	r2,300	2,248
Nondurable-goods industries, total.....do....	13,725	14,457	14,271	14,165	r14,046	13,932
Unfilled orders, end of month (unadjusted), total.....do....	63,616	62,784	59,288	57,793	r55,993	53,430
Durable-goods industries, total <u>1/</u> .....do....	60,487	59,649	56,146	54,796	r53,179	50,893
Primary metal.....do....	7,204	6,993	6,200	6,001	r5,840	5,511
Fabricated metal.....do....	4,724	4,554	4,314	4,150	r4,090	3,971
Machinery (including electrical).....do....	19,852	19,888	19,629	19,400	r18,919	18,296
Transportation equipment (incl. motor vehicles).....do....	23,530	23,234	21,123	20,421	r19,650	18,731
Nondurable-goods industries, total.....do....	3,129	3,135	3,142	2,997	r2,814	2,537
<b>FINANCE</b>						
Bank debits, total (344 centers).....mil. of dol..	167,154	193,140	200,559	190,539	189,297	204,168
New York City.....do....	61,223	70,794	74,509	68,409	70,953	77,431
6 other centers.....do....	34,057	40,148	41,711	40,194	39,095	41,761
<b>Consumer credit (short- and intermediate-term):</b>						
Total outstanding, end of month.....do....	40,074	40,196	42,365	42,881	43,011	43,028
Installment credit, total.....do....	30,707	30,811	32,699	33,045	33,159	33,244
Installment credit extended and repaid:						
Unadjusted:						
Extended, total.....do....	2,981	3,382	3,797	3,682	3,358	3,511
Repaid, total.....do....	2,918	3,278	3,442	3,336	3,244	3,426
Adjusted:						
Extended, total.....do....	3,153	3,363	3,539	3,614	3,564	3,511
Repaid, total.....do....	3,085	3,182	3,350	3,344	3,432	3,328
<b>RUBBER AND RUBBER PRODUCTS</b>						
<b>Natural rubber:</b>						
Consumption.....long tons..	44,095	52,082	39,789	44,932	r43,675	48,622
Stocks, end of month.....do....	98,069	94,508	98,871	99,093	r103,243	102,349
<b>Synthetic rubber:</b>						
Production.....do....	90,602	88,158	80,951	93,422	94,537	106,401
Consumption.....do....	69,076	81,866	69,044	79,272	r77,651	88,436
Stocks, end of month.....do....	200,793	197,788	163,648	161,688	r160,507	165,826

ITEM	1956		1957			
	October	November	August	September	October	November
<b>COMMODITY PRICES</b>						
Prices received and paid by farmers:						
Prices received, all farm products.....1910-14=100..	234	234	248	245	240	242
Crops.....do.....	231	237	233	228	224	224
Commercial vegetables, fresh market.....do.....	208	266	248	221	221	241
Cotton.....do.....	270	270	278	279	273	263
Feed grains and hay.....do.....	178	182	169	163	156	152
Food grains.....do.....	225	232	217	217	219	221
Fruit.....do.....	221	207	200	193	187	187
Oil-bearing crops.....do.....	249	262	252	244	231	235
Potatoes (including dry edible beans).....do.....	143	154	172	159	154	164
Tobacco.....do.....	453	443	469	484	483	473
Livestock and products.....do.....	236	230	260	259	254	258
Dairy products.....do.....	274	279	260	269	277	279
Meat animals.....do.....	243	231	301	291	274	278
Poultry and eggs.....do.....	167	163	167	174	180	188
Wool.....do.....	249	253	305	290	279	267
Prices paid:						
All commodities and services.....do.....	265	267	273	273	273	275
Family living items.....do.....	279	281	287	287	286	289
Production items.....do.....	250	252	257	258	258	260
All commod., services, int., taxes, and wage rates.....do.....	288	289	295	296	296	298
Parity ratio.....do.....	81	81	84	83	81	81
<b>CONSTRUCTION AND REAL ESTATE</b>						
New construction (unadjusted), total.....mil. of dol..	4,302	3,964	r4,561	r4,567	r4,467	4,114
Private, total.....do.....	3,003	2,922	r3,124	r3,104	r3,057	2,950
Residential (nonfarm).....do.....	1,580	1,521	1,571	1,565	r1,528	1,474
New dwelling units.....do.....	1,195	1,140	1,140	1,140	r1,125	1,085
Additions and alterations.....do.....	344	339	387	378	r355	338
Nonresidential building, total <u>1</u> /.....do.....	797	804	805	802	r806	802
Industrial.....do.....	278	276	266	260	256	251
Commercial.....do.....	320	329	319	322	332	332
Farm construction.....do.....	130	111	173	159	133	114
Public utilities.....do.....	484	475	r556	r560	r570	539
Public, total.....do.....	1,299	1,042	1,437	1,463	r1,410	1,164
Nonresidential building.....do.....	371	344	414	413	403	361
Military facilities.....do.....	141	117	138	134	r132	110
Highway.....do.....	512	326	550	580	555	405
Other types.....do.....	275	255	335	336	r320	288
New construction (seasonally adjusted), total.....do.....	3,890	3,894	r3,942	r3,978	r4,041	4,045
Private, total.....do.....	2,778	2,822	r2,787	r2,794	r2,831	2,851
Residential building.....do.....	1,451	1,468	1,377	1,392	r1,407	1,424
Nonresidential building, total <u>1</u> /.....do.....	753	760	767	757	r761	758
Farm construction.....do.....	130	131	133	133	133	134
Public utility.....do.....	432	452	r493	r495	r510	513
Public, total.....do.....	1,112	1,072	1,155	1,184	r1,210	1,194
Nonresidential building.....do.....	356	358	372	377	385	374
Highway.....do.....	381	341	374	392	414	422
Construction cost index:						
Department of Commerce composite.....1947-49=100..	133	134	138	138	138	.....

r/ Revised. 1/ Except farm and public utility.  
USCOMM-DC-12663

UNITED STATES  
GOVERNMENT PRINTING OFFICE  
DIVISION OF PUBLIC DOCUMENTS  
WASHINGTON 25, D. C.

OFFICIAL BUSINESS  
FIRST CLASS

PENALTY FOR PRIVATE USE TO AVOID  
PAYMENT OF POSTAGE, \$300

WEEKLY SUPPLEMENT  
SURVEY OF CURRENT BUSINESS