



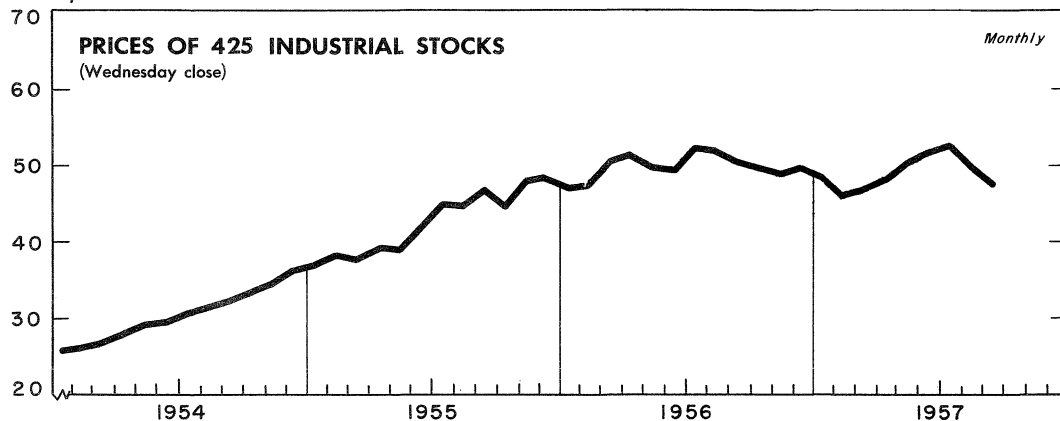
BUSINESS STATISTICS

A WEEKLY SUPPLEMENT TO THE SURVEY OF CURRENT BUSINESS

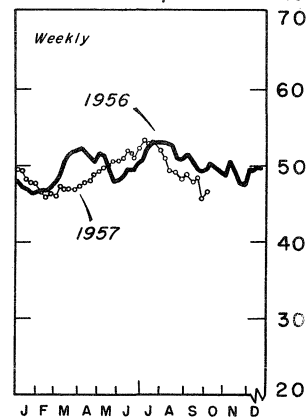
Available only with subscription to the SURVEY OF CURRENT BUSINESS, at \$4.00 annually, this Supplement provides selected weekly and monthly data subsequent to those published in the latest monthly SURVEY

SELECTED BUSINESS INDICATORS

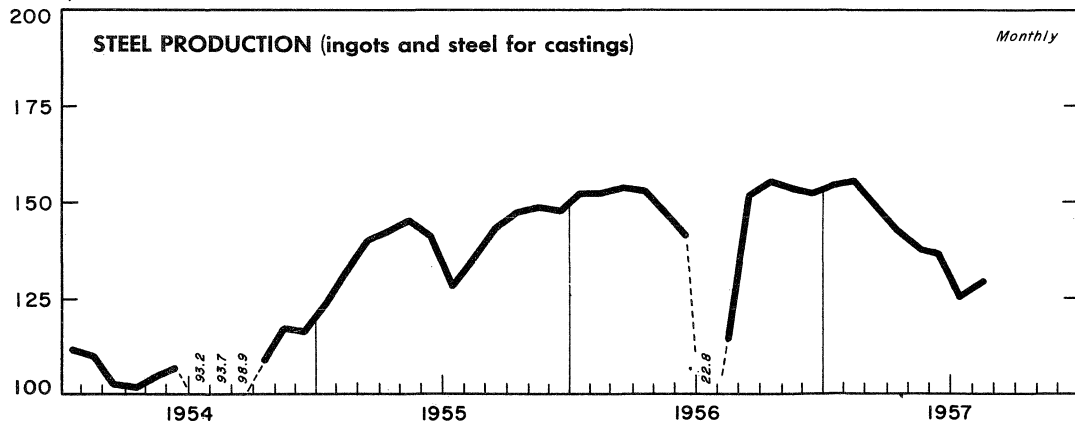
INDEX, 1941-43 = 10



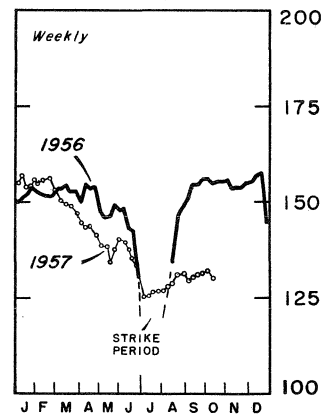
INDEX, 1941-43 = 10



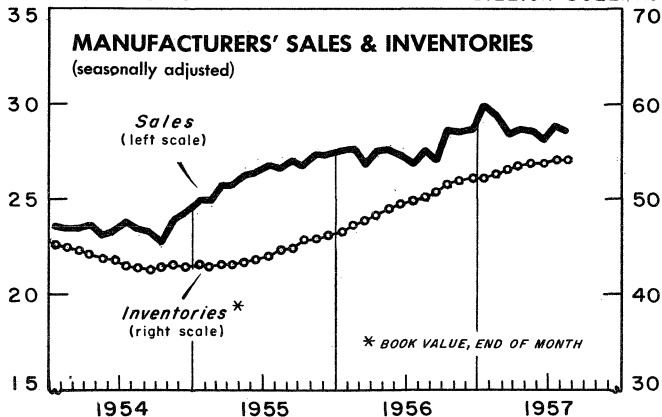
INDEX, 1947-49 = 100



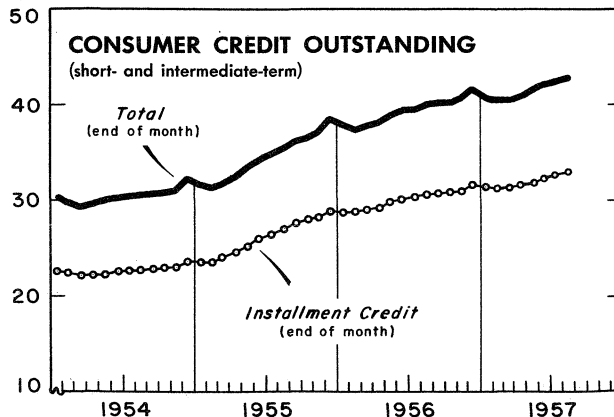
INDEX, 1947-49 = 100



BILLION DOLLARS



BILLION DOLLARS



WEEKLY BUSINESS STATISTICS¹

ITEM	1956		1957			
	Sept. 29	Oct. 6	Sept. 14	Sept. 21	Sept. 28	Oct. 5
Commodity prices, wholesale:						
All commodities.....1947-49=100..		*115.5	118.1	117.9	117.7	117.5
Farm products.....do.....		*90.1	92.5	91.0	90.3	90.5
Foods, processed.....do.....		*104.0	106.7	106.4	105.9	105.2
All other.....do.....		*123.1	125.8	125.8	125.7	125.6
22 commodities <u>2/</u>do.....	91.8	91.1	87.9	87.4	86.2	85.3
Department store sales.....do.....	130	127	131	126	130
Insured unemployment, total.....thous..	969	949	1,245	1,253
State programs.....do.....	901	874	1,149	1,162
Finance:						
Currency in circulation <u>3/</u>mil. of dol..	30,714	30,769	31,256	31,184	31,052	31,038
Federal Reserve bank credit outstanding, total <u>3/</u>do....	25,694	25,593	25,408	25,719	25,622	25,304
Member bank reserve balances <u>3/</u>do....	18,980	18,935	18,876	19,108	18,963	19,034
Excess reserves, estimated <u>3/</u>do....	503	479	607	686	581	393
Federal Reserve reporting member banks in leading cities: <u>4/</u>						
Demand deposits, adjusted.....mil. of dol..	55,574	54,915	55,671	55,094	54,786
Time deposits, except U. S. Government.....do....	22,026	22,040	23,745	23,763	23,832
Loans and investments (adjusted), total.....do....	85,677	85,655	86,581	87,052	86,509
U. S. Government obligations.....do....	26,096	25,979	24,762	24,747	24,508
Commercial, industrial, and agr. loans (gross).....do....	29,724	29,849	32,279	32,603	32,401
Real-estate loans (gross).....do....	8,810	8,794	8,708	8,718	8,726
Failures, industrial and commercial.....number..	251	253	237	287	278	261
Bond yields, domestic corporate (Moody's) <u>3/</u>percent..	3.78	3.79	4.42	4.44	4.45	4.45
Stock prices, 500 stocks (Stand. & Poor's) <u>4/</u>1941-43=10..	45.82	46.28	44.26	44.69	42.46	43.10
Industrials, 425 stocks.....do....	49.02	49.59	47.83	48.29	45.90	46.54
Production:						
Bituminous coal <u>3/</u>thous. of short tons..	1,744	1,733	1,683	1,678	1,700
Electric power, by utilities.....mil. of kw.-hr..	11,365	11,342	11,947	11,991	11,697
Passenger cars and trucks (Ward's).....number..	56,685	79,293	102,593	65,806	60,794	29,715
Petroleum (crude) and condensate <u>3/</u>thous. of bbl..	7,044	7,022	6,821	6,840	6,821
Steel <u>5/</u>thous. of short tons..	2,502	2,506	2,097	2,101	2,105	2,115
Percent of capacity <u>5/</u>	#101.6	#101.8	81.9	82.1	82.2	82.6
Freight carloadings, total.....thous. of cars..	832	815	741	725	739
Miscellaneous.....do....	403	391	353	348	352

^{1/} Data do not always cover calendar weeks. ^{2/} Tuesday prices. ^{3/} Daily average. ^{4/} Wednesday data. ^{5/} Week beginning October 7, 1957; Production, 2,088 thous. short tons; operating rate, 81.6 percent. * Monthly index for September 1956. # Not comparable with 1957 rates, which are based on higher capacity.

MONTHLY BUSINESS STATISTICS

ITEM	1956		1957			
	July	August	May	June	July	August
GENERAL BUSINESS INDICATORS						
Manufacturers' sales:						
Value (unadjusted), total.....mil. of dol..	24,339	28,221	29,116	28,278	r27,196	28,998
Durable-goods industries, total <u>1/</u>do....	11,432	13,696	14,833	14,590	r13,336	14,126
Primary metal.....do....	1,075	2,055	2,425	2,484	r2,068	2,232
Fabricated metal.....do....	1,302	1,614	1,585	1,552	r1,491	1,644
Machinery (including electrical).....do....	3,592	3,999	4,425	4,459	r3,970	4,088
Transportation equipment (incl. motor vehicles).....do....	2,715	2,741	3,496	3,187	r3,193	3,193
Lumber and furniture.....do....	1,028	1,241	975	1,027	r868	1,026
Stone, clay, and glass.....do....	705	848	799	763	r721	828
Nondurable-goods industries, total <u>1/</u>do....	12,907	14,525	14,283	13,688	r13,860	14,872
Food and beverage.....do....	4,038	4,339	4,394	4,291	r4,362	4,518
Tobacco.....do....	354	374	387	382	r398	379
Textile.....do....	952	1,212	1,031	1,022	r939	1,137
Paper.....do....	818	929	916	886	r833	943
Chemical.....do....	1,716	1,946	2,100	1,886	r1,848	2,033
Petroleum and coal.....do....	2,543	2,711	2,900	2,780	r2,931	2,895
Rubber.....do....	464	473	486	481	509
Value (adjusted), total.....do....	26,825	27,588	28,617	28,142	r29,030	28,571
Durable-goods industries, total <u>1/</u>do....	13,021	13,723	14,296	14,207	r14,573	14,184
Primary metal.....do....	1,431	2,263	2,263	2,289	r2,447	2,331
Fabricated metal.....do....	1,438	1,503	1,562	1,492	r1,605	1,532
Machinery (including electrical).....do....	4,146	4,143	4,354	4,259	r4,447	4,235
Transportation equipment (incl. motor vehicles).....do....	2,910	2,912	3,276	3,241	r3,251	3,380
Lumber and furniture.....do....	1,184	1,150	978	1,076	r957	921
Stone, clay, and glass.....do....	746	751	747	741	r736	739
Nondurable-goods industries, total <u>1/</u>do....	13,804	13,865	14,321	13,935	r14,457	14,387
Food and beverage.....do....	4,080	4,182	4,340	4,183	r4,323	4,375
Tobacco.....do....	351	328	352	382	r375	348
Textile.....do....	1,151	1,128	1,079	1,063	r1,089	1,074
Paper.....do....	899	891	907	877	r896	907
Chemical.....do....	1,887	1,931	1,996	1,894	r2,008	2,054
Petroleum and coal.....do....	2,646	2,671	2,959	2,780	r2,991	2,895
Rubber.....do....	468	467	481	458	514

ITEM	1956		1957			
	July	August	May	June	July	August
GENERAL BUSINESS INDICATORS - Continued						
Manufacturers' inventories, end of month:						
Book value (unadjusted), total.....mil. of dol..	49,850	49,882	53,985	54,043	r53,762	53,483
Durable-goods industries, total <u>1/</u>do....	28,902	28,722	31,873	31,749	r31,450	31,233
Primary metal.....do....	3,490	3,620	4,053	4,043	r4,173	4,307
Fabricated metal.....do....	2,986	2,938	3,272	3,292	r3,240	3,147
Machinery (including electrical).....do....	9,981	9,913	10,811	10,760	r10,584	10,471
Transportation equipment (incl. motor vehicles).....do....	7,007	6,902	7,969	7,899	r7,781	7,715
Lumber and furniture.....do....	1,895	1,862	1,904	1,877	r1,871	1,860
Stone, clay, and glass.....do....	1,142	1,112	1,265	1,267	r1,239	1,212
By stages of fabrication:						
Purchased materials.....bil. of dol..	8.4	8.3	8.4	8.5	8.5	8.5
Goods in process.....do....	11.9	11.9	13.5	13.3	13.2	13.2
Finished goods.....do....	8.6	8.5	10.0	9.9	r9.7	9.5
Nondurable-goods industries, total <u>1/</u>mil. of dol..	20,948	21,160	22,112	22,294	r22,312	22,250
Food and beverage.....do....	4,564	4,790	4,504	4,524	r4,629	4,746
Tobacco.....do....	1,762	1,801	2,027	1,981	r1,936	1,908
Textile.....do....	2,610	2,582	2,720	2,691	r2,678	2,624
Paper.....do....	1,289	1,304	1,453	1,442	r1,430	1,416
Chemical.....do....	3,457	3,438	3,716	3,744	r3,716	3,694
Petroleum and coal.....do....	3,126	3,183	3,346	3,451	r3,529	3,599
Rubber.....do....	994	984	1,065	1,058	1,024
By stages of fabrication:						
Purchased materials.....bil. of dol..	8.1	8.1	8.7	8.7	8.7	8.7
Goods in process.....do....	2.9	2.9	3.0	3.0	3.0	3.0
Finished goods.....do....	9.9	10.1	10.4	10.6	10.6	10.6
Book value (adjusted), total.....mil. of dol..	50,037	50,378	53,909	53,853	r54,093	54,142
Durable-goods industries, total <u>1/</u>do....	29,004	29,120	31,566	31,438	r31,696	31,760
Primary metal.....do....	3,529	3,632	4,192	4,207	r4,245	4,320
Fabricated metal.....do....	2,899	2,938	3,146	3,077	r3,146	3,147
Machinery (including electrical).....do....	9,978	10,008	10,624	10,601	r10,622	10,606
Transportation equipment (incl. motor vehicles).....do....	7,186	7,141	7,975	7,919	r8,038	8,038
Lumber and furniture.....do....	1,882	1,880	1,865	1,845	r1,857	1,879
Stone, clay, and glass.....do....	1,142	1,135	1,240	1,254	r1,239	1,237
By stages of fabrication:						
Purchased materials.....bil. of dol..	8.2	8.2	8.5	8.4	8.4	8.4
Goods in process.....do....	12.1	12.2	13.4	13.3	r13.5	13.5
Finished goods.....do....	8.7	8.8	9.6	9.7	r9.8	9.8
Nondurable-goods industries, total <u>1/</u>mil. of dol..	21,033	21,258	22,343	22,415	r22,397	22,382
Food and beverage.....do....	4,731	4,768	4,869	4,882	r4,804	4,729
Tobacco.....do....	1,855	1,896	2,047	2,064	r2,038	2,008
Textile.....do....	2,575	2,608	2,625	2,612	r2,642	2,650
Paper.....do....	1,289	1,317	1,453	1,442	r1,430	1,430
Chemical.....do....	3,468	3,475	3,729	3,692	r3,728	3,769
Petroleum and coal.....do....	3,095	3,121	3,380	3,486	r3,494	3,528
Rubber.....do....	1,014	1,047	1,024	1,027	1,045
By stages of fabrication:						
Purchased materials.....bil. of dol..	8.3	8.4	8.9	9.0	9.0	9.0
Goods in process.....do....	2.9	2.9	2.9	3.0	r2.9	3.0
Finished goods.....do....	9.8	9.9	10.5	10.5	10.5	10.4
Manufacturers' orders:						
New orders, net (unadjusted), total.....mil. of dol..	26,136	29,897	28,328	27,538	r26,155	27,477
Durable-goods industries, total <u>1/</u>do....	13,155	15,470	13,949	13,716	r12,318	12,818
Primary metal.....do....	1,903	2,441	2,251	2,217	r1,938	2,018
Fabricated metal.....do....	1,348	1,640	1,638	1,427	r1,522	1,432
Machinery (including electrical).....do....	4,072	4,176	4,136	4,512	r3,904	3,982
Transportation equipment (incl. motor vehicles).....do....	2,943	3,888	3,181	2,609	r2,256	2,497
Nondurable-goods industries, total.....do....	12,981	14,427	14,379	13,822	r13,837	14,659
New orders, net (adjusted), total.....do....	27,700	31,078	28,433	27,055	r27,276	27,200
Durable-goods industries, total <u>1/</u>do....	14,087	17,342	14,115	13,249	r13,005	13,060
Primary metal.....do....	2,193	2,460	2,136	2,306	r2,241	2,033
Fabricated metal.....do....	1,390	1,491	1,689	1,486	r1,522	1,338
Machinery (including electrical).....do....	4,289	4,360	4,321	4,103	r4,065	4,203
Transportation equipment (incl. motor vehicles).....do....	3,237	5,981	3,198	2,544	r2,396	2,786
Nondurable-goods industries, total.....do....	13,613	13,736	14,318	13,806	r14,271	14,140
Unfilled orders, end of month (unadjusted), total.....do....	62,380	64,056	61,069	60,329	r59,288	57,767
Durable-goods industries, total <u>1/</u>do....	59,057	60,831	58,038	57,164	r56,146	54,838
Primary metal.....do....	7,067	7,453	6,597	6,330	r6,200	5,986
Fabricated metal.....do....	4,612	4,638	4,408	4,283	r4,314	4,102
Machinery (including electrical).....do....	19,737	19,914	19,642	19,695	r19,629	19,523
Transportation equipment (incl. motor vehicles).....do....	22,268	23,415	22,638	22,060	r21,123	20,427
Nondurable-goods industries, total.....do....	3,323	3,225	3,031	3,165	r3,142	2,929
FINANCE						
Consumer credit (short- and intermediate-term):						
Total outstanding, end of month.....mil. of dol..	39,478	39,878	41,707	42,245	42,365	42,881
Installment credit, total.....do....	30,297	30,644	31,901	32,344	32,699	33,045
Installment credit extended and repaid:						
Unadjusted:						
Extended, total.....do....	3,316	3,504	3,709	3,638	3,797	3,682
Repaid, total.....do....	3,103	3,157	3,340	3,195	3,442	3,336
Adjusted:						
Extended, total.....do....	3,293	3,350	3,485	3,412	3,539	3,614
Repaid, total.....do....	3,158	3,145	3,274	3,251	3,350	3,344

MONTHLY BUSINESS STATISTICS—Continued

ITEM	1956		1957			
	July	August	May	June	July	August
ELECTRIC POWER						
Electric power:						
Production, total.....mil. of kw.-hr..	55,229	58,576	58,909	58,990	61,191	62,649
Electric utilities.....do.....	49,451	52,194	51,699	52,053	54,348	55,449
Industrial establishments.....do.....	5,778	6,382	7,210	6,937	6,843	7,200
Sales to ultimate customers, total (Edison Electric Institute).....mil. of kw.-hr..	r43,092	44,503	45,353	45,613	46,349
Commercial and industrial:						
Small light and power.....do....	r7,801	8,005	7,440	7,935	8,586
Large light and power.....do....	r21,940	22,853	23,996	23,815	23,068
Railways and railroads.....do....	328	340	235	312	316
Residential or domestic.....do....	10,495	10,679	11,310	11,205	11,709
Rural (district rural rates).....do....	1,201	1,278	903	985	1,258
Street and highway lighting.....do....	335	359	370	348	357
Other public authorities.....do....	936	932	949	958	995
Interdepartmental.....do.....	57	57	51	56	60
Revenue from sales to ultimate customers (Edison Electric Institute).....thous. of dol..	r719,001	735,869	746,672	758,054	777,509
PAPER AND PRINTING						
Paper, excluding building paper, newsprint, and paperboard (American Paper and Pulp Association):						
Orders, new.....thous. of short tons..	827.2	863.8	r863.9	r818.5	806.0
Orders, unfilled, end of month.....do....	914.9	863.9	r685.4	r688.7	751.0
Production.....do.....	938.2	1,060.9	r1,007.5	r965.2	887.0
Shipments.....do.....	794.1	914.5	r859.5	r811.5	753.0
Stocks, end of month.....do.....	397.7	408.0	r504.9	r513.9	501.0
Fine paper:						
Orders, new.....do.....	119.1	125.7	155.4	r125.5	134.0
Orders, unfilled, end of month.....do....	143.8	134.8	77.5	r77.3	102.0
Production.....do.....	118.5	136.7	136.7	r125.1	125.0
Shipments.....do.....	119.2	139.6	150.2	r135.0	112.0
Stocks, end of month.....do.....	96.1	94.8	139.3	r133.2	125.0
Printing paper:						
Orders, new.....do.....	354.1	347.9	359.9	r345.2	327.0
Orders, unfilled, end of month.....do....	536.4	502.3	426.1	r423.9	445.0
Production.....do.....	331.2	370.8	352.7	r334.9	319.0
Shipments.....do.....	330.9	369.8	351.3	r334.6	316.0
Stocks, end of month.....do.....	159.4	160.4	r208.7	r209.0	212.0
Coarse paper:						
Orders, new.....do.....	300.4	335.7	r296.0	r297.2	299.0
Orders, unfilled, end of month.....do....	181.4	179.6	r137.6	r145.8	162.0
Production.....do.....	295.0	344.3	r309.4	r294.1	272.0
Shipments.....do.....	293.5	344.1	r304.0	r289.7	279.0
Stocks, end of month.....do.....	88.3	99.1	r103.9	r118.9	111.0
TRANSPORTATION EQUIPMENT						
Motor vehicles:						
Factory sales, total.....number..	522,018	503,276	639,886	591,039	579,951	r610,747
Coaches, total.....do.....	307	429	462	389	309	r315
Domestic.....do.....	220	397	309	332	302	281
Passenger cars, total.....do....	440,980	417,020	537,112	496,329	484,718	r521,282
Domestic.....do.....	429,813	410,164	522,759	484,840	474,635	513,290
Trucks, total.....do.....	80,731	85,827	102,312	94,321	94,924	r89,150
Domestic.....do.....	63,044	68,809	82,930	76,859	76,856	74,212

r/ Revised.
USCOMM-DC-12595

UNITED STATES
GOVERNMENT PRINTING OFFICE
DIVISION OF PUBLIC DOCUMENTS
WASHINGTON 25, D. C.

OFFICIAL BUSINESS
FIRST CLASS

PENALTY FOR PRIVATE USE TO AVOID
PAYMENT OF POSTAGE, \$300

WEEKLY SUPPLEMENT
SURVEY OF CURRENT BUSINESS