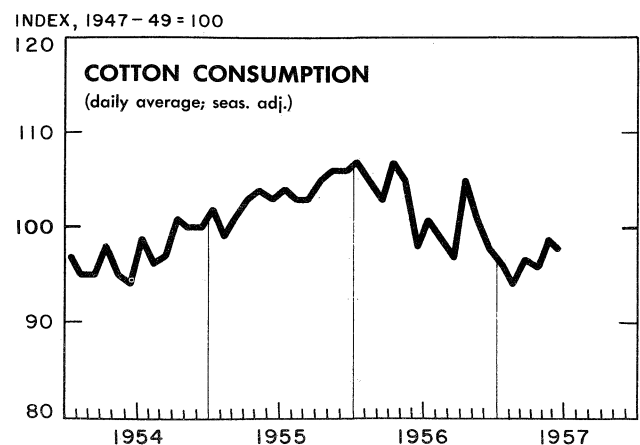
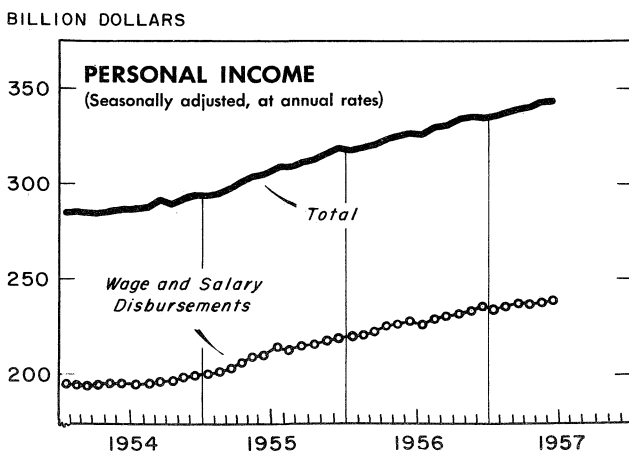
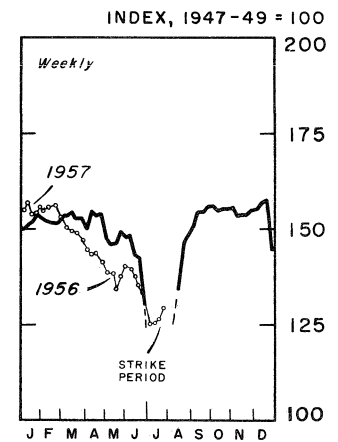
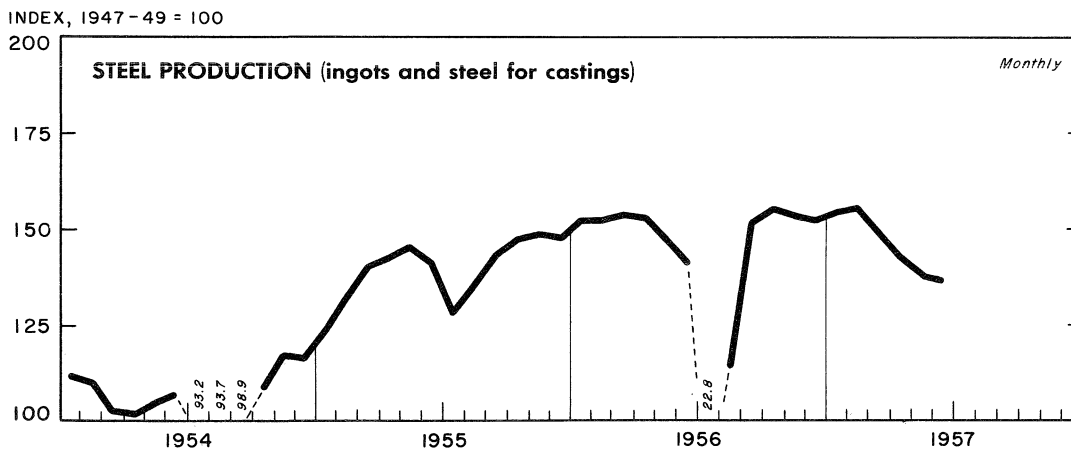
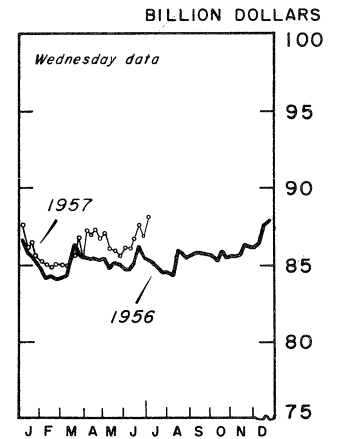
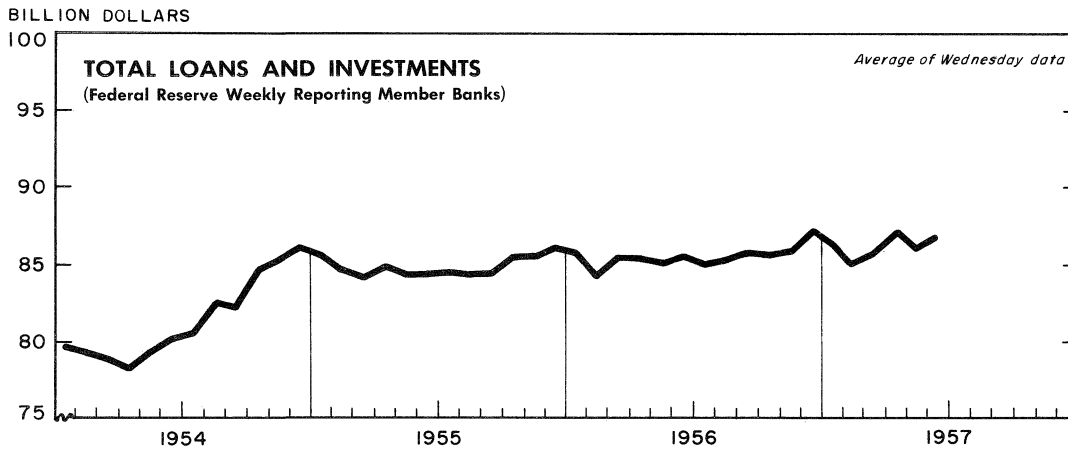


# BUSINESS STATISTICS

A WEEKLY SUPPLEMENT TO THE SURVEY OF CURRENT BUSINESS

Available only with subscription to the SURVEY OF CURRENT BUSINESS, at \$4.00 annually, this Supplement provides selected weekly and monthly data subsequent to those published in the latest monthly SURVEY

## SELECTED BUSINESS INDICATORS



WEEKLY BUSINESS STATISTICS<sup>1</sup>

ITEM	1956		1957			
	July 14	July 21	June 29	July 6	July 13	July 20
Commodity prices, wholesale:						
All commodities.....1947-49=100.....		*114.0			117.7	118.0
Farm products.....do.....		*90.0			91.5	92.7
Foods, processed.....do.....		*102.2			106.4	107.2
All other.....do.....		*121.4			125.4	125.4
22 commodities <u>2/</u> .....do.....	88.4	88.8	89.9	90.1	90.2	90.3
Department store sales.....do.....	99	96	107	94	104	
Insured unemployment, total.....thous.....	1,358	1,331	1,243	1,369		
State programs.....do.....	1,237	1,203	1,160	1,283		
Finance:						
Currency in circulation <u>3/</u> .....mil. of dol..	30,923	30,808	30,849	31,146	31,313	31,183
Federal Reserve bank credit outstanding, total <u>3/</u> .....do....	25,903	25,769	25,294	25,387	25,792	25,641
Member bank reserve balances <u>3/</u> .....do.....	19,040	18,869	19,171	18,865	19,308	19,200
Excess reserves, estimated <u>3/</u> .....do.....	755	629	568	346	563	515
Federal Reserve reporting member banks in leading cities: <u>4/</u>						
Demand deposits, adjusted.....mil. of dol..	55,346	55,774	55,729	54,307	54,750	
Time deposits, except U. S. Government.....do....	21,916	21,870	23,607	23,560	23,568	
Loans and investments (adjusted), total.....do....	85,132	84,905	86,972	88,204	87,581	
U. S. Government obligations.....do.....	26,349	26,264	24,917	26,310	26,020	
Commercial, industrial, and agr. loans (gross).....do....	28,734	28,657	32,525	32,310	32,186	
Real-estate loans (gross).....do.....	8,619	8,627	8,667	8,649	8,645	
Failures, industrial and commercial.....number..	251	223	271	190	256	266
Bond yields, domestic corporate (Moody's) <u>3/</u> .....percent..	3.49	3.49	4.21	4.24	4.23	4.25
Stock prices, 500 stocks (Stand. & Poor's) <u>4/</u> .....1941-43=10..	48.69	49.30	47.09	48.46	49.05	48.58
Industrials, 425 stocks.....do.....	52.20	52.93	50.92	52.49	53.15	52.61
Production:						
Bituminous coal <u>3/</u> .....thous. of short tons..	1,405	1,508	2,102	1,875	1,442	
Electric power, by utilities.....mil. of kw.-hr..	10,878	11,125	12,111	11,056	11,964	
Passenger cars and trucks (Ward's).....number..	133,773	135,122	150,000	87,733	134,553	139,915
Petroleum (crude) and condensate <u>3/</u> .....thous. of bbl..	7,084	7,111	7,190	6,952	6,882	
Steel <u>5/</u> .....thous. of short tons..	317	377	2,150	2,009	2,015	2,030
Percent of capacity <u>5/</u> .....do.....	#12.9	#15.3	84.0	78.5	78.7	79.3
Freight carloadings, total.....thous. of cars..	620	648	732	535	692	
Miscellaneous.....do.....	316	319	357	283	325	

<sup>1/</sup> Data do not always cover calendar weeks. <sup>2/</sup> Tuesday prices. <sup>3/</sup> Daily average. <sup>4/</sup> Wednesday data. <sup>5/</sup> Week beginning July 22, 1957: Production, 2,079 thous. short tons; operating rate, 81.2 percent. \*Monthly index for July 1956. #Not comparable with 1957 rates, which are based on higher capacity.

## MONTHLY BUSINESS STATISTICS

ITEM	1956		1957			
	May	June	March	April	May	June
GENERAL BUSINESS INDICATORS						
Industrial and commercial failures:						
Failures, total.....number..	1,164	1,105	1,336	1,175	1,200	1,084
Commercial service.....do.....	94	93	99	118	82	93
Construction.....do.....	132	163	205	172	181	164
Manufacturing and mining.....do....	245	183	239	190	205	179
Retail trade.....do.....	575	551	672	580	600	553
Wholesale trade.....do.....	118	115	121	115	132	95
Liabilities (current), total.....thous. of dol..	59,901	43,013	55,833	57,103	52,552	51,454
Commercial service.....do.....	3,619	3,588	3,833	3,878	4,728	3,551
Construction.....do.....	8,877	8,598	10,424	9,090	10,820	10,066
Manufacturing and mining.....do....	28,450	10,684	17,760	16,286	14,888	12,966
Retail trade.....do.....	13,242	12,812	17,816	15,994	15,686	17,715
Wholesale trade.....do.....	5,713	7,331	6,000	11,855	6,430	7,156
CONSTRUCTION AND REAL ESTATE						
Highway concrete pavement contract awards: <u>1/</u>						
Total.....thous. of sq. yd..	8,513	7,876	9,582	7,816	9,772	11,086
Airports.....do.....	1,084	720	3,023	1,172	2,284	1,917
Roads.....do.....	3,873	4,346	4,660	3,702	4,209	6,151
Streets and alleys.....do.....	3,557	2,810	1,899	2,941	3,279	3,017
Construction cost index (E. H. Boeckh and Associates):						
Average, 20 cities:						
Apartments, hotels, and office buildings:						
Brick and concrete.....U. S. avg. 1926-29=100..	276.8	278.0	283.5	284.3	286.3	288.3
Brick and steel.....do.....	272.5	273.7	278.8	279.1	280.7	282.7
Brick and wood.....do.....	275.4	276.1	278.4	278.9	280.3	281.7
Commercial and factory buildings:						
Brick and concrete.....do.....	285.3	286.6	292.4	293.5	295.9	297.8
Brick and steel.....do.....	282.2	283.5	291.6	292.3	294.4	296.4
Brick and wood.....do.....	273.8	274.6	278.2	278.7	280.2	281.6
Frame.....do.....	275.4	275.9	275.4	275.9	277.4	278.7
Steel.....do.....	266.2	267.5	278.7	279.1	280.4	282.6
Residences:						
Brick.....do.....	276.1	276.8	278.7	279.3	280.8	282.2
Frame.....do.....	269.9	270.4	270.9	271.3	272.6	273.9

<sup>1/</sup> Data for May 1956 and 1957 are for 5 weeks; other months, 4 weeks.

ITEM	1956		1957			
	May	June	March	April	May	June
<b>DOMESTIC TRADE</b>						
Television advertising:						
Cost of facilities, total.....thous. of dol..	40,610	38,243	43,653	r41,222	43,469	.....
Automotive, including accessories.....do....	5,425	4,642	4,470	3,929	4,310	.....
Drugs and toiletries.....do....	10,086	10,094	11,984	11,125	11,810	.....
Foods, soft drinks, confectionery.....do....	8,155	7,958	9,295	8,761	9,294	.....
Soaps, cleansers, etc.....do....	5,125	4,991	5,583	5,825	6,309	.....
Smoking materials.....do....	3,087	3,214	3,789	3,810	3,901	.....
Magazine advertising:						
Cost, total.....do....	72,961	59,946	67,898	81,439	73,441	.....
Apparel and accessories.....do....	5,510	3,365	4,904	6,206	5,544	.....
Automotive, including accessories.....do....	6,685	6,175	5,607	7,053	6,840	.....
Building materials.....do....	4,560	3,389	3,557	5,145	4,453	.....
Drugs and toiletries.....do....	6,111	5,909	6,002	7,028	6,332	.....
Foods, soft drinks, confectionery.....do....	7,847	7,179	8,883	9,058	7,681	.....
Beer, wine, liquors.....do....	3,149	2,714	3,117	3,696	3,054	.....
Household equipment and supplies.....do....	5,465	4,919	3,976	5,246	4,931	.....
Household furnishings.....do....	4,054	2,042	2,590	4,126	3,998	.....
Industrial materials.....do....	6,627	5,517	5,795	6,147	6,258	.....
Soaps, cleansers, etc.....do....	1,368	843	1,441	1,526	1,298	.....
Smoking materials.....do....	1,655	1,562	2,017	1,923	1,561	.....
<b>FINANCE</b>						
Federal Government finance:						
Receipts, total.....mil. of dol..	7,107	12,598	12,145	6,142	7,759	p12,779
Receipts, net.....do....	5,050	11,601	10,737	4,256	5,282	p11,648
Customs.....do....	63	57	66	65	64	p58
Income and employment taxes.....do....	5,780	11,255	10,887	4,799	6,403	p11,364
Miscellaneous internal revenue.....do....	1,014	967	1,063	1,008	1,146	p964
All other receipts.....do....	251	319	129	270	147	p392
Expenditures.....do....	5,467	6,937	5,584	5,987	5,944	p6,190
Interest on public debt.....do....	561	602	601	604	604	p646
All other expenditures.....do....	4,906	6,334	4,983	5,383	5,340	p5,544
Life Insurance (Institute of Life Insurance):						
Assets, total, all U. S. life insurance companies						
mil. of dol..	92,478	92,876	97,074	97,488	97,868	.....
Bonds (book value), domestic and foreign, total.....do....	48,212	48,279	49,564	49,767	49,899	.....
U. S. Government.....do....	7,986	7,921	7,427	7,430	7,340	.....
State, county, municipal (U. S.).....do....	2,140	2,148	2,251	2,264	2,290	.....
Public utility (U. S.).....do....	13,707	13,762	14,110	14,157	14,182	.....
Railroad (U. S.).....do....	3,850	3,854	3,840	3,838	3,843	.....
Industrial and miscellaneous (U. S.).....do....	18,002	18,059	19,204	19,314	19,442	.....
Stocks (book value), domestic and foreign, total.....do....	2,974	2,964	2,941	2,951	2,958	.....
Preferred (U. S.).....do....	1,725	1,726	1,628	1,629	1,630	.....
Common (U. S.).....do....	1,237	1,226	1,294	1,303	1,309	.....
Mortgage loans, total.....do....	30,991	31,284	33,672	33,840	34,022	.....
Nonfarm.....do....	28,612	28,884	31,179	31,334	31,498	.....
Real estate.....do....	2,646	2,673	2,683	2,907	2,948	.....
Policy loans and premium notes.....do....	3,385	3,409	3,575	3,606	3,633	.....
Cash.....do....	1,086	1,078	1,056	1,080	1,058	.....
Other assets.....do....	3,184	3,189	3,383	3,337	3,350	.....
Payments to policyholders and beneficiaries, estimated						
total.....mil. of dol..	r498.1	466.0	575.8	560.8	551.5	.....
Death benefits.....do....	212.3	185.8	223.8	228.1	233.6	.....
Matured endowments.....do....	55.9	52.6	68.5	63.5	63.2	.....
Disability payments.....do....	9.6	8.9	10.0	9.8	9.4	.....
Annuity payments.....do....	41.7	41.5	45.8	44.1	44.6	.....
Surrender values.....do....	86.4	81.0	108.3	110.6	108.7	.....
Policy dividends.....do....	r92.2	96.2	119.4	104.7	92.0	.....
<b>CHEMICALS AND ALLIED PRODUCTS</b>						
Organic chemicals:						
Acetic acid (synthetic and natural), prod.....thous. of lb..	44,221	46,410	41,136	32,738	38,895	.....
Acetic anhydride, production.....do....	77,102	74,232	76,985	64,305	61,546	.....
Acetylsalicylic acid (aspirin), production.....do....	1,453	1,731	1,208	1,570	1,473	.....
Alcohol, ethyl:						
Production.....thous. of proof gal..	45,901	43,755	35,429	33,631	33,444	.....
Stocks, total.....do....	35,364	38,165	29,418	28,051	26,510	.....
in industrial alcohol bonded warehouses.....do....	25,638	25,853	20,791	18,734	17,530	.....
in denaturing plants.....do....	9,726	12,311	8,626	9,317	8,980	.....
Used for denaturation.....do....	45,529	41,375	35,253	35,275	33,510	.....
Withdrawn tax-paid.....do....	858	1,033	834	736	1,044	.....
Alcohol, denatured:						
Production.....thous. of wine gal..	24,464	22,346	19,040	19,047	18,133	.....
Consumption (withdrawals).....do....	24,854	24,387	20,365	19,886	19,043	.....
Stocks.....do....	8,810	6,855	11,064	9,746	8,181	.....
Creosote oil, production.....thous. of gal..	10,165	11,400	9,796	10,414	11,052	.....
DDT, production.....thous. of lb..	13,712	12,100	11,522	11,766	12,880	.....
Ethyl acetate (85%), production.....do....	7,204	5,398	6,371	7,420	6,061	.....
Ethylene glycol, production.....do....	80,050	85,686	89,577	97,156	98,873	.....
Formaldehyde (37% HCHO), production.....do....	116,444	112,656	111,620	105,163	104,614	.....
Methanol, production:						
Natural (100%).....thous. of gal..	199	194	197	193	.....	.....
Synthetic (100%).....do....	17,814	19,386	18,701	16,647	16,329	.....
Phthalic anhydride, production.....thous. of lb..	24,507	22,919	27,080	30,226	31,444	.....

r/ Revised. p/ Preliminary.

ITEM	1956		1957			
	May	June	March	April	May	June
<b>CHEMICALS AND ALLIED PRODUCTS - Continued</b>						
Synthetic plastics and resin materials, production:						
Cellulose acetate and mixed ester plastics:						
Sheets, rods, and tubes.....thous. of lb..	3,481	4,055	4,253	3,823	3,658	.....
Molding and extrusion materials.....do....	7,458	7,254	8,289	7,168	7,672	.....
Nitrocellulose sheets, rods, and tubes.....do....	569	487	379	357	412	.....
Other cellulose plastics.....do....	489	407	500	528	466	.....
Phenolic and other tar acid resins.....do....	41,746	40,607	39,816	r35,442	39,251	.....
Polystyrene.....do....	50,480	44,023	51,041	r48,871	48,598	.....
Urea and melamine resins.....do....	23,455	25,083	25,910	r24,217	23,971	.....
Vinyl resins.....do....	63,977	54,796	70,419	r67,640	71,363	.....
Alkyd resins.....do....	31,968	29,643	31,879	r32,382	34,715	.....
Rosin modifications.....do....	11,493	10,544	9,951	10,508	11,749	.....
Polyester resins.....do....	7,289	6,212	8,618	8,961	8,525	.....
Polyethylene resins.....do....	47,010	45,634	56,587	51,793	56,170	.....
Miscellaneous.....do....	14,512	13,170	15,428	r15,710	15,118	.....
<b>METALS AND MANUFACTURES</b>						
Steel forgings (for sale):						
Orders, unfilled, total.....thous. of short tons..	551.3	539.6	517.0	496.9	479.2	.....
Shipments, total.....do....	150.6	143.4	145.8	139.0	135.3	.....
Drop and upset.....do....	112.0	103.4	107.9	103.4	100.8	.....
Pig iron:						
Production.....do....	r6,922	r6,435	7,247	6,871	6,945	6,660
Consumption.....do....	6,792	6,319	r6,894	r6,559	p6,565	.....
Stocks (consumers' and suppliers'), end of month.....do....	2,292	2,315	r2,439	r2,524	p2,670	.....
Aluminum shipments:						
Mill products and pig and ingot (net).....mil. of lb..	377.3	332.3	343.9	r338.9	342.8	.....
Mill products, total.....do....	264.3	240.6	229.8	r238.2	249.0	.....
Plate and sheet.....do....	r147.6	132.5	120.1	126.8	130.0	.....
<b>TEXTILE PRODUCTS</b>						
Cotton: <u>1</u> /						
Consumption.....bales..	713,289	809,814	690,627	807,979	672,756	649,700
Manufactures:						
Spindle activity (cotton system spindles):						
Active spindles, last working day, total.....thousands..	r20,800	r20,454	19,985	19,929	19,781	19,740
Consuming 100 percent cotton.....do....	r19,281	r18,918	18,457	18,365	18,246	18,174
Spindle hours operated, all fibers, total.....mil. of hr..	r9,803	r11,457	9,400	11,281	9,223	9,088
Average per working day.....do....	r490	458	470	451	461	454
Consuming 100 percent cotton.....do....	r9,143	r10,662	8,731	10,461	8,533	8,396
<b>TRANSPORTATION EQUIPMENT</b>						
Railway equipment, American Railway Car Institute:						
Freight cars:						
Shipments, total.....number..	6,723	5,607	9,772	8,961	8,902	8,568
Equipment manufacturers, total.....do....	4,549	3,318	5,611	5,198	5,202	4,820
Domestic.....do....	4,493	3,261	5,611	5,198	5,124	4,629
Railroad shops, domestic.....do....	2,174	2,289	4,161	3,763	3,700	3,748
Passenger cars, equipment manufacturers:						
Orders unfilled, end of month, total.....do....	740	758	826	825	789	738
Domestic.....do....	720	737	739	732	727	722
Shipments, total.....do....	53	40	6	11	41	65
Domestic.....do....	44	36	3	7	6	17

r/ Revised. p/ Preliminary. 1/ Data for June 1956 and April 1957 cover 5 weeks; other months, 4 weeks.

12,520 US COMM-DC

UNITED STATES  
GOVERNMENT PRINTING OFFICE  
DIVISION OF PUBLIC DOCUMENTS  
WASHINGTON 25, D. C.

PENALTY FOR PRIVATE USE TO AVOID  
PAYMENT OF POSTAGE, \$300

OFFICIAL BUSINESS  
FIRST CLASS

WEEKLY SUPPLEMENT  
SURVEY OF CURRENT BUSINESS