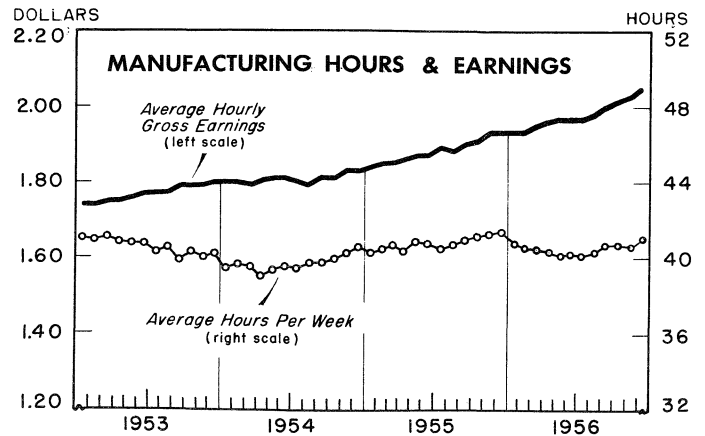
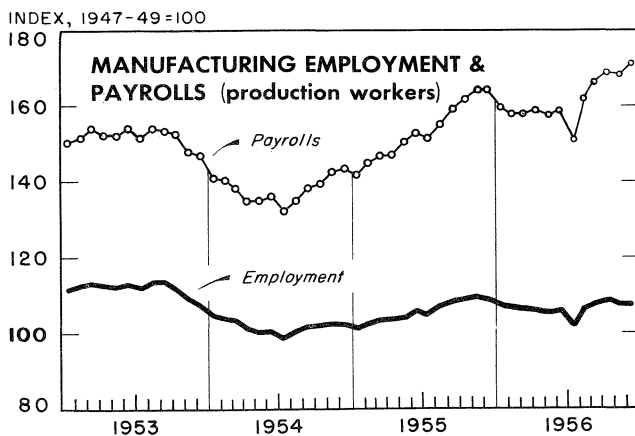
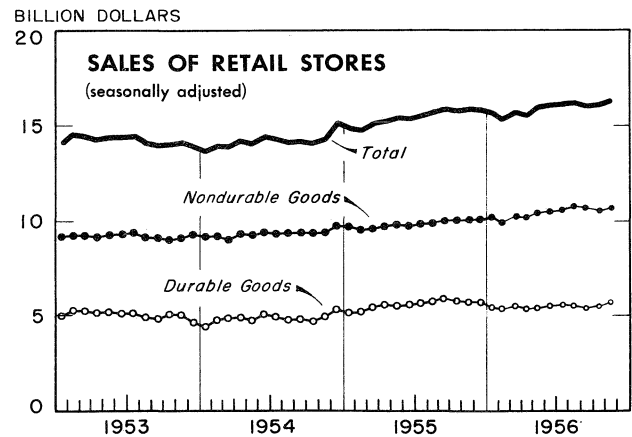
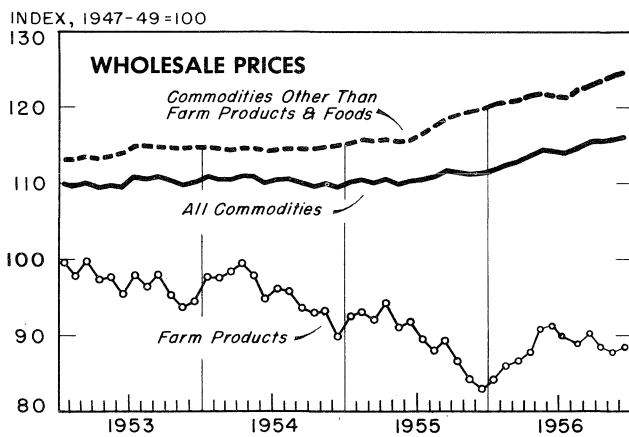
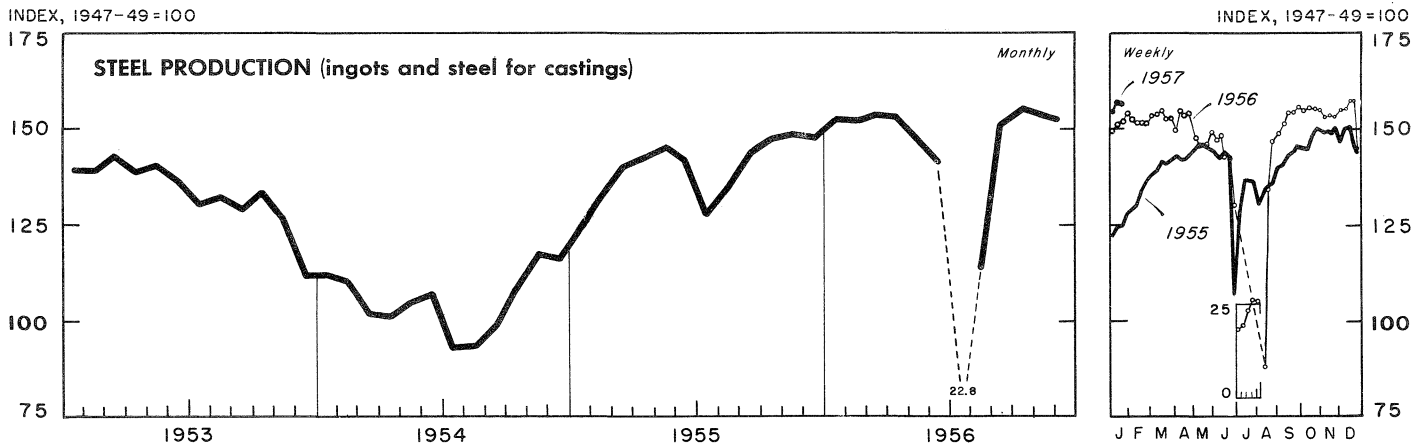


# BUSINESS STATISTICS

A WEEKLY SUPPLEMENT TO THE SURVEY OF CURRENT BUSINESS

Available only with subscription to the SURVEY OF CURRENT BUSINESS, at \$4.00 annually, this Supplement provides selected weekly and monthly data subsequent to those published in the latest monthly SURVEY

## SELECTED BUSINESS INDICATORS



WEEKLY BUSINESS STATISTICS<sup>1</sup>

| ITEM   | 1956    |         |         |         | 1957    |         |
|--|---------|---------|---------|---------|---------|---------|
|  | Jan. 7  | Jan. 14 | Dec. 22 | Dec. 29 | Jan. 5  | Jan. 12 |
| <b>Commodity prices, wholesale:</b>                                |         |         |         |         |         |         |
| All commodities.....1947-49=100.....                               |         | *111.9  |         |         | 116.3   | 116.4   |
| Farm products.....do.....  |         | *84.1   |         |         | 88.5    | 88.3    |
| Foods, processed.....do.....                                       |         | *98.3   |         |         | 103.7   | 103.5   |
| All other.....do.....  |         | *120.4  |         |         | 124.6   | 124.7   |
| 22 commodities 2/.....do.....                                      | 90.2    | 89.8    | 92.3    | **92.6  | **92.5  | 92.0    |
| Department store sales.....do.....                                 | 94      | 104     | 265     | 112     | 94      |         |
| Insured unemployment, total.....thous..                            | 1,575   | 1,578   | 1,292   | 1,564   |         |         |
| State programs.....do.....   | 1,441   | 1,441   | 1,186   | 1,450   |         |         |
| <b>Finance:</b>  |         |         |         |         |         |         |
| Currency in circulation 3/.....mil. of dol..                       | 31,153  | 30,914  | 31,835  | 31,992  | 31,829  | 31,479  |
| Federal Reserve bank credit outstanding, total 3/.....do....       | 26,936  | 26,375  | 27,223  | 27,842  | 27,524  | 26,809  |
| Member bank reserve balances 3/.....do....                         | 19,464  | 19,453  | 19,535  | 19,790  | 19,856  | 19,701  |
| Excess reserves, estimated 3/.....do....                           | 601     | 728     | 578     | 711     | 761     | 753     |
| <b>Federal Reserve reporting member banks in leading cities:4/</b> |         |         |         |         |         |         |
| Demand deposits, adjusted.....mil. of dol..                        | 58,384  | 58,421  | 58,148  | 58,214  | 57,677  |         |
| Time deposits, except U. S. Government.....do....                  | 21,639  | 21,583  | 21,956  | 22,086  | 22,077  |         |
| Loans and investments (adjusted), total.....do....                 | 86,513  | 85,710  | 87,704  | 87,925  | 87,639  |         |
| U. S. Government obligations.....do....                            | 29,957  | 29,686  | 26,578  | 26,654  | 26,774  |         |
| Commercial, industrial, and agr. loans (gross).....do....          | 26,673  | 26,396  | 31,266  | 31,313  | 31,135  |         |
| Real-estate loans (gross).....do....                               | 8,135   | 8,127   | 8,865   | 8,852   | 8,842   |         |
| Failures, industrial and commercial.....number..                   | 198     | 245     | 214     | 174     | 222     | 256     |
| Bond yields, domestic corporate (Moody's) 3/.....percent..         | 3.33    | 3.32    | 4.00    | 4.02    | 4.06    | 4.06    |
| Stock prices, 480 stocks (Stand.& Poor's) 4/..1935-39=100..        | 326.7   | 323.8   | 339.9   | 340.9   | 339.9   | 339.7   |
| Industrials, 420 stocks.....do....                                 | 376.9   | 372.8   | 398.0   | 399.3   | 397.3   | 395.6   |
| <b>Production:</b>   |         |         |         |         |         |         |
| Bituminous coal 3/.....thous. of short tons..                      | 1,854   | 1,773   | 1,863   | 1,020   | 1,492   |         |
| Electric power, by utilities.....mil. of kw.-hr..                  | 11,057  | 11,594  | 12,227  | 11,196  | 11,671  |         |
| Passenger cars and trucks (Ward's).....number..                    | 144,348 | 174,742 | 177,735 | 112,082 | 102,217 | 166,226 |
| Petroleum (crude) and condensate 3/.....thous. of bbl..            | 7,026   | 7,014   | 7,376   | 7,392   | 7,417   |         |
| Steel 5/.....thous. of short tons..                                | 2,403   | 2,428   | 2,525   | 2,322   | 2,490   | 2,519   |
| Percent of capacity 5/.....do....                                  | #97.6   | #98.6   | #102.6  | #94.3   | 97.3    | 98.4    |
| Freight car loadings, total 2/.....thous. of cars..                | 611     | 710     | 698     | 488     | 562     |         |
| Miscellaneous.....do....   | 316     | 364     | 354     | 268     | 299     |         |

1/ Data do not always cover calendar weeks. 2/ Tuesday prices. 3/ Daily average. 4/ Wednesday data. 5/ Week beginning January 14, 1957: Production, 2,517 thous. short tons; operating rate, 98.3 percent. \* Monthly index for January 1956. \*\* Wednesday price. # Not comparable with 1957 rates, which are based on higher capacity.

MONTHLY BUSINESS STATISTICS

| ITEM   | 1955     |          | 1956      |         |          |          |
|--|----------|----------|-----------|---------|----------|----------|
|  | November | December | September | October | November | December |
| <b>GENERAL BUSINESS INDICATORS</b>   |          |          |           |         |          |          |
| <b>Farm income and marketings:</b>   |          |          |           |         |          |          |
| Cash receipts from farming, including Government payments, total.....mil. of dol.. | 3,248    | 2,772    | 3,148     | 3,927   | p3,338   |          |
| Farm marketings and CCC loans, total.....do....                                    | 3,227    | 2,743    | 3,111     | 3,755   | p3,248   |          |
| Crops.....do....   | 1,821    | 1,485    | 1,726     | 2,131   | p1,781   |          |
| Livestock and products, total.....do....   | 1,406    | 1,258    | 1,385     | 1,624   | p1,467   |          |
| Dairy products.....do....  | 322      | 350      | 355       | 363     | p342     |          |
| Meat animals.....do....  | 744      | 584      | 746       | 945     | p806     |          |
| Poultry and eggs.....do....  | 323      | 307      | 268       | 296     | p301     |          |
| Indexes of cash receipts from marketings and CCC loans, unadjusted:                |          |          |           |         |          |          |
| All commodities.....1947-49=100..  | 132      | 113      | 128       | 154     | p133     |          |
| Crops.....do....   | 169      | 138      | 160       | 198     | p166     |          |
| Livestock and products.....do....  | 103      | 92       | 102       | 119     | p108     |          |
| Indexes of volume of farm marketings, unadjusted:                                  |          |          |           |         |          |          |
| All commodities.....do....   | 157      | 132      | 144       | 177     | p158     |          |
| Crops.....do....   | 182      | 141      | 168       | 208     | p179     |          |
| Livestock and products.....do....  | 139      | 125      | 126       | 153     | p142     |          |
| <b>COMMODITY PRICES</b>  |          |          |           |         |          |          |
| Wholesale price index, all commodities.....1947-49=100..                           | 111.2    | 111.3    | 115.5     | 115.6   | 115.9    | 116.2    |
| <b>Economic sector:</b>  |          |          |           |         |          |          |
| Crude materials for further processing.....do....                                  | 89.9     | 89.9     | 96.7      | 95.0    | 94.9     | 96.2     |
| Intermediate materials, supplies, and components.....do....                        | 119.1    | 119.4    | 123.0     | 123.6   | r123.8   | 124.2    |
| Finished goods 1/.....do....   | 111.6    | 111.5    | 115.3     | 115.6   | r116.2   | 116.0    |
| <b>Farm products:</b>  |          |          |           |         |          |          |
| Fruits and vegetables, fresh and dried.....do....                                  | 84.1     | 82.9     | 90.1      | 88.4    | 87.9     | 88.6     |
| Grains.....do....  | 102.6    | 95.6     | 95.3      | 97.6    | 104.3    | 102.6    |
| Livestock and live poultry.....do....  | 79.8     | 82.7     | 90.7      | 84.0    | 87.9     | 88.8     |
| Foods, processed.....do....  | 62.2     | 59.3     | 75.7      | 73.0    | 68.6     | 71.7     |
| Cereal and bakery products.....do....  | 98.8     | 98.2     | 104.0     | 103.6   | 103.6    | 103.1    |
| Dairy products and ice cream.....do....  | 115.1    | 115.2    | 114.6     | 115.3   | 115.8    | 115.4    |
| Fruits and vegetables, canned and frozen.....do....                                | 105.9    | 107.2    | 109.7     | 110.9   | 113.6    | 112.5    |
| Meats, poultry, and fish.....do....  | 107.7    | 107.9    | 106.8     | 106.4   | r106.4   | 105.9    |
| Miscellaneous.....do....   | 77.8     | 75.3     | 89.3      | 85.7    | 82.7     | 81.4     |

r/ Revised. p/ Preliminary. 1/ Goods to users, including raw foods and fuels.

| ITEM   | 1955     |          | 1956      |         |          |          |
|--|----------|----------|-----------|---------|----------|----------|
|  | November | December | September | October | November | December |
| WHOLESALE PRICES - Continued                                     |          |          |           |         |          |          |
| Wholesale price index - Continued                                |          |          |           |         |          |          |
| Commodities other than farm products and foods, 1947-49=100..    | 119.4    | 119.8    | 123.1     | 123.6   | 124.2    | 124.6    |
| Chemicals and allied products.....do....                         | 106.6    | 106.6    | 107.1     | 107.7   | 108.2    | 108.3    |
| Chemicals, industrial.....do....                                 | 119.3    | 119.4    | 121.9     | 122.6   | 122.5    | 122.4    |
| Fuel, power, and lighting materials.....do....                   | 108.6    | 109.3    | 111.1     | 111.7   | r111.2   | 113.1    |
| Petroleum and products.....do....                                | 115.0    | 115.6    | 118.4     | 118.3   | 117.5    | 120.9    |
| Furniture, other household durables.....do....                   | 117.2    | 117.3    | 119.7     | 121.0   | r121.1   | 121.4    |
| Appliances, household.....do....                                 | 106.3    | 105.8    | 105.5     | 106.5   | r106.5   | 106.5    |
| Hides, skins, and leather products.....do....                    | 96.4     | 96.7     | 100.2     | 99.7    | 99.8     | 99.4     |
| Lumber and wood products.....do....                              | 125.0    | 125.1    | 123.6     | 122.0   | 121.5    | 120.9    |
| Lumber.....do....  | 126.4    | 126.4    | 125.2     | 123.6   | 123.1    | 122.4    |
| Machinery and motive products.....do....                         | 132.5    | 133.0    | 139.7     | 141.1   | r143.4   | 143.5    |
| Electrical machinery and equipment.....do....                    | 131.4    | 132.1    | 142.0     | 143.2   | r145.2   | 145.3    |
| Motor vehicles.....do....  | 126.5    | 126.7    | 129.4     | 130.8   | r134.2   | 134.3    |
| Metals and metal products.....do....                             | 142.9    | 143.9    | 151.9     | 152.2   | r152.1   | 152.4    |
| Iron and steel.....do....  | 146.0    | 147.2    | 161.5     | 161.1   | r162.5   | 163.3    |
| Nonmetallic minerals, structural.....do....                      | 125.2    | 125.4    | 131.1     | 131.5   | r131.2   | 131.3    |
| Pulp, paper, and allied products.....do....                      | 123.2    | 123.6    | 127.9     | 128.1   | 127.8    | 127.9    |
| Paper.....do....   | 131.7    | 132.6    | 138.9     | 139.1   | 139.2    | 139.2    |
| Rubber and products.....do....                                   | 150.6    | 151.0    | 145.7     | 145.8   | 146.9    | 147.9    |
| Textile products and apparel.....do....                          | 95.6     | 95.6     | 94.8      | 95.3    | 95.4     | 95.6     |
| Apparel.....do....   | 99.0     | 99.1     | 99.7      | 99.7    | 99.7     | 99.7     |
| Tobacco manufactures and bottled beverages.....do....            | 121.7    | 121.7    | 122.8     | 123.1   | 123.5    | 123.6    |
| CONSTRUCTION AND REAL ESTATE                                     |          |          |           |         |          |          |
| New permanent nonfarm dwelling units started:                    |          |          |           |         |          |          |
| Unadjusted:  |          |          |           |         |          |          |
| Total, privately and publicly owned.....thousands..              | 89.2     | 76.2     | r93.9     | 93.0    | 80.0     | 64.0     |
| Privately owned, total.....do....                                | 88.4     | 73.5     | r90.7     | 90.8    | 79.6     | 63.6     |
| In metropolitan areas.....do....                                 | 64.0     | 53.6     | 60.8      | 62.5    | 54.1     | 44.9     |
| Publicly owned.....do....  | .8       | 2.7      | r3.2      | 2.2     | .4       | .4       |
| Seasonally adjusted at annual rate:                              |          |          |           |         |          |          |
| Privately owned, total.....do....                                | 1,179.0  | 1,192.0  | r1,008.0  | 1,050.0 | 1,060.0  | 1,030.0  |
| DOMESTIC TRADE   |          |          |           |         |          |          |
| All retail stores:   |          |          |           |         |          |          |
| Estimated sales (unadjusted), total <u>1</u> /.....mil. of dol.. | 15,894   | 19,268   | 15,730    | 16,282  | r16,639  | 19,451   |
| Durable-goods stores:  |          |          |           |         |          |          |
| Automotive group.....do....                                      | 3,039    | 3,118    | 2,676     | 2,830   | r2,907   | 3,084    |
| Furniture and appliance group.....do....                         | 927      | 1,163    | 860       | 956     | r1,003   | 1,191    |
| Nondurable-goods stores:   |          |          |           |         |          |          |
| Apparel group.....do....   | 988      | 1,598    | 981       | 1,034   | r1,095   | 1,690    |
| Drug and proprietary stores.....do....                           | 432      | 590      | 465       | 480     | r470     | 632      |
| Eating and drinking places.....do....                            | 1,126    | 1,182    | 1,240     | 1,227   | r1,158   | 1,190    |
| Food group.....do....  | 3,648    | 4,168    | 3,896     | 3,881   | r4,024   | 4,198    |
| Gasoline service stations.....do....                             | 1,085    | 1,104    | 1,181     | 1,180   | r1,184   | 1,178    |
| General-merchandise group.....do....                             | 1,956    | 3,010    | 1,699     | 1,808   | r2,030   | 3,041    |
| Estimated inventories:   |          |          |           |         |          |          |
| Unadjusted, total.....do....                                     | 24,780   | 22,440   | 23,530    | r24,000 | 24,750   | .....    |
| Durable-goods stores.....do....                                  | 10,930   | 10,410   | 10,030    | r9,920  | 10,420   | .....    |
| Nondurable-goods stores.....do....                               | 13,850   | 12,030   | 13,500    | r14,080 | 14,330   | .....    |
| Adjusted, total.....do....                                       | 23,590   | 23,900   | 23,430    | r23,320 | 23,480   | .....    |
| Durable-goods stores.....do....                                  | 11,000   | 11,230   | 10,260    | r10,090 | 10,400   | .....    |
| Nondurable-goods stores.....do....                               | 12,590   | 12,670   | 13,170    | r13,230 | 13,080   | .....    |
| Firms with 11 or more stores, estimated sales:                   |          |          |           |         |          |          |
| Unadjusted.....do....  | 2,994    | 4,029    | 3,009     | 3,114   | 3,337    | .....    |
| Adjusted.....do....  | 2,898    | 2,916    | 3,058     | 3,029   | 3,132    | .....    |
| Department store sales, United States total:                     |          |          |           |         |          |          |
| Unadjusted index.....1947-49=100..                               | 148      | 212      | 131       | r128    | r158     | p225     |
| Adjusted index.....do....  | 122      | 123      | 129       | 122     | r131     | p130     |
| Wholesale trade:   |          |          |           |         |          |          |
| Sales, estimated (unadjusted), total.....mil. of dol..           | 10,600   | 10,180   | 10,430    | r11,690 | 11,190   | .....    |
| Durable-goods establishments.....do....                          | 3,530    | 3,410    | 3,560     | r3,950  | 3,690    | .....    |
| Nondurable-goods establishments.....do....                       | 7,070    | 6,770    | 6,870     | r7,740  | 7,500    | .....    |
| Inventories, estimated (unadjusted), total.....do....            | 12,620   | 12,290   | 13,110    | 13,500  | 13,600   | .....    |
| Durable-goods establishments.....do....                          | 6,060    | 6,080    | 6,600     | 6,630   | 6,550    | .....    |
| Nondurable-goods establishments.....do....                       | 6,560    | 6,210    | 6,510     | 6,870   | 7,050    | .....    |
| EMPLOYMENT AND WAGES   |          |          |           |         |          |          |
| Labor force (Bureau of the Census):                              |          |          |           |         |          |          |
| Civilian labor force.....thousands..                             | 67,206   | 66,592   | 68,069    | 68,082  | 67,732   | 67,029   |
| Employed.....do....  | 64,807   | 64,165   | 66,071    | 66,174  | 65,269   | 64,550   |
| Agricultural employment.....do....                               | 6,920    | 5,884    | 7,388     | 7,173   | 6,192    | 5,110    |
| Nonagricultural employment.....do....                            | 57,887   | 58,282   | 58,683    | 59,000  | 59,076   | 59,440   |
| Unemployed.....do....  | 2,398    | 2,427    | 1,998     | 1,909   | 2,463    | 2,479    |
| Employees in nonagricultural establishments:                     |          |          |           |         |          |          |
| Total, unadjusted (U. S. Department of Labor).....do....         | 51,262   | 51,996   | 52,261    | r52,455 | r52,472  | p53,048  |
| Manufacturing.....do....   | 17,052   | 17,027   | 17,121    | 17,222  | r17,160  | p17,134  |
| Mining.....do....  | 783      | 783      | 818       | r812    | 809      | p809     |
| Contract construction.....do....                                 | 2,921    | 2,756    | 3,340     | r3,301  | r3,193   | p3,000   |
| Transportation and public utilities.....do....                   | 4,139    | 4,161    | 4,179     | r4,177  | r4,171   | p4,178   |
| Wholesale and retail trade.....do....                            | 11,213   | 11,849   | 11,164    | 11,288  | r11,478  | p12,058  |
| Finance, insurance, and real estate.....do....                   | 2,238    | 2,243    | 2,321     | r2,312  | r2,314   | p2,313   |
| Service and miscellaneous.....do....                             | 5,883    | 5,853    | 6,105     | r6,045  | r6,011   | p5,972   |
| Government.....do....  | 7,033    | 7,324    | 7,213     | r7,298  | r7,336   | p7,584   |

## MONTHLY BUSINESS STATISTICS—Continued

| ITEM  | 1955     |          | 1956      |         |          |          |
|---|----------|----------|-----------|---------|----------|----------|
|   | November | December | September | October | November | December |
| <b>EMPLOYMENT AND WAGES - Continued</b>                     |          |          |           |         |          |          |
| Production workers in manufacturing industries:             |          |          |           |         |          |          |
| Total.....thousands..                                       | 13,487   | 13,451   | 13,335    | r13,439 | r13,368  | p13,329  |
| Durable-goods industries.....do....                         | 7,829    | 7,838    | 7,583     | r7,751  | r7,813   | p7,807   |
| Ordnance and accessories.....do....                         | 89       | 87       | 82        | r82     | r83      | p83      |
| Lumber and wood products (except furniture).....do....      | 685      | 654      | 681       | r664    | r630     | p604     |
| Furniture and fixtures.....do....                           | 327      | 325      | 321       | r322    | r318     | p316     |
| Stone, clay, and glass products.....do....                  | 480      | 474      | 478       | r484    | r478     | p474     |
| Primary metal industries.....do....                         | 1,133    | 1,141    | 1,126     | 1,132   | r1,134   | p1,136   |
| Fabricated metal products <u>1</u> /.....do....             | 932      | 928      | 885       | 911     | r913     | p910     |
| Machinery (except electrical).....do....                    | 1,225    | 1,250    | 1,262     | r1,264  | r1,279   | p1,293   |
| Electrical machinery.....do....                             | 866      | 868      | 891       | r914    | r920     | p913     |
| Transportation equipment.....do....                         | 1,446    | 1,471    | 1,205     | 1,319   | r1,406   | p1,442   |
| Instruments and related products.....do....                 | 230      | 231      | 235       | r237    | r237     | p236     |
| Nondurable-goods industries.....do....                      | 5,658    | 5,613    | 5,752     | r5,688  | r5,555   | p5,522   |
| Food and kindred products.....do....                        | 1,139    | 1,079    | 1,312     | r1,226  | r1,126   | p1,076   |
| Tobacco manufactures.....do....                             | 104      | 101      | 113       | r110    | r100     | p98      |
| Textile-mill products.....do....                            | 998      | 1,000    | 949       | 952     | r948     | p946     |
| Apparel and other finished textile products.....do....      | 1,120    | 1,122    | 1,079     | r1,091  | r1,090   | p1,089   |
| Paper and allied products.....do....                        | 466      | 465      | 470       | r468    | r467     | p470     |
| Printing, publishing, and allied products.....do....        | 547      | 545      | 557       | r564    | 564      | p571     |
| Chemicals and allied products.....do....                    | 555      | 556      | 553       | r554    | r553     | p552     |
| Products of petroleum and coal.....do....                   | 172      | 171      | 176       | 175     | 174      | p173     |
| Rubber products.....do....                                  | 228      | 231      | 215       | r220    | r206     | p218     |
| Leather and leather products.....do....                     | 330      | 346      | 329       | r328    | r328     | p330     |
| Manufacturing production-worker indexes:                    |          |          |           |         |          |          |
| Employment: Unadjusted.....1947-49=100..                    | 109.0    | 108.7    | 107.8     | 108.7   | r108.1   | p107.8   |
| Adjusted.....do....   | 108.2    | 108.3    | 105.7     | r107.1  | r107.2   | p107.3   |
| Payrolls, unadjusted.....do....                             | 163.8    | 163.7    | 165.8     | r168.7  | r168.3   | p171.1   |
| Hours and earnings:   |          |          |           |         |          |          |
| Average weekly hours per worker, all manufacturing..hours.. | 41.2     | 41.3     | 40.7      | 40.7    | 40.6     | p41.0    |
| Durable-goods industries.....do....                         | 41.8     | 42.0     | 41.4      | 41.5    | r41.2    | p41.9    |
| Nondurable-goods industries.....do....                      | 40.3     | 40.4     | 39.8      | 39.8    | r39.6    | p39.8    |
| Average weekly earnings, all manufacturing.....dollars..    | 79.52    | 79.71    | 81.40     | 82.21   | 82.42    | p84.05   |
| Durable-goods industries.....do....                         | 85.69    | 86.52    | 88.60     | 89.23   | r88.99   | p91.34   |
| Nondurable-goods industries.....do....                      | 70.12    | 70.30    | 72.44     | 72.83   | r73.26   | p74.03   |
| Average hourly earnings, all manufacturing.....do....       | 1.93     | 1.93     | 2.00      | 2.02    | 2.03     | p2.05    |
| Durable-goods industries.....do....                         | 2.05     | 2.06     | 2.14      | 2.15    | 2.16     | p2.18    |
| Nondurable-goods industries.....do....                      | 1.74     | 1.74     | 1.82      | 1.83    | 1.85     | p1.86    |
| <b>FINANCE</b>  |          |          |           |         |          |          |
| Consumer credit (short- and intermediate-term):             |          |          |           |         |          |          |
| Total outstanding, end of month.....mil. of dol..           | 37,114   | 38,648   | 40,074    | 40,196  | 40,631   | .....    |
| Installment credit, total.....do....                        | 28,269   | 29,020   | 30,707    | 30,811  | 31,024   | .....    |
| Installment credit extended and repaid:                     |          |          |           |         |          |          |
| Unadjusted: Extended, total.....do....                      | 3,271    | 3,785    | 2,981     | 3,382   | 3,387    | .....    |
| Repaid, total.....do....                                    | 2,970    | 3,034    | 2,918     | 3,278   | 3,174    | .....    |
| Adjusted: Extended, total.....do....                        | 3,355    | 3,315    | 3,160     | 3,370   | 3,461    | .....    |
| Repaid, total.....do....                                    | 2,961    | 2,918    | 3,087     | 3,183   | 3,161    | .....    |
| <b>ELECTRIC POWER</b>                                       |          |          |           |         |          |          |
| Electric power, production, total.....mil. of kw.-hr..      | 54,854   | 57,986   | 55,649    | 58,445  | 57,820   | .....    |
| Electric utilities.....do....                               | 47,785   | 50,815   | 48,819    | 51,129  | 50,645   | .....    |
| Industrial establishments.....do....                        | 7,070    | 7,171    | 6,830     | 7,316   | 7,175    | .....    |

r/ Revised. p/ Preliminary. 1/ Except ordnance, machinery, and transportation equipment.  
38,188

UNITED STATES  
GOVERNMENT PRINTING OFFICE  
DIVISION OF PUBLIC DOCUMENTS  
WASHINGTON 25, D. C.

PENALTY FOR PRIVATE USE TO AVOID  
PAYMENT OF POSTAGE, \$300

OFFICIAL BUSINESS  
FIRST CLASS

WEEKLY SUPPLEMENT  
SURVEY OF CURRENT BUSINESS