


# BUSINESS STATISTICS

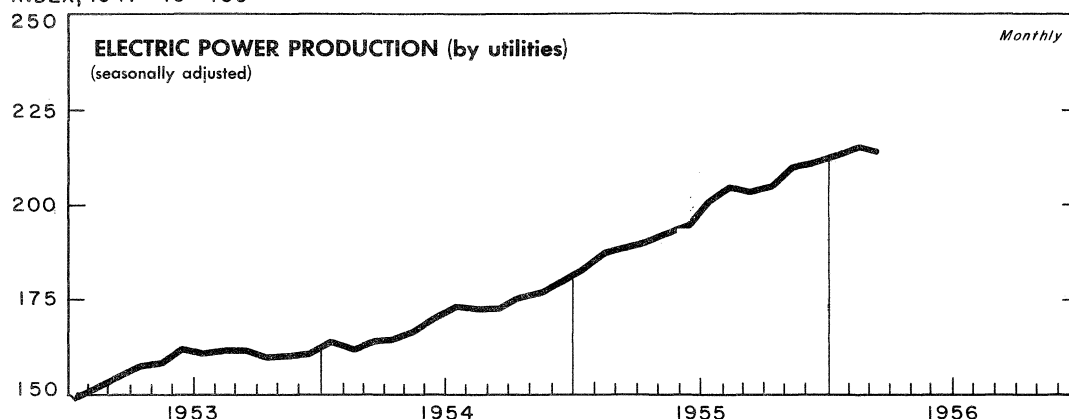


## A WEEKLY SUPPLEMENT TO THE SURVEY OF CURRENT BUSINESS

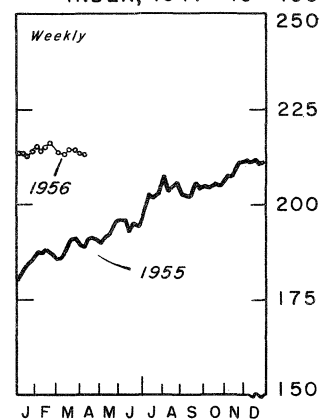
Available only with subscription to the SURVEY OF CURRENT BUSINESS, at \$3.25 annually, this Supplement provides selected weekly and monthly data subsequent to those published in the latest monthly SURVEY

### SELECTED BUSINESS INDICATORS

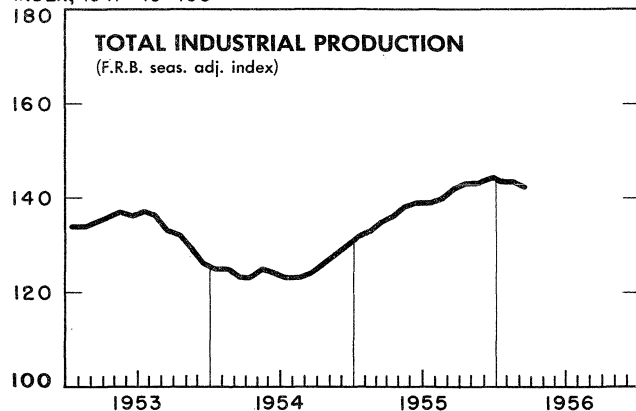
INDEX, 1947-49 = 100



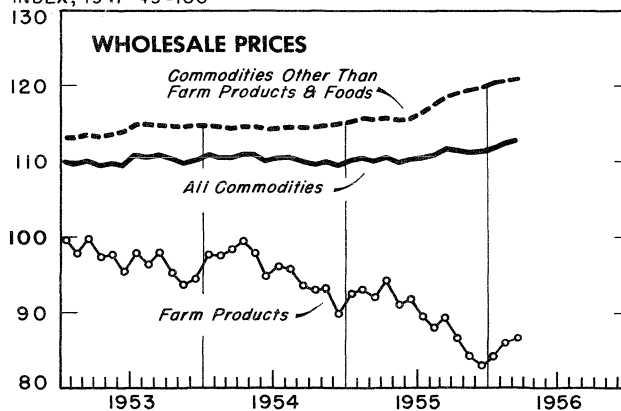
INDEX, 1947-49 = 100



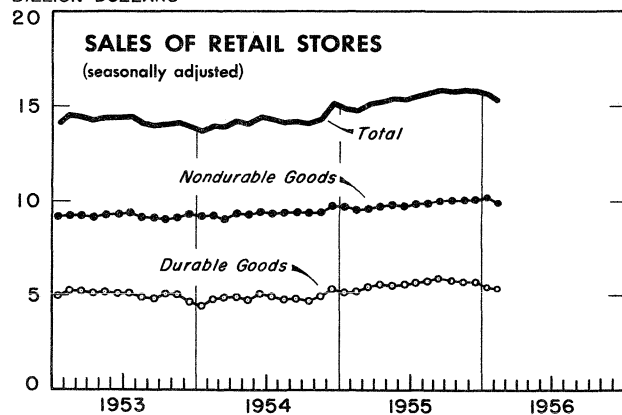
INDEX, 1947-49 = 100



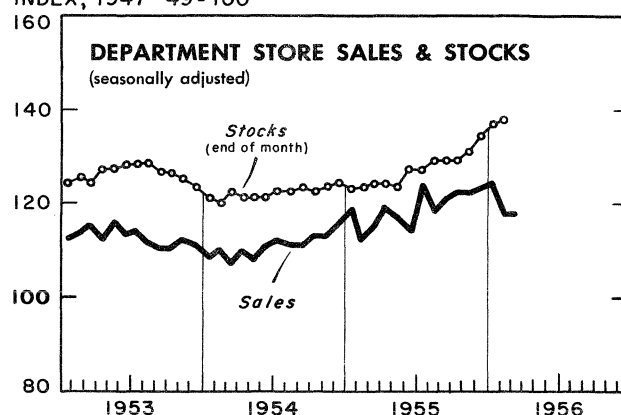
INDEX, 1947-49 = 100



BILLION DOLLARS



INDEX, 1947-49 = 100



WEEKLY BUSINESS STATISTICS<sup>1</sup>

ITEM	1955		1956			
	Apr. 9	Apr. 16	Mar. 24	Mar. 31	Apr. 7	Apr. 14
Commodity prices, wholesale:						
All commodities.....1947-49=100..	.....	*110.5	.....	.....	113.5	113.4
Farm products.....do.....	.....	*94.2	.....	.....	88.4	88.0
Foods, processed.....do.....	.....	*102.5	.....	.....	100.8	100.8
All other.....do.....	.....	*115.7	.....	.....	121.2	121.3
22 commodities 2/.....do.....	89.8	90.3	90.1	90.2	90.9	91.9
Department store sales.....do.....	122	103	112	122	104	.....
Insured unemployment, total.....thous..	1,698	1,683	1,551	1,495	.....	.....
State programs.....do.....	1,503	1,499	1,422	1,370	.....	.....
Finance:						
Currency in circulation 3/.....mil. of dol..	29,925	29,854	30,260	30,288	30,306	30,305
Federal Reserve bank credit outstanding, total 3/.....do....	24,918	25,159	25,754	25,661	25,658	25,481
Member bank reserve balances 3/.....do.....	18,611	18,868	19,204	19,028	18,860	18,917
Excess reserves, estimated 3/.....do.....	556	654	623	553	535	656
Federal Reserve reporting member banks in leading cities:4/						
Demand deposits, adjusted.....mil. of dol..	55,086	55,849	56,500	55,733	55,392	.....
Time deposits, except Government.....do.....	21,581	21,544	21,595	21,618	21,640	.....
Loans and investments (adjusted), total.....do.....	85,013	84,823	86,489	85,631	85,454	.....
U. S. Government obligations.....do.....	34,425	34,096	28,654	27,995	27,852	.....
Commercial, industrial, and agr. loans (gross).....do....	22,449	22,543	27,711	27,781	27,588	.....
Real-estate loans (gross).....do.....	7,482	7,517	8,320	8,341	8,344	.....
Failures, industrial and commercial.....number..	211	204	208	263	217	255
Bond yields, domestic corporate (Moody's) 3/.....percent..	3.20	3.20	3.31	3.33	3.35	**3.39
Stock prices, 480 stocks (Stand. & Poor's) 4/.....1935-39=100..	281.8	285.7	349.6	352.6	356.2	352.8
Industrials, 420 stocks.....do.....	316.4	320.8	405.2	409.2	414.5	410.2
Production:						
Bituminous coal 3/.....thous. of short tons..	1,367	1,402	1,655	1,713	1,662	.....
Electric power, by utilities.....mil. of kw.-hr..	9,633	9,602	11,134	10,992	10,846	.....
Passenger cars and trucks (Ward's).....number..	196,411	205,324	154,977	149,932	157,662	159,262
Petroleum (crude) and condensate 3/.....thous. of bbl..	6,811	6,828	7,163	7,149	7,171	.....
Steel 5/.....thous. of short tons..	2,300	2,284	2,449	2,452	2,406	2,483
Percent of capacity 3/.....do.....	#95.3	#94.6	99.5	99.6	97.7	100.9
Freight car loadings, total 6/.....thous. of cars..	666	674	697	725	685	.....
Miscellaneous.....do.....	369	366	365	382	371	.....

1/ Data do not always cover calendar weeks. 2/ Tuesday prices. 3/ Daily average. 4/ Wednesday data. 5/ Week ended April 21, 1956: Production, 2,447 thous. short tons; operating rate, 99.4 percent. 6/ Data for 1956 adjusted to revised classification of class 1 railroads. \* Monthly index for April 1955. # Not comparable with 1956 rates which are based on higher capacity. \*\* Average for Apr. 9-12.

## MONTHLY BUSINESS STATISTICS

ITEM	1955			1956		
	February	March	December	January	February	March
GENERAL BUSINESS INDICATORS						
Farm income and marketings:						
Cash receipts from farming, including Government payments, total.....mil. of dol..	1,903	1,897	2,738	2,389	1,839	.....
Farm marketings and CCC loans, total.....do.....	1,872	1,875	2,709	2,350	1,812	.....
Crops.....do.....	691	547	1,444	1,109	678	.....
Livestock and products, total.....do.....	1,181	1,328	1,265	1,241	1,134	.....
Dairy products.....do.....	294	349	350	335	319	.....
Meat animals.....do.....	631	677	563	627	563	.....
Poultry and eggs.....do.....	237	286	337	258	232	.....
Indexes of cash receipts from marketings and CCC loans: 1/						
All commodities.....1935-39=100..	282	283	409	355	273	.....
Crops.....do.....	244	193	510	392	240	.....
Livestock and products.....do.....	311	350	333	327	298	.....
Indexes of volume of farm marketings: 1/						
All commodities.....do.....	125	127	183	166	134	.....
Crops.....do.....	98	76	187	156	102	.....
Livestock and products.....do.....	145	166	180	173	158	.....
Industrial production (FRB):						
Unadjusted, combined index.....1947-49=100..	135	138	142	143	144	p145
Manufactures.....do.....	136	140	143	144	146	p146
Durable manufactures.....do.....	151	154	161	160	r161	p161
Primary metals.....do.....	136	142	147	r151	r152	p154
Metal fabricating (including ordnance).....do.....	162	165	173	172	172	p172
Fabricated metal products.....do.....	126	130	137	r135	134	p135
Machinery.....do.....	152	154	164	167	168	p169
Transportation equipment.....do.....	205	209	214	206	r204	p202
Instruments and related products.....do.....	142	145	161	160	162	p162
Furniture and fixtures.....do.....	113	114	128	r122	r123	p121
Lumber and products.....do.....	125	126	113	116	121	p120
Stone, clay, and glass products.....do.....	134	140	153	150	r150	p155
Miscellaneous manufactures.....do.....	134	137	149	r141	r145	p142
Non-durable manufactures.....do.....	122	125	125	128	r131	p132
Food and beverage manufactures.....do.....	97	100	105	102	102	.....
Tobacco manufactures.....do.....	*105	**104	88	107	.....	.....

r/ Revised. p/ Preliminary. \* January 1955 data. \*\* February 1955 data.

ITEM	1955			1956		
	February	March	December	January	February	March
GENERAL BUSINESS INDICATORS - Continued						
Industrial production (FRB) - Continued						
Unadjusted index - Continued						
Manufactures - Continued						
Nondurable manufactures - Continued						
Textile-mill products.....1947-49=100..	108	109	105	111	114	.....
Apparel and allied products.....do....	116	123	107	117	124	.....
Leather and products.....do....	112	113	102	r109	118	.....
Paper and allied products.....do....	148	152	147	157	162	.....
Printing and publishing.....do....	122	128	130	r126	r128	p132
Chemicals and allied products.....do....	162	166	177	r177	180	.....
Petroleum and coal products.....do....	134	133	141	143	142	p140
Rubber products.....do....	144	146	140	r150	147	.....
Minerals.....do....	119	118	127	r128	r128	p127
Coal.....do....	79	71	91	r91	88	p86
Crude oil and natural gas.....do....	144	145	151	r153	152	p152
Adjusted, combined index.....do....	133	135	144	143	143	p142
Manufactures.....do....	134	136	146	145	144	p143
Durable manufactures.....do....	147	r150	161	160	r158	p157
Primary metals.....do....	131	136	150	r148	r148	p146
Metal fabricating (including ordnance).....do....	158	160	172	170	r168	p167
Fabricated metal products.....do....	126	129	138	r136	134	p134
Machinery.....do....	146	147	163	164	163	p162
Transportation equipment.....do....	199	200	212	205	r201	p197
Instruments and related products.....do....	142	143	159	160	162	p160
Furniture and fixtures.....do....	109	112	123	r122	r119	p118
Lumber and products.....do....	127	127	126	r128	124	p121
Stone, clay, and glass products.....do....	138	143	155	154	r155	p158
Miscellaneous manufactures.....do....	133	136	146	r144	r144	p141
Nondurable manufactures.....do....	121	r123	130	129	129	p129
Food and beverage manufactures.....do....	106	107	113	111	112	.....
Tobacco manufactures.....do....	*107	**106	107	109	.....	.....
Textile-mill products.....do....	103	104	109	108	109	.....
Apparel and allied products.....do....	106	111	116	113	114	.....
Leather and products.....do....	105	105	108	r108	110	.....
Paper and allied products.....do....	143	147	160	159	158	.....
Printing and publishing.....do....	123	125	128	r130	r129	p130
Chemicals and allied products.....do....	158	161	175	r174	174	.....
Petroleum and coal products.....do....	134	134	141	142	142	p141
Rubber products.....do....	138	140	146	149	141	.....
Minerals.....do....	123	121	129	r131	131	p131
Coal.....do....	79	72	87	r87	88	p86
Crude oil and natural gas.....do....	144	145	151	r153	152	p152
Consumer durables output (FRB):						
Unadjusted index, total.....do....	151	155	148	r144	r143	p144
Major consumer durables.....do....	174	179	164	r159	157	p159
Autos.....do....	210	215	193	173	164	p163
Major household goods.....do....	146	151	141	r150	154	p158
Furniture and floor coverings.....do....	111	114	125	r120	122	.....
Appliances and heaters.....do....	r137	151	r130	148	.....	.....
Radio and television sets.....do....	272	260	224	239	233	.....
Other consumer durables.....do....	97	99	111	r109	r109	p109
Adjusted index, total.....do....	140	142	148	r143	137	p133
Major consumer durables.....do....	159	161	163	r156	r148	p144
Autos.....do....	189	192	187	171	158	p148
Major household goods.....do....	134	136	143	r145	r142	p143
Furniture and floor coverings.....do....	107	109	121	120	118	.....
Appliances and heaters.....do....	r129	133	r143	150	.....	.....
Radio and television sets.....do....	226	222	216	207	194	.....
Other consumer durables.....do....	99	100	114	r113	r111	p109
COMMODITY PRICES						
Wholesale price index, all commodities.....1947-49=100..	110.4	110.0	111.3	111.9	r112.4	112.8
Farm products.....do....	93.1	92.1	82.9	84.1	86.0	86.6
Fruits and vegetables, fresh and dried.....do....	103.8	104.4	95.6	105.0	98.2	106.5
Grains.....do....	93.1	92.2	82.7	81.5	82.9	84.5
Livestock and live poultry.....do....	80.7	79.9	59.3	63.0	67.7	67.5
Foods, processed.....do....	103.2	101.6	98.2	98.3	99.0	99.2
Cereal and bakery products.....do....	116.3	116.5	115.2	115.1	115.4	115.4
Dairy products and ice cream.....do....	107.2	107.2	107.2	106.1	106.1	106.1
Fruits and vegetables, canned and frozen.....do....	104.4	104.8	107.9	108.1	r108.9	108.6
Meats, poultry, and fish.....do....	86.9	83.3	75.3	75.7	76.1	74.6
Commodities other than farm products and foods.....do....	115.7	115.6	119.8	120.4	r120.6	121.0
Chemicals and allied products.....do....	107.1	106.8	106.6	106.3	106.4	106.5
Chemicals, industrial.....do....	117.4	117.5	119.4	120.0	119.9	120.0
Fuel, power, and lighting materials.....do....	108.7	108.5	109.3	111.0	r111.2	110.9
Petroleum and products.....do....	111.7	111.7	115.6	117.2	117.5	116.8
Furniture, other household durables.....do....	115.4	115.1	117.3	118.0	r118.2	118.2
Appliances, household.....do....	108.5	107.2	105.8	105.6	r105.7	105.6
Hides, skins, and leather products.....do....	92.3	92.2	96.7	96.7	97.1	97.7
Lumber and wood products.....do....	121.2	121.4	125.1	126.3	126.7	127.9
Lumber.....do....	121.4	121.8	126.4	127.6	128.2	129.8

r/ Revised. p/ Preliminary. \* January 1955 data. \*\* February 1955 data.

ITEM	1955			1956		
	February	March	December	January	February	March
COMMODITY PRICES - Continued						
Wholesale price index - Continued						
Machinery and motive products.....1947-49=100..	126.1	126.1	133.0	133.3	r133.9	134.7
Electrical machinery and equipment.....do....	126.7	126.4	132.1	132.4	r133.2	133.6
Motor vehicles.....do....	121.5	121.5	126.7	126.7	r127.5	129.0
Metals and metal products.....do....	131.5	131.9	143.9	145.1	r145.1	146.3
Iron and steel.....do....	135.8	136.2	147.2	149.4	r149.1	149.2
Nonmetallic minerals, structural.....do....	121.8	121.9	125.4	127.0	r127.1	127.6
Pulp, paper, and allied products.....do....	116.6	116.8	123.6	124.8	125.4	126.8
Paper.....do....	128.0	128.0	132.6	134.6	135.0	136.2
Rubber and products.....do....	140.6	138.0	151.0	148.4	147.1	146.2
Textile products and apparel.....do....	95.2	95.3	95.6	95.7	96.0	95.9
Apparel.....do....	98.2	98.3	99.1	99.5	99.5	99.7
Tobacco manufactures and bottled beverages.....do....	121.6	121.6	121.7	121.7	121.7	121.7
CONSTRUCTION AND REAL ESTATE						
New permanent nonfarm dwelling units started:						
Unadjusted: Total, privately and publicly owned..thousands..	89.9	113.8	r76.2	74.0	78.0	96.0
Privately owned, total.....do....	87.9	112.8	r73.5	73.0	76.8	94.4
In metropolitan areas.....do....	64.9	86.0	r53.6	52.7	55.2	67.2
Publicly owned.....do....	2.0	1.0	r2.7	1.0	1.2	1.6
Seasonally adjusted at annual rate:						
Privately owned, total.....do....	1,370.0	1,367.0	r1,208.0	1,180.0	1,200.0	1,140.0
LUMBER AND MANUFACTURES						
Lumber (National Lumber Manufacturers Association):						
Production, total.....mil. of bd. ft..	2,946	3,387	2,888	2,933	2,915	.....
Softwoods.....do....	2,341	2,758	2,280	2,305	2,289	.....
Shipments, total.....do....	2,966	3,481	2,778	2,904	2,966	.....
Softwoods.....do....	2,299	2,823	2,106	2,227	2,288	.....
Stocks, gross (mill and concentration yards).....do....	9,205	9,111	8,729	8,746	8,684	.....
Softwoods.....do....	5,324	5,259	5,429	5,495	5,486	.....
METALS AND MANUFACTURES						
Steel ingots and steel for castings:						
Production.....thous. of short tons..	8,497	9,982	10,504	10,828	10,119	p10,921
Percent of capacity.....do....	88	93	99	99	99	100
Steel products, net shipments:						
Total (all grades).....thous. of short tons..	6,120	7,269	7,581	7,588	7,468	.....
Semifinished products.....do....	355	428	429	417	416	.....
Structural shapes (heavy), steel piling.....do....	365	436	485	467	479	.....
Plates.....do....	457	543	678	650	641	.....
Rails and accessories.....do....	161	207	180	223	202	.....
Bars and tool steel, total.....do....	901	1,100	1,215	1,189	1,165	.....
Bars: Hot rolled (incl. light shapes).....do....	630	764	834	818	809	.....
Reinforcing.....do....	128	161	194	182	174	.....
Cold finished.....do....	134	165	176	178	171	.....
Pipe and tubing.....do....	610	795	885	879	872	.....
Wire and wire products.....do....	327	398	332	353	364	.....
Tin mill products (incl. black plate).....do....	489	580	390	555	553	.....
Sheets and strip (incl. electrical), total.....do....	2,456	2,782	2,988	2,855	2,777	.....
Sheets: Hot rolled.....do....	734	829	887	844	800	.....
Cold rolled (incl. enameling).....do....	1,154	1,292	1,395	1,310	1,271	.....

r/ Revised. p/ Preliminary.

14, 295

UNITED STATES  
GOVERNMENT PRINTING OFFICE  
DIVISION OF PUBLIC DOCUMENTS  
WASHINGTON 25, D. C.

OFFICIAL BUSINESS

FIRST CLASS

PENALTY FOR PRIVATE USE TO AVOID  
PAYMENT OF POSTAGE, \$300

WEEKLY SUPPLEMENT

**SURVEY OF CURRENT BUSINESS**