

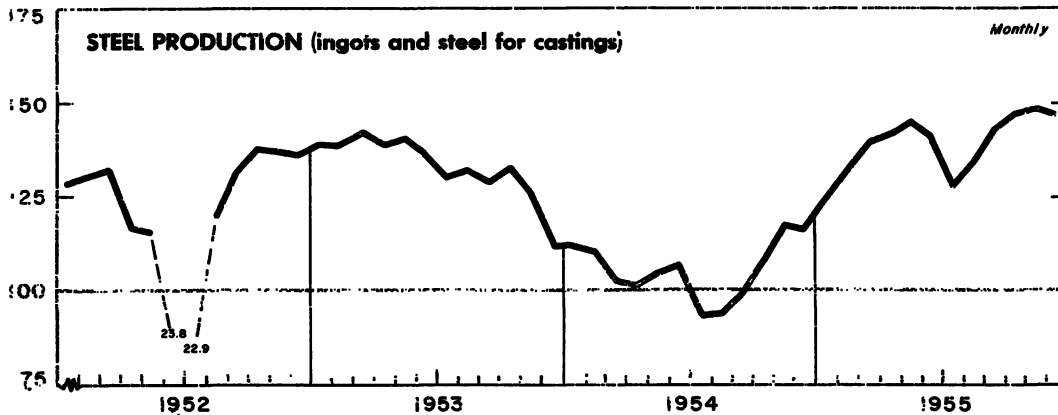
BUSINESS STATISTICS

A WEEKLY SUPPLEMENT TO THE SURVEY OF CURRENT BUSINESS

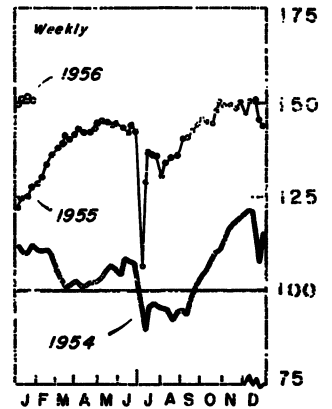
Available only with subscription to the SURVEY OF CURRENT BUSINESS, at \$3.25 annually, this Supplement provides selected weekly and monthly data subsequent to those published in the latest monthly SURVEY

SELECTED BUSINESS INDICATORS

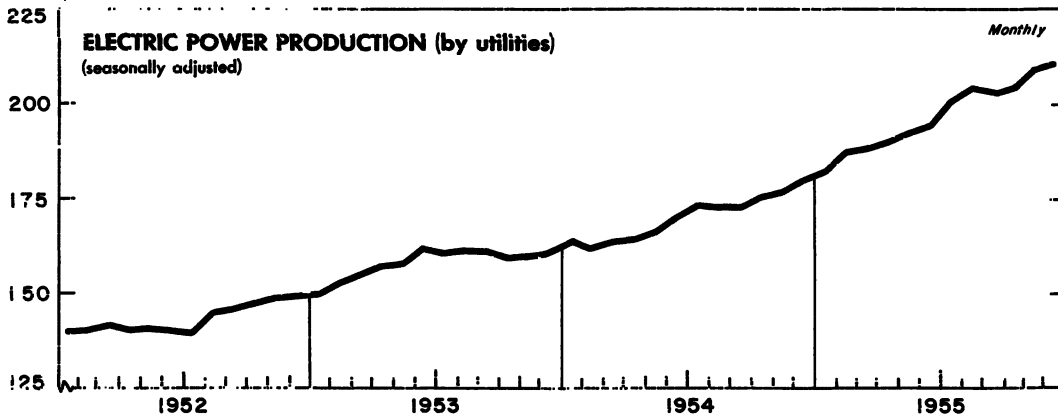
INDEX, 1947-49 = 100



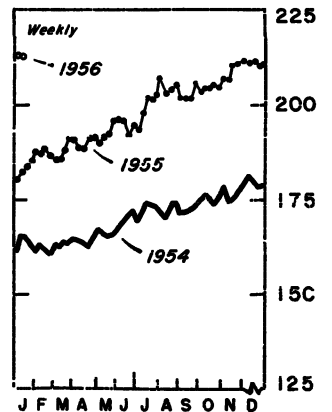
INDEX, 1947-49 = 100



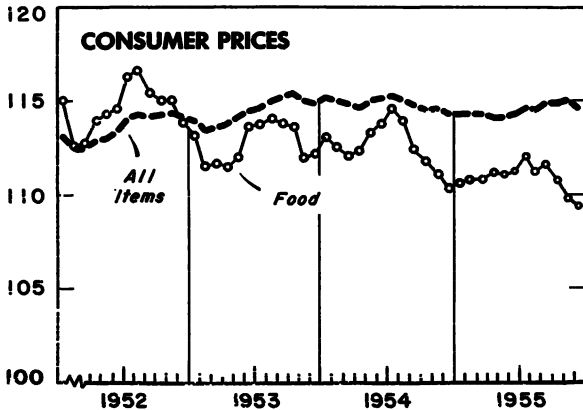
INDEX, 1947-49 = 100



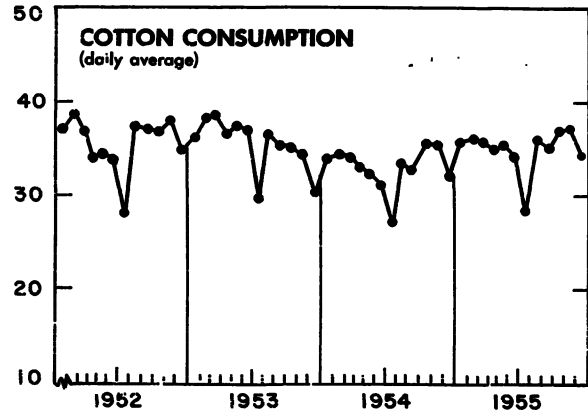
INDEX, 1947-49 = 100



INDEX, 1947-49 = 100



THOUSAND BALES



WEEKLY BUSINESS STATISTICS¹

| ITEM | 1955 | | | 1956 | | |
|---|---------|---------|---------|---------|---------|---------|
| | Jan. 15 | Jan. 22 | Dec. 31 | Jan. 7 | Jan. 14 | Jan. 21 |
| Commodity prices, wholesale: | | | | | | |
| All commodities.....1947-49=100..... | | *110.1 | | 111.8 | 111.7 | 111.5 |
| Farm products.....do..... | | *92.5 | | 85.6 | 84.6 | 83.9 |
| Foods, processed.....do..... | | *103.8 | | 98.5 | 98.5 | 98.1 |
| All other.....do..... | | *115.2 | | 119.8 | 119.9 | 119.9 |
| 22 commodities <u>2/</u>do..... | 90.8 | 90.8 | 89.9 | 90.2 | 89.8 | 88.3 |
| Department store sales.....do..... | 99 | 95 | 88 | 94 | 104 | |
| Insured unemployment, total.....thous.. | 2,201 | 2,215 | 1,425 | 1,569 | | |
| State programs.....do..... | 1,964 | 1,976 | 1,303 | 1,441 | | |
| Finance: | | | | | | |
| Currency in circulation <u>3/</u>mil. of dol.. | 30,192 | 29,958 | 31,275 | 31,033 | 30,749 | 30,474 |
| Federal Reserve bank credit outstanding, total <u>3/</u>do.... | 25,792 | 25,482 | 27,420 | 26,936 | 26,375 | 25,872 |
| Member bank reserve balances <u>3/</u>do..... | 19,130 | 19,066 | 19,487 | 19,464 | 19,453 | 19,136 |
| Excess reserves, estimated <u>3/</u>do..... | 694 | 793 | 712 | 601 | 730 | 568 |
| Federal Reserve reporting member banks in leading cities:^{4/} | | | | | | |
| Demand deposits, adjusted.....mil. of dol.. | 57,981 | 58,368 | 58,882 | 58,384 | 58,421 | |
| Time deposits, except Government.....do.... | 21,490 | 21,456 | 21,661 | 21,639 | 21,583 | |
| Loans and investments (adjusted), total.....do.... | 85,436 | 85,404 | 86,736 | 86,513 | 85,710 | |
| U. S. Government obligations.....do..... | 36,513 | 36,602 | 30,122 | 29,957 | 29,686 | |
| Commercial, industrial, and agr. loans (gross).....do.... | 22,157 | 22,083 | 26,673 | 26,643 | 26,396 | |
| Real-estate loans (gross).....do..... | 7,217 | 7,238 | 8,147 | 8,135 | 8,127 | |
| Failures, industrial and commercial.....number.. | 200 | 265 | 174 | 198 | 245 | 269 |
| Bond yields, domestic corporate (Moody's) <u>3/</u>percent.. | 3.14 | 3.15 | 3.34 | 3.33 | 3.32 | 3.30 |
| Stock prices, 480 stocks (Stand. & Poor's) <u>4/</u>1935-39=100.. | 270.5 | 265.6 | 327.5 | 326.7 | 323.8 | 321.3 |
| Industrials, 420 stocks.....do..... | 304.2 | 297.7 | 377.4 | 376.9 | 372.8 | 369.7 |
| Production: | | | | | | |
| Bituminous coal <u>3/</u>thous. of short tons.. | 1,447 | 1,423 | 1,820 | 1,854 | 1,767 | |
| Electric power, by utilities.....mil. of kw.-hr.. | 9,928 | 9,981 | 10,751 | 11,057 | 11,594 | |
| Passenger cars and trucks (Ward's).....number.. | 177,329 | 183,557 | 118,727 | 144,348 | 174,707 | 170,329 |
| Petroleum (crude) and condensate <u>3/</u>thous. of bbl.. | 6,689 | 6,695 | 6,987 | 7,026 | 7,014 | |
| Steel <u>5/</u>thous. of short tons.. | 2,007 | 2,008 | 2,309 | 2,403 | 2,428 | 2,437 |
| Percent of capacity <u>5/</u>do..... | 83.2 | 83.2 | 95.7 | #97.6 | #98.6 | #99.0 |
| Freight carloadings, total.....thous. of cars.. | 640 | 636 | 575 | 611 | 710 | |
| Miscellaneous.....do..... | 330 | 330 | 298 | 316 | 364 | |

^{1/} Data do not always cover calendar weeks. ^{2/} Tuesday prices. ^{3/} Daily average. ^{4/} Wednesday data. ^{5/} Week ended January 28, 1956: Production, 2,413 thous. short tons; operating rate, 98.0 percent. * Monthly index for January 1955. # Not comparable with 1955 rates which are based on different capacity.

MONTHLY BUSINESS STATISTICS

| ITEM | 1954 | | 1955 | | | |
|--|----------|----------|-----------|---------|----------|---------------------|
| | November | December | September | October | November | December |
| GENERAL BUSINESS INDICATORS | | | | | | |
| Farm income and marketings: | | | | | | |
| Cash receipts from farming, including Government payments, total.....mil. of dol.. | 3,301 | 2,812 | 3,067 | 3,644 | 3,333 | |
| Farm marketings and CCC loans, total.....do..... | 3,282 | 2,782 | 3,054 | 3,629 | 3,312 | |
| Crops.....do..... | 1,776 | 1,456 | 1,678 | 2,088 | 1,900 | |
| Livestock and products, total.....do..... | 1,506 | 1,326 | 1,376 | 1,541 | 1,412 | |
| Dairy products.....do..... | 325 | 335 | 337 | 344 | 333 | |
| Meat animals.....do..... | 863 | 704 | 707 | 836 | 708 | |
| Poultry and eggs.....do..... | 306 | 272 | 318 | 347 | 359 | |
| Indexes of cash receipts from marketings and CCC loans: ^{1/} | | | | | | |
| All commodities.....1935-39=100.. | 495 | 420 | 461 | 547 | 500 | |
| Crops.....do..... | 628 | 515 | 593 | 738 | 671 | |
| Livestock and products.....do..... | 396 | 349 | 362 | 406 | 372 | |
| Indexes of volume of farm marketings: ^{1/} | | | | | | |
| All commodities.....do..... | 202 | 180 | 203 | 242 | 214 | |
| Crops.....do..... | 212 | 185 | 240 | 297 | 239 | |
| Livestock and products.....do..... | 194 | 175 | 175 | 201 | 196 | |
| Industrial and commercial failures: | | | | | | |
| Failures, total.....number.. | 933 | 917 | 822 | 919 | 945 | 908 |
| Commercial service.....do..... | 68 | 72 | 75 | 81 | 70 | 73 |
| Construction.....do..... | 110 | 130 | 114 | 136 | 133 | 136 |
| Manufacturing and mining.....do..... | 179 | 204 | 168 | 180 | 196 | 191 |
| Retail trade.....do..... | 490 | 413 | 366 | 437 | 462 | 404 |
| Wholesale trade.....do..... | 86 | 98 | 99 | 85 | 84 | 104 |
| Liabilities (current), total.....thous. of dol.. | | | | | | |
| Commercial service.....do..... | 35,067 | 40,103 | 33,120 | 34,777 | 42,783 | 41,643 |
| Construction.....do..... | 4,065 | 1,857 | 2,666 | 3,655 | 1,239 | 1,106 |
| Manufacturing and mining.....do..... | 6,859 | 5,926 | 4,256 | 8,713 | 9,744 | 7,341 |
| Retail trade.....do..... | 8,099 | 17,526 | 10,798 | 10,407 | 14,106 | 11,554 |
| Wholesale trade.....do..... | 10,466 | 8,509 | 8,253 | 9,586 | 12,626 | 10,775 |
|do..... | 5,578 | 6,285 | 7,147 | 2,416 | 5,068 | 10,867 |
| COMMODITY PRICES | | | | | | |
| Consumer price index, all items.....1947-49=100.. | 114.6 | 114.3 | 114.9 | 114.9 | 115.0 | ^{2/} 114.7 |
| Apparel.....do..... | 104.6 | 104.3 | 104.6 | 104.6 | 104.7 | 104.7 |
| Food.....do..... | 111.1 | 110.4 | 111.6 | 110.8 | 109.8 | 109.5 |
| Dairy products.....do..... | 106.6 | 106.8 | 106.5 | 107.5 | 107.8 | 107.7 |

^{1/} Unadjusted. ^{2/} Index based on 1935-39=100 is 191.6.

| ITEM | 1954 | | 1955 | | | |
|---|----------|----------|-----------|---------|----------|----------|
| | November | December | September | October | November | December |
| COMMODITY PRICES - Continued | | | | | | |
| Consumer price index - Continued | | | | | | |
| Food - Continued | | | | | | |
| Fruits and vegetables.....1947-49=100.. | 109.6 | 108.4 | 110.2 | 108.5 | 109.0 | 110.7 |
| Meats, poultry, and fish.....do.... | 103.5 | 102.2 | 103.5 | 100.9 | 97.1 | 94.6 |
| Housing.....do.... | 119.5 | 119.7 | 120.4 | 120.8 | 120.9 | 120.8 |
| Gas and electricity.....do.... | 108.7 | 109.1 | 111.2 | 111.2 | 111.5 | 111.5 |
| Housefurnishings.....do.... | 105.4 | 105.4 | 103.6 | 104.4 | 104.5 | 103.4 |
| Rent.....do.... | 129.2 | 129.4 | 130.5 | 130.8 | 130.9 | 131.1 |
| Medical care.....do.... | 126.1 | 126.3 | 128.2 | 128.7 | 129.8 | 130.2 |
| Personal care.....do.... | 113.8 | 113.6 | 116.6 | 117.0 | 117.5 | 117.9 |
| Reading and recreation.....do.... | 106.3 | 106.6 | 106.7 | 106.7 | 106.3 | 106.3 |
| Transportation.....do.... | 127.6 | 127.3 | 125.3 | 126.6 | 128.5 | 127.3 |
| Other goods and services.....do.... | 120.0 | 119.9 | 120.6 | 120.6 | 120.6 | 120.6 |
| Purchasing power of the dollar as measured by— | | | | | | |
| Wholesale prices.....do.... | 90.9 | 91.3 | 89.5 | 89.6 | 89.9 | 1/ 89.8 |
| Consumer prices.....do.... | 87.3 | 87.5 | 87.0 | 87.0 | 87.0 | 1/ 87.2 |
| Retail food prices.....do.... | 90.0 | 90.6 | 89.6 | 90.3 | 91.1 | 1/ 91.3 |
| CONSTRUCTION AND REAL ESTATE | | | | | | |
| Construction contracts awarded, 37 States (F.W. Dodge Corp.): | | | | | | |
| Total projects.....number.. | 54,671 | 62,394 | 57,673 | 61,135 | 54,856 | 50,551 |
| Total valuation.....mil. of dol.. | 1,499 | 1,829 | 2,035 | 1,863 | 1,797 | 1,921 |
| Building, total.....do.... | 1,200 | 1,463 | 1,442 | 1,475 | 1,388 | 1,438 |
| Construction cost index: | | | | | | |
| E. H. Boeckh and Associates, average, 20 cities: | | | | | | |
| Apartments, hotels, and office buildings: | | | | | | |
| Brick and concrete.....U. S. avg. 1926-29=100.. | 258.2 | 258.5 | 267.8 | 268.5 | 269.1 | 270.1 |
| Brick and steel.....do.... | 253.4 | 253.8 | 263.6 | 264.4 | 265.1 | 266.1 |
| Brick and wood.....do.... | 256.8 | 257.1 | 265.7 | 266.2 | 266.7 | 267.3 |
| Commercial and factory buildings: | | | | | | |
| Brick and concrete.....do.... | 266.0 | 266.2 | 275.7 | 276.3 | 276.8 | 278.1 |
| Brick and steel.....do.... | 262.0 | 262.2 | 273.3 | 273.8 | 274.4 | 275.3 |
| Brick and wood.....do.... | 255.5 | 255.7 | 264.0 | 264.6 | 265.2 | 265.7 |
| Frame.....do.... | 256.1 | 256.4 | 265.4 | 266.4 | 266.9 | 267.3 |
| Steel.....do.... | 245.6 | 245.9 | 258.5 | 259.0 | 259.4 | 260.8 |
| Residences: | | | | | | |
| Brick.....do.... | 257.4 | 257.7 | 266.3 | 266.8 | 267.4 | 268.0 |
| Frame.....do.... | 251.4 | 251.7 | 260.3 | 260.8 | 261.3 | 261.9 |
| DOMESTIC TRADE | | | | | | |
| Printers' Ink advertising index, adjusted: | | | | | | |
| Combined index.....1947-49=100.. | 178 | 174 | 193 | r186 | 197 | |
| Business papers.....do.... | r167 | 161 | 184 | 187 | 166 | |
| Magazines.....do.... | 140 | 141 | 150 | 141 | 159 | |
| Newspapers.....do.... | r172 | 160 | 191 | 190 | 204 | |
| Outdoor.....do.... | 163 | 162 | 171 | 151 | 156 | |
| Radio (network).....do.... | r61 | 53 | 50 | 46 | 46 | |
| Television (network).....1950-52=100.. | r285 | 304 | 338 | 325 | 338 | |
| Television advertising: | | | | | | |
| Cost of facilities, total.....thous. of dol.. | 32,075 | 33,560 | 33,045 | r38,119 | 38,897 | |
| Automotive, including accessories.....do.... | 3,432 | 3,388 | 3,620 | 4,936 | 4,935 | |
| Drugs and toiletries.....do.... | 6,721 | 7,357 | 8,043 | r9,363 | 8,850 | |
| Foods, soft drinks, confectionery.....do.... | 6,735 | 7,453 | 6,922 | 7,869 | 8,131 | |
| Soaps, cleansers, etc.....do.... | 3,145 | 3,296 | 4,134 | 4,326 | 4,422 | |
| Smoking materials.....do.... | 3,734 | 3,929 | 3,499 | 3,652 | 3,764 | |
| Magazine advertising: | | | | | | |
| Cost, total.....do.... | 63,511 | 45,077 | 58,673 | 71,084 | 68,295 | |
| Apparel and accessories.....do.... | 4,728 | 3,340 | 7,515 | 6,193 | 4,876 | |
| Automotive, including accessories.....do.... | 5,878 | 3,714 | 3,661 | 5,926 | 7,504 | |
| Building materials.....do.... | 2,184 | 859 | 3,848 | 3,610 | 2,258 | |
| Drugs and toiletries.....do.... | 5,795 | 4,361 | 4,845 | 6,241 | 6,064 | |
| Foods, soft drinks, confectionery.....do.... | 8,477 | 6,472 | 7,347 | 9,223 | 8,533 | |
| Beer, wine, liquors.....do.... | 4,135 | 4,568 | 2,354 | 3,555 | 4,148 | |
| Household equipment and supplies.....do.... | 4,439 | 2,807 | 3,674 | 4,901 | 4,790 | |
| Household furnishings.....do.... | 2,948 | 1,510 | 2,493 | 4,309 | 3,516 | |
| Industrial materials.....do.... | 4,229 | 3,036 | 4,469 | 5,680 | 4,943 | |
| Soaps, cleansers, etc.....do.... | 760 | 294 | 836 | 946 | 778 | |
| Smoking materials.....do.... | 1,549 | 1,492 | 1,524 | 1,548 | 1,362 | |
| FINANCE | | | | | | |
| Federal Government finance: | | | | | | |
| Receipts, total.....mil. of dol.. | 4,905 | 4,217 | 6,180 | 2,998 | 5,527 | 5,337 |
| Receipts, net.....do.... | 4,201 | 3,742 | 5,498 | 2,692 | 4,662 | 4,889 |
| Customs.....do.... | 52 | 47 | 57 | 62 | 65 | 56 |
| Income and employment taxes.....do.... | 3,791 | 3,204 | 4,968 | 1,873 | 4,215 | 3,962 |
| Miscellaneous internal revenue.....do.... | 839 | 801 | 947 | 890 | 1,008 | 879 |
| All other receipts.....do.... | 224 | 165 | 208 | 173 | 240 | 440 |
| Expenditures, total.....do.... | 3,842 | 6,288 | 5,340 | 5,355 | 5,172 | 5,651 |
| Interest on public debt.....do.... | 368 | 1,200 | 529 | 542 | 542 | 595 |
| Veterans' services and benefits.....do.... | 373 | 401 | 363 | 364 | p426 | p408 |
| National security.....do.... | 3,316 | 3,739 | 3,611 | 3,161 | p3,116 | p3,477 |
| All other expenditures.....do.... | -215 | 947 | 837 | 1,288 | p1,089 | p1,170 |

r/ Revised. p/ Preliminary. 1/ Indexes based on 1935-39=100 are as follows: Measured by—wholesale prices, 47.0; consumer prices, 52.1; retail food, 45.2.

| ITEM | 1954 | | 1955 | | | |
|---|----------|----------|-----------|---------|----------|----------|
| | November | December | September | October | November | December |
| LEATHER AND PRODUCTS | | | | | | |
| Leather production: | | | | | | |
| Calf and kip.....thous. of skins.. | 943 | 983 | 827 | 890 | 836 | |
| Cattle hide.....thous. of hides.. | 2,074 | 2,192 | 2,157 | 2,201 | 2,230 | |
| Goat and kid.....thous. of skins.. | 2,083 | 2,190 | 1,996 | 2,182 | 2,230 | |
| Sheep and lamb.....do..... | 1,999 | 1,923 | 2,074 | 2,163 | 2,329 | |
| METALS AND MANUFACTURES | | | | | | |
| Steel forgings (for sale): | | | | | | |
| Orders, unfilled, total.....thous. of short tons.. | 461.2 | 472.7 | 552.4 | 559.7 | 584.7 | |
| Shipments, total.....do..... | 119.7 | 128.5 | 148.8 | 158.0 | 158.1 | |
| Drop and upset.....do..... | 89.3 | 96.4 | 110.1 | 120.0 | 119.7 | |
| Radiators and convectors, cast iron: | | | | | | |
| Shipments.....thous. of sq. ft.. | 2,700 | 1,956 | 3,326 | 3,115 | 2,779 | |
| Oil burners: | | | | | | |
| Shipments.....number.. | 67,660 | 46,882 | 107,972 | 94,689 | 63,186 | |
| Stocks, end of month.....do..... | 53,978 | 57,125 | 50,174 | 49,268 | 55,828 | |
| Stoves and ranges, domestic cooking, excluding electric: | | | | | | |
| Shipments, total.....number.. | 190,328 | 160,494 | 238,214 | 227,506 | 198,852 | |
| Gas (including bungalow and combination).....do..... | 174,549 | 146,135 | 218,280 | 208,633 | 183,531 | |
| Kerosene, gasoline, and fuel oil.....do..... | 9,127 | 8,773 | 12,182 | 12,039 | 8,268 | |
| Stoves, domestic heating, shipments, total.....do..... | | | | | | |
| Gas.....do..... | 284,688 | 110,245 | 353,820 | 399,454 | 303,546 | |
| Kerosene, gasoline, and fuel oil.....do..... | 195,337 | 74,513 | 214,388 | 251,629 | 212,565 | |
| Warm-air furnaces, shipments, total.....do..... | 51,528 | 26,638 | 83,236 | 81,878 | 43,534 | |
| Gas.....do..... | 107,615 | 81,130 | 164,154 | 150,331 | 120,948 | |
| Oil.....do..... | 64,312 | 50,341 | 101,828 | 94,368 | 77,427 | |
| Water heaters, gas, shipments.....do..... | 38,594 | 28,055 | 54,105 | 47,660 | 37,202 | |
| Foundry equipment (new), new orders, net mo. avg. shipments, 1947-49=100.. | 175,550 | 163,458 | 224,027 | 218,521 | 184,761 | |
| | 61.4 | 113.9 | 156.7 | 108.6 | 154.6 | |
| TEXTILE PRODUCTS | | | | | | |
| Cotton: <u>1/</u> | | | | | | |
| Consumption.....bales.. | 703,367 | 801,596 | 874,837 | 737,056 | 741,447 | 855,447 |
| Manufactures: | | | | | | |
| Spindle activity (cotton system spindles): | | | | | | |
| Active spindles, last working day, total....thousands.. | 20,782 | 20,626 | 20,799 | 20,883 | 20,902 | 20,988 |
| Consuming 100 percent cotton.....do..... | 19,348 | 19,136 | 19,243 | 19,302 | 19,352 | 19,440 |
| Spindle hours operated, all fibers, total...mil. of hr.. | 9,464 | 11,059 | 12,287 | 10,290 | 10,150 | 11,848 |
| Average per working day.....do..... | 485 | 442 | 455 | 515 | 508 | 474 |
| Consuming 100 percent cotton.....do..... | 8,768 | 10,239 | 11,363 | 9,512 | 9,393 | 10,992 |
| Operations as percent of capacity.....do..... | 131.3 | 122.5 | 138.0 | 144.9 | 143.0 | 133.3 |
| TRANSPORTATION EQUIPMENT | | | | | | |
| Railway equipment, American Railway Car Institute: | | | | | | |
| Freight cars: | | | | | | |
| Shipments, total.....number.. | 1,825 | 2,240 | 3,965 | 4,233 | 3,845 | 3,814 |
| Equipment manufacturers, total.....do..... | 1,140 | 1,436 | 2,392 | 2,856 | 2,749 | 2,714 |
| Domestic.....do..... | 672 | 1,377 | 1,708 | 2,455 | 2,331 | 2,696 |
| Railroad shops, domestic.....do..... | 685 | 804 | 1,573 | 1,377 | 1,096 | 1,100 |
| Passenger cars, equipment manufacturers: | | | | | | |
| Orders unfilled, end of month, total.....do..... | 514 | 757 | 594 | 433 | 399 | 860 |
| Domestic.....do..... | 405 | 671 | 583 | 424 | 390 | 851 |
| Shipments, total.....do..... | 54 | 57 | 355 | 206 | 38 | 39 |
| Domestic.....do..... | 34 | 34 | 350 | 204 | 38 | 39 |

1/ Revised. 1/ Date for December 1954 and September and December 1955 cover 5 weeks; other months, 4 weeks.

14,186

UNITED STATES
GOVERNMENT PRINTING OFFICE
DIVISION OF PUBLIC DOCUMENTS
WASHINGTON 25, D. C.

OFFICIAL BUSINESS

FIRST CLASS

PENALTY FOR PRIVATE USE TO AVOID
PAYMENT OF POSTAGE, \$300

WEEKLY SUPPLEMENT

SURVEY OF CURRENT BUSINESS