



SURVEY OF CURRENT BUSINESS

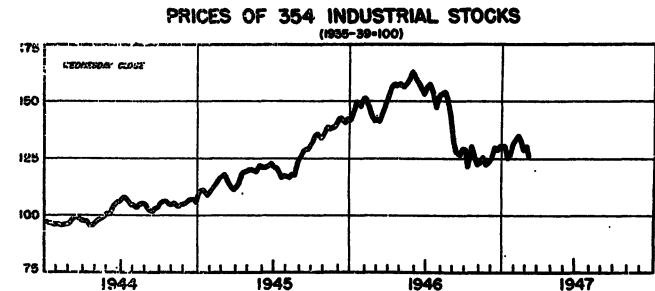
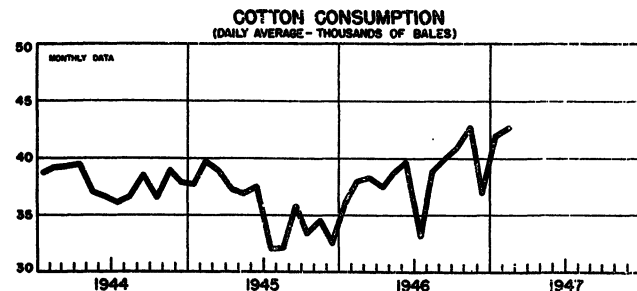
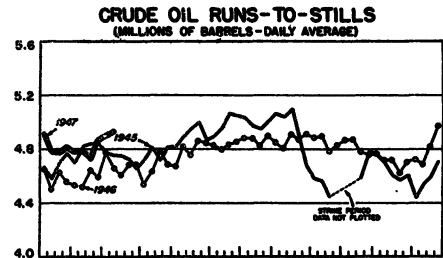
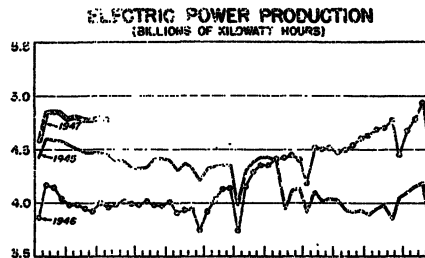
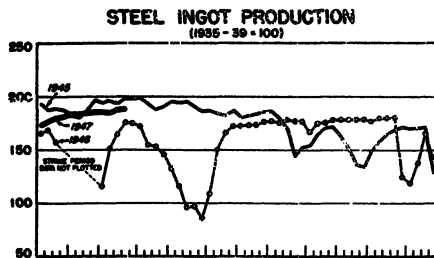
WEEKLY SUPPLEMENT

UNITED STATES DEPARTMENT OF COMMERCE
BUREAU OF FOREIGN AND DOMESTIC COMMERCE



MARCH 21, 1947

SELECTED BUSINESS INDICATORS



WEEKLY BUSINESS STATISTICS

ITEM	1947			1946		ITEM	1947			1946	
	Mar. 15	Mar. 8	Mar. 1	Mar. 15	Mar. 9		Mar. 15	Mar. 8	Mar. 1	Mar. 15	Mar. 9
Commodity prices, wholesale:											
All commodities ^{2/}1935-39=100..	148.7	146.4	108.4	108.2		Finance - Continued.					
Farm products.....do.....	181.8	176.1	133.1	133.9		Member bank reserve balances..mil. of dol..	15,847	15,930	15,781	15,653	15,444
Food.....do.....	170.7	167.5	109.5	109.2		Cross reserves, estimated.....do....	722	757	693	1,112	924
All other ^{2/}do.....	129.4	128.7	101.9	101.6		Federal Reserve reporting member banks:					
28 commodities ^{3/}August 1939=100..	336.7	329.6	320.1	189.6		Deposits, demand, adjusted..mil. of dol..	38,786	38,590	38,686	37,678	37,395
Cotton, middling, 15/16", 10 markets ^{4/}						Loans and investments, total.....do....	55,590	55,417	55,056	61,749	61,699
dol. per lb.....	.352	.344	.341	.265	.267	U. S. Government obligations ^{6/}do....	35,300	35,301	34,790	49,088	49,231
Wheat, No. 2., Ho. Min. (K.C.).....dol. per bu..	2.75	2.56	2.34	1.72	1.72	Commer., indus., and agr., loans.....do....	10,995	10,802	10,712	7,486	7,458
Department store sales.....1935-39=100..			236	233		Reserves, commercial.....number.....	51	58	74	17	22
Insured unemployment, total ^{5/}thous.....			2,332	3,609	3,655	Bond yields (Moody's).....percent.....	2.79	2.79	2.79	2.66	2.66
State programs.....do.....			1,156	1,834	1,897	Stock prices: (402 stocks).....1935-39=100..	122.0	126.8	125.1	138.8	139.6
Veterans' programs.....do.....			1,098	1,747	1,707	Production:					
Finance:						Mituminous coal ^{1/}thous. of short tons..		2,130	2,110	2,203	2,176
Bank debts, member banks in 101 cities:						Electric power.....mil. of kw-hr.....		4,787	4,797	3,988	3,953
Total.....mil. of dol..	15,740	18,563	15,607	14,516	15,462	Motor vehicles (Wards) ^{7/}number.....	104,749	104,378	105,175	35,020	23,050
New York City.....do.....	6,700	8,151	6,176	5,930	7,795	Petroleum ^{1/}thous. of bbl.....		4,824	4,771	4,415	4,403
Currency in circulation ^{4/}do.....	28,321	28,350	28,276	27,937	27,966	Steel ^{8/}thous. of tons.....1935-39=100..	187.8	185.0	185.0	165.0	151.4
Federal Reserve bank credit, total.....do....	23,780	23,804	24,761	23,483	23,297	Freight carloadings, total.....thous. of cars..		806	850	800	786
						Miscellaneous.....do.....		165	191	359	349

^{1/} Data do not always cover calendar weeks. ^{2/} See note in January 11, 1947 issue. ^{3/} Thursday prices. ^{4/} Daily average. ^{5/} Data from Federal Security Agency; see note in July 13, 1946 issue. ^{6/} Fixed and guaranteed. ^{7/} Data are for U.S. and Canada and include passenger cars, commercial cars, and trucks. ^{8/} March 22, 1947.

MONTHLY BUSINESS STATISTICS

Earlier data are available in monthly issues of the Survey and the 1942 Supplement	1947		1946		Earlier data are available in monthly issues of the Survey and the 1942 Supplement	1947		1946	
	February	February	December	January		February	February	December	January
CONSTRUCTION AND REAL ESTATE									
Engineering construction:					FINANCE - Continued				
Contract awards (M.N.E.) ^{1/}thous. of dol..	356,491	248,025	352,855	430,970	Bond yields, domestic corporate (Moody's)-Con.				
Construction cost indexes:					By groups:				
Engineering News Record:					Industrials.....percent..	2.61	2.54	2.66	2.63
Building cost.....1913=100..	298.8	295.4	288.8	297.4	Public utilities.....do....	2.72	2.65	2.77	2.73
Construction cost (all types).....do....	391.9	323.8	381.7	390.8	Railroads.....do.....	3.00	2.65	3.04	3.00
DOMESTIC TRADE									
Mail-order and store sales:					Stocks, cash dividend payments (Moody's):				
Total sales, 2 companies.....thous. of dol..	185,800	150,292	313,678	201,052	Total annual payments at current rates				
Montgomery Ward & Co.....do.....	71,205	55,231	117,282	67,097	(600 cos.).....mil. of dol..	2,195.70	1,900.31	2,110.73	2,128.87
Sears, Roebuck and Co.....do.....	114,595	95,061	196,397	133,955	Number of shares, adjusted.....millions..	954.65	941.47	954.65	954.65
FINANCE									
Bank debts, total (141 centers) mil. of dol..	72,696	66,708	93,547	83,365	Dividend rate per share (weighted average)				
New York City.....do.....	29,498	30,498	41,852	34,305	(600 cos.).....dollars..	2.30	2.02	2.21	2.23
Outside New York City.....do.....	43,198	36,210	52,295	49,060	Banks (21 cos.).....do....	3.21	3.21	3.20	3.21
Bond yields, domestic corp. (Moody's) percent.	2.78	2.68	2.83	2.79	Industrials (125 cos.).....do....	2.32	1.95	2.19	2.22
By ratings:					Insurance (21 cos.).....do....	2.99	2.58	2.59	2.59
Aa.....do.....	2.55	2.48	2.61	2.57	Public utilities (30 cos.).....do....	1.95	1.81	1.90	1.92
A.....do.....	2.64	2.56	2.69	2.65	Railroads (36 cos.).....do....	2.75	2.77	2.77	2.75
A.....do.....	2.79	2.70	2.83	2.79	Stock yields:				
Baa.....do.....	3.12	2.95	3.17	3.13	Common stocks (200), Moody's.....percent..	4.7	3.8	4.5	4.5
					Banks (15 stocks).....do....	4.2	3.7	3.9	4.2
					Industrials (125 stocks).....do....	4.6	3.6	4.4	4.4
					Insurance (10 stocks).....do....	3.3	3.0	3.3	3.3
					Public utilities (25 stocks).....do....	4.7	4.0	4.6	4.6
					Railroads (25 stocks).....do....	6.8	5.1	6.6	6.6

^{1/} Revised. ^{2/} Data for January 1947 are for 5 weeks; other months, 4 weeks.

