



SURVEY OF CURRENT BUSINESS

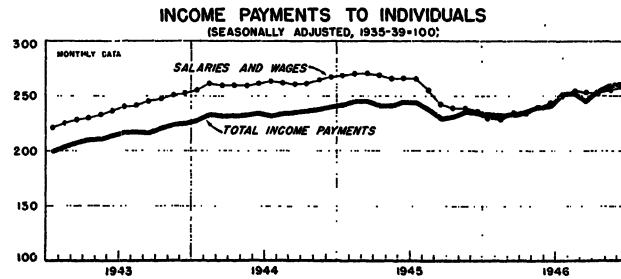
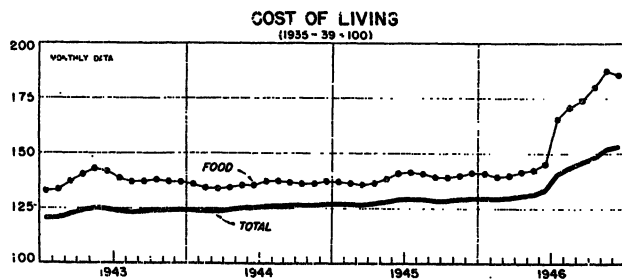
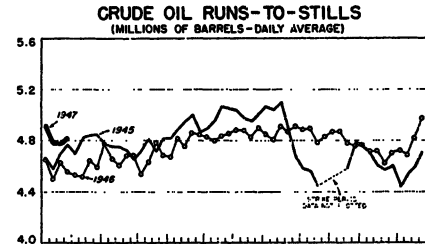
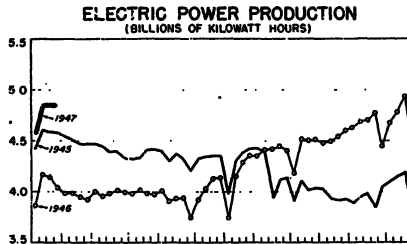
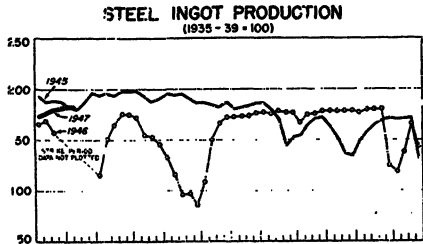
WEEKLY SUPPLEMENT



UNITED STATES DEPARTMENT OF COMMERCE
BUREAU OF FOREIGN AND DOMESTIC COMMERCE

FEBRUARY 8, 1947

SELECTED BUSINESS INDICATORS



WEEKLY BUSINESS STATISTICS

ITEM	1947			1946		ITEM	1947			1946	
	Feb. 1	Jan. 25	Jan. 18	Feb. 2	Jan. 26		Feb. 1	Jan. 25	Jan. 18	Feb. 2	Jan. 26
Commodity prices, wholesale:											
All commodities ^{2/}1926=100..	140.3	140.8	106.8	106.8	106.8	Finance - Continued.					
Farm products.....do.....	164.2	166.0	129.7	129.9	129.9	Member bank reserve balances...mil. of dol..	16,124	16,308	16,431	15,681	15,859
Food.....do.....	155.9	157.8	106.7	106.8	106.8	Excess reserves, estimated.....do....	695	793	837	1,061	1,169
All other ^{2/}do.....	127.0	126.6	100.9	100.9	100.9	Federal Reserve reporting member banks:					
28 commodities ^{3/}August 1939=100..	305.1	302.5	301.8	187.5	187.3	Deposits, demand, adjusted...mil. of dol..	39,902	40,082	40,100	38,026	38,037
Cotton, mauling, 15/16", 10 markets ^{4/}						Loans and investments, total.....do....	55,805	56,036	56,073	68,211	68,112
Wheat, No. 2, Hd. Win. (K.C.).....dol. per. lb.	2.11	2.09	2.10	5/	1.69	U. S. Government obligations ^{1/}do....	35,636	36,171	36,231	49,656	49,531
Department store sales.....1935-39=100..	220	223	197	188	188	Commer., indus., and agr., loans...do....	10,490	10,444	10,339	7,300	7,275
Insured unemployment, total ^{5/}thous.		2,351	3,163	3,087	3,087	Failures, commercial.....number.....	65	52	51	31	24
State programs.....do.....		1,118	1,862	1,892	1,892	Bond yields (Woody's).....percent.....	2.77	2.78	2.79	2.69	2.71
Veterans' programs.....do.....		1,149	1,259	1,159	1,159	Stock prices, 402 stocks.....1935-39=100..	125.1	123.8	122.0	144.5	145.1
Finance:											
Member banks, member banks in 101 cities:						Production:					
Total.....mil. of dol..	16,375	16,717	16,409	14,929	15,664	Bituminous coal ^{4/}thous. of short tons..		2,189	2,212	2,105	2,058
New York City.....do.....	6,391	7,023	6,800	7,080	7,758	Electric power.....mil. of kw-hr....		4,856	4,857	3,983	4,034
Currency in circulation ^{4/}do.....	28,272	28,353	28,501	27,918	27,668	Motor vehicles (Wards) ^{5/}number.....	95,295	95,278	75,165	89,295	89,410
Federal Reserve bank credit, total.....do....	24,514	24,201	24,105	23,898	23,922	Petroleum ^{4/}thous. of bbl....		4,672	4,524	4,609	4,626
						Steel ^{4/}do.....	183.4	181.2	180.0	11.7	10.1
						Freight carloadings, total.....thous. of cars..		822	828	723	769
						Miscellaneous.....do.....		368	372	293	290

^{1/} Data do not always cover calendar weeks. ^{2/} See note in January 11, 1947 issue. ^{3/} Thursday prices. ^{4/} Daily average. ^{5/} No quotation. ^{6/} Data from Federal Security Agency; see note in July 13, 1946 issue. ^{7/} Direct and guaranteed. ^{8/} Data are for U. S. and Canada and include passenger cars, commercial cars, and trucks. ^{9/} February 8, 1947.

MONTHLY BUSINESS STATISTICS

Earlier data are available in monthly issues of the Survey and the 1942 Supplement	1947				1946				Earlier data are available in monthly issues of the Survey and the 1942 Supplement	1947				1946							
	January	January	November	December	January	January	November	December		January	January	November	December	January	January	November	December				
COMMODITY PRICES																					
Prices received by farmers:																					
Cornmeal index.....1509-14=100..	250	206	263	264	256	207	230	232	CONSTRUCTION AND REAL ESTATE - Continued												
Crops.....do.....	223	179	220	224	199	187	186	185	New construction - Continued.												
Food grain.....do.....	164	164	180	188	83	54	83	83	Private - Continued.												
Feed grain and hay.....do.....	339	375	399	406	199	89	184	184	Farm construction.....mil. of dol..									10	8	27	10
Tobacco.....do.....	246	180	236	242	83	54	83	83	Public utility.....do.....									83	89	83	85
Fruit.....do.....	196	225	186	211	199	187	186	185	Public construction, total.....do....									199	89	184	184
Truck crops.....do.....	238	249	207	166	50	3	63	63	Residential construction.....do....									50	3	63	63
Oil-bearing crops.....do.....	336	213	342	334	14	18	16	15	Military and naval.....do.....									14	18	16	15
Livestock and products.....do.....	281	204	294	294	21	25	26	22	Nonresidential building.....do....									21	25	26	22
Meat animals.....do.....	306	206	313	311	4	9	6	4	Industrial.....do.....									4	9	6	4
Dairy products.....do.....	292	203	307	312	65	18	148	75	Highway.....do.....									65	18	148	75
Poultry and eggs.....do.....	201	197	230	226	49	25	55	49	All other.....do.....									49	25	55	49
CONSTRUCTION AND REAL ESTATE																					
New construction, total.....mil. of dol..	847	476	980	908	TRANSPORTATION																
Private, total.....do.....	648	387	732	692	Total cars.....thousands..									3,168	2,884	1,220	3,022				
Residential (nonfarm).....do.....	275	136	320	300	Coal.....do.....									759	684	712	593				
Nonresidential building, except farm and public utility.....mil. of dol..	280	189	309	297	Coke.....do.....									56	43	64	48				
Industrial.....do.....	161	100	171	167	Forest products.....do.....									167	128	222	166				
					Grains and grain products.....do....									216	207	243	207				
					Livestock.....do.....									68	65	117	63				
					Merchandise, loc. l.....do.....									445	448	642	473				
					Orn.....do.....									48	34	240	49				
					Miscellaneous.....do.....									1,409	1,174	1,974	1,416				

^{1/} Revised. ^{2/} Data for November 1946 are for 5 weeks; other months, 4 weeks.

MONTHLY BUSINESS STATISTICS - Continued

Earlier data are available in monthly issues of the Survey and the 1942 Supplement	1946				1945				1944			
	December	December	October	November	December	December	October	November	December	December	October	November
BUSINESS INDEXX				CONSTRUCTION AND REAL ESTATE								
Income payments:				Value of contracts awarded (F.R. indexes):								
Indexes, as adjusted:				Total, unadjusted.....1927-28=100..								
Total income payments.....1937-39=100..				Residential, unadjusted.....do.....								
Salaries and wages.....do.....				Total, adjusted.....do.....								
Total nonagricultural income.....do.....				Residential, adjusted.....do.....								
Total.....mil. of dol.....				Construction cost indexes:								
Salaries and wages, total.....do.....				Amer. Appr. Co.: Avg., 30 cities.1913=100..								
Community-producing industries.....do.....				Atlanta.....do.....								
Distributive industries.....do.....				New York.....do.....								
Service industries.....do.....				San Francisco.....do.....								
Government.....do.....				St. Louis.....do.....								
Public assistance and other relief.....do.....				DOMESTIC TRADE								
Dividends and interest.....do.....				All retail stores, total sales...mil. of dol..								
Entrepreneurial income and net rents and royalties.....mil. of dol..				Durable goods stores.....do.....								
Other income payments.....do.....				Nondurable goods stores.....do.....								
Total nonagricultural income.....do.....				All retail stores, indexes of sales:								
Farm marketing, volume:				Unadjusted, combined index.....1937-39=100..								
Indexes, unadjusted:				Durable goods stores.....do.....								
Total farm marketings.....1937-39=100..				Nondurable goods stores.....do.....								
Crops.....do.....				Adjusted, combined index.....do.....								
Livestock and products.....do.....				Index eliminating price charges.....do.....								
Indexes, adjusted:				Durable goods stores.....do.....								
Total farm marketings.....do.....				Nondurable goods stores.....do.....								
Crops.....do.....				CHEMICALS AND ALLIED PRODUCTS								
Livestock and products.....do.....				Oils, fats, and by products:								
Cash farm income, total, including Government payments.....mil. of dol..				Animal, including fish oil:								
Income from marketings.....do.....				Animal fats:								
Indexes of cash income from marketings:				Production.....thous. of lb..								
Crops and livestock, combined index:				Stocks, end of month.....do.....								
Unadjusted.....1937-39=100..				Greases:								
Adjusted.....do.....				Production.....do.....								
Crops.....do.....				Stocks, end of month.....do.....								
Livestock and products.....do.....				Fish oils:								
Dairy products.....do.....				Production.....do.....								
Meat animals.....do.....				Stocks, end of month.....do.....								
Poultry and eggs.....do.....				Vegetable oils, total:								
COMMODITY PRICES				Production, crude.....do.....								
Consumers' price index (U.S. Dept. of Labor):				Stocks, end of month:								
Continued index.....1937-39=100..				Crude.....do.....								
Clothing.....do.....				Refined.....do.....								
Food.....do.....				Cottonseed oil, refined:								
Fuel, electricity, and ice.....do.....				Production.....do.....								
Gas and electricity.....do.....				Stocks, end of month.....do.....								
Other fuels and ice.....do.....				Lined oil:								
Auto-furnishings.....do.....				Production.....do.....								
Bent.....do.....				Stocks, end of month.....do.....								
Miscellaneous.....do.....				Soybean oil:								
Retail prices, U.S. Department of Commerce				Production: Crude.....do.....								
All commodities, index.....1937-39=100..				Refined.....do.....								
Wholesale prices (U.S. Department of Labor):				Stocks, end of month: Crude.....do.....								
Continued index.....1926=100..				Refined.....do.....								
Economic classes:				NONFELS AND MANUFACTURES								
Manufactured products.....do.....				Pig iron, production.....thous. short tons..								
Raw materials.....do.....				Foundry equipment:								
Semi-manufactured articles.....do.....				New orders, net, total.....1937-39=100..								
Farm products.....do.....				New equipment.....do.....								
Grains.....do.....				Repairs.....do.....								
Livestock and poultry.....do.....				PAPER AND PRINTING								
Commodities other than farm products.....do.....				Wood pulp:								
Foods.....do.....				Production, total, all grades...short tons..								
Building materials.....do.....				Bleached sulphite.....do.....								
Brick and tile.....do.....				Unbleached sulphite.....do.....								
Cement.....do.....				Bleached sulphite.....do.....								
Lumber.....do.....				Unbleached sulphite.....do.....								
Paint and paint materials.....do.....				Soda.....do.....								
Chemicals and allied products.....do.....				Groundwood.....do.....								
Crude and pharmaceuticals.....do.....				Stocks, end of mo., total, all grades.....do.....								
Fertilizer materials.....do.....				Bleached sulphite.....do.....								
Oils and fats.....do.....				Unbleached sulphite.....do.....								
Fuel and lighting materials.....do.....				Bleached sulphite.....do.....								
Electricity.....do.....				Unbleached sulphite.....do.....								
Glass.....do.....				Soda.....do.....								
Petroleum products.....do.....				Groundwood.....do.....								
Hides and leather products.....do.....				Crude petroleum:								
Hosiery and underwear.....do.....				Consumption (runs to stills), thous. of bbl..								
Knives and skin.....do.....				Production.....do.....								
Leather.....do.....				Stocks, end of month.....do.....								
Shoes.....do.....				Refinable in U.S.....do.....								
House furnishings.....do.....				Heavy in California.....do.....								
Furnishings.....do.....				Refined petroleum products:								
Furniture.....do.....				Gas and fuel oils:								
Metals and metal products.....do.....				Production:								
Iron and steel.....do.....				Gas oil and distillate fuel oil.....do.....								
Metals, nonferrous.....do.....				Residual fuel oil.....do.....								
Plumbing and heating equipment.....do.....				Stocks, end of month.....do.....								
Textile products.....do.....				Gas oil and distillate fuel oil.....do.....								
Clothing.....do.....				Residual fuel oil.....do.....								
Cotton goods.....do.....				Motor fuel:								
Hosiery and underwear.....do.....				Production, total.....do.....								
Rayon.....do.....				Straight run gasoline.....do.....								
Silk.....do.....				Cracked gasoline.....do.....								
Woolen and worsted goods.....do.....				Natural gasoline.....do.....								
Miscellaneous.....do.....				Stocks, gasoline, end of month:								
Automobile tires and tubes.....do.....				Finished gasoline, total.....do.....								
Paper and pulp.....do.....				Unfinished gasoline.....do.....								
				Natural gasoline.....do.....								
				Lubricants:								
				Production.....do.....								
				Stocks, refinery, end of month.....do.....								

† Revised. ‡ Data not available. § Reports not collected.