



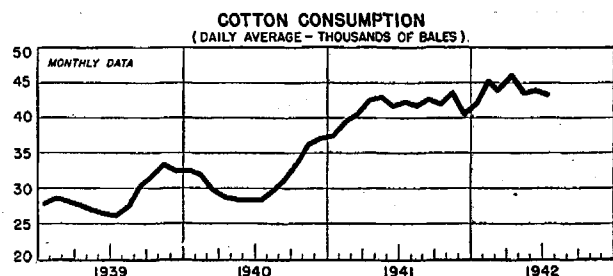
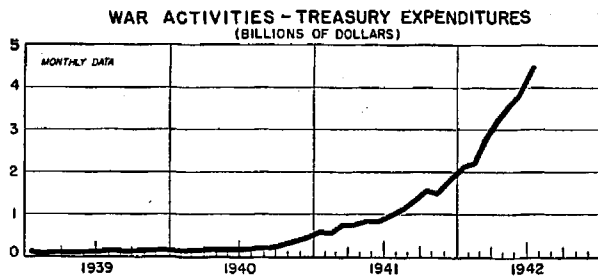
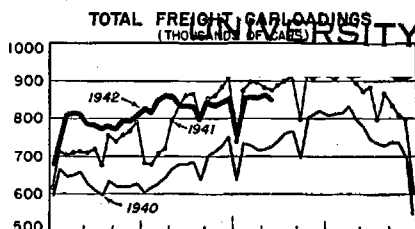
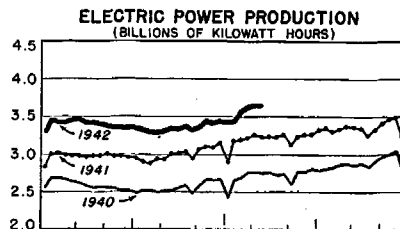
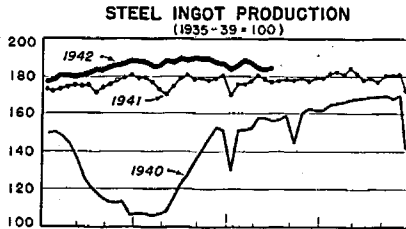
SURVEY OF CURRENT BUSINESS WEEKLY SUPPLEMENT

UNITED STATES DEPARTMENT OF COMMERCE
BUREAU OF FOREIGN AND DOMESTIC COMMERCE



WASHINGTON, D. C., AUGUST 20, 1942

SELECTED BUSINESS INDICATORS



WEEKLY BUSINESS STATISTICS*

ITEM	1942			1941		ITEM	1942			1941	
	Aug. 15	Aug. 8	Aug. 1	Aug. 16	Aug. 9		Aug. 15	Aug. 8	Aug. 1	Aug. 16	Aug. 9
Commodity prices, wholesale:						Finance—Continued.					
All commodities..... 1926=100.....	98.6	98.6	89.6	89.6	89.6	Federal Reserve reporting member banks:					
Farm products..... do.....	105.4	105.6	86.4	86.4	87.5	Deposits, demand, adjusted mil. of dol.	26,526	26,138	26,670	24,245	24,217
Food..... do.....	99.7	100.1	86.7	86.2	86.2	Loans and investments, total..... do.....	33,603	33,509	33,512	28,874	28,761
All other..... do.....	95.7	95.8	90.7	90.7	90.6	U. S. Govt. obligations ^o do.....	19,509	19,441	19,397	14,559	14,553
28 basic commodities ^o August 1939=100.....	167.2	167.0	150.6	151.8	151.8	Commercial, industrial, and agricultural loans..... mil. of dol.	6,425	6,408	6,432	6,146	6,087
Cotton, mid., 1 1/4", 10 mkts. f. dol. per lb.	.184	.187	.157	.157	.163	Failures, commercial..... number.....	174	160	168	230	220
Wheat, No. 2, hd. win. (K. C.) dol. per bu.	1.11	1.10	1.07	1.07	1.06	Bond yields (Money) ^o percent.....	3.34	3.34	3.34	3.29	3.28
Department store sales..... 1935-39=100.....	110	110	114	114	118	Stock prices (Stan. & Poor) ^Δ 1935-39=100.....	67.9	67.7	67.7	82.4	84.2
Finance:						Production:					
Bank debits, member banks in 101 cities: ^f						Bituminous coal..... thous. of short tons.....	1,821	1,867	1,831	1,783	1,783
Total..... mil. of dol.	9,004	10,213	8,648	7,887	9,006	Electric power..... mil. of kw-hr.....	3,637	3,649	3,238	3,233	3,233
New York..... do.....	3,473	4,334	3,221	3,174	3,710	Petroleum [†] thous. of bbl.	3,970	3,383	3,953	3,912	3,912
Currency in circulation..... do.....	12,891	12,812	12,682	9,807	9,796	Steel [⊕] 1935-39=100.....	184.9	183.6	184.5	176.9	178.2
Federal Reserve bank credit, total..... do.....	3,512	3,446	3,247	2,231	2,231	Freight carloadings, total..... thous. of cars.....	850	864	890	879	879
Member bank reserve balances..... do.....	12,709	12,602	12,545	12,948	12,951	Miscellaneous..... do.....	387	395	368	361	361
Excess reserves, estimated..... do.....	2,381	2,246	2,196	5,027	5,018						

*Data do not cover calendar weeks in all cases. †Preliminary. ⊕Thursday prices. †Daily average. ⊕Index for week ended August 22, 1942.
^fDebits to demand deposit accounts, except interbank and U. S. Government accounts, in 101 cities. ^oDirect and guaranteed. ^Δ402 stocks.

MONTHLY BUSINESS STATISTICS

Earlier data are available in monthly issues of the Survey and the 1940 Supplement	1942		1941		Earlier data are available in monthly issues of the Survey and the 1940 Supplement	1942		1941	
	July	July	May	June		July	July	May	June
COMMODITY PRICES					COMMODITY PRICES—Continued				
Cost of living (N. I. C. B.):					Wholesale prices—Continued.				
Combined index..... 1923=100.....	97.5	88.9	97.3	97.3	Farm products..... 1926=100.....	105.3	85.8	104.4	104.4
Clothing..... do.....	88.0	73.8	88.6	88.1	Grains..... do.....	89.1	76.3	92.2	88.8
Food..... do.....	100.3	86.2	99.1	99.5	Livestock and poultry..... do.....	117.8	98.9	117.6	116.9
Fuel and light..... do.....	90.4	87.8	90.5	90.4	Commodities other than farm products*..... 1926=100.....	97.0	89.3	97.4	97.1
Housing..... do.....	90.8	88.4	91.1	91.0	Foods..... do.....	99.2	84.7	98.9	99.3
Sundries..... do.....	104.1	98.7	104.2	104.1	Cereal products*..... do.....	87.2	80.3	89.0	87.2
Retail prices (Fairchild's index):					Dairy products..... do.....	96.0	87.7	93.5	92.0
Combined index..... Dec. 31, 1930=100.....	113.1	99.6	113.2	113.1	Fruits and vegetables..... do.....	96.5	69.4	96.7	105.4
Apparel:					Meats..... do.....	113.4	93.8	114.8	113.9
Infants..... do.....	108.0	98.7	108.3	108.0	Commodities other than farm products and foods..... 1926=100.....	95.7	89.7	95.7	95.6
Men's..... do.....	105.1	91.5	105.2	105.1	Building materials..... do.....	110.3	103.1	110.1	110.1
Women's..... do.....	112.8	96.9	113.0	112.9	Brick and tile..... do.....	98.0	94.2	98.0	98.1
Home furnishings..... do.....	115.6	102.4	115.7	115.6	Cement..... do.....	94.2	92.1	94.2	94.2
Piece goods..... do.....	112.3	93.3	112.2	112.2	Lumber..... do.....	132.9	122.3	131.5	131.7
Wholesale prices (U. S. Dept. of Labor):					Paint and paint materials*..... do.....	100.7	91.6	100.6	100.3
Combined index (889 quotations)..... 1926=100.....	98.7	88.8	98.8	98.6	Chemicals and allied products [†] do.....	96.7	85.2	97.3	97.2
Economic classes:					Chemicals [†] do.....	96.5	87.3	96.5	96.5
Manufactured products..... do.....	98.6	90.1	99.0	98.6	Drugs and pharmaceuticals [†] do.....	129.1	100.0	129.1	129.1
Raw materials..... do.....	100.1	86.1	99.7	99.8					
Semimanufactured articles..... do.....	92.8	87.9	92.9	92.8					

*Preliminary. †New series; see note on corresponding item in the July 1942 SURVEY. †Revised series; see note on corresponding item in the July 1942 SURVEY.

MONTHLY BUSINESS STATISTICS—Continued

Earlier data are available in monthly issues of the Survey and the 1940 Supplement	1942				Earlier data are available in monthly issues of the Survey and the 1940 Supplement	1942			
	July	July	May	June		July	July	May	June
COMMODITY PRICES—Continued					COMMODITY PRICES—Continued				
Wholesale prices—continued:					Wholesale prices of individual commodities—Con.				
Commodities other than farm, etc.—Con.					Petroleum and products:				
Chemicals and allied products—continued:					Gasoline, tank wagon (N. Y.)... dol. per gal.				
Fertilizer materials †..... 1926=100					Gasoline, refinery (Okla.)..... do.....				
Oils and fats*..... do.....					Kerosene, water white, 47° refinery..... do.....				
Fuel and lighting materials..... do.....					Potatoes, white (N. Y.)..... dol. per 100 lb.				
Petroleum products..... do.....					Rosin, gum "H" (Sav.), bulk..... do.....				
Hides and leather products..... do.....					Turpentine, gum, spirits (Sav.)..... dol. per gal.				
Hides and skins..... do.....					Veg. shortening, tierces (Chi.)..... dol. per lb.				
Leather..... do.....					Wool, raw, Ohio and Penna. fleeces..... do.....				
Shoes..... do.....					Purchasing power of the dollar:				
House-furnishing goods..... do.....					Wholesale prices..... 1923-25=100.....				
Furnishings..... do.....					Retail food prices†.....				
Furniture..... do.....					Prices received by farmers.....				
Metals and metal products..... do.....					Cost of living†.....				
Iron and steel..... do.....					CONSTRUCTION AND REAL ESTATE				
Metals, nonferrous..... do.....					Contract awards, F. W. Dodge Corp. (37 states):				
Plumbing and heating equipment..... do.....					Total projects..... number.....				
Textile products..... do.....					Total valuation..... thous. of dol.				
Clothing..... do.....					Building, total..... do.....				
Cotton goods..... do.....					FINANCE				
Hosiery and underwear..... do.....					Banking:				
Rayon*..... do.....					Bank debts, total (141 cities)..... mil. of dol.				
Woolen and worsted goods..... do.....					New York City..... do.....				
Miscellaneous..... do.....					Outside New York City..... do.....				
Automobile tires and tubes..... do.....					Security markets:				
Paper and pulp..... do.....					Bonds:				
Wholesale prices of individual commodities:†					Prices:				
Brick, com., comp. (f. o. b. pl.) dol. per thous.					Average price of all listed bonds (N. Y. S. E.)..... dollars.....				
Coal:					Domestic..... do.....				
Bituminous, mine run, composite					Foreign..... do.....				
dol. per short ton.....					Value, issues listed on N. Y. S. E.:				
Bituminous, prepared sizes, comp. do.....					Face value, all issues..... mil. of dol.....				
Cotton, middling 1½", average 10 markets					Domestic..... do.....				
cents per lb.....					Foreign..... do.....				
Cotton cloth, mill margins.....					Market value, all issues.....				
Cottonseed oil, refined, summer, yellow, prime					Domestic..... do.....				
(N. Y.)..... dol. per lb.....					Foreign..... do.....				
Dairy products, butter, 92 score (N. Y.)..... do.....					Stocks:				
Grain and grain products:					Prices:				
Corn:					Average price of all listed shares (N. Y. S. E.)..... Dec. 31, 1924=100.....				
No. 3 yellow (Chicago)..... dol. per bu.....					Shares listed, N. Y. S. E.:				
No. 3 white (Chicago)..... do.....					Market value, all listed shares mil. of dol.....				
Weighted avg., 5 mkts., all grades..... do.....					Number of shares listed..... millions.....				
Wheat:					FOODSTUFFS				
No. 2, Red Winter (St. Louis)..... do.....					Stocks, cold-storage, end of month:				
No. 2, Hard Winter (K. C.)..... do.....					Butter, creamery..... thous. of lb.....				
Weighted avg., 6 mkts., all grades..... do.....					Cheese, total..... do.....				
Wheat flour:					Eggs:				
Standard patents (Mpls.)..... dol. per bbl.....					Shell..... thous. of cases.....				
Winter straights (K. C.)..... do.....					Frozen..... thous. of lb.....				
Lard in tierces:					Fish, total (15th of month)..... do.....				
Prime, contract (N. Y.)..... dol. per lb.....					Total meats..... mil. of lb.....				
Refined (Chicago)..... do.....					Beef and veal..... thous. of lb.....				
Lined oil (N. Y.)..... do.....					Lamb and mutton..... do.....				
Livestock:					Pork, total..... do.....				
Beef steers (Chicago)..... dol. per 100 lb.....					Fresh and cured..... do.....				
Steers, corn fed..... do.....					Lard..... do.....				
Calves, vealers..... do.....					Poultry..... do.....				
Hogs, heavy (Chicago)..... do.....									
Sheep, ewes (Chicago)..... do.....									
Sheep, lambs..... do.....									
Lumber, ponderosa pine, 1 x 8, No. 3, common*..... dol. per M bd. ft.....									
Meats:									
Beef, fresh, native steers (Chi.)..... dol. per lb.....									

	1942					1942			
	June	June	April	May		June	June	April	May
EMPLOYMENT AND WAGES					EMPLOYMENT AND WAGES—Continued				
National Industrial Conference Board:					Wages—Continued.				
Average weekly hours per worker in factories					Factory average hourly earnings—Continued.				
hours.....					U. S. Dept. of Labor—Continued.				
Factory average weekly earnings..... dollars.....					Durable goods—Continued.				
Factory average hourly earnings..... do.....					Metals, nonferrous and products, dollars.....				
Labor conditions:					Brass, bronze, and copper prod..... do.....				
Average weekly hours per worker in factories:					Stone, clay, and glass products..... do.....				
U. S. Dept. of Labor (90 industries) hours.....					Brick, tile, and terra cotta..... do.....				
Wages:					Glass..... do.....				
Factory average weekly earnings:					Transportation equipment..... do.....				
U. S. Dept. of Labor (90 industries)..... dollars.....					Aircraft*..... do.....				
Durable goods..... do.....					Automobiles..... do.....				
Nondurable goods..... do.....					Shipbuilding*..... do.....				
Factory average hourly earnings:					Nondurable goods..... do.....				
U. S. Dept. of Labor (90 industries)..... do.....					Chem., petroleum, and coal prod..... do.....				
Durable goods..... do.....					Chemicals..... do.....				
Iron and steel, etc., not incl. mech. do.....					Paints and varnishes..... do.....				
Blast furnaces, steel works, and rolling mills..... dollars.....					Petroleum refining..... do.....				
Hardware..... do.....					Rayon and allied products..... do.....				
Struct'l and ornam'l metal work..... do.....					Food and kindred products..... do.....				
Tin cans and other tinware..... do.....					Baking..... do.....				
Lumber and allied products..... do.....					Slaughtering and meat packing..... do.....				
Furniture..... do.....					Leather and its manufactures..... do.....				
Lumber, sawmills..... do.....					Boots and shoes..... do.....				
Machinery, excl. transp. equip..... do.....					Paper and printing..... do.....				
Agricult' implements (incl. trac's)..... do.....					Paper and pulp..... do.....				
Electrical machinery, etc..... do.....					Rubber products..... do.....				
Engines, turbines, etc..... do.....					Rubber tires and inner tubes..... do.....				
Foundry and machine-shop prod..... do.....					Textiles and their products..... do.....				
Machine tools*..... do.....					Fabrics..... do.....				
Radios and phonographs..... do.....					Wearing apparel..... do.....				
					Tobacco manufactures..... do.....				

* Revised. † Preliminary. * No quotation.
 * New series. See note on corresponding item in the July 1942 SURVEY.
 † Of the wholesale price series for individual commodities published regularly in the SURVEY, only those which showed changes from June to July are included here.
 Revisions in 1942 data for other series: Hams, smoked, Chicago—May, \$0.300, June, \$0.295; Southern pine flooring, B and better, April, May and June, \$55.00.