



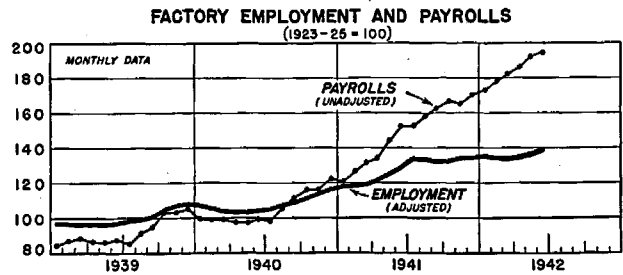
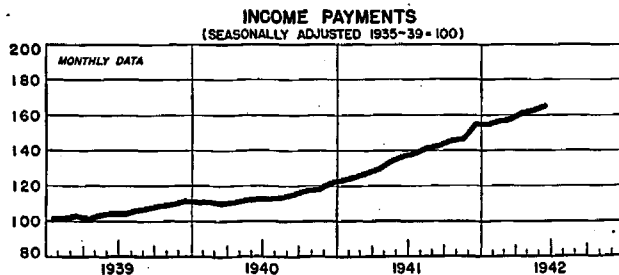
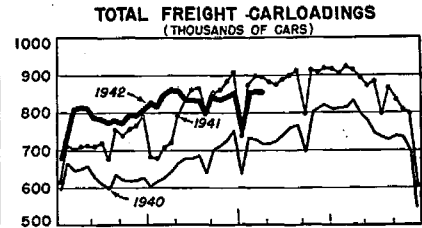
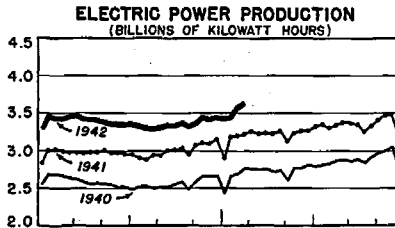
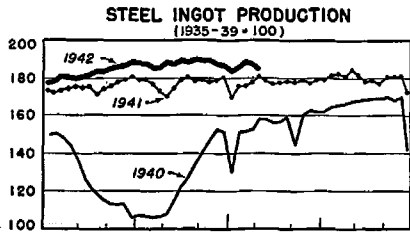
# SURVEY OF CURRENT BUSINESS WEEKLY SUPPLEMENT



**UNITED STATES DEPARTMENT OF COMMERCE  
BUREAU OF FOREIGN AND DOMESTIC COMMERCE**

WASHINGTON, D. C., AUGUST, 6, 1942

## SELECTED BUSINESS INDICATORS



## WEEKLY BUSINESS STATISTICS\*

ITEM	1942			1941		ITEM	1942			1941	
	Aug. 1	July 25	July 18	Aug. 2	July 26		Aug. 1	July 25	July 18	Aug. 2	July 26
<b>Commodity prices, wholesale:</b>						<b>Finance—Continued.</b>					
All commodities.....1926=100.....	98.4	98.3	89.2	88.8		Federal Reserve reporting member banks:					
Farm products.....do.....	105.4	104.9	87.2	86.7		Deposits, demand, adjusted...mil. of dol.	26,670	26,313	25,822	24,544	24,381
Food.....do.....	98.9	98.3	85.5	84.6		Loans and investments, total.....do.....	33,512	33,396	33,338	28,771	28,646
All other.....do.....	95.9	95.9	90.2	90.0		U. S. Govt. obligations.....do.....	19,387	19,218	19,110	14,588	14,593
28 basic commodities⊙...August 1939=100...	166.4	166.3	167.6	151.3	149.9	Commercial, industrial, and agricultural loans.....mil. of dol.	6,432	6,430	6,481	6,047	6,011
Cotton, mid., 1 1/16", 10 mkts. f. dol. per lb.	.187	.192	.196	.164	.165	Failures, commercial.....number	168	190	167	190	253
Wheat, No. 2, hd. win. (K. C.) dol. per bu.	1.10	1.07	1.07	1.01	.98	Bond yields (Moody's).....percent	3.34	3.35	3.35	3.29	3.29
Department store sales.....1935-39=100.....		92	93	102	87	Stock prices (St. & Poor)Δ...1935-39=100...	67.7	69.4	69.7	84.6	84.4
<b>Finance:</b>						<b>Production:</b>					
Bank debits, member banks 101 cities: †						Bituminous coal.....thous. of short tons.....	1,842	1,850	1,779	1,817	
Total.....mil. of dol.	8,648	9,386	9,766	8,255	8,760	Electric power.....mil. of kw-hr.....	3,626	3,565	3,263	3,221	
New York City.....do.....	3,221	3,444	3,963	3,313	3,530	Petroleum.....thous. of bbl.....	3,691	3,713	3,695	3,870	
Currency in circulation.....do.....	12,682	12,557	12,514	9,719	9,638	Steel⊕.....1935-39=100.....	184.6	188.6	180.6	177.7	
Federal Reserve bank credit, total.....do.....	3,237	3,196	3,227	2,245	2,248	Freight carloadings, total.....thous. of cars.....	856	857	883	898	
Member bank reserve balances.....do.....	12,545	12,551	12,042	13,097	13,117	Miscellaneous.....do.....	390	386	364	368	
Excess reserves, estimated.....do.....	2,200	2,296	2,065	5,155	5,181						

\*Data do not cover calendar weeks in all cases. †Preliminary. ⊕Thursday prices. †Daily average. ⊕Index for week ended August 8, 1936. †Debits to demand deposit accounts, except interbanks and U. S. Government accounts, in 101 cities. †Direct and guaranteed. Δ402 stocks.

## MONTHLY BUSINESS STATISTICS

Earlier data are available in monthly issues of the Survey and the 1940 Supplement	1942	1941	1942		Earlier data are available in monthly issues of the Survey and the 1940 Supplement	1942	1941	1942	
	July	July	May	June		July	July	May	June
<b>COMMODITY PRICES</b>					<b>FINANCE—Continued</b>				
<b>Prices received by farmers:</b>					<b>Stock prices—Continued.</b>				
U. S. Department of Agriculture:					New York Times (50 stocks).....dol. per share...				
Combined index.....1909-14=100.....	154	125	152	151	Industrials (25 stocks).....do.....	129.42	162.57	119.25	125.05
Chickens and eggs.....do.....	145	127	134	137	Railroads (25 stocks).....do.....	18.71	21.92	17.35	17.10
Cotton and cottonseed.....do.....	165	121	159	153	<b>TRANSPORTATION</b>				
Dairy products.....do.....	144	132	143	141	<b>Freight-car loadings (A. A. R.): †</b>				
Fruits.....do.....	131	93	131	148	Total cars.....thousands.....	3,322	3,413	4,171	3,386
Grains.....do.....	115	98	120	116	Coal.....do.....	605	578	830	661
Meat animals.....do.....	192	151	189	191	Coke.....do.....	54	53	70	57
Truck crops.....do.....	200	120	152	169	Forest products.....do.....	203	174	245	204
Miscellaneous.....do.....	139	107	138	134	Grains and grain products.....do.....	194	230	174	154
<b>FINANCE</b>					<b>Livestock.....do.....</b>				
<b>Stock prices:</b>					Merchandise, I. c. I.....do.....				
Dow-Jones & Co., Inc. (65 stocks).....dol. per share.....					Ore.....do.....				
Industrials (30 stocks).....do.....	35.54	43.01	33.12	34.20	Miscellaneous.....do.....	1,517	1,425	1,878	1,528
Public utilities (15 stocks).....do.....	106.94	127.57	98.42	103.75	Freight-car surplus, total.....do.....	71	67	70	82
Rails (20 stocks).....do.....	11.75	18.48	11.68	11.93	Box cars.....do.....	46	27	42	55
	25.63	29.60	24.29	23.59	Coal cars.....do.....	9	20	10	9

† Revised.  
† Data for May are for 5 weeks; other months, 4 weeks.

MONTHLY BUSINESS STATISTICS—Continued

Earlier data are available in monthly issues of the Survey and the 1940 Supplement	1942	1941	1942		Earlier data are available in monthly issues of the Survey and the 1940 Supplement	1942	1941	1942	
	June	June	April	May		June	June	April	May
<b>BUSINESS INDEXES</b>					<b>TRANSPORTATION</b>				
Income payments:†					Financial operations (class I steam railways):				
Indexes, adjusted:					Operating revenues, total.....thous. of dol.				
Total income payments.....1935-39=100					Freight.....do				
Salaries and wages.....do					Passenger.....do				
Total nonagricultural income.....do					Operating expenses.....do				
Total.....mil. of dol.					Net railway operating income.....do				
Salaries and wages:					<b>FUELS AND BYPRODUCTS</b>				
Total.....do					Coke:				
Commodity-producing industries					Production:				
mil. of dol.					Beehive.....thous. of short tons				
Work-relief wages.....do					Byproduct.....do				
Direct and other relief.....do					Stocks, end of month:				
Soc.-sec. benefits and other lab. inc. do					Byproducts plants, total.....do				
Dividends and interest.....do					At furnace plants.....do				
Entrepreneurial income and net rents and royalties.....mil. of dol.					At merchant plants.....do				
Total nonagricultural income.....do					<b>LEATHER AND PRODUCTS</b>				
Total.....do					Production, boots, shoes, and slippers:				
<b>CONSTRUCTION AND REAL ESTATE</b>					Total.....thous. of pairs				
Construction cost indexes:					Athletic.....do				
Federal Home Loan Bank Board:					All fabric (satin, canvas, etc.).....do				
Standard 6-room frame house:					Part fabric and part leather.....do				
Combined index.....1935-39=100					High and low cut, leather, total.....do				
Materials.....do					Government shoes*.....do				
Labor.....do					Civilian shoes:				
Real estate:					Boys' and youths'.....do				
Estimated new mortgage loans by all savings and loan associations, total.....thous. of dol.					Infants'.....do				
Classified according to purpose:					Misses' and children's.....do				
Mortgage loans on homes:					Men's.....do				
Construction.....do					Women's.....do				
Home purchase.....do					Slippers and moccasins for housewear				
Refinancing.....do					All other footwear.....thous. of pairs				
Repairs and reconditioning.....do					Total.....do				
Loans for all other purposes.....do					National Lumber Mfrs. Assn.: †				
Classified according to type of association:					Production, total.....mil. bd. ft.				
Federal.....thous. of dol.					Hardwoods.....do				
State members.....do					Softwoods.....do				
Nonmembers.....do					Shipments, total.....do				
<b>DOMESTIC TRADE</b>					Hardwoods.....do				
Retail trade:					Softwoods.....do				
Chain-store sales, indexes:					Stocks, gross, end of month, total.....do				
Drug chain-store sales*:					Hardwoods.....do				
Unadjusted.....1935-39=100					Softwoods.....do				
Adjusted.....do					Southern pine:				
All retail stores, total sales*.....mil. of dol.					Orders, new†.....do				
Durable goods stores*.....do					Orders, unfiled, end of month.....do				
Nondurable goods stores*.....do					Production†.....do				
By kinds of business*:					Shipments†.....do				
Apparel.....do					Stocks, end of month.....do				
Automotive.....do					Western pine:				
Building materials and hardware.....do					Orders, new†.....do				
Drug.....do					Orders, unfiled, end of month†.....do				
Eating and drinking.....do					Production†.....do				
Food stores.....do					Shipments†.....do				
Filling stations.....do					Stocks, end of month.....do				
General merchandise.....do					West coast woods:				
House furnishings.....do					Orders, new†.....do				
Other retail stores.....do					Orders, unfiled, end of month.....do				
All retail stores, indexes of sales*:					Production†.....do				
Unadjusted, combined index.....1935-39=100					Shipments†.....do				
Durable goods stores.....do					Stocks, end of month.....do				
Nondurable goods stores.....do					<b>PAPER AND PRINTING</b>				
Adjusted, combined index.....do					Wood pulp:				
Durable goods stores.....do					Production:				
Nondurable goods stores.....do					Total, all grades.....short tons				
By kinds of business, adjusted*:					Chemical:				
Apparel.....do					Sulphate, total.....do				
Automotive.....do					Unbleached.....do				
Building materials and hardware.....do					Sulphite, total.....do				
Drug.....do					Bleached.....do				
Eating and drinking.....do					Soda.....do				
Food stores.....do					Groundwood.....do				
Filling stations.....do					Stocks, end of month:				
General merchandise.....do					Total, all grades.....do				
House furnishings.....do					Chemical:				
Other retail stores.....do					Sulphate, total.....do				
<b>EMPLOYMENT AND WAGES</b>					Unbleached.....do				
Employment:					Sulphite, total.....do				
Employment estimates, unadj. (U. S. Dept. of Labor)*:					Bleached.....do				
Civil nonagri. empl. total.....thousands.					Soda.....do				
Employees in nonagri. estab., total					Groundwood.....do				
thousands.					<b>TEXTILE PRODUCTS</b>				
Manufacturing.....do					Wool:				
Mining.....do					Consumption (scoured basis):‡				
Construction.....do					Apparel class.....thous. of lb.				
Transportation and public utilities					Carpet class.....do				
thousands.					Machinery activity (weekly average):‡				
Trade.....do					Looms:				
Financial, service, and misc.....do					Woolen and worsted:				
Government.....do					Broad.....thous. of act. hrs.				
<b>FINANCE</b>					Narrow.....do				
Life insurance:					Carpet and rug.....do				
Association of Life Insurance Presidents:					Spinning spindles:				
Premium collections, total⊗.....thous. of dol.					Woolen.....do				
Annuities.....do					Worsted.....do				
Group.....do									
Industrial.....do									
Ordinary.....do									

\* Revised. † Preliminary.  
 \* New series. See note on corresponding item in the July 1942 SURVEY.  
 † Revised series. See note on corresponding item in the July 1942 SURVEY.  
 ‡ Data for June 1942 are for 5 weeks; other months, 4 weeks.