

RESEARCH LIBRARY

Federal Reserve Bank

of St. Louis

✓mF

U.S. Financial Data

DEC 07 1989

November 30, 1989

THE WEEK'S HIGHLIGHTS:

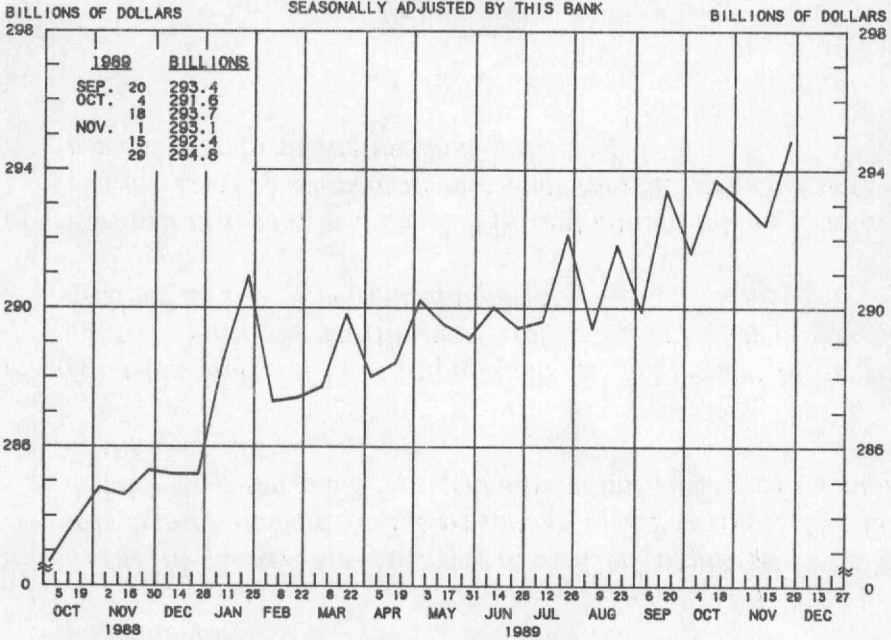
- ✓ *The growth rate of the nation's real GNP in the third quarter was revised upward to 2.7 percent from the 2.5 percent estimated previously. The revision primarily reflects a narrowing of the trade deficit. Real GNP has expanded at a 2.6 percent annual rate over the past two quarters, compared with 3.3 percent growth in the previous year.*
- ✓ *The third-quarter rate of increase in the GNP implicit price deflator was revised upward to 3.2 percent from 2.9 percent. The GNP deflator has risen at a 3.9 percent annual rate since the first quarter of the year.*
- ✓ *After-tax profits of U.S. corporations fell 7.2 percent in the third quarter. Since the fourth quarter of last year, such profits have declined at a 14.9 percent annual rate.*
- ✓ *Personal income rose at an 11.5 percent annual rate in October. It has increased at a 6 percent rate since March, compared with 9.6 percent growth in the previous year.*



Views expressed do not necessarily reflect official positions of the Federal Reserve System.

ADJUSTED MONETARY BASE

AVERAGES OF DAILY FIGURES
SEASONALLY ADJUSTED BY THIS BANK



LATEST PLOTTED RESERVE MAINTENANCE PERIOD ENDING: NOVEMBER 29, 1989

THE ADJUSTED MONETARY BASE IS THE SUM OF RESERVE ACCOUNTS OF FINANCIAL INSTITUTIONS AT FEDERAL RESERVE BANKS, CURRENCY IN CIRCULATION (CURRENCY HELD BY THE PUBLIC AND IN THE VAULTS OF ALL DEPOSITORY INSTITUTIONS) AND AN ADJUSTMENT FOR RESERVE REQUIREMENT RATIO CHANGES. THE MAJOR SOURCE OF THE ADJUSTED MONETARY BASE IS FEDERAL RESERVE CREDIT. DATA ARE COMPUTED BY THIS BANK. A DETAILED DESCRIPTION OF THE ADJUSTED MONETARY BASE IS AVAILABLE FROM THIS BANK.

RECENT DATA ARE PRELIMINARY.

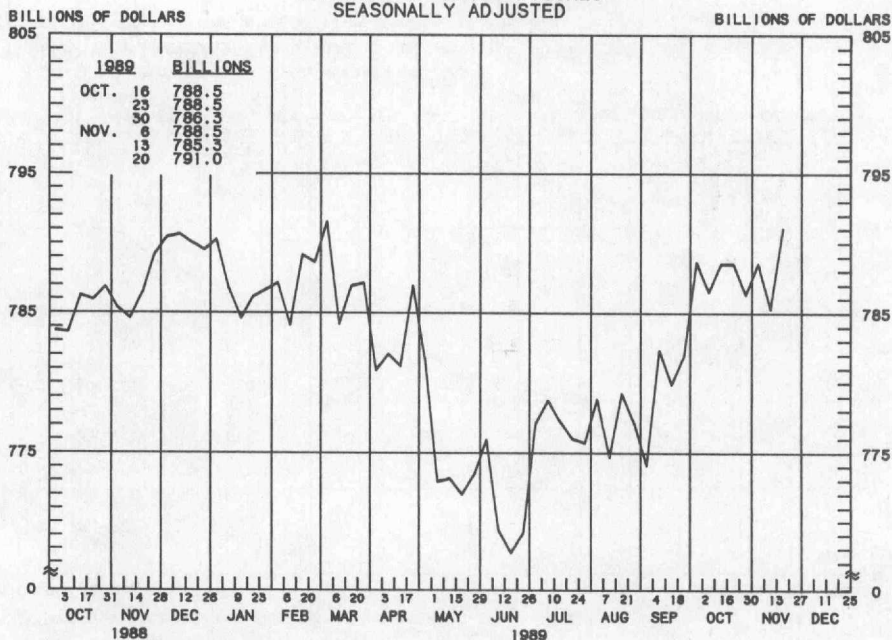
ADJUSTED MONETARY BASE

COMPOUNDED ANNUAL RATES OF CHANGE,
AVERAGE OF TWO MAINTENANCE PERIODS ENDING:

TO THE AVERAGE OF TWO MAINTENANCE PERIODS ENDING:	11/30/88	2/22/89	5/3/89	5/31/89	6/28/89	7/26/89	8/23/89	10/4/89
5/3/89	3.6							
5/31/89	3.0	2.5						
6/26/89	2.9	2.3	0.9					
7/26/89	3.2	2.9	2.4	3.7				
8/23/89	2.7	2.2	1.5	2.0	2.0			
10/4/89	3.1	2.9	2.6	3.2	3.6	2.9		
11/1/89	3.2	3.0	2.9	3.4	3.7	3.2	5.1	
11/29/89	3.0	2.8	2.6	3.0	3.2	2.7	3.9	2.5

PREPARED BY FEDERAL RESERVE BANK OF ST. LOUIS

MONEY STOCK (M1) **AVERAGES OF DAILY FIGURES** **SEASONALLY ADJUSTED**



LATEST DATA PLOTTED WEEK ENDING: NOVEMBER 20, 1989

CURRENT DATA APPEAR IN THE BOARD OF GOVERNORS' H.6 RELEASE.

M1 IS THE SUM OF CURRENCY HELD BY THE NONBANK PUBLIC, DEMAND DEPOSITS, OTHER CHECKABLE DEPOSITS AND TRAVELERS CHECKS.

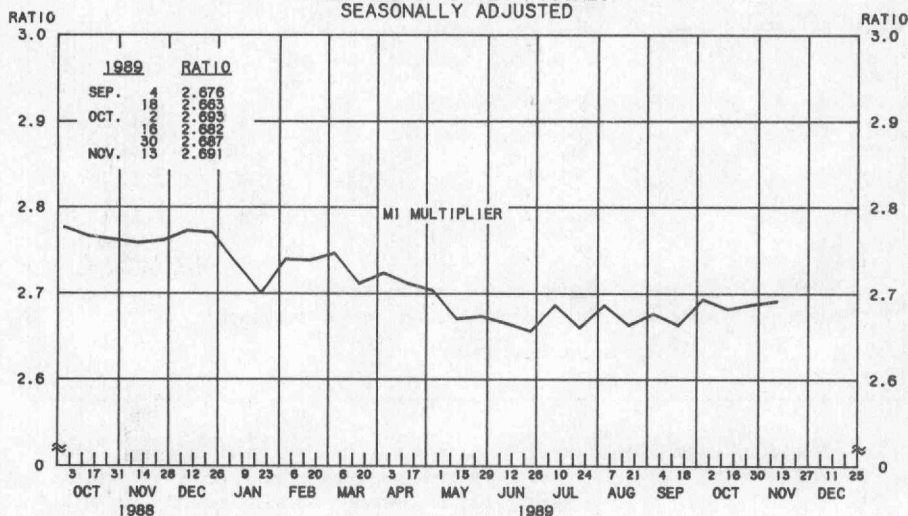
MONEY STOCK (M1)

COMPOUNDED ANNUAL RATES OF CHANGE, AVERAGE OF FOUR WEEKS ENDING:

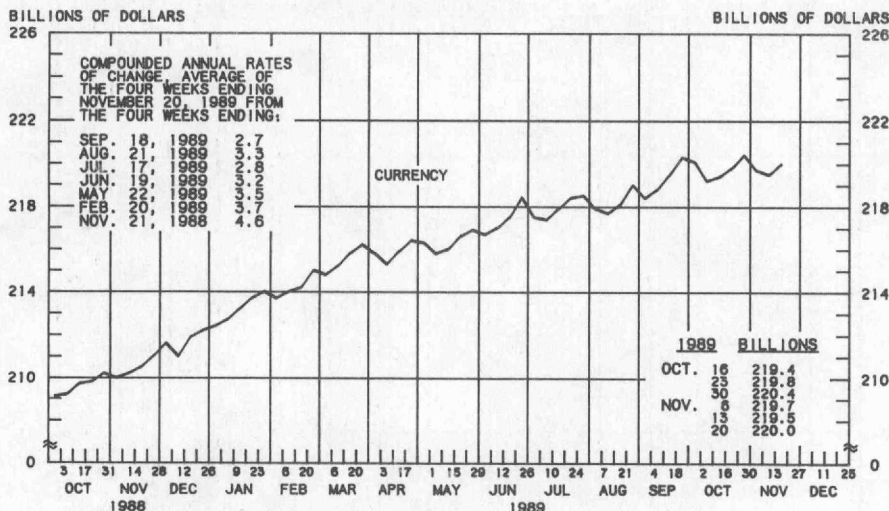
TO THE AVERAGE OF FOUR WEEKS ENDING:	11/21/88	2/20/89	4/17/89	5/22/89	6/19/89	7/17/89	8/21/89	9/18/89
4/17/89	-0.9							
5/22/89	-2.8	-5.9						
6/19/89	-3.1	-5.8	-8.0					
7/17/89	-2.0	-3.5	-3.7	0.5				
8/21/89	-1.5	-2.4	-2.1	1.1	4.2			
9/18/89	-1.1	-1.8	-1.3	1.4	3.6	2.2		
10/23/89	0.3	0.2	1.3	4.0	6.3	6.1	8.4	
11/20/89	0.3	0.2	1.1	3.4	5.0	4.7	5.6	7.2

PREPARED BY FEDERAL RESERVE BANK OF ST. LOUIS

MONEY MULTIPLIER ^{1/} CURRENCY COMPONENT OF MONEY STOCK ^{2/} AVERAGES OF DAILY FIGURES SEASONALLY ADJUSTED



LATEST DATA PLOTTED TWO WEEKS ENDING: NOVEMBER 13, 1989



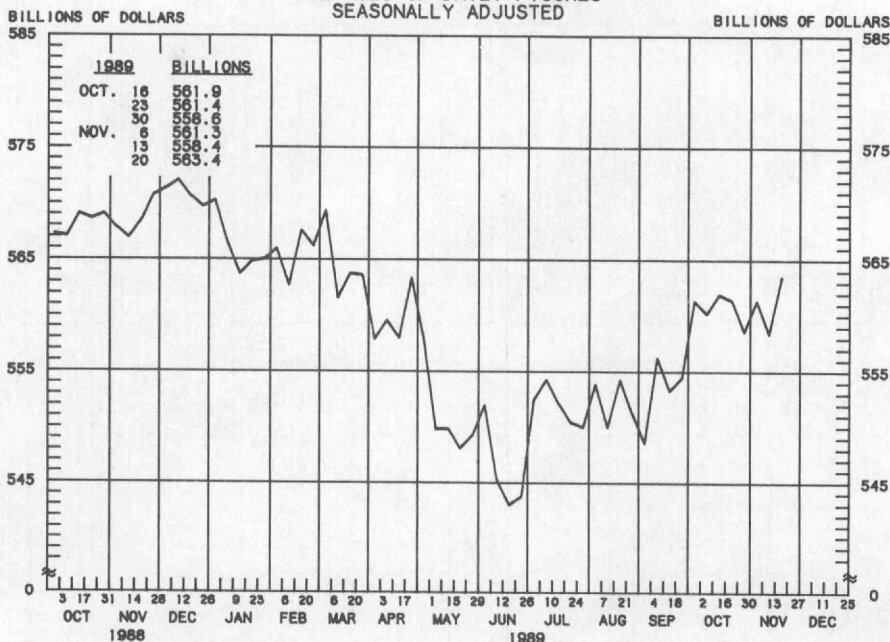
LATEST DATA PLOTTED WEEK ENDING: NOVEMBER 20, 1989

1/ RATIO OF MONEY STOCK (M1) TO ADJUSTED MONETARY BASE

2/ CURRENT DATA APPEAR IN THE BOARD OF GOVERNORS' H.6 RELEASE.

PREPARED BY FEDERAL RESERVE BANK OF ST. LOUIS

TOTAL CHECKABLE DEPOSITS AVERAGES OF DAILY FIGURES SEASONALLY ADJUSTED



LATEST DATA PLOTTED WEEK ENDING: NOVEMBER 20, 1989

TOTAL CHECKABLE DEPOSITS IS THE SUM OF DEMAND DEPOSITS AND OTHER CHECKABLE DEPOSITS AT ALL DEPOSITORY INSTITUTIONS.

TOTAL CHECKABLE DEPOSITS

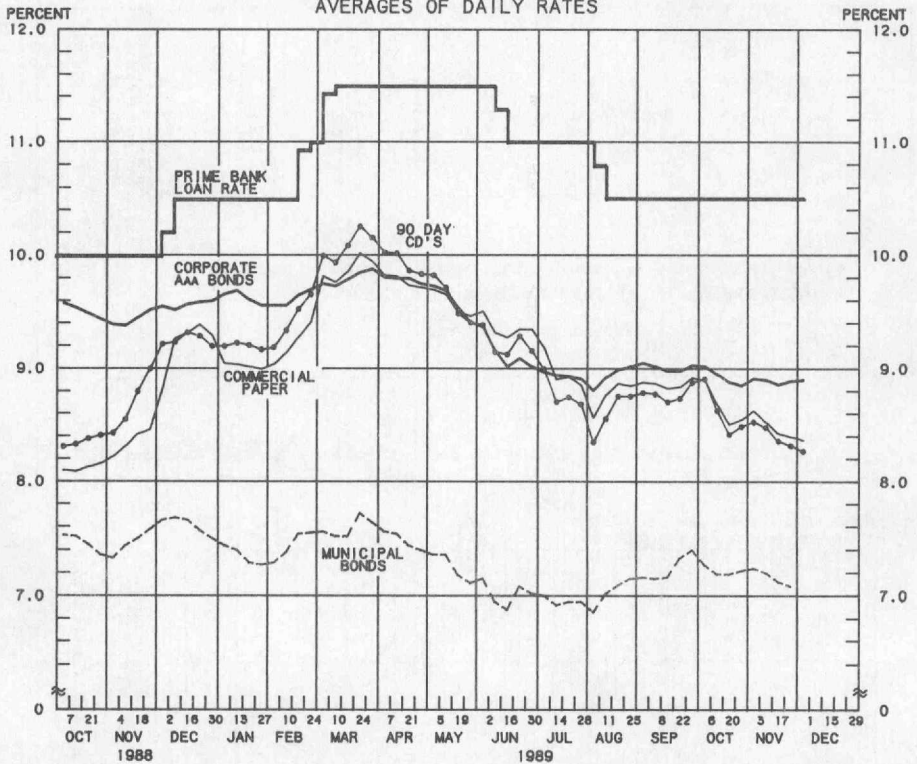
COMPOUNDED ANNUAL RATES OF CHANGE, AVERAGE OF FOUR WEEKS ENDING:

TO THE AVERAGE OF FOUR WEEKS ENDING:	11/21/88	2/20/89	4/17/89	5/22/89	6/19/89	7/17/89	8/21/89	9/18/89
4/17/89	-3.5							
5/22/89	-5.8	-9.5						
6/19/89	-6.2	-9.4	-12.2					
7/17/89	-4.6	-6.3	-6.4	-0.9				
8/21/89	-3.7	-4.7	-4.0	0.4	5.1			
9/18/89	-3.3	-4.0	-3.1	0.5	3.7	1.8		
10/23/89	-1.3	-1.1	0.5	4.3	7.5	7.3	10.0	
11/20/89	-1.3	-1.2	0.2	3.3	5.8	5.2	6.2	8.8

PREPARED BY FEDERAL RESERVE BANK OF ST. LOUIS

YIELDS ON SELECTED SECURITIES

AVERAGES OF DAILY RATES



1989	90 DAY CD'S	30-DAY COMMERCIAL PAPER	90-DAY BANKERS' ACCEPTANCES	CORPORATE AAA BONDS	CORPORATE BAA BONDS	MUNICIPAL BONDS ²⁰
OCT. 6	8.91	8.90	8.70	9.02	9.92	7.27
13	8.63	8.69	8.40	8.95	9.82	7.19
20	8.42	8.51	8.30	8.88	9.77	7.19
27	8.49	8.55	8.32	8.85	9.75	7.22
NOV. 3	8.53	8.63	8.34	8.91	9.77	7.24
10	8.48	8.53	8.29	8.90	9.80	7.20
17	8.36	8.43	8.18	8.86	9.82	7.12
24	8.32	8.40	8.12	8.89	9.83	7.08
DEC. 1 *	8.27	8.37	8.15	8.90	9.83	N.A.
8						
15						
22						
29						

NOTE: CURRENT DATA APPEAR IN THE BOARD OF GOVERNORS' H.15 RELEASE.

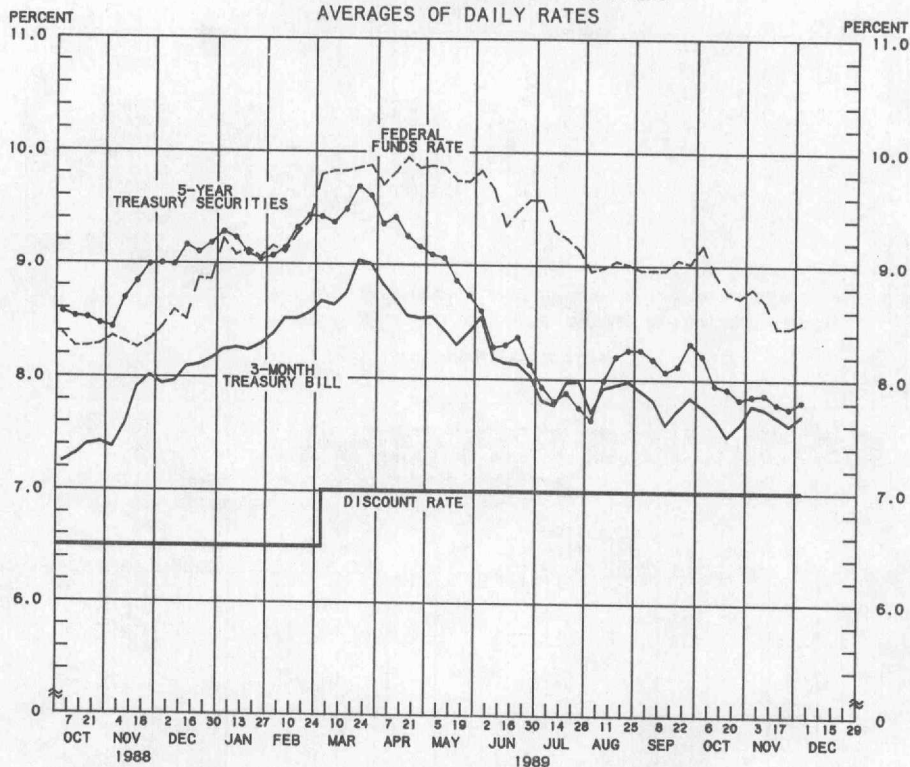
* AVERAGES OF RATES AVAILABLE

²⁰ BOND BUYER'S AVERAGE INDEX OF 20 MUNICIPAL BONDS, THURSDAY DATA

N.A. - NOT AVAILABLE

PREPARED BY FEDERAL RESERVE BANK OF ST. LOUIS

SELECTED INTEREST RATES AVERAGES OF DAILY RATES



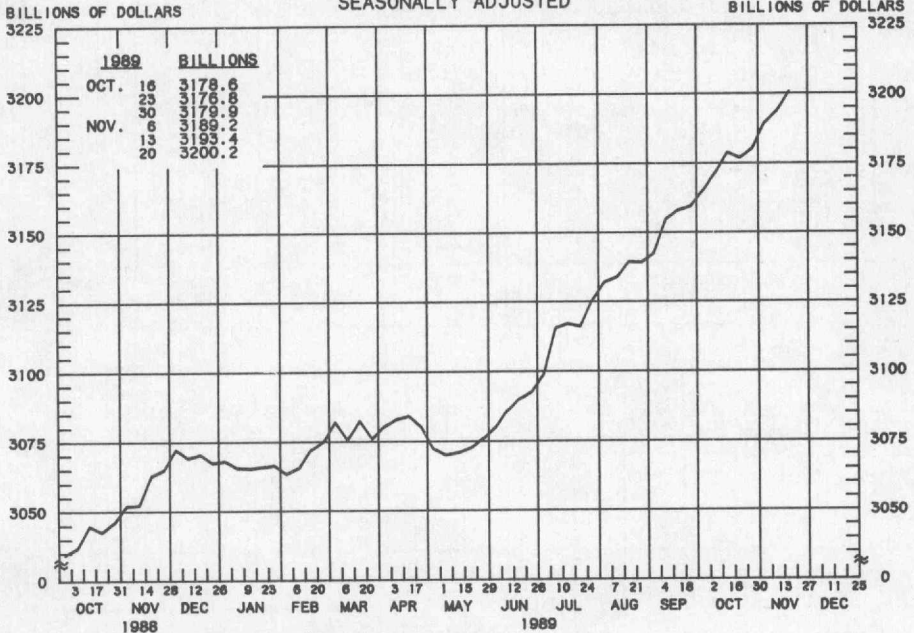
LATEST DATA PLOTTED ARE AVERAGES OF RATES AVAILABLE FOR THE WEEK ENDING: DECEMBER 1, 1989.

1989	FEDERAL FUNDS %	3-MONTH TREASURY BILL	6-MONTH TREASURY BILL %	1-YEAR TREASURY BILL	5-YEAR TREASURY SECURITIES	LONG-TERM TREASURY SECURITIES
OCT. 6	9.18	7.76	7.92	7.76	8.21	8.27
13	8.93	7.66	7.60	7.46	7.95	8.13
20	8.76	7.50	7.42	7.33	7.92	8.11
27	8.72	7.60	7.50	7.28	7.83	8.02
NOV. 3	8.80	7.77	7.62	7.35	7.86	8.01
10	8.69	7.74	7.49	7.35	7.87	8.00
17	8.46	7.67	7.51	7.21	7.79	7.99
24	8.46	7.60	7.40	7.13	7.75	7.99
DEC. 1 *	8.51	7.68	7.45	7.23	7.81	8.02
8						
15						
22						
29						

NOTE: CURRENT DATA APPEAR IN THE BOARD OF GOVERNORS' H.15 RELEASE EXCLUDING LONG-TERM TREASURY SECURITIES WHICH ARE COMPUTED BY THIS BANK. TREASURY BILL YIELDS ARE ON A DISCOUNT BASIS.
 * AVERAGES OF RATES AVAILABLE
 ** SEVEN-DAY AVERAGES FOR WEEK ENDING TWO DAYS EARLIER THAN DATE SHOWN
 *** AUCTION AVERAGE (DISCOUNT)

PREPARED BY FEDERAL RESERVE BANK OF ST. LOUIS

MONEY STOCK (M2) AVERAGES OF DAILY FIGURES SEASONALLY ADJUSTED



LATEST DATA PLOTTED WEEK ENDING: NOVEMBER 20, 1989

CURRENT DATA APPEAR IN THE BOARD OF GOVERNORS' H.6 RELEASE

M2 IS THE SUM OF M1, OVERNIGHT RPS ISSUED BY ALL COMMERCIAL BANKS, OVERNIGHT EURO-DOLLARS ISSUED TO U.S. RESIDENTS BY FOREIGN BRANCHES OF U.S. BANKS, MONEY MARKET DEPOSIT ACCOUNTS, SAVINGS AND SMALL TIME DEPOSITS, AND GENERAL PURPOSE AND BROKER/DEALER MONEY MARKET MUTUAL FUNDS. FOR MORE DETAIL, SEE THE H.6 RELEASE.

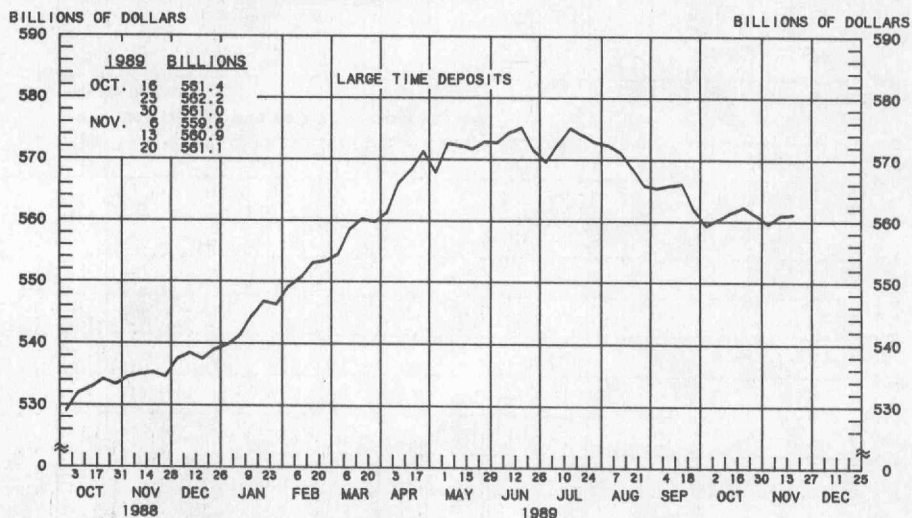
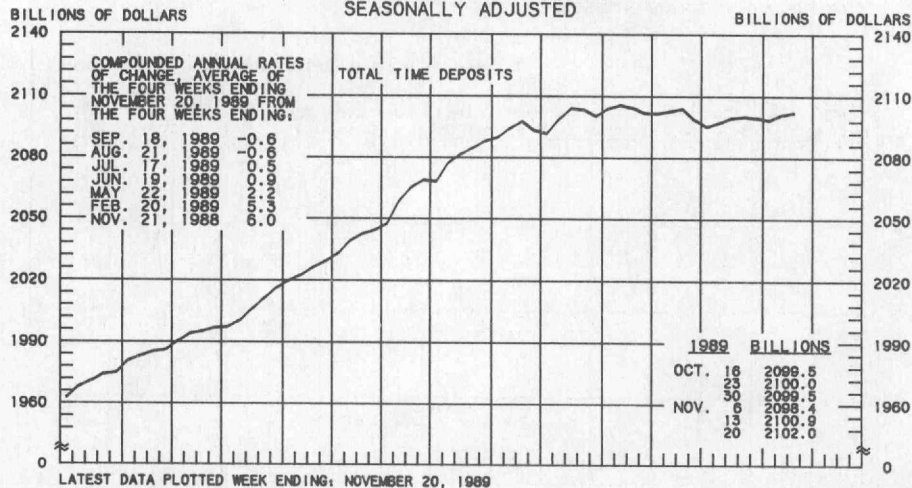
MONEY STOCK (M2)

COMPOUNDED ANNUAL RATES OF CHANGE, AVERAGE OF FOUR WEEKS ENDING:

	11/21/88	2/20/89	4/17/89	5/22/89	6/19/89	7/17/89	8/21/89	9/18/89
TO THE AVERAGE OF FOUR WEEKS ENDING:								
4/17/89	2.3							
5/22/89	1.2	0.6						
6/19/89	1.7	1.6	0.3					
7/17/89	2.6	3.2	3.3	7.6				
8/21/89	3.5	4.4	4.9	8.2	9.7			
9/18/89	3.8	4.7	5.3	7.8	8.8	8.2		
10/23/89	4.3	5.2	5.6	8.0	8.7	8.3	7.7	
11/20/89	4.5	5.4	6.1	7.9	8.5	8.1	7.6	8.0

PREPARED BY FEDERAL RESERVE BANK OF ST. LOUIS

ALL DEPOSITORY INSTITUTIONS TOTAL TIME DEPOSITS ^{1/} LARGE TIME DEPOSITS ^{2/} AVERAGES OF DAILY FIGURES SEASONALLY ADJUSTED



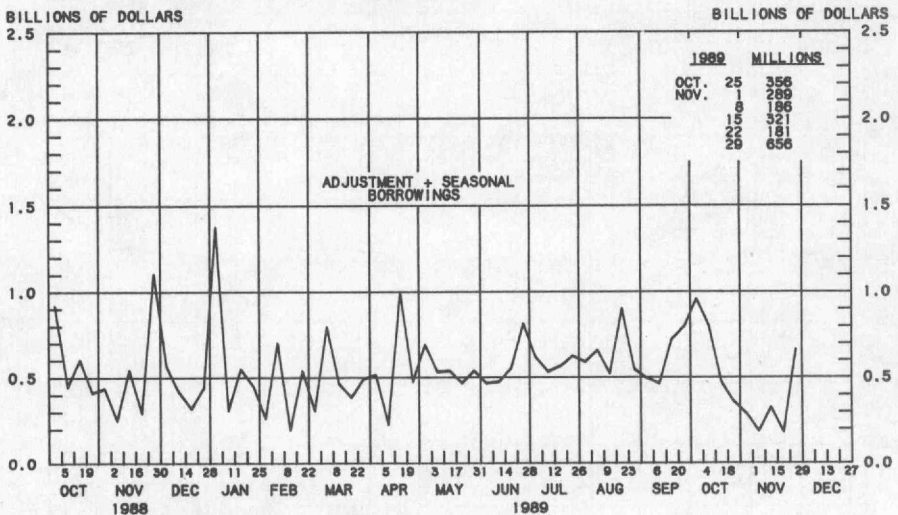
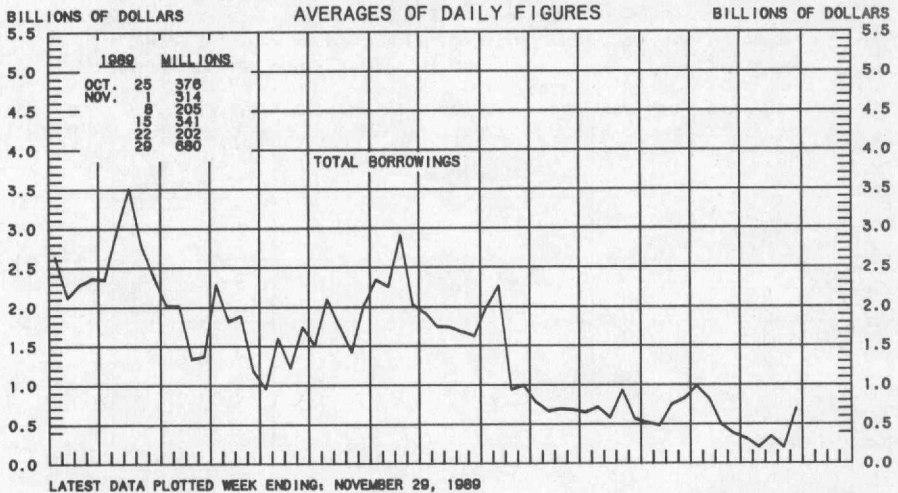
LATEST DATA PLOTTED WEEK ENDING: NOVEMBER 20, 1989

1/ TOTAL TIME IS THE SUM OF SAVINGS DEPOSITS, SMALL TIME DEPOSITS AND LARGE TIME DEPOSITS.

2/ TIME DEPOSITS ISSUED IN DENOMINATIONS OF \$100,000 OR MORE

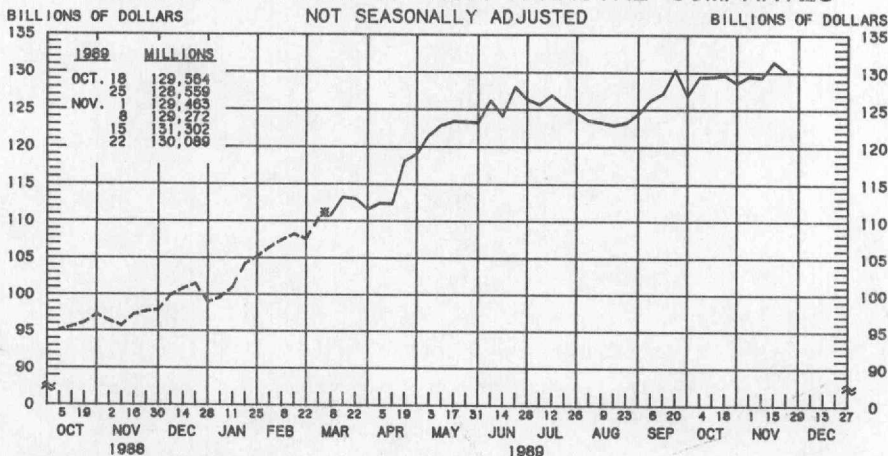
PREPARED BY FEDERAL RESERVE BANK OF ST. LOUIS

BORROWINGS FROM FEDERAL RESERVE BANKS



PREPARED BY FEDERAL RESERVE BANK OF ST. LOUIS

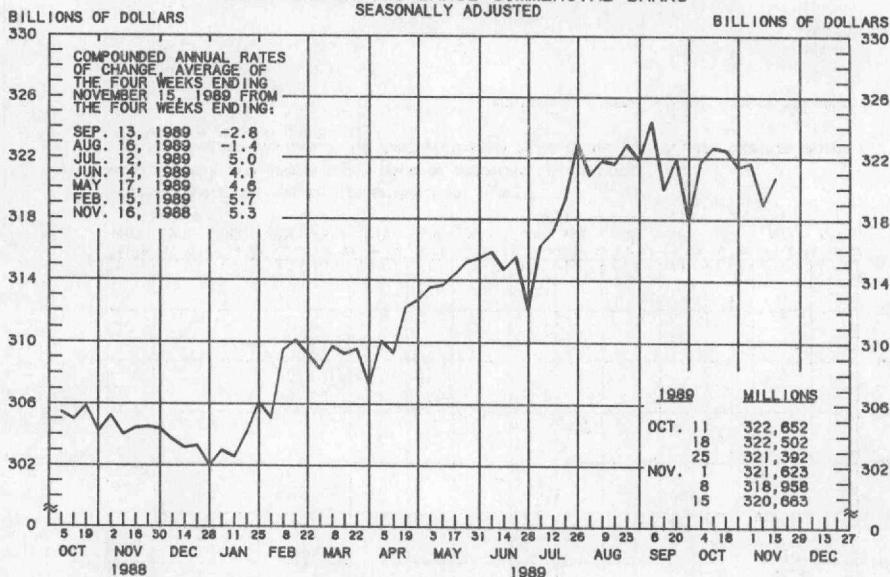
COMMERCIAL PAPER OF NONFINANCIAL COMPANIES



LATEST DATA PLOTTED WEEK ENDING: NOVEMBER 22, 1989

* DASHED LINE REPRESENTS DATA USING AN OLD REPORTING PANEL AND IS NOT COMPARABLE TO CURRENT DATA.

BUSINESS LOANS^{1/} (COMMERCIAL AND INDUSTRIAL) WEEKLY REPORTING LARGE COMMERCIAL BANKS^{2/} SEASONALLY ADJUSTED



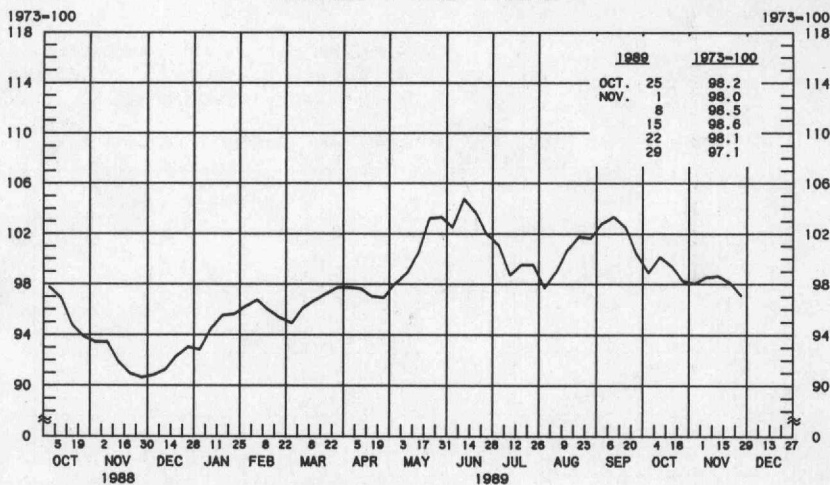
LATEST DATA PLOTTED WEEK ENDING: NOVEMBER 15, 1989

1/ BUSINESS LOANS INCLUDE BANKERS' ACCEPTANCES AND COMMERCIAL PAPER.

2/ BANKS WITH DOMESTIC ASSETS GREATER THAN \$1.4 BILLION

PREPARED BY FEDERAL RESERVE BANK OF ST. LOUIS

DOLLAR'S TRADE-WEIGHTED EXCHANGE INDEX AVERAGES OF DAILY FIGURES



LATEST DATA PLOTTED WEEK ENDING: NOVEMBER 29, 1989

NOTE: CURRENT DATA APPEAR IN THE BOARD OF GOVERNOR'S H.10 RELEASE.

DATA ARE WEIGHTED AVERAGES OF THE FOREIGN-CURRENCY PRICE OF THE U.S. DOLLAR, COMPUTED USING 10 INDUSTRIAL COUNTRY CURRENCIES.

PREPARED BY FEDERAL RESERVE BANK OF ST. LOUIS