

RESEARCH LIBRARY

Federal Reserve Bank

of St. Louis

U.S. Financial Data

APR 21 1989

April 20, 1989

THE WEEK'S HIGHLIGHTS:

- ✓ Consumer prices (CPI) rose at a 6.1 percent seasonally adjusted annual rate in March, up from a 5.1 percent rate in February. For the first three months of this year, consumer prices have risen at a 5.4 percent rate from the last three months of 1988. Since March 1988, consumer prices have climbed 5 percent.
- ✓ Producer prices of finished goods (PPI) rose at a 5.5 percent seasonally adjusted annual rate in March, down from a 12.6 percent rate in February. For the first three months of this year, producer prices have increased at a 9.1 percent rate from the last three months of 1988. Since March 1988, producer prices have risen 5.4 percent.
- ✓ The nation's industrial production in March stood at 141 percent of its 1977 average, unchanged since January. For the first three months of this year, industrial production has risen at a 3.2 percent annual rate from the last three months in 1988. The March industrial production level was up 4.7 percent from a year earlier.

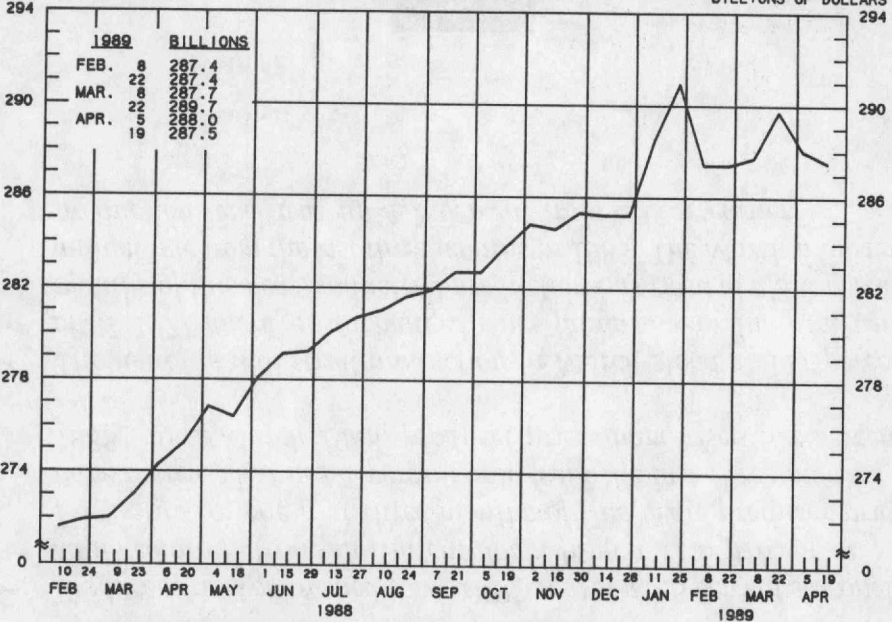


ADJUSTED MONETARY BASE

AVERAGES OF DAILY FIGURES
SEASONALLY ADJUSTED BY THIS BANK

BILLIONS OF DOLLARS

BILLIONS OF DOLLARS



LATEST PLOTTED RESERVE MAINTENANCE PERIOD ENDING: APRIL 19, 1989

THE ADJUSTED MONETARY BASE IS THE SUM OF RESERVE ACCOUNTS OF FINANCIAL INSTITUTIONS AT FEDERAL RESERVE BANKS, CURRENCY IN CIRCULATION (CURRENCY HELD BY THE PUBLIC AND IN THE VAULTS OF ALL DEPOSITORY INSTITUTIONS) AND AN ADJUSTMENT FOR RESERVE REQUIREMENT RATIO CHANGES. THE MAJOR SOURCE OF THE ADJUSTED MONETARY BASE IS FEDERAL RESERVE CREDIT. DATA ARE COMPUTED BY THIS BANK. A DETAILED DESCRIPTION OF THE ADJUSTED MONETARY BASE IS AVAILABLE FROM THIS BANK.

RECENT DATA ARE PRELIMINARY.

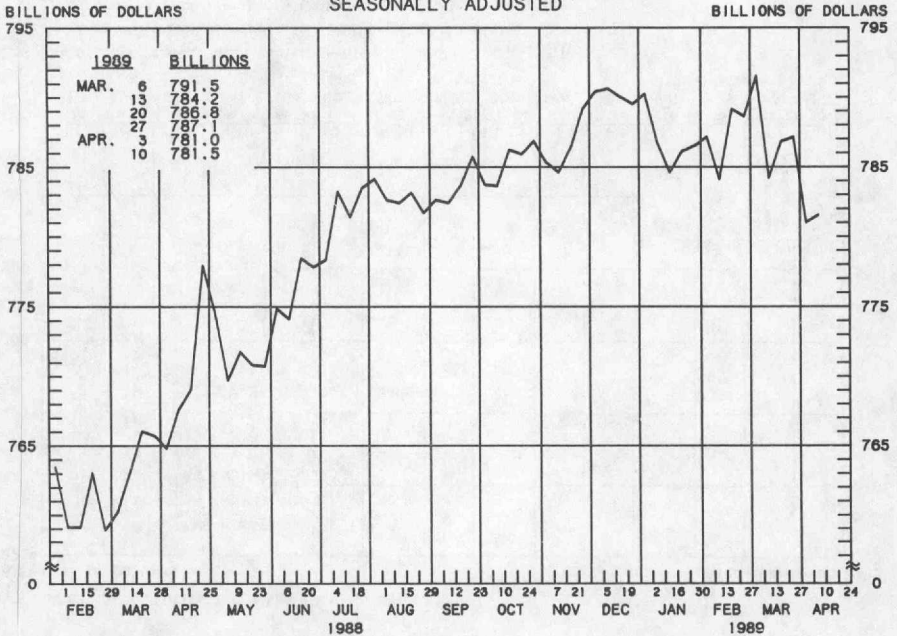
ADJUSTED MONETARY BASE

COMPOUNDED ANNUAL RATES OF CHANGE,
AVERAGE OF TWO MAINTENANCE PERIODS ENDING:

	4/20/88	7/13/88	9/21/88	10/19/88	11/16/88	12/14/88	1/25/89	2/22/89
TO THE AVERAGE OF TWO MAINTENANCE PERIODS ENDING:								
9/21/88	6.6							
10/19/88	6.3	4.9						
11/16/88	6.3	5.3	5.7					
12/14/88	5.9	4.8	4.7	4.7				
1/25/89	7.1	6.7	7.8	8.7	9.5			
2/22/89	5.4	4.5	4.3	4.2	3.6	3.9		
3/22/89	5.5	4.7	4.6	4.6	4.1	4.5	-2.2	
4/19/89	4.7	3.8	3.4	3.2	2.6	2.6	-2.8	0.9

PREPARED BY FEDERAL RESERVE BANK OF ST. LOUIS

MONEY STOCK (M1) AVERAGES OF DAILY FIGURES SEASONALLY ADJUSTED



LATEST DATA PLOTTED WEEK ENDING: APRIL 10, 1989

CURRENT DATA APPEAR IN THE BOARD OF GOVERNORS' H.6 RELEASE.

M1 IS THE SUM OF CURRENCY HELD BY THE NONBANK PUBLIC, DEMAND DEPOSITS, OTHER CHECKABLE DEPOSITS AND TRAVELERS CHECKS.

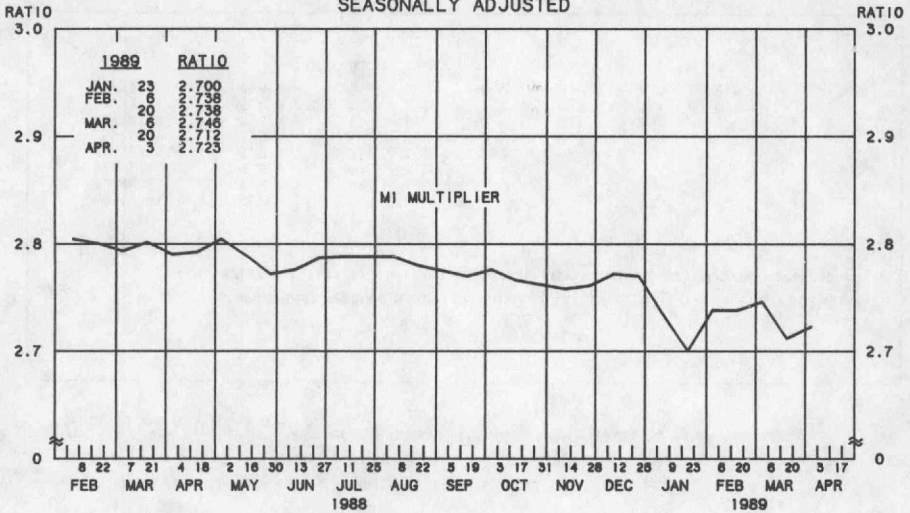
MONEY STOCK (M1)

COMPOUNDED ANNUAL RATES OF CHANGE, AVERAGE OF FOUR WEEKS ENDING:

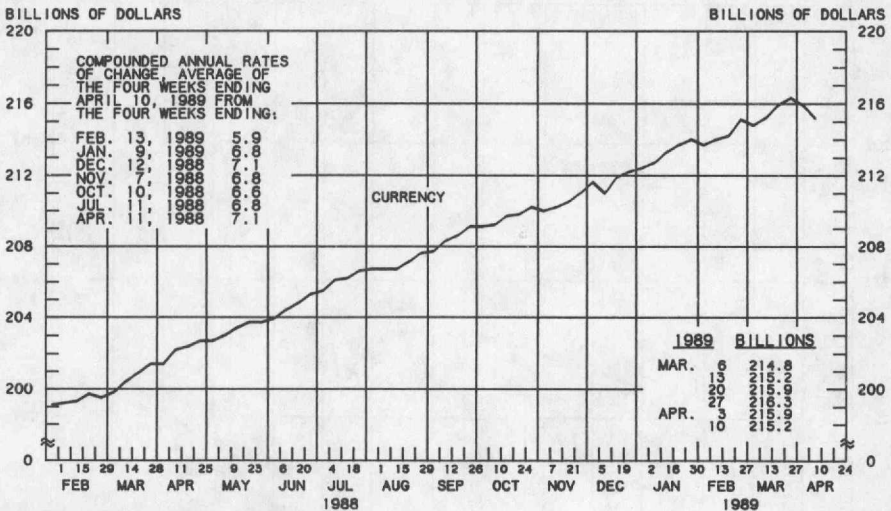
	4/11/88	7/11/88	9/12/88	10/10/88	11/7/88	12/12/88	1/9/89	2/13/89
TO THE AVERAGE OF FOUR WEEKS ENDING:								
9/12/88	5.2							
10/10/88	4.8	2.5						
11/7/88	4.6	2.7	3.0					
12/12/88	4.5	3.0	3.5	3.7				
1/9/89	4.0	2.5	2.6	2.5	2.2			
2/13/89	3.1	1.4	1.1	0.7	-0.0	-2.3		
3/13/89	3.2	1.7	1.5	1.3	0.8	-0.4	-0.5	
4/10/89	2.4	0.8	0.4	-0.0	-0.6	-2.0	-2.5	-1.6

PREPARED BY FEDERAL RESERVE BANK OF ST. LOUIS

MONEY MULTIPLIER ^{1/}
CURRENCY COMPONENT OF MONEY STOCK ^{2/}
 AVERAGES OF DAILY FIGURES
 SEASONALLY ADJUSTED



LATEST DATA PLOTTED TWO WEEKS ENDING: APRIL 3, 1989



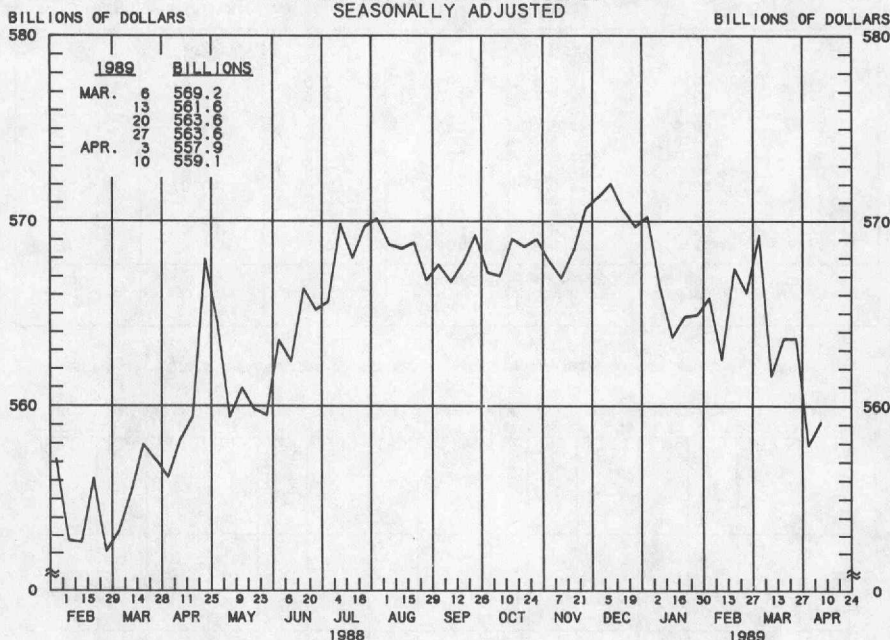
LATEST DATA PLOTTED WEEK ENDING: APRIL 10, 1989

1/ RATIO OF MONEY STOCK (M1) TO ADJUSTED MONETARY BASE

2/ CURRENT DATA APPEAR IN THE BOARD OF GOVERNORS' H.8 RELEASE.

PREPARED BY FEDERAL RESERVE BANK OF ST. LOUIS

TOTAL CHECKABLE DEPOSITS AVERAGES OF DAILY FIGURES SEASONALLY ADJUSTED



LATEST DATA PLOTTED WEEK ENDING: APRIL 10, 1989

TOTAL CHECKABLE DEPOSITS IS THE SUM OF DEMAND DEPOSITS AND OTHER CHECKABLE DEPOSITS AT ALL DEPOSITORY INSTITUTIONS.

TOTAL CHECKABLE DEPOSITS

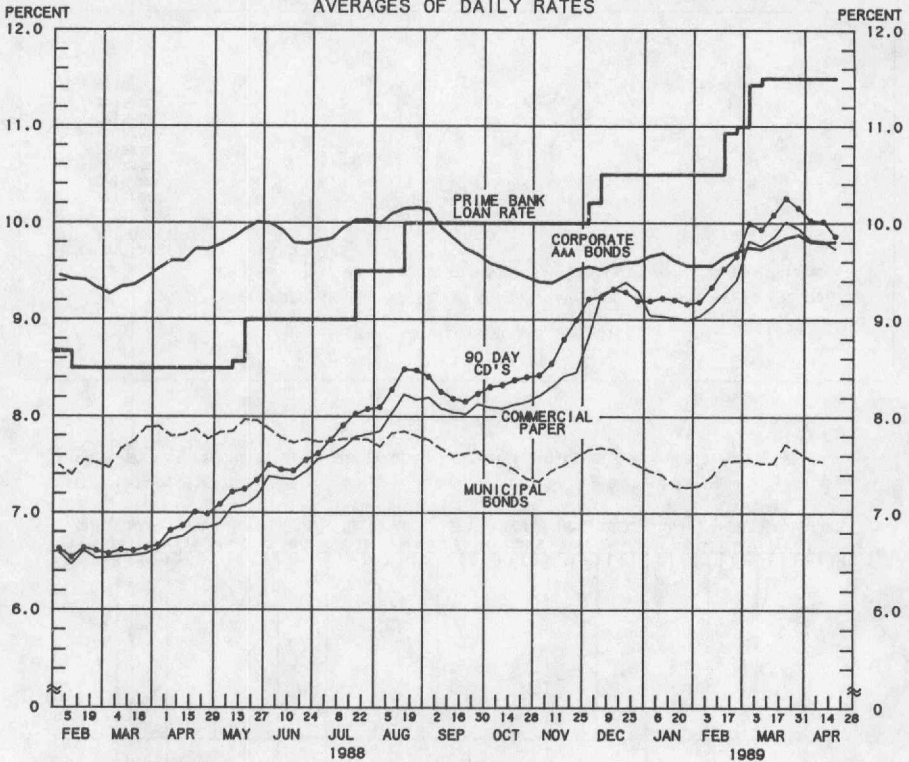
COMPOUNDED ANNUAL RATES OF CHANGE, AVERAGE OF FOUR WEEKS ENDING:

	4/11/88	7/11/88	9/12/88	10/10/88	11/7/88	12/12/88	1/9/89	2/13/89
TO THE AVERAGE OF FOUR WEEKS ENDING:								
9/12/88	4.3							
10/10/88	3.8	0.8						
11/ 7/88	3.5	1.0	1.3					
12/12/88	3.5	1.6	2.2	2.9				
1/ 9/89	2.8	0.9	0.9	1.0	0.6			
2/13/89	1.5	-0.7	-1.2	-1.7	-2.7	-6.0		
3/13/89	1.7	-0.2	-0.5	-0.7	-1.3	-3.1	-3.1	
4/10/89	0.7	-1.3	-1.9	-2.3	-3.1	-5.0	-5.6	-3.9

PREPARED BY FEDERAL RESERVE BANK OF ST. LOUIS

YIELDS ON SELECTED SECURITIES

AVERAGES OF DAILY RATES



LATEST DATA PLOTTED ARE AVERAGES OF RATES AVAILABLE FOR THE WEEK ENDING: APRIL 21, 1989.

1989	90 DAY CD'S	30-DAY COMMERCIAL PAPER	90-DAY BANKERS* ACCEPTANCES	CORPORATE AAA BONDS	CORPORATE BAA BONDS	MUNICIPAL BONDS %
FEB. 3	9.19	9.04	8.95	9.56	10.56	7.29
10	9.34	9.14	9.09	9.56	10.53	7.38
17	9.53	9.28	9.29	9.65	10.64	7.54
24	9.66	9.41	9.47	9.70	10.68	7.55
MAR. 3	10.00	9.82	9.74	9.75	10.69	7.56
10	9.94	9.77	9.70	9.73	10.64	7.52
17	10.09	9.86	9.83	9.79	10.64	7.52
24	10.26	10.02	10.00	9.85	10.70	7.72
31	10.16	9.95	9.90	9.88	10.69	7.64
APR. 7	10.03	9.83	9.75	9.81	10.60	7.56
14	10.02	9.82	9.75	9.80	10.66	7.54
21 *	9.87	9.74	9.60	9.81	10.62	N.A.
28						

NOTE: CURRENT DATA APPEAR IN THE BOARD OF GOVERNORS' H.15 RELEASE.

* AVERAGES OF RATES AVAILABLE

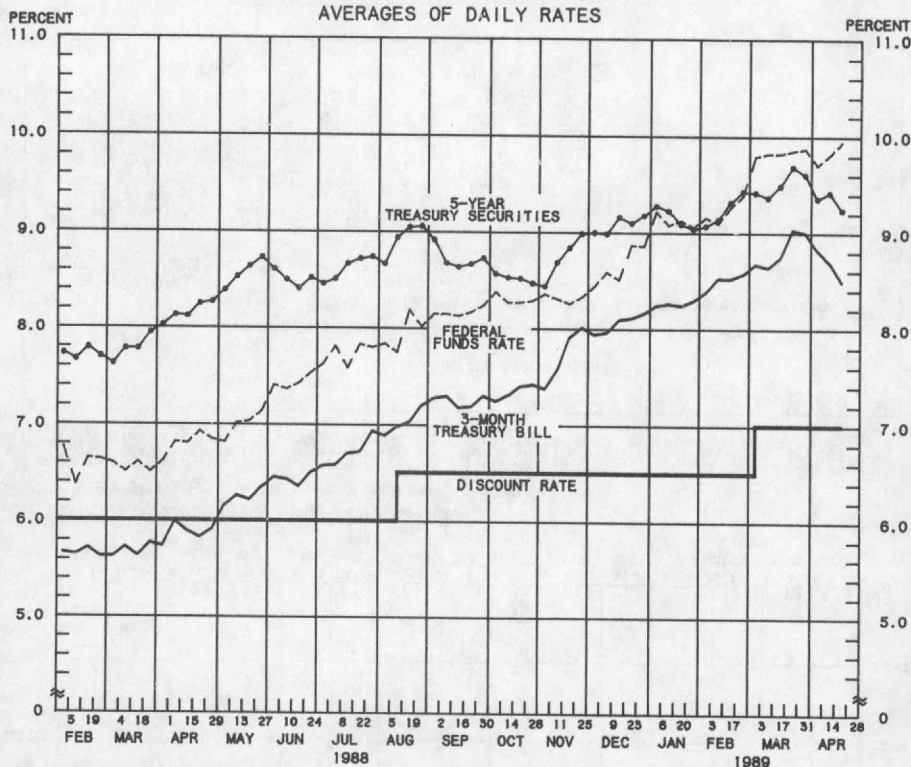
% BOND BUYER'S AVERAGE INDEX OF 20 MUNICIPAL BONDS, THURSDAY DATA

N.A. - NOT AVAILABLE

PREPARED BY FEDERAL RESERVE BANK OF ST. LOUIS

SELECTED INTEREST RATES

AVERAGES OF DAILY RATES



LATEST DATA PLOTTED ARE AVERAGES OF RATES AVAILABLE FOR THE WEEK ENDING: APRIL 21, 1989.

1989	FEDERAL FUNDS %	3-MONTH TREASURY BILL	6-MONTH TREASURY BILL %	1-YEAR TREASURY BILL	5-YEAR TREASURY SECURITIES	LONG-TERM TREASURY SECURITIES
FEB. 3	9.16	8.38	8.39	8.38	9.07	8.94
10	9.10	8.52	8.53	8.46	9.14	9.01
17	9.27	8.52	8.54	8.56	9.32	9.21
24	9.39	8.57	8.50	8.67	9.43	9.28
MAR. 3	9.80	8.67	8.77	8.67	9.42	9.30
10	9.83	8.64	8.66	8.67	9.37	9.24
17	9.83	8.74	8.76	8.80	9.49	9.31
24	9.86	9.03	9.04	8.99	9.69	9.42
31	9.88	9.00	9.12	8.94	9.61	9.31
APR. 7	9.71	8.82	8.84	8.74	9.36	9.19
14	9.82	8.69	8.78	8.73	9.42	9.24
21 *	9.95	8.49	8.59	8.52	9.24	9.12
28						

NOTE: CURRENT DATA APPEAR IN THE BOARD OF GOVERNORS' H.15 RELEASE EXCLUDING LONG-TERM TREASURY SECURITIES WHICH ARE COMPUTED BY THIS BANK. TREASURY BILL YIELDS ARE ON A DISCOUNT BASIS.

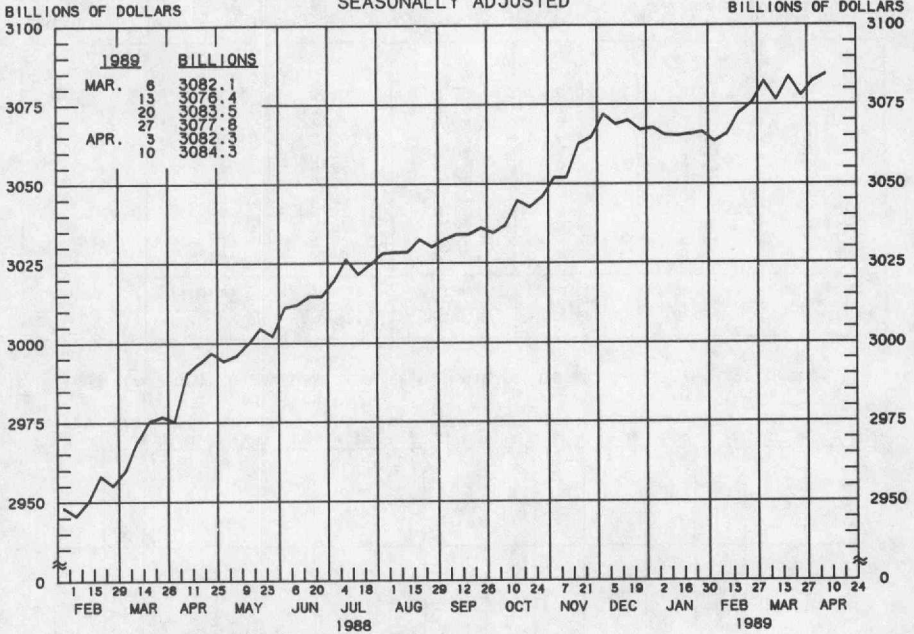
* AVERAGES OF RATES AVAILABLE

** SEVEN-DAY AVERAGES FOR WEEK ENDING TWO DAYS EARLIER THAN DATE SHOWN

*** AUCTION AVERAGE (DISCOUNT)

PREPARED BY FEDERAL RESERVE BANK OF ST. LOUIS

MONEY STOCK (M2) AVERAGES OF DAILY FIGURES SEASONALLY ADJUSTED



LATEST DATA PLOTTED WEEK ENDING: APRIL 10, 1989

CURRENT DATA APPEAR IN THE BOARD OF GOVERNORS' H.G. RELEASE

M2 IS THE SUM OF M1, OVERNIGHT RPS ISSUED BY ALL COMMERCIAL BANKS, OVERNIGHT EURO-DOLLARS ISSUED TO U.S. RESIDENTS BY FOREIGN BRANCHES OF U.S. BANKS, MONEY MARKET DEPOSIT ACCOUNTS, SAVINGS AND SMALL TIME DEPOSITS, AND GENERAL PURPOSE AND BROKER/DEALER MONEY MARKET MUTUAL FUNDS. FOR MORE DETAIL, SEE THE H.G. RELEASE.

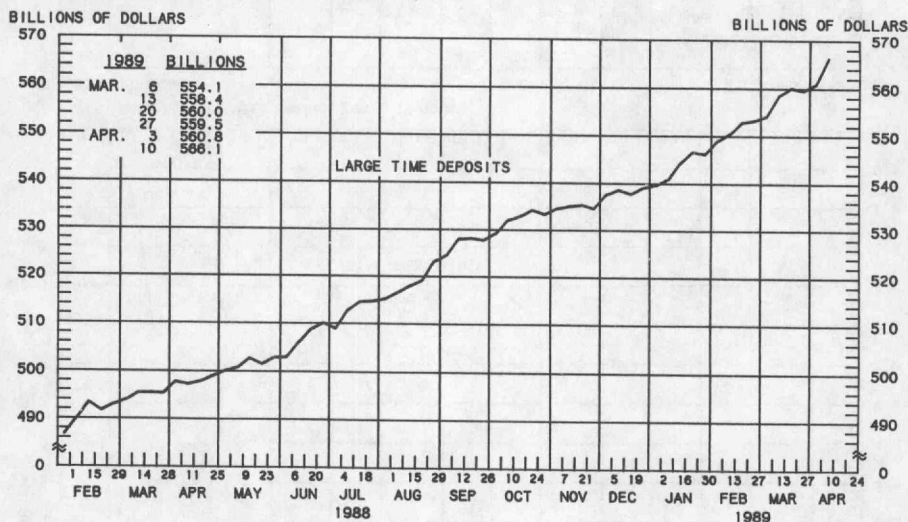
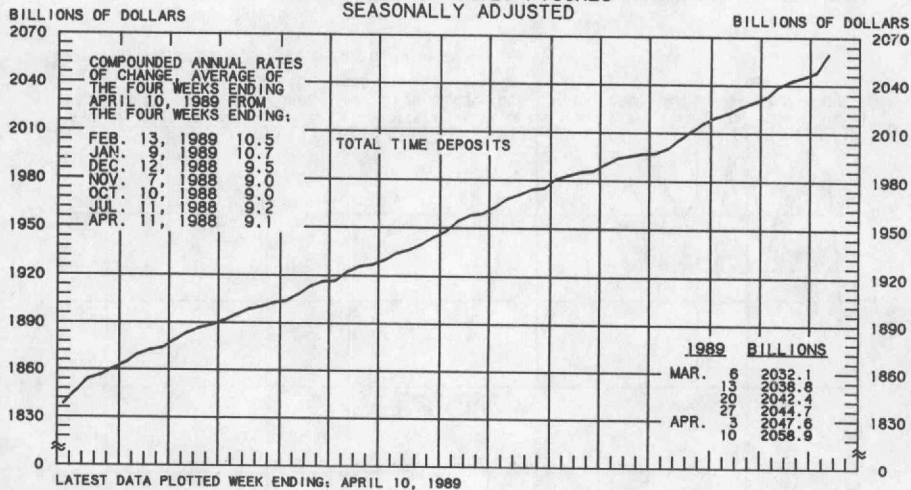
MONEY STOCK (M2)

COMPOUNDED ANNUAL RATES OF CHANGE, AVERAGE OF FOUR WEEKS ENDING:

	4/11/88	7/11/88	9/12/88	10/10/88	11/7/88	12/12/88	1/9/89	2/13/89
TO THE AVERAGE OF FOUR WEEKS ENDING:								
9/12/88	4.2							
10/10/88	3.8							
11/ 7/88	3.9	2.2						
12/12/88	4.4	3.8	3.0					
1/ 9/89	4.0	3.3	4.7	6.2				
2/13/89	3.4	2.6	4.3	2.9	4.1			
3/13/89	3.5	2.9	2.6	3.2	2.3	-0.3		
4/10/89	3.4	2.8	3.0	3.1	2.9	1.3	1.7	
			2.9		2.8	1.5	1.9	3.6

PREPARED BY FEDERAL RESERVE BANK OF ST. LOUIS

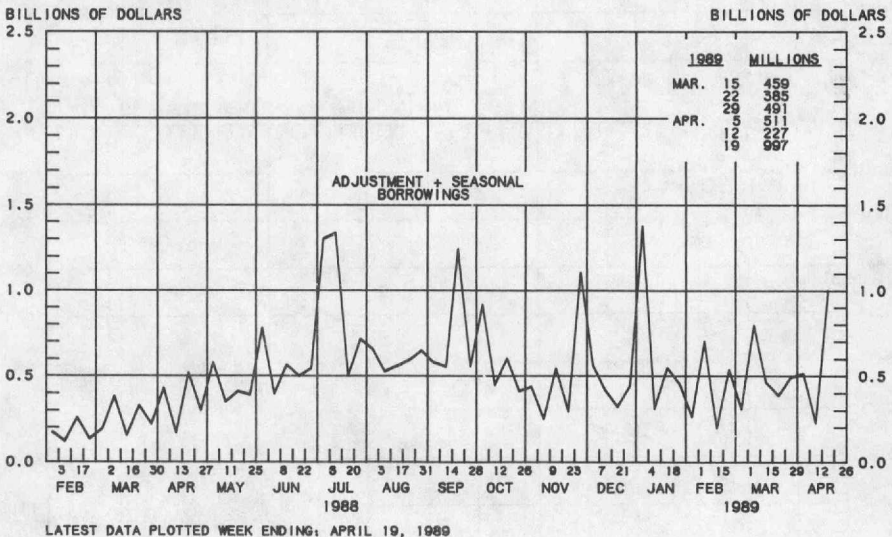
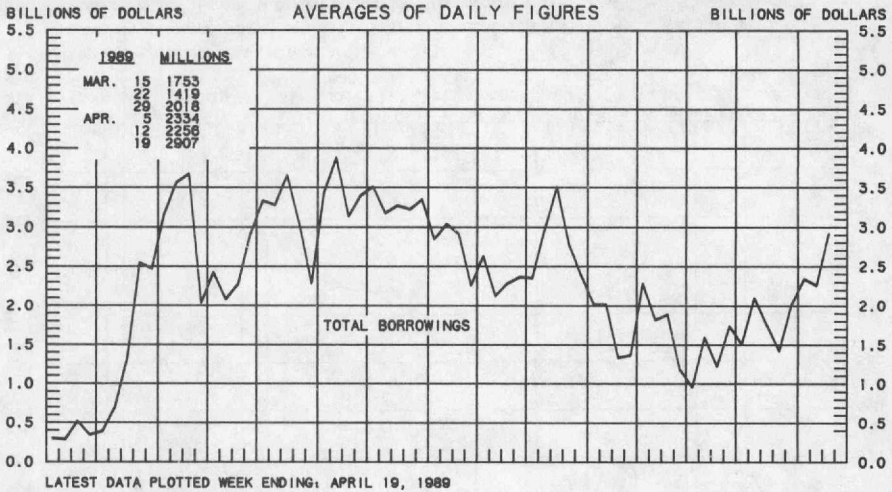
ALL DEPOSITORY INSTITUTIONS TOTAL TIME DEPOSITS ^{1/} LARGE TIME DEPOSITS ^{2/} AVERAGES OF DAILY FIGURES SEASONALLY ADJUSTED



1/ TOTAL TIME IS THE SUM OF SAVINGS DEPOSITS, SMALL TIME DEPOSITS AND LARGE TIME DEPOSITS.
2/ TIME DEPOSITS ISSUED IN DENOMINATIONS OF \$100,000 OR MORE

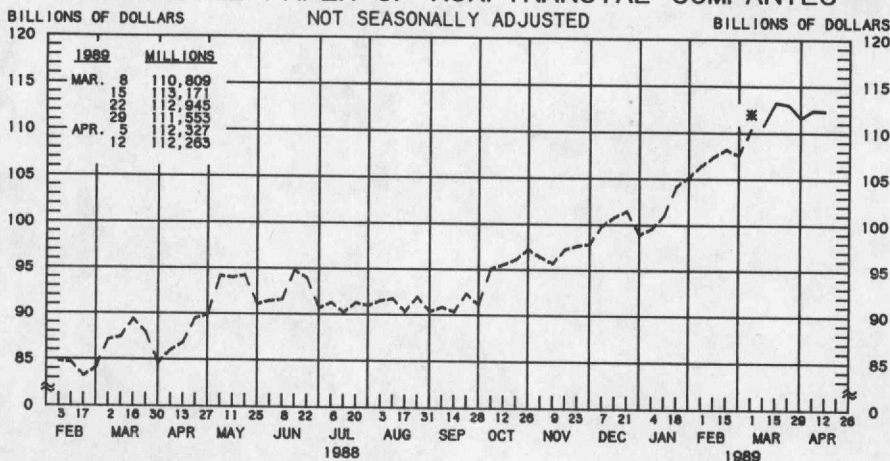
PREPARED BY FEDERAL RESERVE BANK OF ST. LOUIS

BORROWINGS FROM FEDERAL RESERVE BANKS

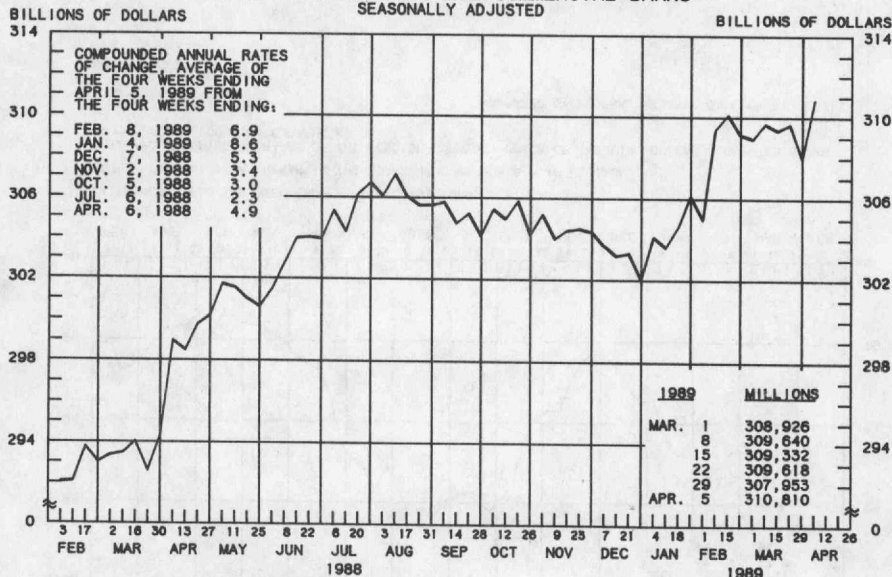


PREPARED BY FEDERAL RESERVE BANK OF ST. LOUIS

COMMERCIAL PAPER OF NONFINANCIAL COMPANIES



BUSINESS LOANS^{1/} (COMMERCIAL AND INDUSTRIAL) WEEKLY REPORTING LARGE COMMERCIAL BANKS^{2/} SEASONALLY ADJUSTED



LATEST DATA PLOTTED WEEK ENDING: APRIL 5, 1989

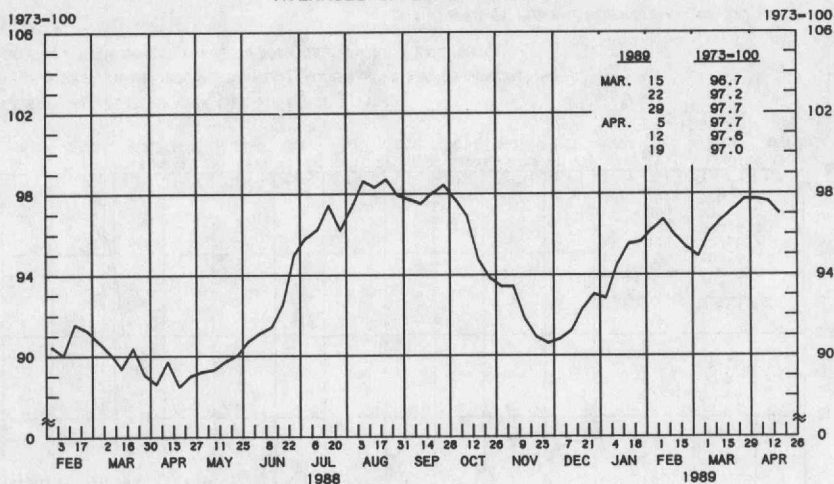
1/ BUSINESS LOANS INCLUDE BANKERS' ACCEPTANCES AND COMMERCIAL PAPER.

2/ BANKS WITH DOMESTIC ASSETS GREATER THAN \$1.4 BILLION

PREPARED BY FEDERAL RESERVE BANK OF ST. LOUIS

DOLLAR'S TRADE-WEIGHTED EXCHANGE INDEX

AVERAGES OF DAILY FIGURES



LATEST DATA PLOTTED WEEK ENDING: APRIL 19, 1989

NOTE: CURRENT DATA APPEAR IN THE BOARD OF GOVERNOR'S H.10 RELEASE.

DATA ARE WEIGHTED AVERAGES OF THE FOREIGN-CURRENCY PRICE OF THE U.S. DOLLAR, COMPUTED USING 10 INDUSTRIAL COUNTRY CURRENCIES.

PREPARED BY FEDERAL RESERVE BANK OF ST. LOUIS