

VMF

RESEARCH LIBRARY  
Federal Reserve Bank  
of St. Louis

# U.S. Financial Data

NOV 29 1988

November 25, 1988

## THE WEEK'S HIGHLIGHTS:

- ✓ *The trade-weighted value of the dollar fell 7.6 percent from the week ending September 28 to the week ending November 23. For the latest week, the value of the dollar was about the same as a year earlier.*
- ✓ *Consumer prices (CPI) rose at a seasonally adjusted annual rate of 5.1 percent in October, up from September's 4.1 percent rate. The CPI has risen at a 4.6 percent rate thus far in 1988, up slightly from the 4.4 percent rise in 1987.*
- ✓ *The CPI food component rose at a 2 percent rate in October, after increasing at an 8.5 percent rate over the previous six months. October food prices were up at a 5.6 percent rate from December 1987.*
- ✓ *New factory orders for durable goods in the August-to-October period were up 2 percent from the average of the previous three months. Durable goods orders in the first 10 months of the year were up 10.4 percent from the same period last year.*



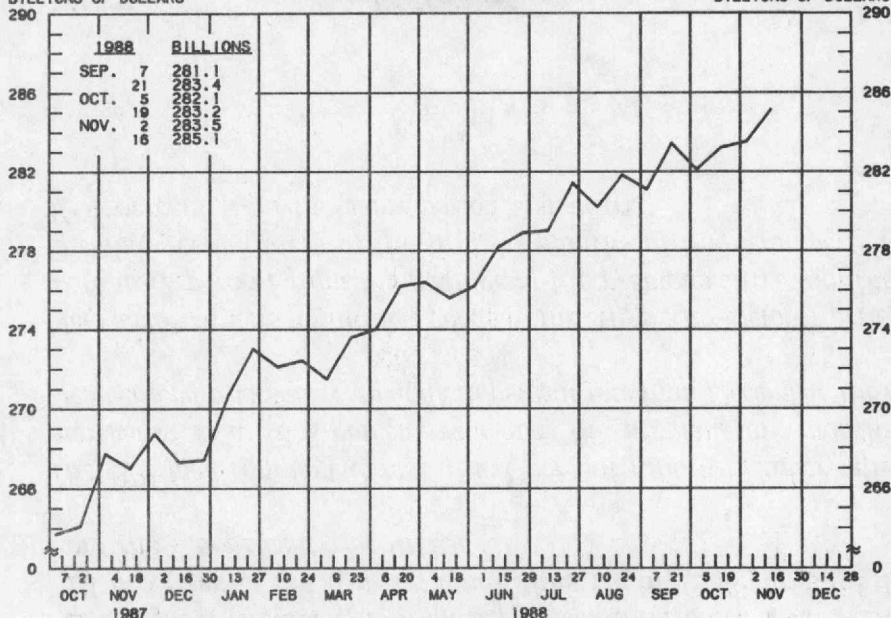
Views expressed do not necessarily reflect official positions of the Federal Reserve System.

## ADJUSTED MONETARY BASE

AVERAGES OF DAILY FIGURES  
SEASONALLY ADJUSTED BY THIS BANK

BILLIONS OF DOLLARS

BILLIONS OF DOLLARS



LATEST PLOTTED RESERVE MAINTENANCE PERIOD ENDING: NOVEMBER 16, 1988

THE ADJUSTED MONETARY BASE IS THE SUM OF RESERVE ACCOUNTS OF FINANCIAL INSTITUTIONS AT FEDERAL RESERVE BANKS, CURRENCY IN CIRCULATION (CURRENCY HELD BY THE PUBLIC AND IN THE VAULTS OF ALL DEPOSITORY INSTITUTIONS) AND AN ADJUSTMENT FOR RESERVE REQUIREMENT RATIO CHANGES. THE MAJOR SOURCE OF THE ADJUSTED MONETARY BASE IS FEDERAL RESERVE CREDIT. DATA ARE COMPUTED BY THIS BANK. A DETAILED DESCRIPTION OF THE ADJUSTED MONETARY BASE IS AVAILABLE FROM THIS BANK.

RECENT DATA ARE PRELIMINARY.

## ADJUSTED MONETARY BASE

COMPOUNDED ANNUAL RATES OF CHANGE,  
AVERAGE OF TWO MAINTENANCE PERIODS ENDING:

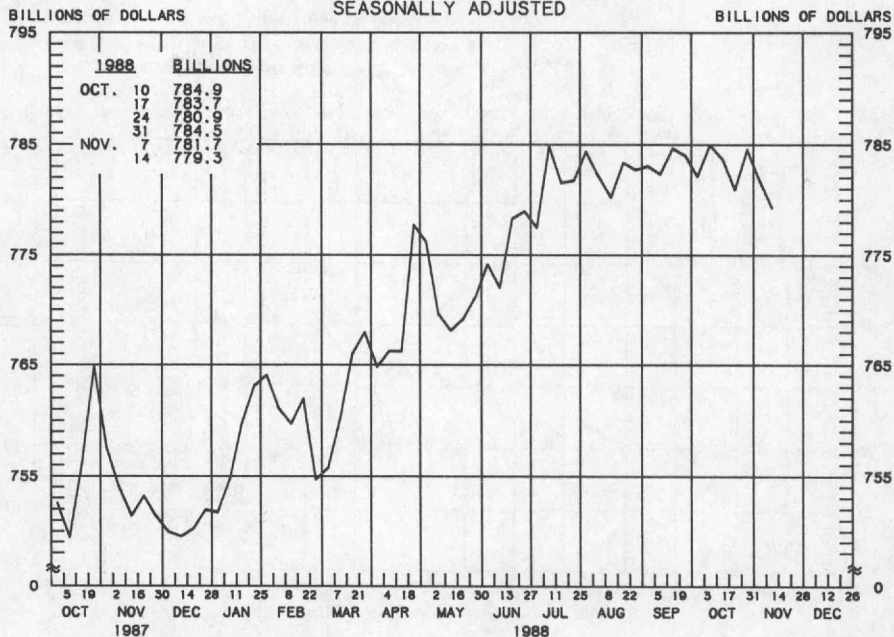
11/18/87 2/10/88 4/20/88 5/18/88 6/15/88 7/13/88 8/10/88 9/21/88

TO THE AVERAGE OF  
TWO MAINTENANCE  
PERIODS ENDING:

4/20/88	6.9						
5/18/88	6.5	4.7					
6/15/88	6.4	5.0	5.1				
7/13/88	6.7	5.6	6.3	7.3			
8/10/88	6.9	6.1	6.9	7.8	8.7		
9/21/88	6.6	5.8	6.3	6.7	7.0	6.3	
10/19/88	6.2	5.4	5.6	5.8	5.8	5.0	3.6
11/16/88	6.3	5.6	5.9	6.1	6.2	5.6	4.7

PREPARED BY FEDERAL RESERVE BANK OF ST. LOUIS

# MONEY STOCK (M1) AVERAGES OF DAILY FIGURES SEASONALLY ADJUSTED



LATEST DATA PLOTTED WEEK ENDING: NOVEMBER 14, 1988

CURRENT DATA APPEAR IN THE BOARD OF GOVERNORS' H.6 RELEASE.

M1 IS THE SUM OF CURRENCY HELD BY THE NONBANK PUBLIC, DEMAND DEPOSITS, OTHER CHECKABLE DEPOSITS AND TRAVELERS CHECKS.

## MONEY STOCK (M1)

COMPOUNDED ANNUAL RATES OF CHANGE, AVERAGE OF FOUR WEEKS ENDING:

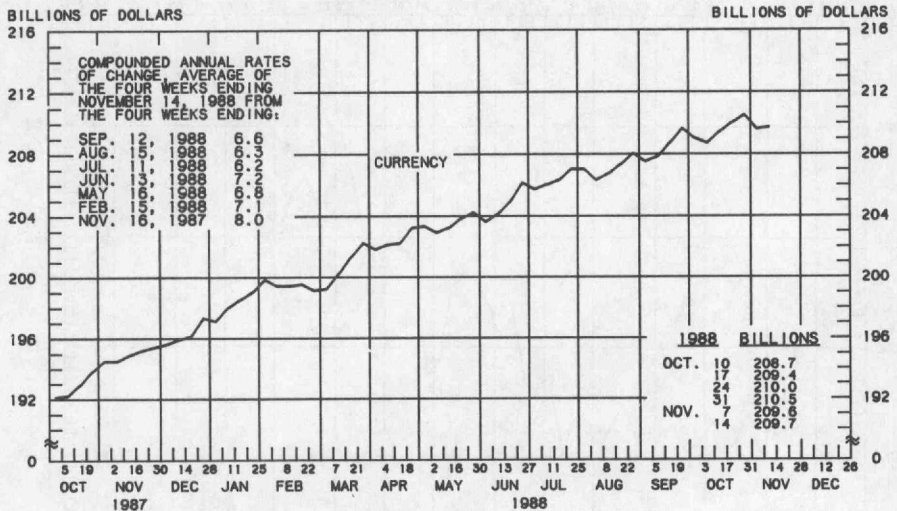
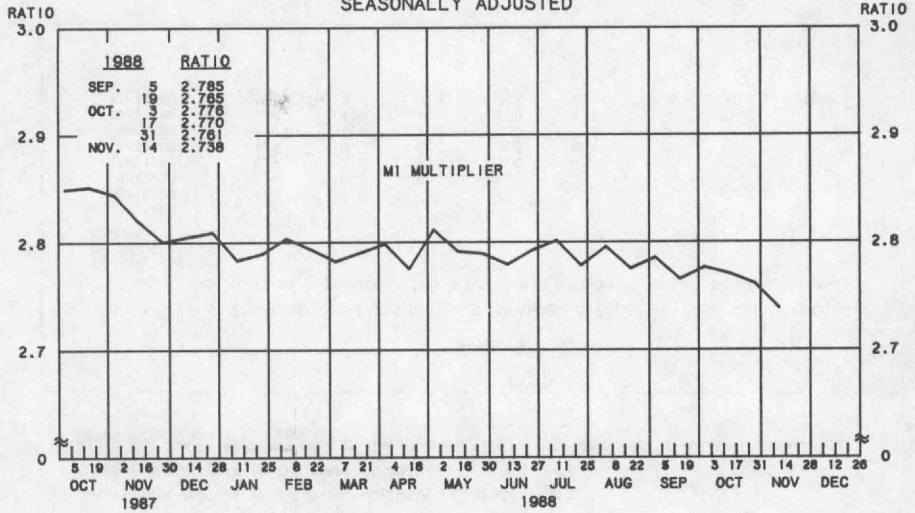
11/16/87 2/15/88 4/11/88 5/16/88 6/13/88 7/11/88 8/15/88 9/12/88

TO THE AVERAGE  
OF FOUR WEEKS  
ENDING:

4/11/88	3.1						
5/16/88	4.3	5.8					
6/13/88	3.4	3.9	4.1				
7/11/88	4.7	5.9	7.3	6.0			
8/15/88	4.5	5.3	6.1	4.8	8.1		
9/12/88	4.2	4.8	5.2	4.0	5.9	2.2	
10/17/88	3.8	4.3	4.4	3.3	4.6	1.8	1.2
11/14/88	3.3	3.4	3.4	2.3	3.1	0.6	-0.3
							-0.9

PREPARED BY FEDERAL RESERVE BANK OF ST. LOUIS

# MONEY MULTIPLIER <sup>1/</sup> CURRENCY COMPONENT OF MONEY STOCK <sup>2/</sup> AVERAGES OF DAILY FIGURES SEASONALLY ADJUSTED

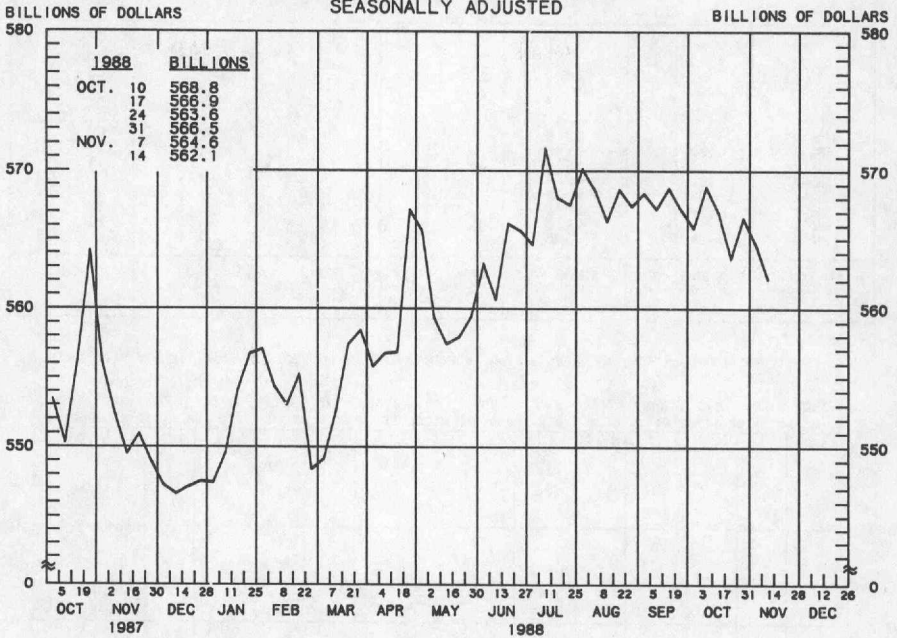


LATEST DATA PLOTTED WEEK ENDING: NOVEMBER 14, 1988  
 1/ RATIO OF MONEY STOCK (M1) TO ADJUSTED MONETARY BASE  
 2/ CURRENT DATA APPEAR IN THE BOARD OF GOVERNORS' H.6 RELEASE.

PREPARED BY FEDERAL RESERVE BANK OF ST. LOUIS

# TOTAL CHECKABLE DEPOSITS

AVERAGES OF DAILY FIGURES  
SEASONALLY ADJUSTED



LATEST DATA PLOTTED WEEK ENDING: NOVEMBER 14, 1988

TOTAL CHECKABLE DEPOSITS IS THE SUM OF DEMAND DEPOSITS AND OTHER CHECKABLE DEPOSITS AT ALL DEPOSITORY INSTITUTIONS.

## TOTAL CHECKABLE DEPOSITS

COMPOUNDED ANNUAL RATES OF CHANGE, AVERAGE OF FOUR WEEKS ENDING:

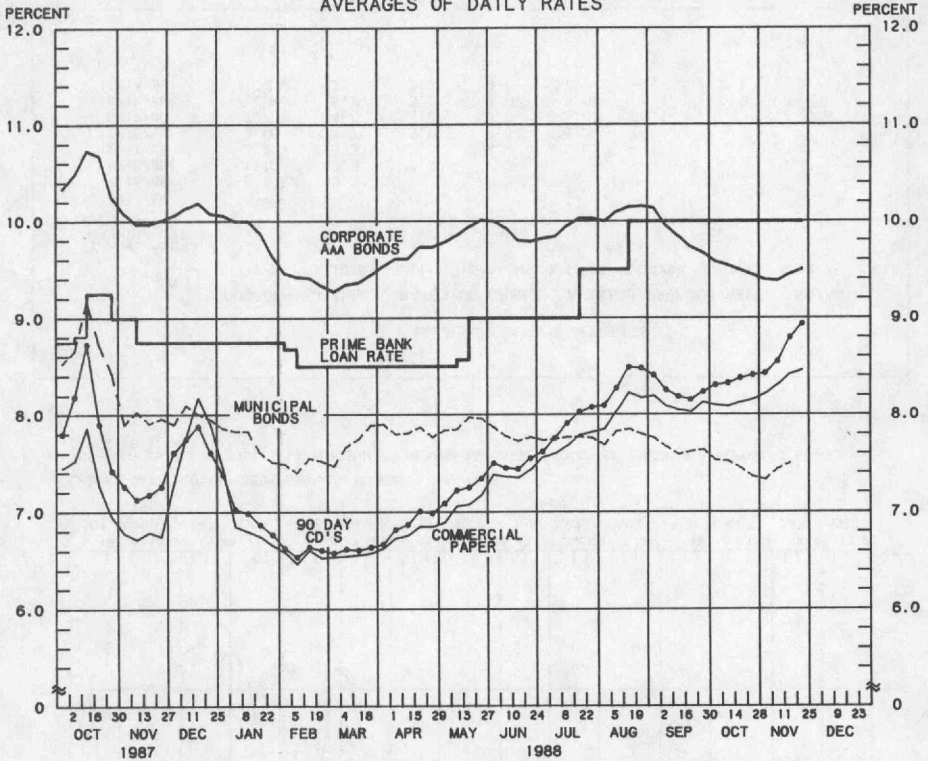
	11/16/87	2/15/88	4/11/88	5/16/88	6/13/88	7/11/88	8/15/88	9/12/88
TO THE AVERAGE OF FOUR WEEKS ENDING:								
4/11/88	0.7							
5/16/88	2.5	5.2						
6/13/88	1.5	2.8	3.4					
7/11/88	3.2	5.3	7.3	5.4				
8/15/88	3.0	4.7	5.8	4.1	8.3			
9/12/88	2.7	4.0	4.6	3.0	5.5	0.9		
10/17/88	2.3	3.2	3.5	2.0	3.6	0.1	-0.9	
11/14/88	1.6	2.1	2.1	0.6	1.7	-1.4	-2.7	-3.7

PREPARED BY FEDERAL RESERVE BANK OF ST. LOUIS



# YIELDS ON SELECTED SECURITIES

## AVERAGES OF DAILY RATES



1988	90 DAY CD'S	30-DAY COMMERCIAL PAPER	90-DAY BANKERS' ACCEPTANCES	CORPORATE AAA BONDS	CORPORATE BAA BONDS	MUNICIPAL BONDS
OCT. 7	8.31	8.10	8.12	9.58	10.45	7.53
14	8.33	8.09	8.13	9.54	10.41	7.52
21	8.38	8.13	8.15	9.49	10.41	7.45
28	8.41	8.16	8.18	9.44	10.39	7.36
NOV. 4	8.43	8.22	8.18	9.39	10.33	7.33
11	8.55	8.31	8.34	9.38	10.40	7.44
18	8.80	8.42	8.59	9.45	10.49	7.50
25	8.94	8.46	8.70	9.50	10.56	N.A.
DEC. 2						
9						
16						
23						
30						

NOTE: CURRENT DATA APPEAR IN THE BOARD OF GOVERNORS' H.15 RELEASE.

# AVERAGES OF RATES AVAILABLE

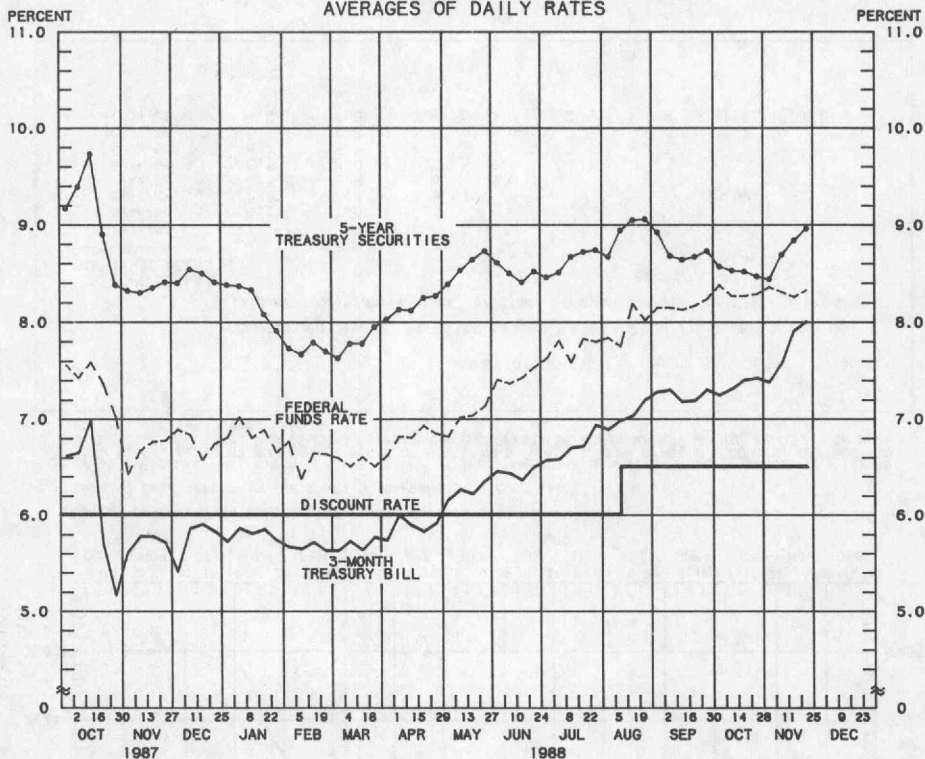
## BOND BUYER'S AVERAGE INDEX OF 20 MUNICIPAL BONDS, THURSDAY DATA

N.A. - NOT AVAILABLE

PREPARED BY FEDERAL RESERVE BANK OF ST. LOUIS

# SELECTED INTEREST RATES

## AVERAGES OF DAILY RATES



LATEST DATA PLOTTED ARE AVERAGES OF RATES AVAILABLE FOR THE WEEK ENDING: NOVEMBER 25, 1988.

1988	FEDERAL FUNDS RATE	3-MONTH TREASURY BILL	6-MONTH TREASURY BILL	1-YEAR TREASURY BILL	5-YEAR TREASURY SECURITIES	LONG-TERM TREASURY SECURITIES
OCT. 7	8.38	7.25	7.46	7.56	8.57	9.01
14	8.27	7.31	7.46	7.51	8.53	8.98
21	8.27	7.40	7.55	7.56	8.52	8.96
28	8.29	7.42	7.54	7.55	8.47	8.95
NOV. 4	8.36	7.38	7.48	7.53	8.44	8.84
11	8.31	7.57	7.71	7.76	8.69	9.04
18	8.26	7.91	7.87	7.94	8.84	9.14
25 *	8.33	8.00	7.99	8.03	8.96	9.19
DEC. 2						
9						
16						
23						
30						

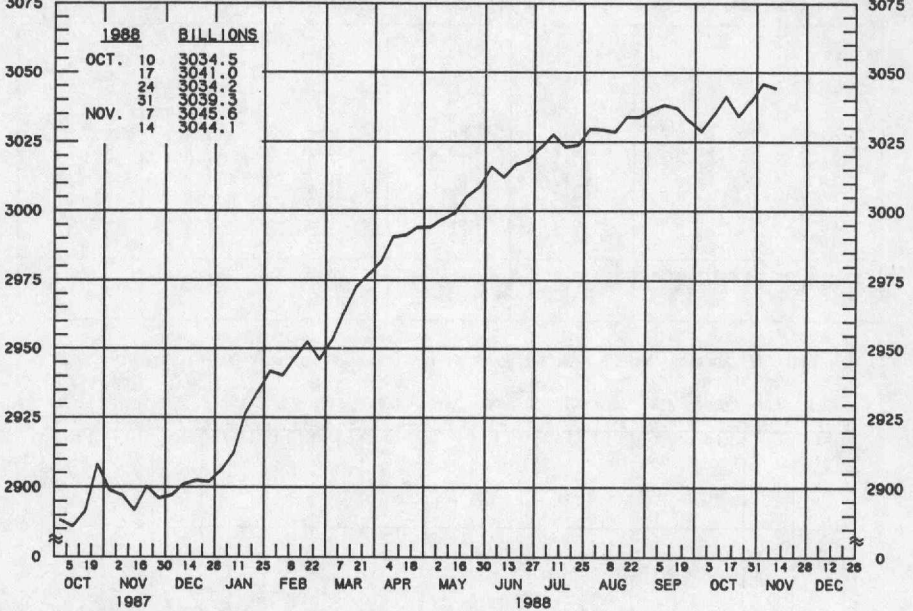
NOTE: CURRENT DATA APPEAR IN THE BOARD OF GOVERNORS' H.15 RELEASE EXCLUDING LONG-TERM TREASURY SECURITIES WHICH ARE COMPUTED BY THIS BANK. TREASURY BILL YIELDS ARE ON A DISCOUNT BASIS.  
 \* AVERAGES OF RATES AVAILABLE  
 \* SEVEN-DAY AVERAGES FOR WEEK ENDING TWO DAYS EARLIER THAN DATE SHOWN  
 \* AUCTION AVERAGE (DISCOUNT)

PREPARED BY FEDERAL RESERVE BANK OF ST. LOUIS

# MONEY STOCK (M2) AVERAGES OF DAILY FIGURES SEASONALLY ADJUSTED

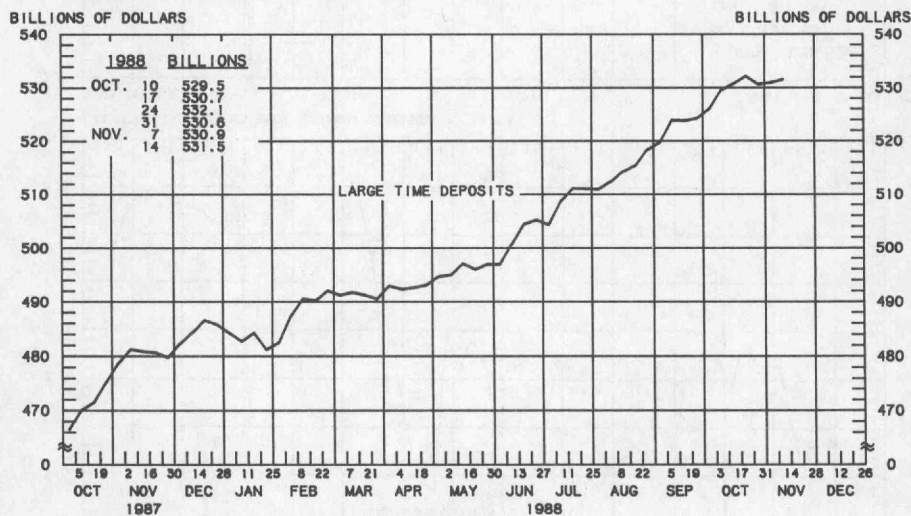
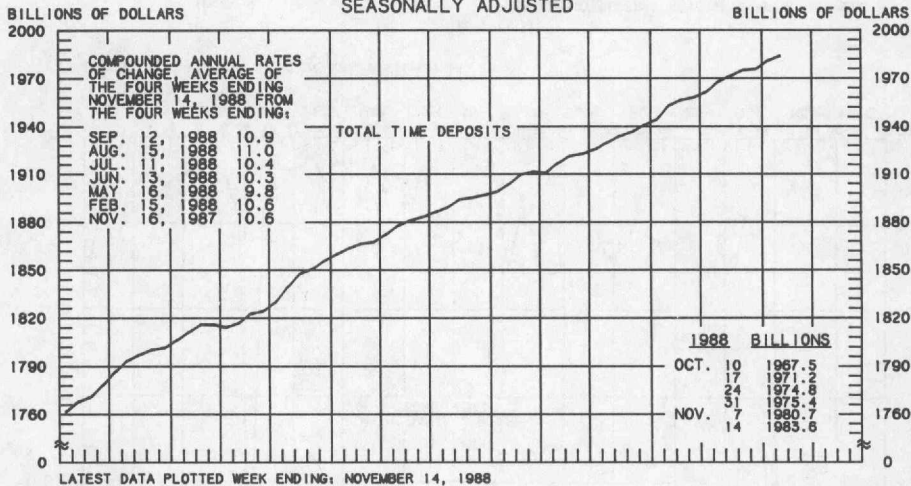
BILLIONS OF DOLLARS  
3075

BILLIONS OF DOLLARS  
3075





# ALL DEPOSITORY INSTITUTIONS TOTAL TIME DEPOSITS 1/ LARGE TIME DEPOSITS 2/ AVERAGES OF DAILY FIGURES SEASONALLY ADJUSTED

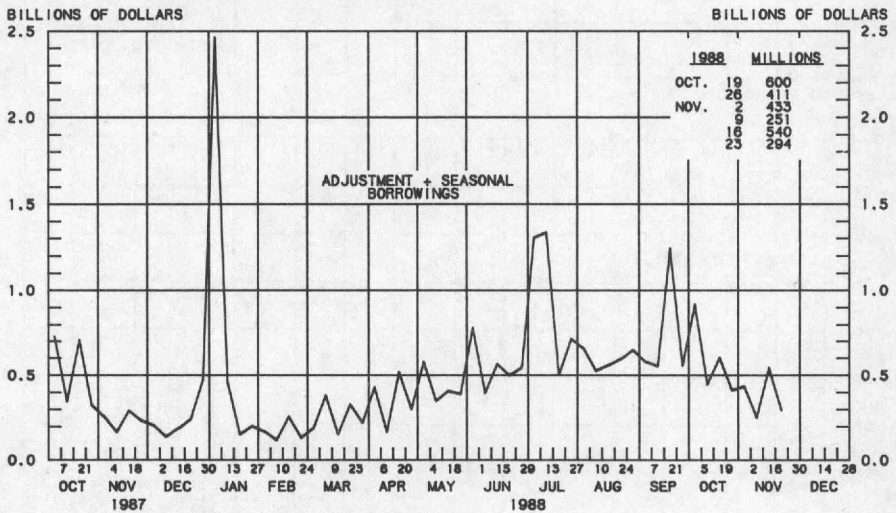
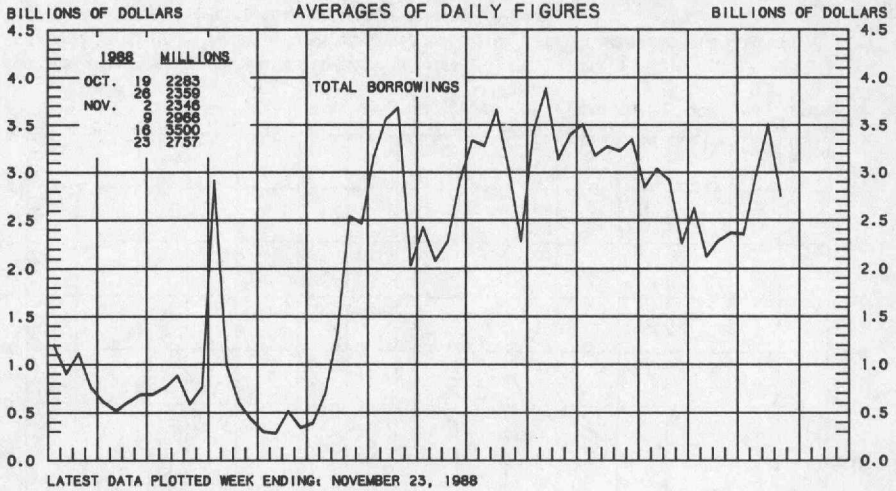


1/ TOTAL TIME IS THE SUM OF SAVINGS DEPOSITS, SMALL TIME DEPOSITS AND LARGE TIME DEPOSITS.

2/ TIME DEPOSITS ISSUED IN DENOMINATIONS OF \$100,000 OR MORE

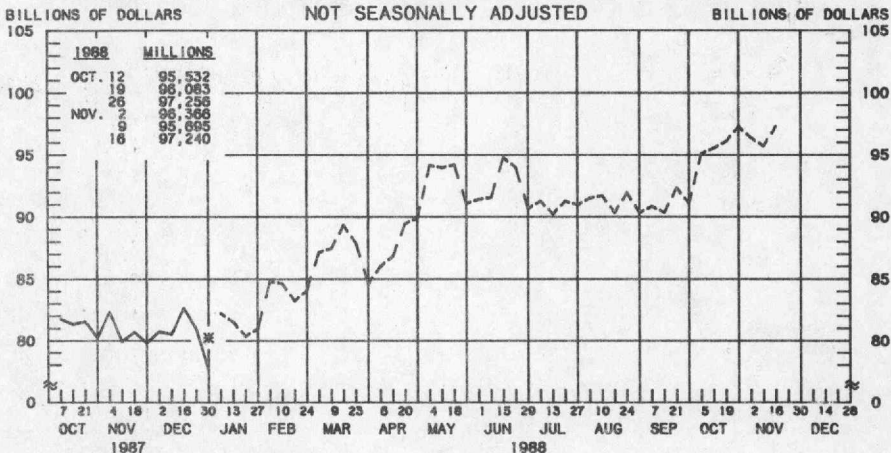
PREPARED BY FEDERAL RESERVE BANK OF ST. LOUIS

# BORROWINGS FROM FEDERAL RESERVE BANKS



PREPARED BY FEDERAL RESERVE BANK OF ST. LOUIS

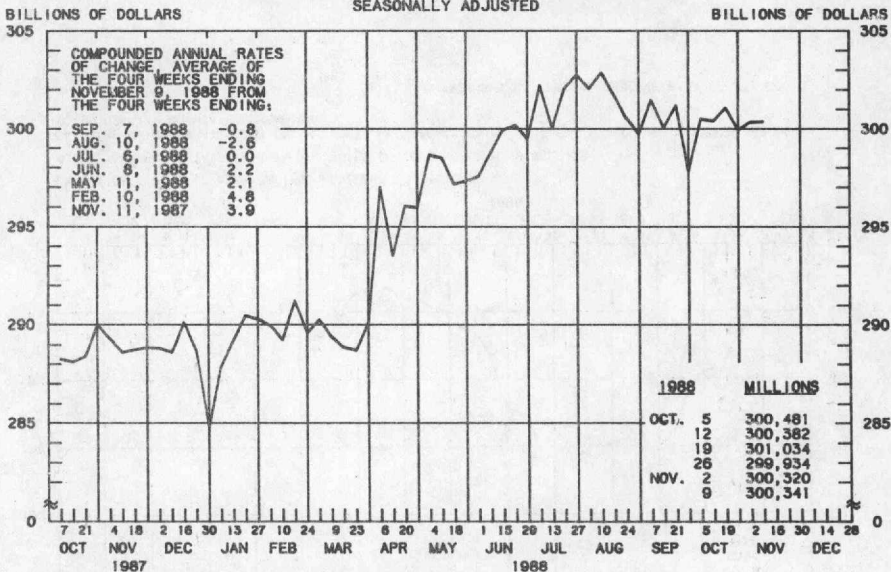
# COMMERCIAL PAPER OF NONFINANCIAL COMPANIES



LATEST DATA PLOTTED WEEK ENDING: NOVEMBER 16, 1988

\* DASHED LINE REPRESENTS DATA USING A NEW REPORTING PANEL AND IS NOT COMPARABLE TO PREVIOUS DATA.

## BUSINESS LOANS<sup>1/</sup> (COMMERCIAL AND INDUSTRIAL) WEEKLY REPORTING LARGE COMMERCIAL BANKS<sup>2/</sup> SEASONALLY ADJUSTED



LATEST DATA PLOTTED WEEK ENDING: NOVEMBER 9, 1988

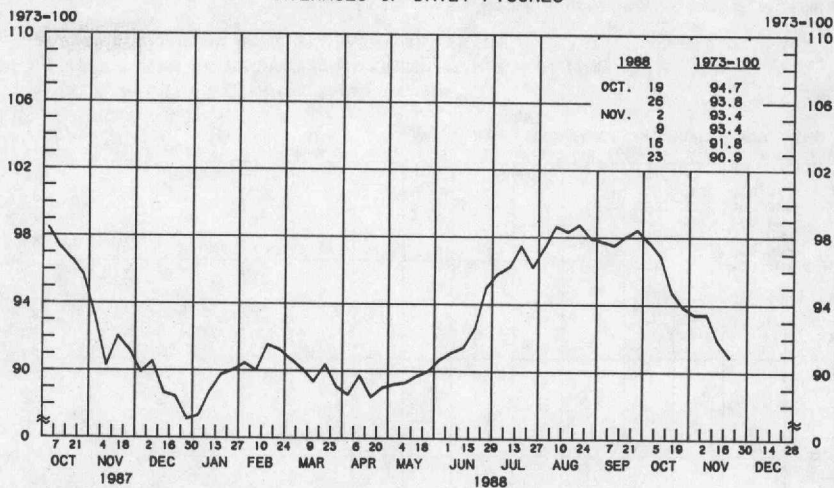
1/ BUSINESS LOANS INCLUDE BANKERS' ACCEPTANCES AND COMMERCIAL PAPER.

2/ BANKS WITH DOMESTIC ASSETS GREATER THAN \$1.4 BILLION

PREPARED BY FEDERAL RESERVE BANK OF ST. LOUIS

# DOLLAR'S TRADE-WEIGHTED EXCHANGE INDEX

## AVERAGES OF DAILY FIGURES



LATEST DATA PLOTTED WEEK ENDING: NOVEMBER 23, 1988

NOTE: CURRENT DATA APPEAR IN THE BOARD OF GOVERNOR'S H.10 RELEASE.

DATA ARE WEIGHTED AVERAGES OF THE FOREIGN-CURRENCY PRICE OF THE U.S. DOLLAR, COMPUTED USING 10 INDUSTRIAL COUNTRY CURRENCIES.

PREPARED BY FEDERAL RESERVE BANK OF ST. LOUIS