

RESEARCH LIBRARY

Federal Reserve Bank
of St. Louis

U.S. Financial Data

MAR 21 1988

March 17, 1988

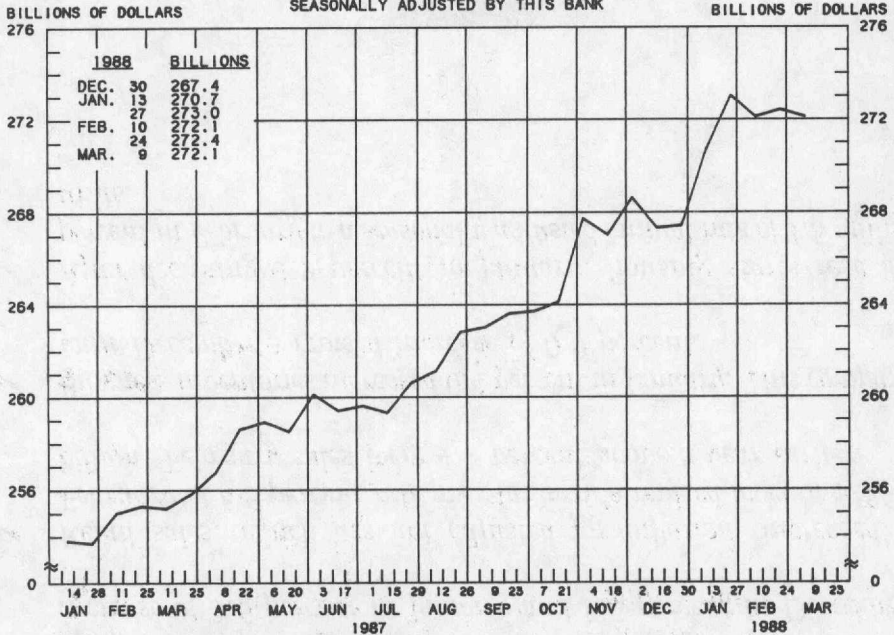
THE WEEK'S HIGHLIGHTS:

- ✓ *Producer prices of finished goods declined at a seasonally adjusted annual rate of 2.2 percent in February. On balance, producer prices experienced little change during the past six months.*
- ✓ *Industrial production increased in February at a seasonally adjusted annual rate of 1.8 percent. This increase follows revised rates of increase of 3.6 percent in January and 5.5 percent in December.*
- ✓ *Retail sales, which are not adjusted for inflation, increased in February at a 5 percent rate over January's revised level of \$128.6 billion. February sales were 4.7 percent above a year earlier.*
- ✓ *Business inventories increased 0.4 percent in January. This compares with December's revised increase of 0.9 percent.*
- ✓ *After declining 1.9 percent in January, housing starts rose 8.9 percent in February to a seasonally adjusted annual rate of 1.5 million units.*



Views expressed do not necessarily reflect official positions of the Federal Reserve System.

ADJUSTED MONETARY BASE
AVERAGES OF DAILY FIGURES
SEASONALLY ADJUSTED BY THIS BANK



LATEST PLOTTED RESERVE MAINTENANCE PERIOD ENDING: MARCH 9, 1988

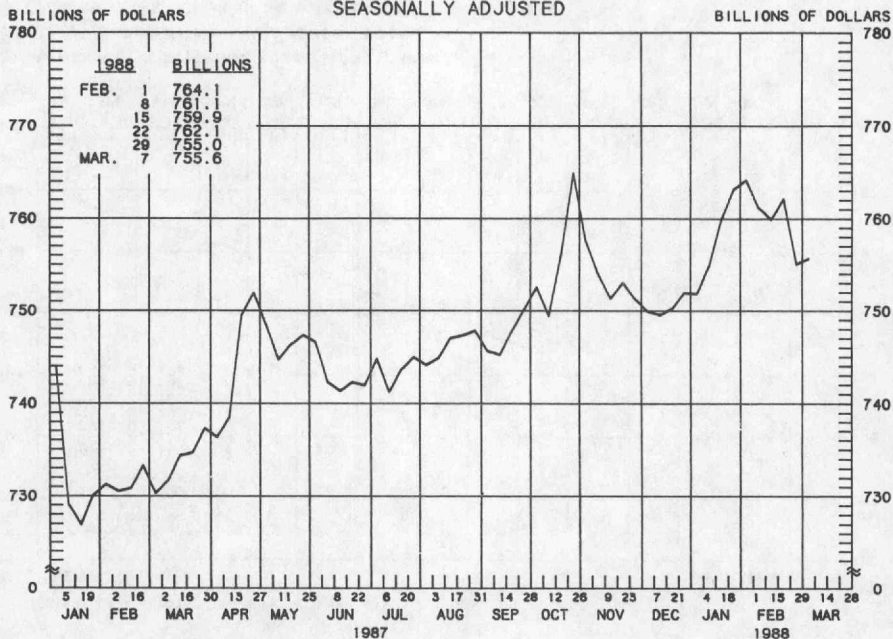
THE ADJUSTED MONETARY BASE IS THE SUM OF RESERVE ACCOUNTS OF FINANCIAL INSTITUTIONS AT FEDERAL RESERVE BANKS, CURRENCY IN CIRCULATION (CURRENCY HELD BY THE PUBLIC AND IN THE VAULTS OF ALL DEPOSITORY INSTITUTIONS) AND AN ADJUSTMENT FOR RESERVE REQUIREMENT RATIO CHANGES. THE MAJOR SOURCE OF THE ADJUSTED MONETARY BASE IS FEDERAL RESERVE CREDIT. DATA ARE COMPUTED BY THIS BANK. A DETAILED DESCRIPTION OF THE ADJUSTED MONETARY BASE IS AVAILABLE FROM THIS BANK.

RECENT DATA ARE PRELIMINARY.

ADJUSTED MONETARY BASE									
COMPOUNDED ANNUAL RATES OF CHANGE,									
AVERAGE OF TWO MAINTENANCE PERIODS ENDING:									
	3/11/87	6/3/87	8/12/87	9/9/87	10/7/87	11/4/87	12/2/87	1/13/88	
TO THE AVERAGE OF TWO MAINTENANCE PERIODS ENDING:									
8/12/87	5.3								
9/ 9/87	6.0	5.3							
10/ 7/87	5.8	5.0	7.2						
11/ 4/87	6.4	6.1	8.6	7.7					
12/ 2/87	6.8	6.7	8.9	8.3	10.5				
1/13/88	6.4	6.2	7.6	7.0	7.8	6.4			
2/10/88	7.4	7.5	9.2	8.9	10.1	9.7	9.7		
3/ 9/88	6.7	6.6	7.7	7.3	7.9	7.1	6.4	8.0	

PREPARED BY FEDERAL RESERVE BANK OF ST. LOUIS

MONEY STOCK (M1)
AVERAGES OF DAILY FIGURES
SEASONALLY ADJUSTED



LATEST DATA PLOTTED WEEK ENDING: MARCH 7, 1988

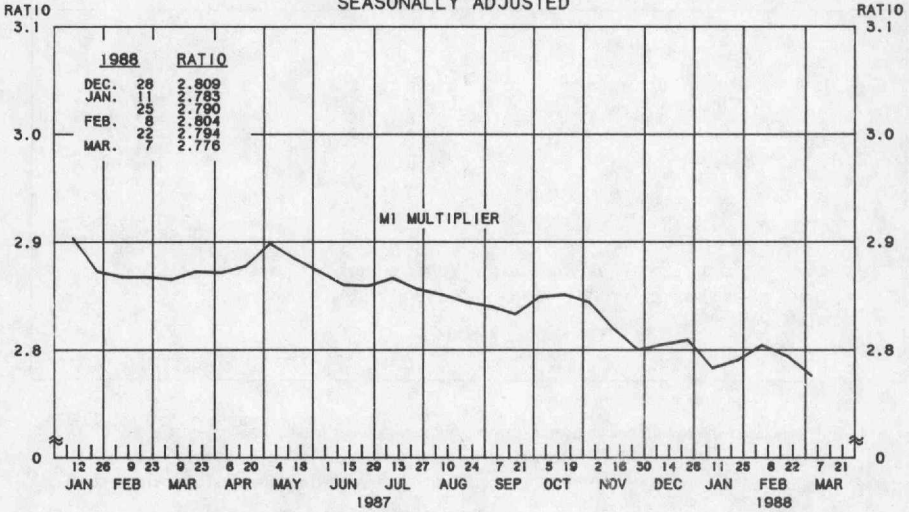
CURRENT DATA APPEAR IN THE BOARD OF GOVERNORS' H.6 RELEASE.

M1 IS THE SUM OF CURRENCY HELD BY THE NONBANK PUBLIC, DEMAND DEPOSITS, OTHER CHECKABLE DEPOSITS AND TRAVELERS CHECKS.

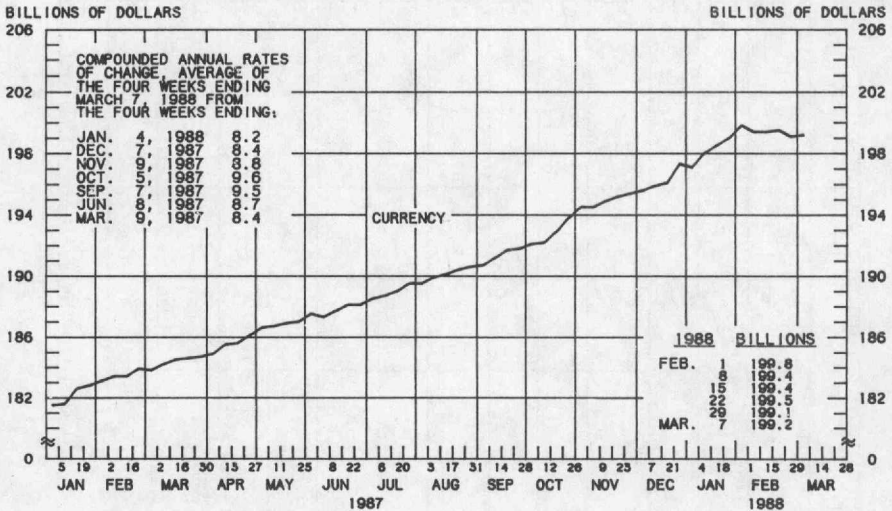
MONEY STOCK (M1)									
COMPOUNDED ANNUAL RATES OF CHANGE, AVERAGE OF FOUR WEEKS ENDING:									
	3/9/87	6/8/87	8/10/87	9/7/87	10/5/87	11/9/87	12/7/87	1/4/88	
TO THE AVERAGE OF FOUR WEEKS ENDING:									
8/10/87	4.2								
9/7/87	4.3	0.7							
10/5/87	4.2	1.4	4.0						
11/9/87	5.5	4.0	7.6	9.0					
12/7/87	3.6	1.6	2.9	2.4	1.9				
1/4/88	3.2	1.2	2.2	1.6	1.1	-6.0			
2/8/88	4.5	3.3	4.8	4.9	5.2	2.1	8.5		
3/7/88	3.7	2.3	3.2	3.0	3.0	0.0	3.7	5.7	

PREPARED BY FEDERAL RESERVE BANK OF ST. LOUIS

MONEY MULTIPLIER ^{1/}
CURRENCY COMPONENT OF MONEY STOCK ^{2/}
 AVERAGES OF DAILY FIGURES
 SEASONALLY ADJUSTED



LATEST DATA PLOTTED TWO WEEKS ENDING: MARCH 7, 1988



LATEST DATA PLOTTED WEEK ENDING: MARCH 7, 1988

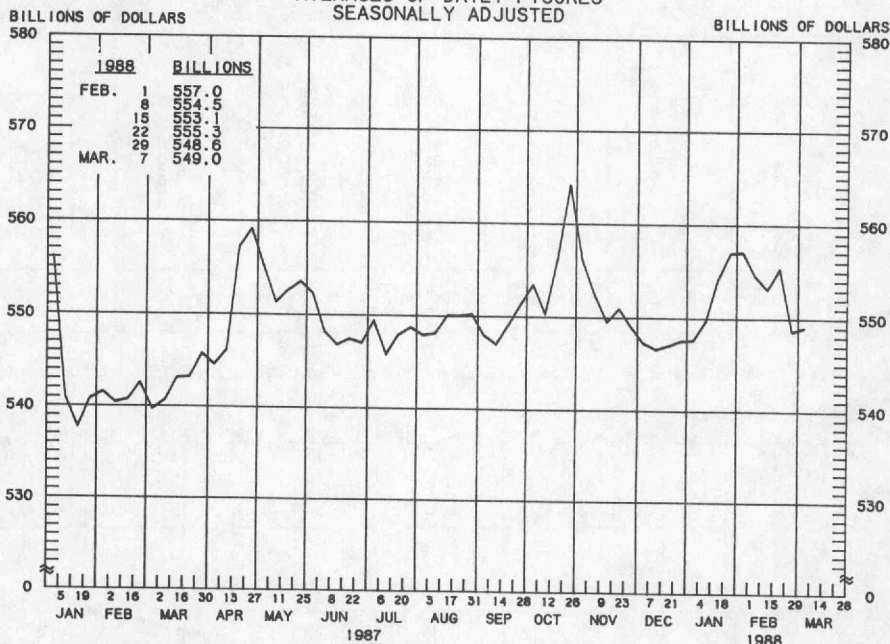
1/ RATIO OF MONEY STOCK (MI) TO ADJUSTED MONETARY BASE

2/ CURRENT DATA APPEAR IN THE BOARD OF GOVERNORS' H.6 RELEASE.

PREPARED BY FEDERAL RESERVE BANK OF ST. LOUIS

TOTAL CHECKABLE DEPOSITS

AVERAGES OF DAILY FIGURES
SEASONALLY ADJUSTED



LATEST DATA PLOTTED WEEK ENDING: MARCH 7, 1988

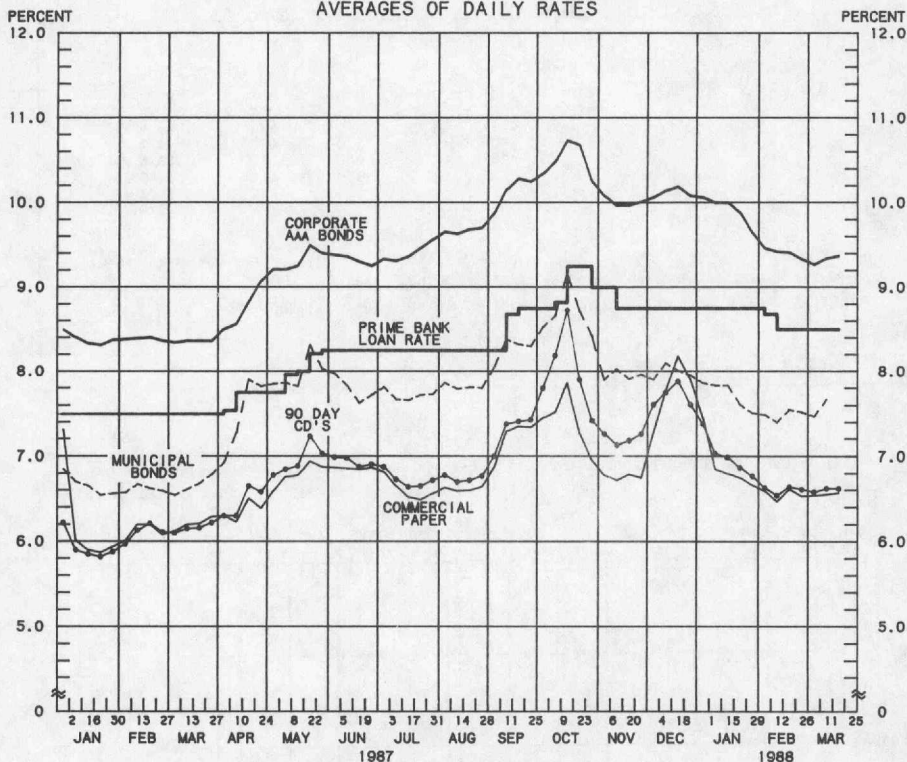
TOTAL CHECKABLE DEPOSITS IS THE SUM OF DEMAND DEPOSITS AND OTHER CHECKABLE DEPOSITS AT ALL DEPOSITORY INSTITUTIONS.

TOTAL CHECKABLE DEPOSITS								
COMPOUNDED ANNUAL RATES OF CHANGE, AVERAGE OF FOUR WEEKS ENDING:								
TO THE AVERAGE OF FOUR WEEKS ENDING:	3/9/87	6/8/87	8/10/87	9/7/87	10/5/87	11/9/87	12/7/87	1/4/88
8/10/87	3.2							
9/7/87	3.2	-1.5						
10/5/87	3.0	-0.8	2.4					
11/9/87	4.5	2.4	6.7	8.4				
12/7/87	2.0	-0.9	0.5	-0.3	-1.1			
1/4/88	1.4	-1.4	-0.5	-1.3	-2.2	-11.1		
2/8/88	3.0	1.1	2.8	2.7	2.9	-1.1	7.1	
3/7/88	2.0	-0.0	1.0	0.7	0.6	-3.1	1.8	4.6

PREPARED BY FEDERAL RESERVE BANK OF ST. LOUIS

YIELDS ON SELECTED SECURITIES

AVERAGES OF DAILY RATES



1988	90 DAY CD'S	30-DAY COMMERCIAL PAPER	90-DAY BANKERS' ACCEPTANCES	CORPORATE AAA BONDS	CORPORATE BAA BONDS	MUNICIPAL BONDS **
JAN. 1	7.38	7.45	7.17	10.06	11.24	7.86
8	7.03	6.85	6.89	10.00	11.22	7.83
15	6.99	6.80	6.83	10.00	11.19	7.83
22	6.87	6.75	6.73	9.88	11.02	7.61
29	6.77	6.66	6.62	9.64	10.85	7.51
FEB. 5	6.63	6.59	6.50	9.46	10.71	7.49
12	6.54	6.47	6.43	9.42	10.62	7.40
19	6.64	6.61	6.55	9.41	10.60	7.55
26	6.61	6.53	6.48	9.33	10.56	7.52
MAR. 4	6.58	6.54	6.45	9.27	10.48	7.47
11	6.62	6.55	6.50	9.34	10.50	7.67
18 *	6.62	6.57	6.52	9.37	10.55	N.A.
25						

NOTE: CURRENT DATA APPEAR IN THE BOARD OF GOVERNORS' H.15 RELEASE.

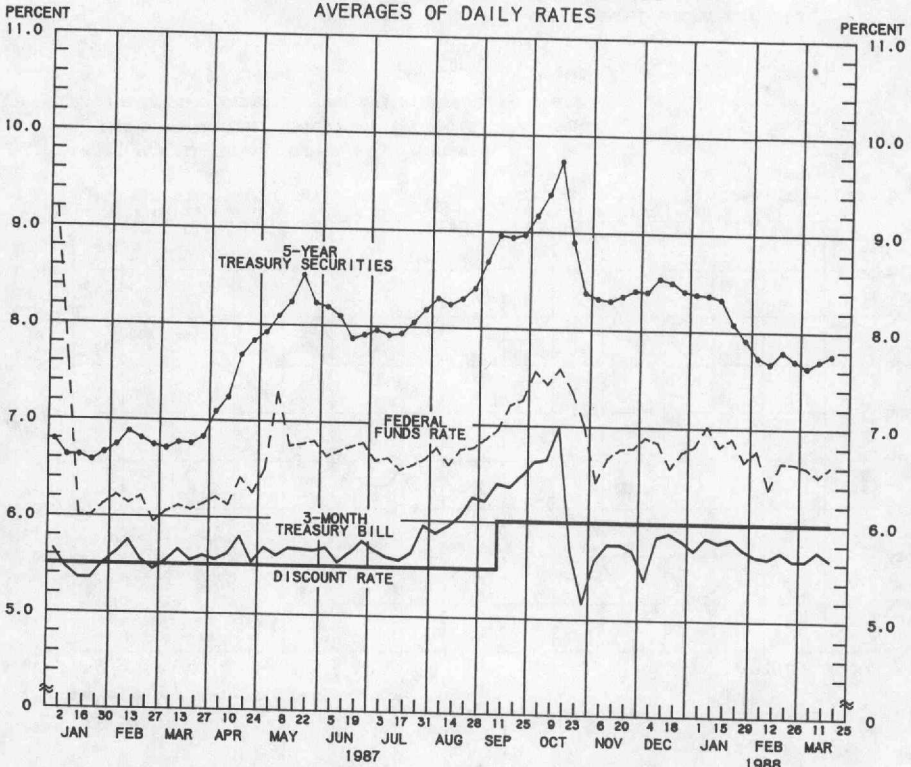
* AVERAGES OF RATES AVAILABLE

** BOND BUYER'S AVERAGE INDEX OF 20 MUNICIPAL BONDS, THURSDAY DATA

N.A. - NOT AVAILABLE

PREPARED BY FEDERAL RESERVE BANK OF ST. LOUIS

SELECTED INTEREST RATES AVERAGES OF DAILY RATES



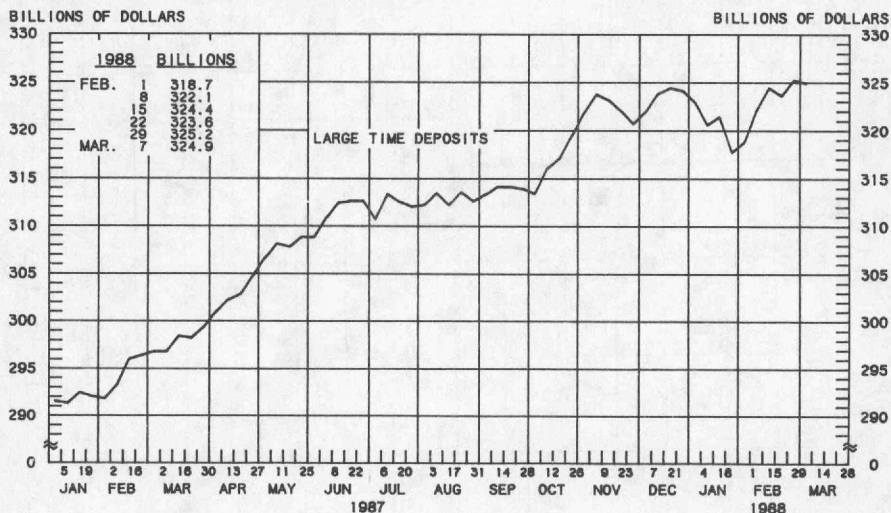
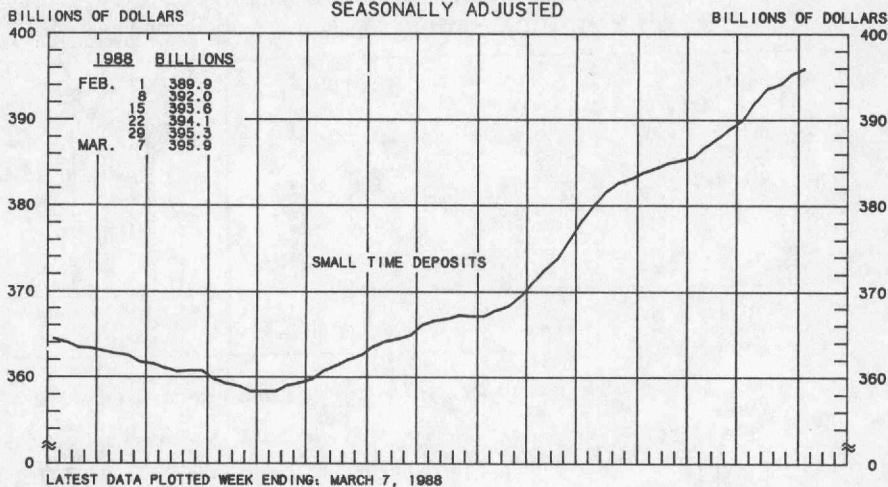
LATEST DATA PLOTTED ARE AVERAGES OF RATES AVAILABLE FOR THE WEEK ENDING: MARCH 18, 1988.

1988	FEDERAL FUNDS %	3-MONTH TREASURY BILL	6-MONTH TREASURY BILL %	1-YEAR TREASURY BILL	5-YEAR TREASURY SECURITIES	LONG-TERM TREASURY SECURITIES
JAN. 1	6.81	5.73	6.32	6.66	8.38	9.05
8	7.02	5.86	6.35	6.66	8.37	9.07
15	6.81	5.81	6.33	6.63	8.33	9.08
22	6.89	5.85	6.37	6.45	8.08	8.79
29	6.66	5.74	6.19	6.33	7.91	8.61
FEB. 5	6.77	5.67	6.11	6.22	7.73	8.43
12	6.38	5.65	5.85	6.16	7.67	8.42
19	6.65	5.72	6.03	6.27	7.79	8.55
26	6.64	5.63	5.83	6.20	7.70	8.46
MAR. 4	6.60	5.63	5.86	6.20	7.63	8.44
11	6.51	5.73	5.93	6.28	7.70	8.60
18 *	6.61	5.64	5.78	6.24	7.76	8.61
25						

NOTE: CURRENT DATA APPEAR IN THE BOARD OF GOVERNORS' H.15 RELEASE EXCLUDING LONG-TERM TREASURY SECURITIES WHICH ARE COMPUTED BY THIS BANK. TREASURY BILL YIELDS ARE ON A DISCOUNT BASIS.
 * AVERAGES OF RATES AVAILABLE
 ** SEVEN-DAY AVERAGES FOR WEEK ENDING TWO DAYS EARLIER THAN DATE SHOWN
 *** AUCTION AVERAGE (DISCOUNT)

PREPARED BY FEDERAL RESERVE BANK OF ST. LOUIS

COMMERCIAL BANK
 SMALL TIME DEPOSITS 1/
 LARGE TIME DEPOSITS 2/
 AVERAGES OF DAILY FIGURES
 SEASONALLY ADJUSTED



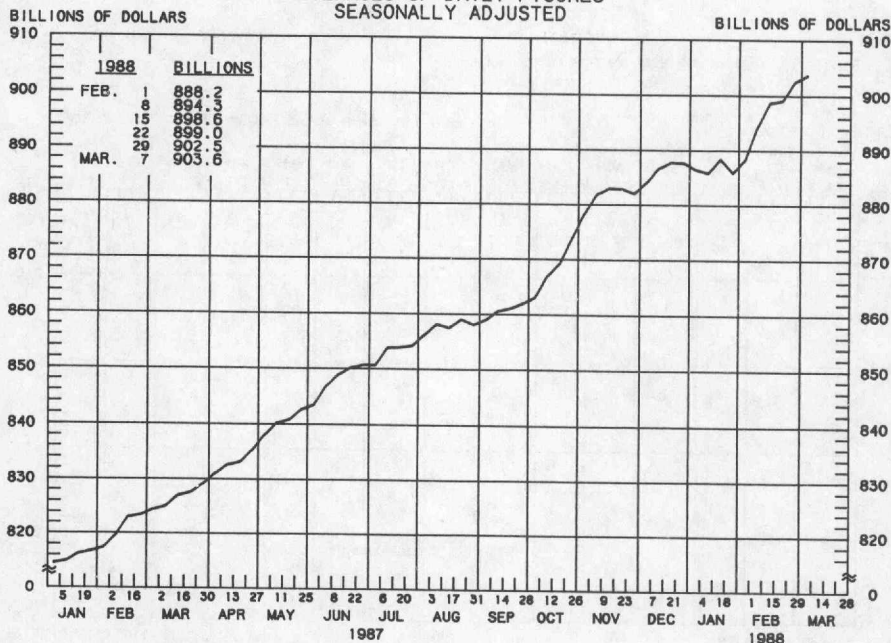
1/ TIME DEPOSITS ISSUED IN DENOMINATIONS OF LESS THAN \$100,000

2/ TIME DEPOSITS ISSUED IN DENOMINATIONS OF \$100,000 OR MORE

PREPARED BY FEDERAL RESERVE BANK OF ST. LOUIS

COMMERCIAL BANK TOTAL TIME DEPOSITS

AVERAGES OF DAILY FIGURES
SEASONALLY ADJUSTED



LATEST DATA PLOTTED WEEK ENDING: MARCH 7, 1988

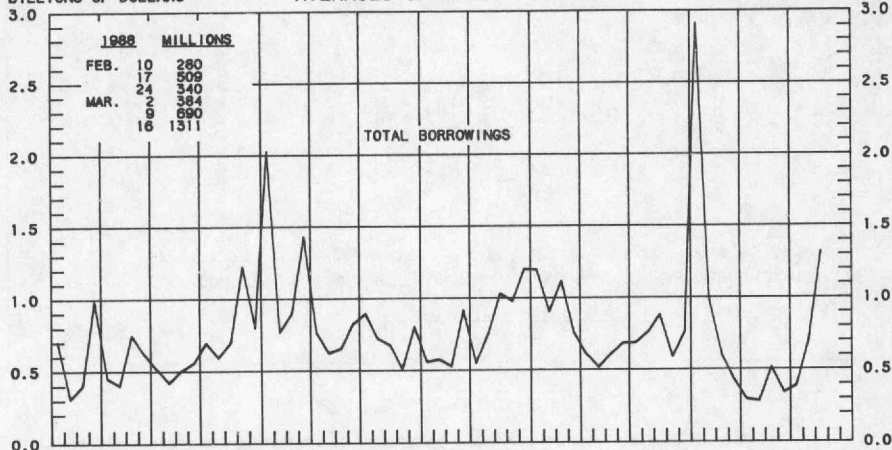
TOTAL TIME IS THE SUM OF SAVINGS DEPOSITS, SMALL TIME DEPOSITS AND LARGE TIME DEPOSITS.

TOTAL TIME DEPOSITS								
COMPOUNDED ANNUAL RATES OF CHANGE, AVERAGE OF FOUR WEEKS ENDING:								
	3/9/87	6/8/87	8/10/87	9/7/87	10/5/87	11/9/87	12/7/87	1/4/88
TO THE AVERAGE OF FOUR WEEKS ENDING:								
8/10/87	9.3							
9/7/87	8.5	7.3						
10/5/87	8.0	6.8	4.7					
11/9/87	9.5	9.3	9.8	12.4				
12/7/87	9.6	9.6	10.1	12.0	15.2			
1/4/88	9.3	9.2	9.4	10.6	12.4	8.7		
2/8/88	8.6	8.2	8.0	8.7	9.5	6.3	4.2	
3/7/88	9.3	9.2	9.4	10.2	11.1	9.0	8.4	9.3

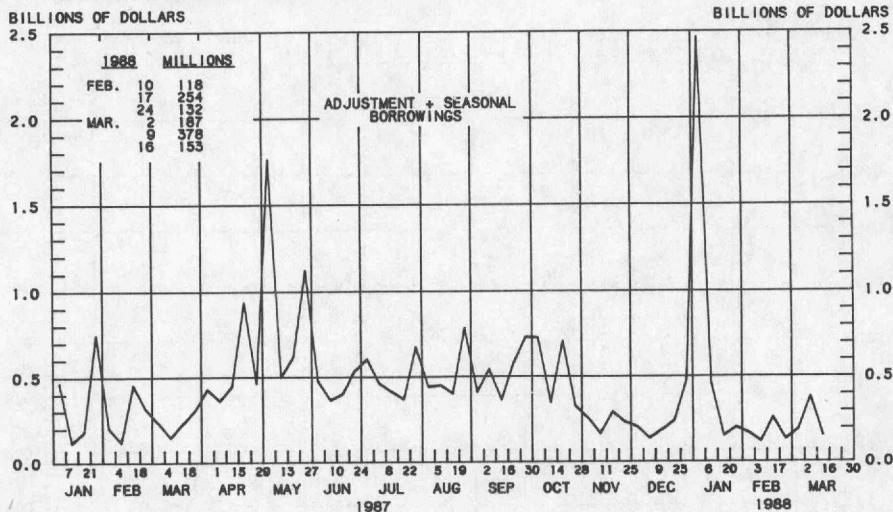
PREPARED BY FEDERAL RESERVE BANK OF ST. LOUIS

BORROWINGS FROM FEDERAL RESERVE BANKS

BILLIONS OF DOLLARS AVERAGES OF DAILY FIGURES BILLIONS OF DOLLARS



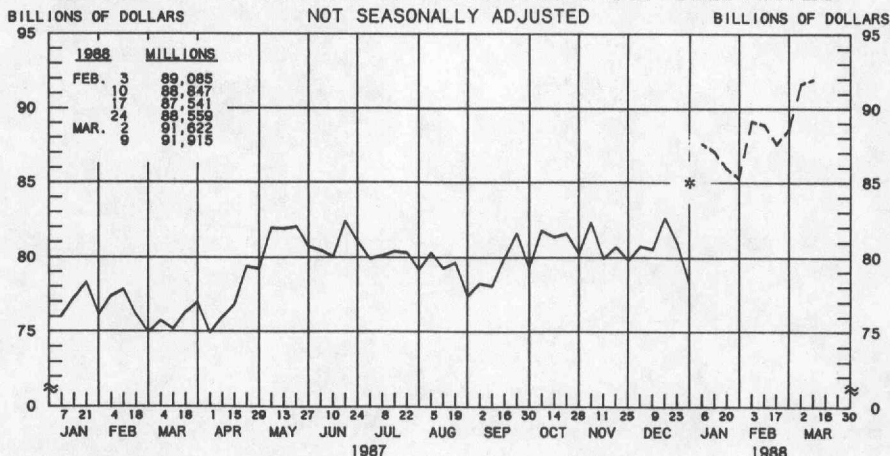
LATEST DATA PLOTTED WEEK ENDING: MARCH 16, 1988



LATEST DATA PLOTTED WEEK ENDING: MARCH 16, 1988

PREPARED BY FEDERAL RESERVE BANK OF ST. LOUIS

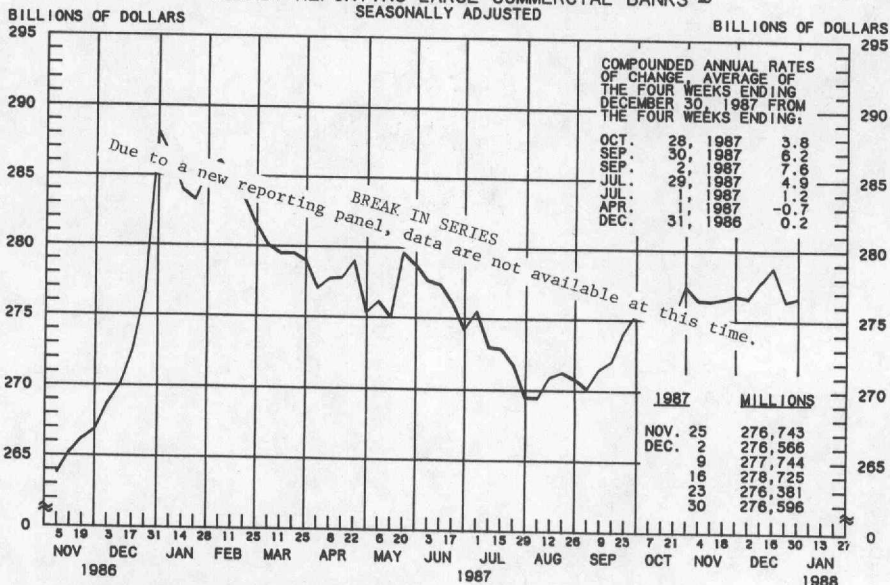
COMMERCIAL PAPER OF NONFINANCIAL COMPANIES



LATEST DATA PLOTTED WEEK ENDING: MARCH 9, 1988

* DASHED LINE REPRESENTS DATA USING A NEW REPORTING PANEL AND IS NOT COMPARABLE TO PREVIOUS DATA.

BUSINESS LOANS^{1/} (COMMERCIAL AND INDUSTRIAL) WEEKLY REPORTING LARGE COMMERCIAL BANKS^{2/} SEASONALLY ADJUSTED



LATEST DATA PLOTTED WEEK ENDING: DECEMBER 30, 1987

1/ BUSINESS LOANS INCLUDE BANKERS' ACCEPTANCES AND COMMERCIAL PAPER.

2/ BANKS WITH DOMESTIC ASSETS GREATER THAN \$1.4 BILLION

PREPARED BY FEDERAL RESERVE BANK OF ST. LOUIS