

RESEARCH LIBRARY

Federal Reserve Bank
of St. Louis

U.S. Financial Data

AUG 03 1987

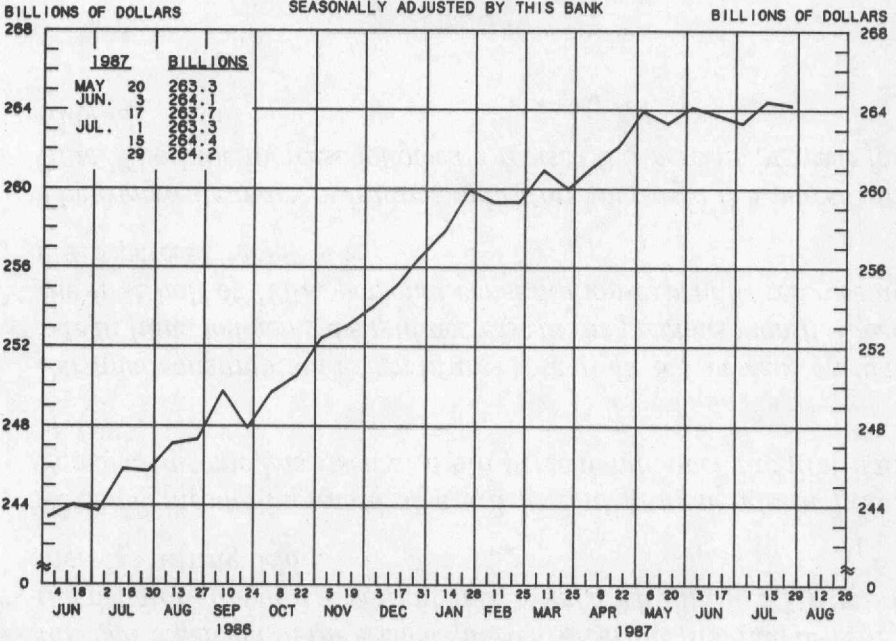
July 30, 1987

THE WEEK'S HIGHLIGHTS:

- ✓ Real gross national product increased at a 2.6 percent annual rate in the second quarter of this year. Over the first half of 1987, real GNP increased at a 3.5 percent rate, compared with a 2.2 percent rate for all of 1986.
- ✓ The implicit price deflator for gross national product rose at an annual rate of 3.8 percent in the second quarter. Over the first half of 1987, the deflator rose at a 4 percent rate, compared with a 2.2 percent increase during 1986.
- ✓ Personal income increased at a 4.3 percent annual rate in June. Personal income has risen at a 6.6 percent rate over the first half of 1987.
- ✓ Personal consumption expenditures rose at an 8.7 percent annual rate in June, following a slight decrease in the previous month. Over the first half of 1987, personal consumption expenditures rose at a 4.3 percent rate.
- ✓ The composite index of leading indicators increased 0.8 percent in June. The June increase followed a revised 0.5 percent increase for May.



ADJUSTED MONETARY BASE AVERAGES OF DAILY FIGURES SEASONALLY ADJUSTED BY THIS BANK



LATEST PLOTTED RESERVE MAINTENANCE PERIOD ENDING: JULY 29, 1987

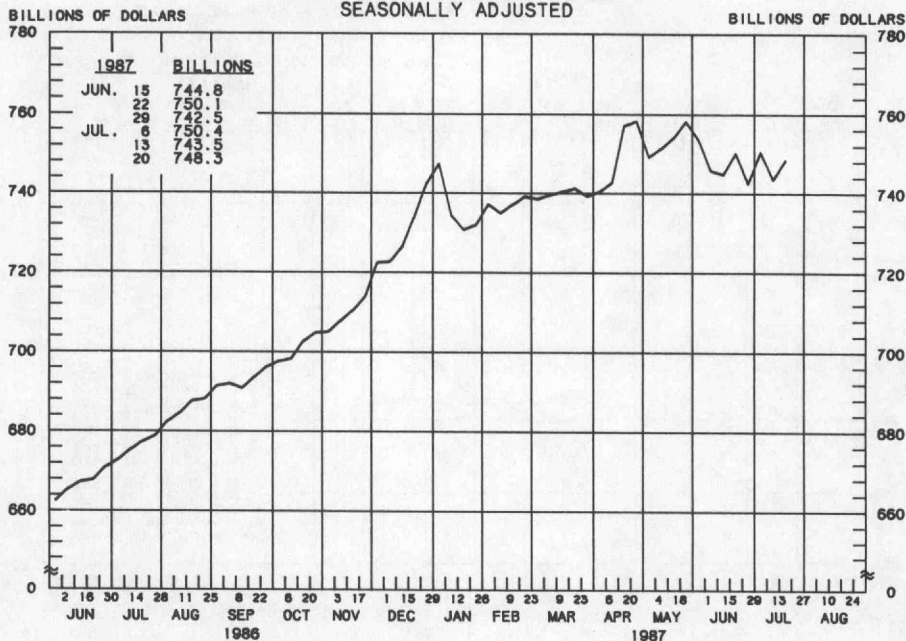
THE ADJUSTED MONETARY BASE IS THE SUM OF RESERVE ACCOUNTS OF FINANCIAL INSTITUTIONS AT FEDERAL RESERVE BANKS, CURRENCY IN CIRCULATION (CURRENCY HELD BY THE PUBLIC AND IN THE VAULTS OF ALL DEPOSITORY INSTITUTIONS) AND AN ADJUSTMENT FOR RESERVE REQUIREMENT RATIO CHANGES. THE MAJOR SOURCE OF THE ADJUSTED MONETARY BASE IS FEDERAL RESERVE CREDIT. DATA ARE COMPUTED BY THIS BANK. A DETAILED DESCRIPTION OF THE ADJUSTED MONETARY BASE IS AVAILABLE FROM THIS BANK.

RECENT DATA ARE PRELIMINARY.

ADJUSTED MONETARY BASE									
COMPOUNDED ANNUAL RATES OF CHANGE,									
AVERAGE OF TWO MAINTENANCE PERIODS ENDING:									
	7/30/86	10/22/86	12/31/86	1/28/87	2/25/87	3/25/87	4/22/87	5/3/87	
TO THE AVERAGE OF TWO MAINTENANCE PERIODS ENDING:									
12/31/86	9.9								
1/28/87	10.9	13.7							
2/25/87	9.7	11.0	9.2						
3/25/87	9.3	10.1	8.2	4.1					
4/22/87	8.9	9.4	7.6	4.6	5.9				
5/3/87	8.7	9.0	7.5	5.5	6.4	6.6			
7/1/87	7.8	7.8	6.1	4.3	4.8	4.3	3.8		
7/29/87	7.5	7.4	5.8	4.2	4.6	4.3	3.9	1.5	

PREPARED BY FEDERAL RESERVE BANK OF ST. LOUIS

MONEY STOCK (M1)
AVERAGES OF DAILY FIGURES
SEASONALLY ADJUSTED



LATEST DATA PLOTTED WEEK ENDING: JULY 20, 1987

CURRENT DATA APPEAR IN THE BOARD OF GOVERNORS' H.6 RELEASE.

M1 IS THE SUM OF CURRENCY HELD BY THE NONBANK PUBLIC, DEMAND DEPOSITS, OTHER CHECKABLE DEPOSITS AND TRAVELERS CHECKS.

MONEY STOCK (M1)

COMPOUNDED ANNUAL RATES OF CHANGE, AVERAGE OF FOUR WEEKS ENDING:

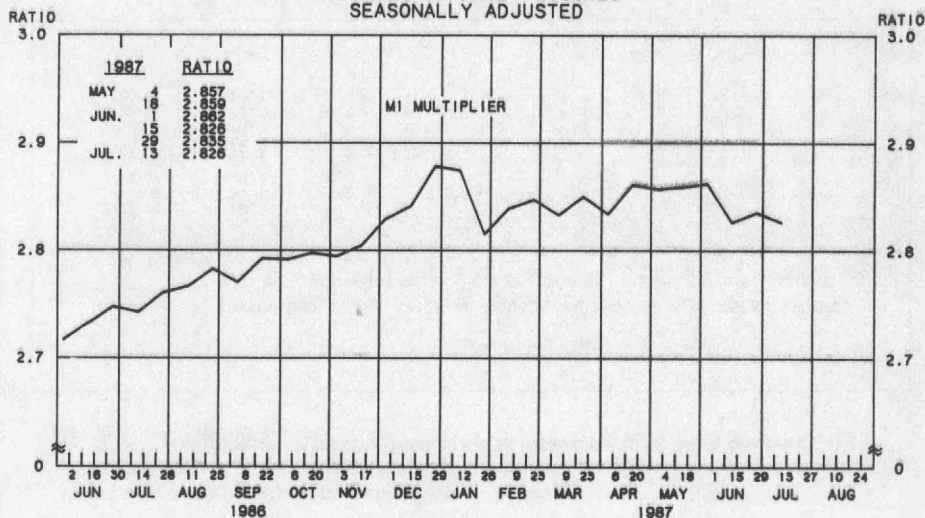
7/21/86 10/20/86 12/22/86 1/19/87 2/23/87 3/23/87 4/20/87 5/18/87

TO THE AVERAGE
OF FOUR WEEKS
ENDING:

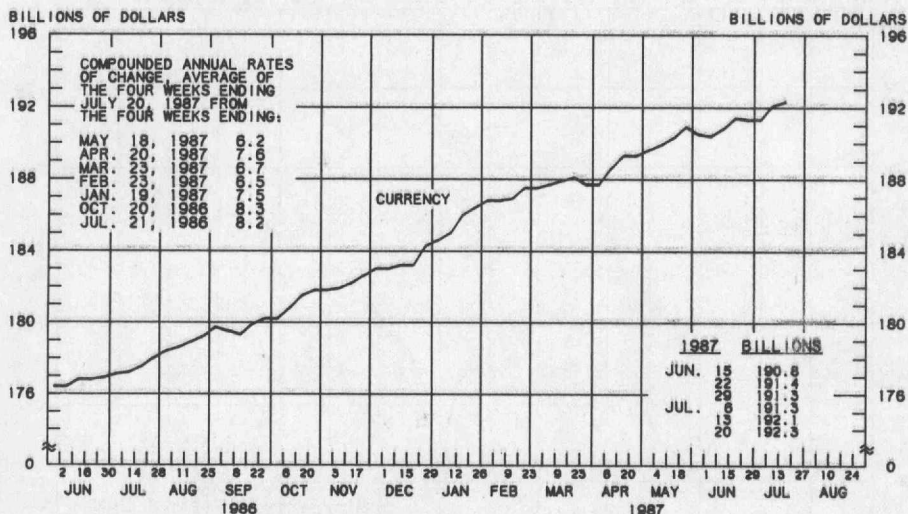
12/22/86	19.3							
1/19/87	20.1	25.0						
2/23/87	16.2	16.8	8.9					
3/23/87	14.9	14.5	7.7	0.9				
4/20/87	14.2	13.7	6.0	3.3	7.0			
5/18/87	14.4	13.9	9.4	6.1	9.8	12.3		
6/22/87	12.0	10.8	6.2	3.2	4.8	4.8	3.0	
7/20/87	10.7	9.2	4.8	2.0	3.1	2.6	0.8	-5.3

PREPARED BY FEDERAL RESERVE BANK OF ST. LOUIS

MONEY MULTIPLIER ^{1/}
CURRENCY COMPONENT OF MONEY STOCK ^{2/}
 AVERAGES OF DAILY FIGURES
 SEASONALLY ADJUSTED



LATEST DATA PLOTTED TWO WEEKS ENDING: JULY 13, 1987



LATEST DATA PLOTTED WEEK ENDING: JULY 20, 1987

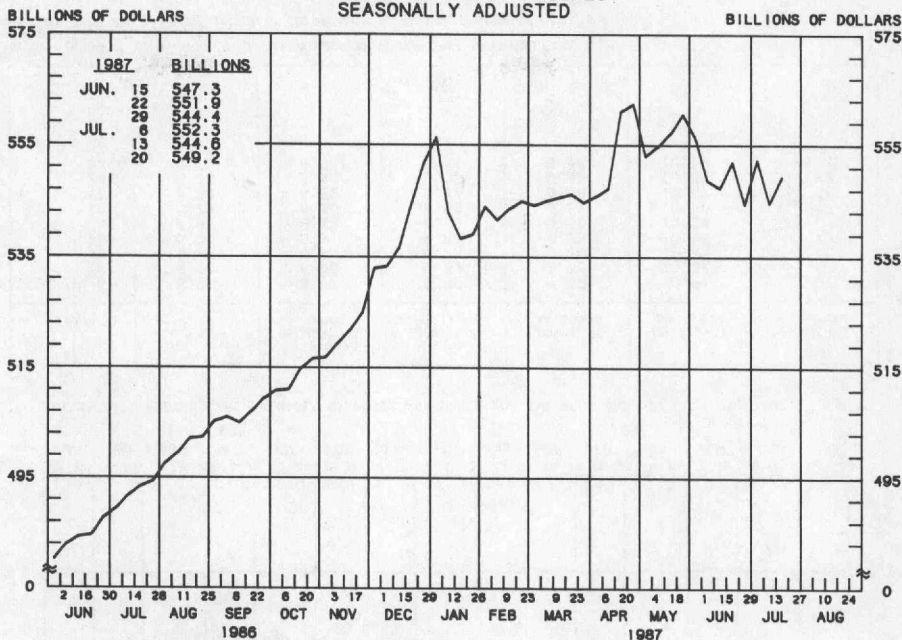
1/ RATIO OF MONEY STOCK (M1) TO ADJUSTED MONETARY BASE

2/ CURRENT DATA APPEAR IN THE BOARD OF GOVERNORS' H.8 RELEASE.

PREPARED BY FEDERAL RESERVE BANK OF ST. LOUIS

TOTAL CHECKABLE DEPOSITS

AVERAGES OF DAILY FIGURES
SEASONALLY ADJUSTED



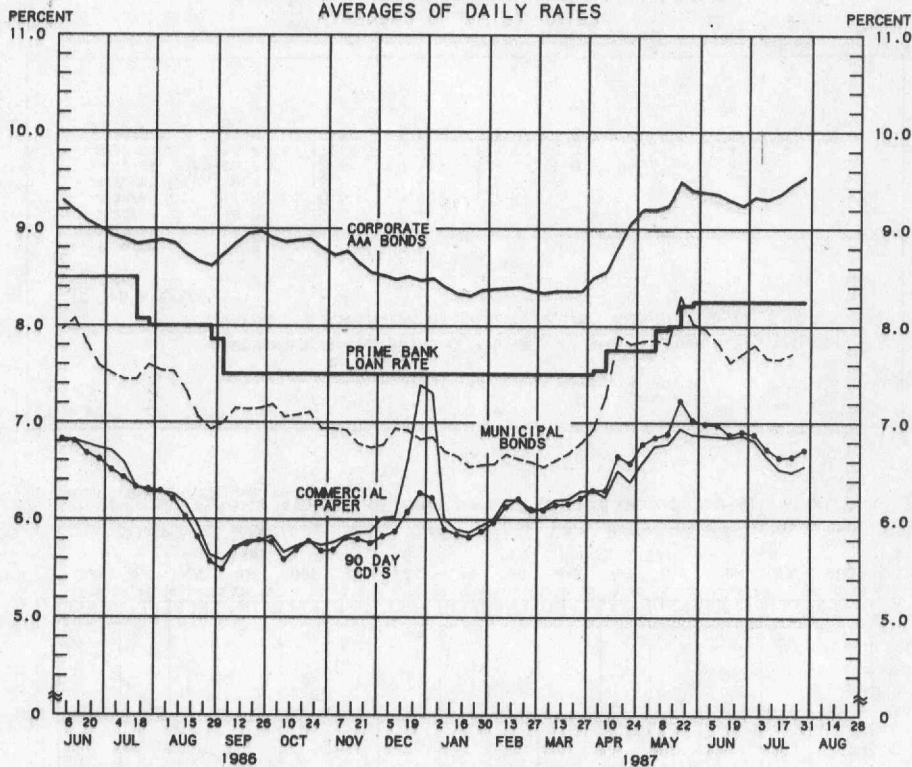
LATEST DATA PLOTTED WEEK ENDING: JULY 20, 1987

TOTAL CHECKABLE DEPOSITS IS THE SUM OF DEMAND DEPOSITS AND OTHER CHECKABLE DEPOSITS AT ALL DEPOSITORY INSTITUTIONS.

TOTAL CHECKABLE DEPOSITS										
COMPOUNDED ANNUAL RATES OF CHANGE, AVERAGE OF FOUR WEEKS ENDING:										
TO THE AVERAGE OF FOUR WEEKS ENDING:	12/22/86	1/19/87	2/23/87	3/23/87	4/20/87	5/18/87	6/22/87	7/20/87		
	23.8	24.5	18.8	17.0	16.4	16.6	13.4	11.6	31.1	
		19.2	16.3	15.5	15.8	11.7	9.5		7.4	
		6.5	7.5	9.5	5.4	5.4	3.5		7.4	
			7.7	7.5	1.8	1.6			7.7	
			11.0	9.5	5.4	1.6			11.0	14.5
			4.2	5.4	1.6	4.3			4.2	4.2
			1.3	3.5	0.1	1.9			1.3	1.4
			-1.5	3.5	0.1	1.9			-1.5	-9.2

PREPARED BY FEDERAL RESERVE BANK OF ST. LOUIS

YIELDS ON SELECTED SECURITIES AVERAGES OF DAILY RATES



1987		90 DAY CD'S	30-DAY COMMERCIAL PAPER	90-DAY BANKERS' ACCEPTANCES	CORPORATE AAA BONDS	CORPORATE BAA BONDS	MUNICIPAL BONDS ^{30K}
JUNE	5	6.99	6.87	6.90	9.38	10.61	7.97
	12	6.98	6.86	6.83	9.36	10.58	7.85
	19	6.88	6.85	6.79	9.30	10.48	7.63
	26	6.91	6.87	6.81	9.25	10.43	7.72
JULY	3	6.88	6.82	6.75	9.33	10.52	7.81
	10	6.73	6.65	6.63	9.31	10.52	7.87
	17	6.64	6.52	6.52	9.36	10.57	7.66
	24	6.65	6.49	6.53	9.46	10.62	7.72
	31	6.72	6.55	6.62	9.54	10.72	N.A.
AUG.	7						
	14						
	28						

NOTE: CURRENT DATA APPEAR IN THE BOARD OF GOVERNORS' H.15 RELEASE.

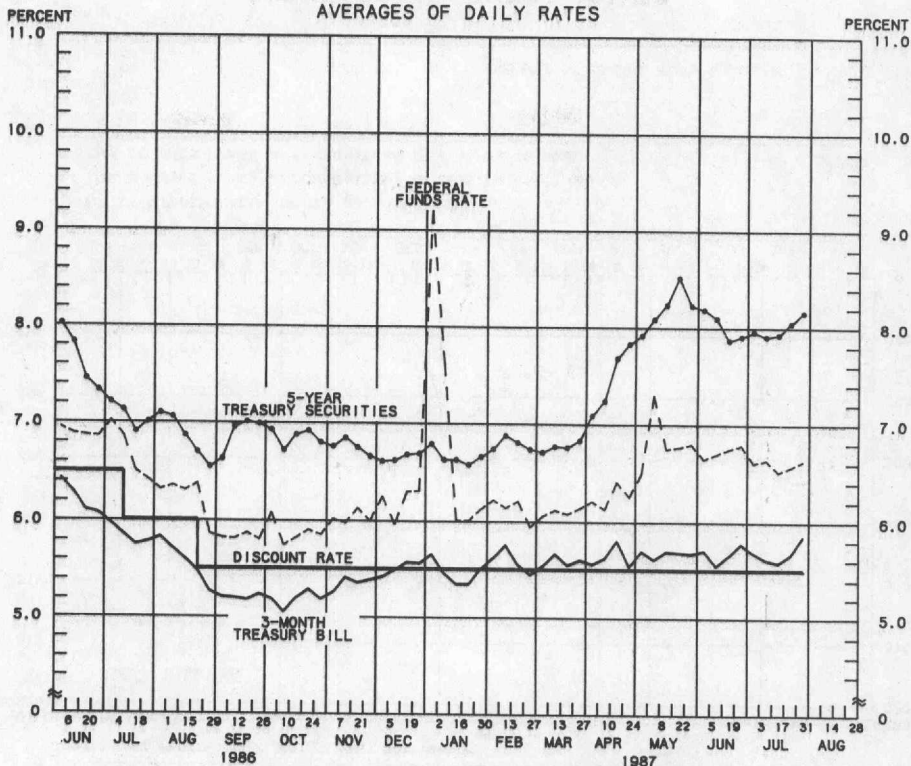
* AVERAGES OF RATES AVAILABLE

** BOND BUYER'S AVERAGE INDEX OF 20 MUNICIPAL BONDS, THURSDAY DATA

N.A. - NOT AVAILABLE

PREPARED BY FEDERAL RESERVE BANK OF ST. LOUIS

SELECTED INTEREST RATES AVERAGES OF DAILY RATES



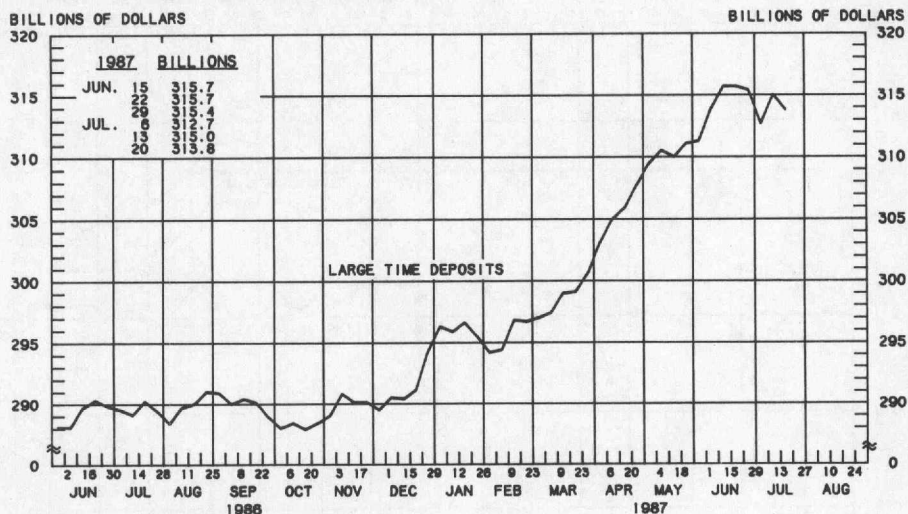
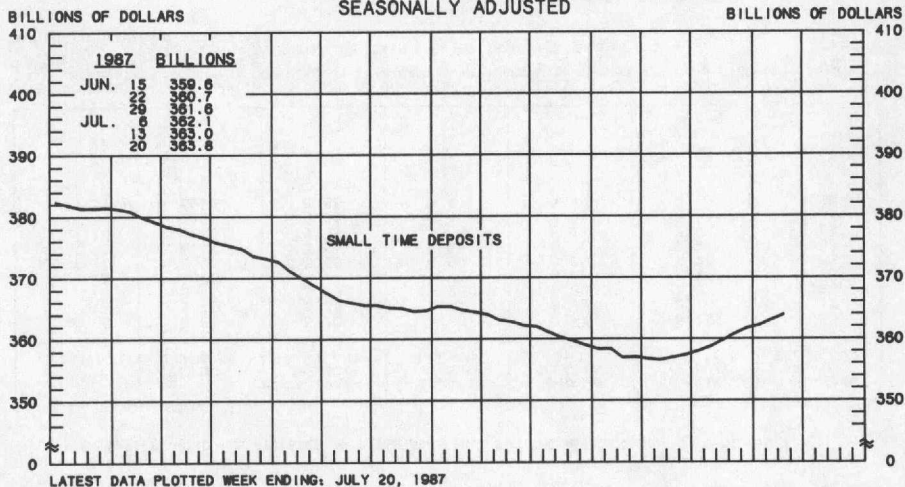
LATEST DATA PLOTTED ARE AVERAGES OF RATES AVAILABLE FOR THE WEEK ENDING: JULY 31, 1987.

1987	FEDERAL FUNDS RATE	3-MONTH TREASURY BILL	6-MONTH TREASURY BILL	1-YEAR TREASURY BILL	5-YEAR TREASURY SECURITIES	LONG-TERM TREASURY SECURITIES
JUNE 5	6.65	5.70	6.10	6.44	8.19	8.85
12	6.70	5.55	5.99	6.36	8.10	8.77
19	6.75	5.65	5.95	6.29	7.87	8.55
26	6.79	5.77	5.93	6.32	7.91	8.58
JULY 3	6.61	5.68	6.00	6.25	7.96	8.66
10	6.64	5.61	5.68	6.20	7.91	8.62
17	6.52	5.58	5.54	6.11	7.93	8.69
24	6.57	5.66	N.A.	6.26	8.05	8.84
31 *	6.63	5.85	N.A.	6.40	8.16	8.95
AUG. 7						
14						
21						
28						

NOTE: CURRENT DATA APPEAR IN THE BOARD OF GOVERNORS' H.15 RELEASE EXCLUDING LONG-TERM TREASURY SECURITIES WHICH ARE COMPUTED BY THIS BANK. TREASURY BILL YIELDS ARE ON A DISCOUNT BASIS.
 * AVERAGES OF RATES AVAILABLE
 ** SEVEN-DAY AVERAGES FOR WEEK ENDING TWO DAYS EARLIER THAN DATE SHOWN
 *** AUCTION AVERAGE (DISCOUNT)

PREPARED BY FEDERAL RESERVE BANK OF ST. LOUIS

COMMERCIAL BANK
 SMALL TIME DEPOSITS ^{1/}
 LARGE TIME DEPOSITS ^{2/}
 AVERAGES OF DAILY FIGURES
 SEASONALLY ADJUSTED



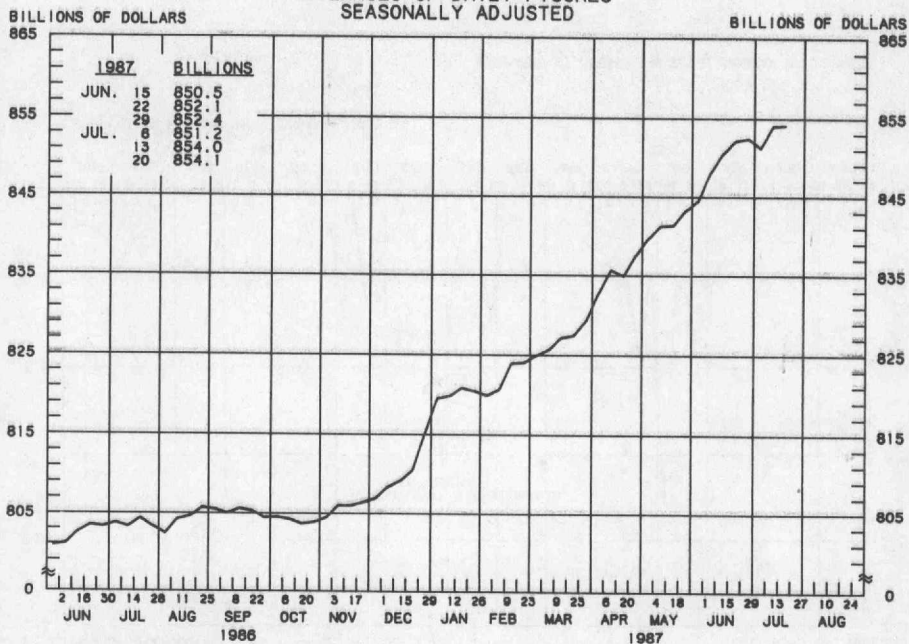
LATEST DATA PLOTTED WEEK ENDING: JULY 20, 1987

1/ TIME DEPOSITS ISSUED IN DENOMINATIONS OF LESS THAN \$100,000

2/ TIME DEPOSITS ISSUED IN DENOMINATIONS OF \$100,000 OR MORE

PREPARED BY FEDERAL RESERVE BANK OF ST. LOUIS

**COMMERCIAL BANK
TOTAL TIME DEPOSITS**
AVERAGES OF DAILY FIGURES
SEASONALLY ADJUSTED



LATEST DATA PLOTTED WEEK ENDING: JULY 20, 1987

TOTAL TIME IS THE SUM OF SAVINGS DEPOSITS, SMALL TIME DEPOSITS AND LARGE TIME DEPOSITS.

TOTAL TIME DEPOSITS

COMPOUNDED ANNUAL RATES OF CHANGE, AVERAGE OF FOUR WEEKS ENDING:

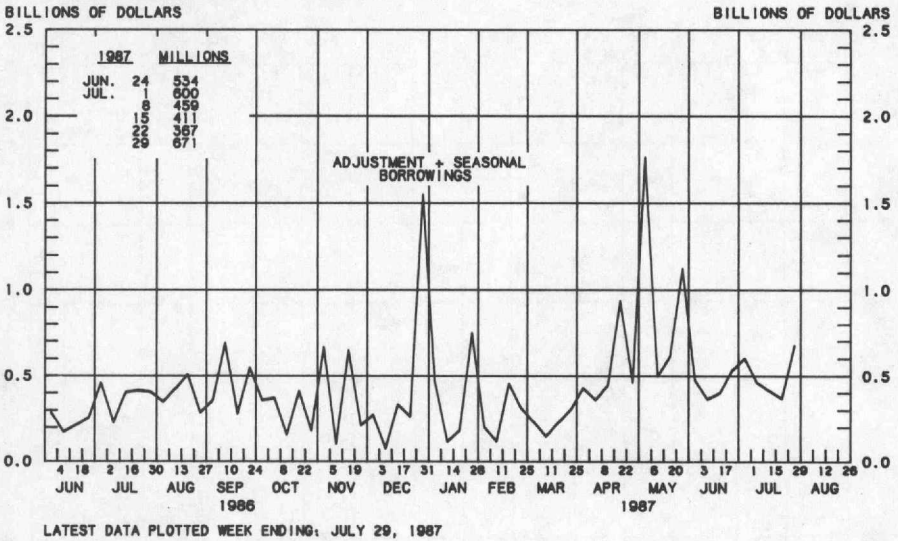
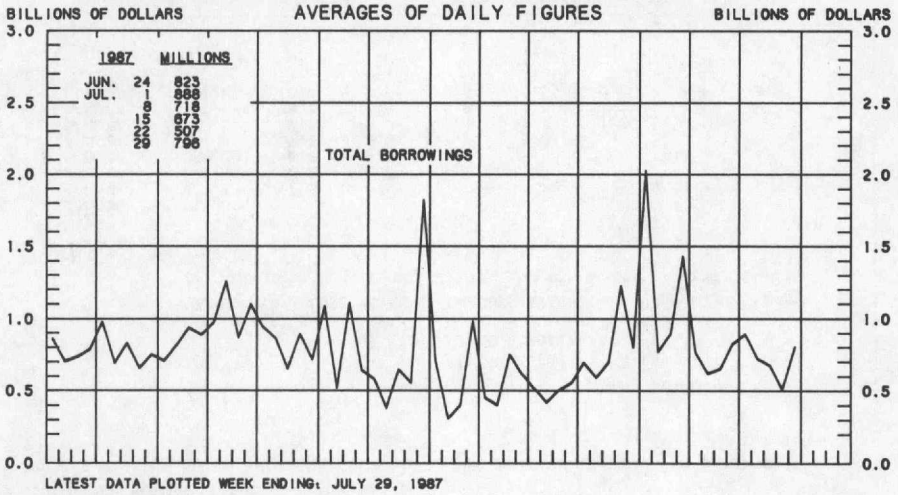
7/21/86 10/20/86 12/22/86 1/19/87 2/23/87 3/23/87 4/20/87 5/18/87

TO THE AVERAGE
OF FOUR WEEKS
ENDING:

12/22/86	1.5							
1/19/87	3.8	7.5						
2/23/87	3.9	6.6	10.0					
3/23/87	4.2	6.6	9.0	5.4				
4/20/87	4.9	7.3	9.5	7.2	9.0			
5/18/87	5.5	7.8	9.8	8.1	9.7	11.2		
6/22/87	6.1	8.3	10.2	8.9	10.3	11.3	11.4	
7/20/87	6.1	8.2	9.7	8.5	9.5	10.2	9.9	9.3

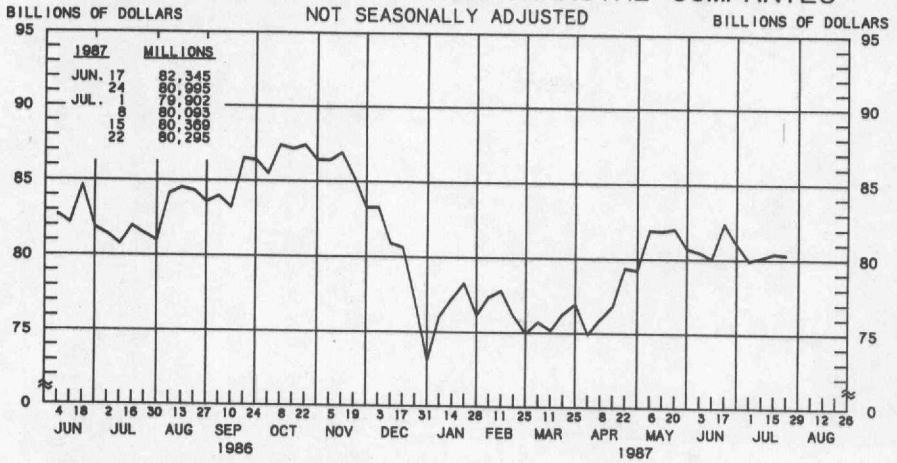
PREPARED BY FEDERAL RESERVE BANK OF ST. LOUIS

BORROWINGS FROM FEDERAL RESERVE BANKS

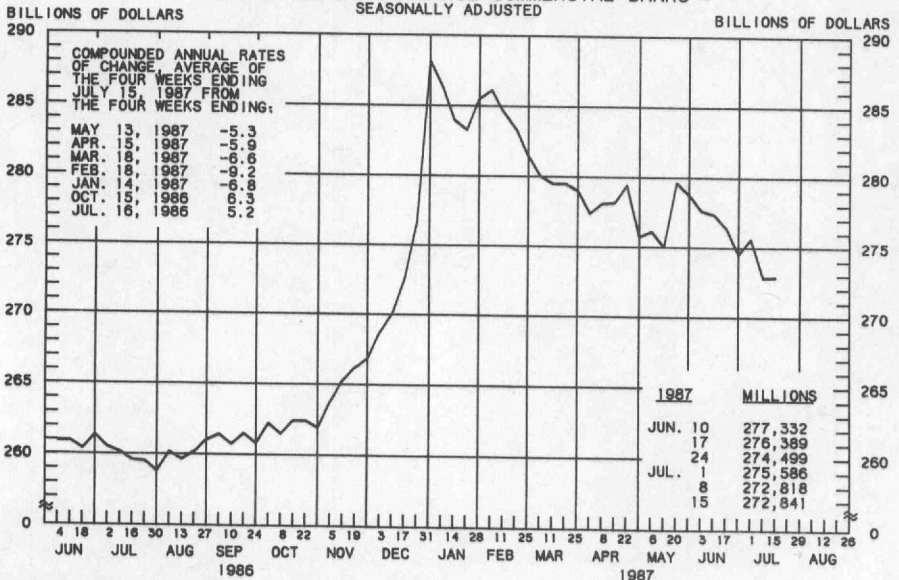


PREPARED BY FEDERAL RESERVE BANK OF ST. LOUIS

COMMERCIAL PAPER OF NONFINANCIAL COMPANIES



BUSINESS LOANS^{1/} (COMMERCIAL AND INDUSTRIAL) WEEKLY REPORTING LARGE COMMERCIAL BANKS^{2/} SEASONALLY ADJUSTED



LATEST DATA PLOTTED WEEK ENDING: JULY 15, 1987

1/ BUSINESS LOANS INCLUDE BANKERS' ACCEPTANCES AND COMMERCIAL PAPER.

2/ BANKS WITH DOMESTIC ASSETS GREATER THAN \$1.4 BILLION

PREPARED BY FEDERAL RESERVE BANK OF ST. LOUIS