

RESEARCH LIBRARY

Federal Reserve Bank

of St. Louis

AUG 0 4 1986

# U.S. Financial Data

AUG 0 4 1986

July 31, 1986

The growth of savings deposits has accelerated sharply over the past four months. From the four weeks ending March 31 through the four weeks ending July 21, passbook savings deposits at commercial banks have grown at an annual rate of 19 percent. In contrast, such balances grew at a rate of 4.8 percent over the preceding 11 months, after having declined at an annual rate of 12.6 percent from November 1982 through April 1985.

The reversal of the decline in savings deposits and the recent acceleration in their growth can be traced to declines in interest rates on money market instruments, and in the rates offered by depository institutions on accounts that compete with passbook accounts, such as small time deposits and money market deposit accounts (MMDAs). For example, MMDAs were introduced in December 1982 and offered yields that exceeded the ceiling rate on passbook accounts by more than 280 basis points over much of the period of decline in passbook balances. This opportunity cost reached a peak of 384 basis points in September 1984, but fell to 211 basis points by April 1985, when the period of modest growth in savings deposits began. The recent acceleration in the growth of savings deposits has coincided with an opportunity cost relative to MMDAs of less than 70 basis points. At the end of June of this year, the reported yield on MMDAs was 5.96 percent, while passbook accounts yielded 5.43 percent, for a spread of only 53 basis points.

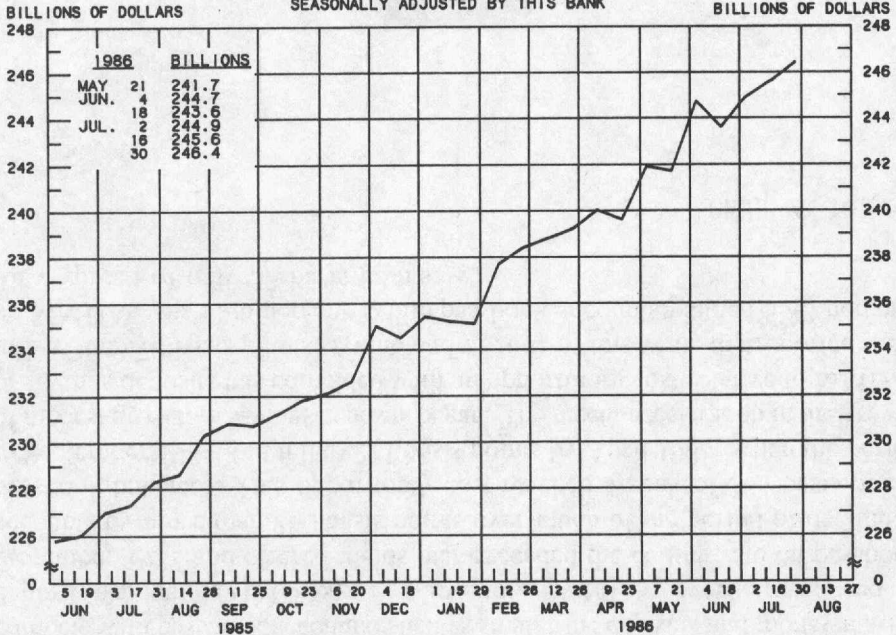
—Philip A. Nuetzel



Views expressed do not necessarily reflect official positions of the Federal Reserve System.

# ADJUSTED MONETARY BASE

AVERAGES OF DAILY FIGURES  
SEASONALLY ADJUSTED BY THIS BANK



LATEST PLOTTED RESERVE MAINTENANCE PERIOD ENDING: JULY 30, 1986

THE ADJUSTED MONETARY BASE IS THE SUM OF RESERVE ACCOUNTS OF FINANCIAL INSTITUTIONS AT FEDERAL RESERVE BANKS, CURRENCY IN CIRCULATION (CURRENCY HELD BY THE PUBLIC AND IN THE VAULTS OF ALL DEPOSITORY INSTITUTIONS) AND AN ADJUSTMENT FOR RESERVE REQUIREMENT RATIO CHANGES. THE MAJOR SOURCE OF THE ADJUSTED MONETARY BASE IS FEDERAL RESERVE CREDIT. DATA ARE COMPUTED BY THIS BANK. A DETAILED DESCRIPTION OF THE ADJUSTED MONETARY BASE IS AVAILABLE FROM THIS BANK.

RECENT DATA ARE PRELIMINARY.

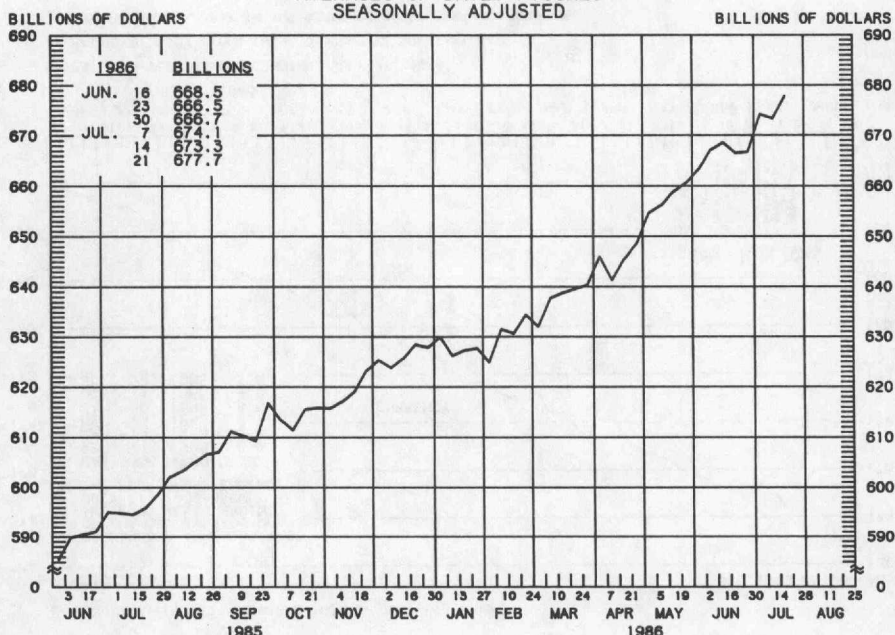
## ADJUSTED MONETARY BASE

COMPOUNDED ANNUAL RATES OF CHANGE,  
AVERAGE OF TWO MAINTENANCE PERIODS ENDING:

	7/31/85	10/23/85	1/1/86	1/29/86	2/26/86	3/26/86	4/23/86	6/4/86
TO THE AVERAGE OF TWO MAINTENANCE PERIODS ENDING:								
1/ 1/86	7.6							
1/29/86	6.6	6.1						
2/26/86	8.0	8.5	8.9					
3/26/86	7.6	7.8	7.6	11.0				
4/23/86	7.3	7.3	6.8	8.8	4.7			
6/ 4/86	8.0	8.3	8.4	10.1	8.2	9.5		
7/ 2/86	7.9	8.1	8.1	9.4	7.7	8.5	10.2	
7/30/86	8.0	8.2	8.3	9.4	8.0	8.7	9.9	7.7

PREPARED BY FEDERAL RESERVE BANK OF ST. LOUIS

# MONEY STOCK (M1) AVERAGES OF DAILY FIGURES SEASONALLY ADJUSTED



LATEST DATA PLOTTED WEEK ENDING: JULY 21, 1986

CURRENT DATA APPEAR IN THE BOARD OF GOVERNORS' H.6 RELEASE.

M1 IS THE SUM OF CURRENCY HELD BY THE NONBANK PUBLIC, DEMAND DEPOSITS, OTHER CHECKABLE DEPOSITS AND TRAVELERS CHECKS.

## MONEY STOCK (M1)



COMPOUNDED ANNUAL RATES OF CHANGE, AVERAGE OF FOUR WEEKS ENDING:

7/22/85 10/21/85 12/23/85 1/20/86 2/24/86 3/24/86 4/21/86 5/19/86

TO THE AVERAGE  
OF FOUR WEEKS  
ENDING:

12/23/85	12.6						
1/20/86	11.3	9.1					
2/24/86	10.2	7.7	4.3				
3/24/86	10.7	9.0	7.4	8.8			
4/21/86	11.0	9.7	8.9	10.2	14.2		
5/19/86	12.2	11.6	11.8	13.6	17.7	19.3	
6/23/86	13.0	12.8	13.4	15.1	18.5	19.7	22.5
7/21/86	13.1	12.9	13.5	14.9	17.6	18.3	19.8
							17.5

PREPARED BY FEDERAL RESERVE BANK OF ST. LOUIS

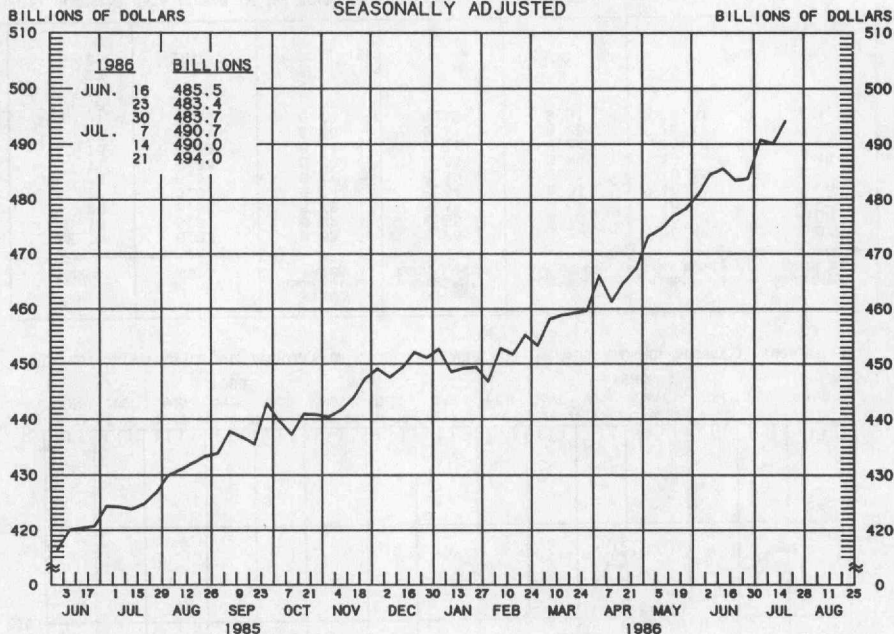


1/ RATIO OF MONEY STOCK (M1) TO ADJUSTED MONETARY BASE

2/ CURRENT DATA APPEAR IN THE BOARD OF GOVERNORS' H.6 RELEASE.

# TOTAL CHECKABLE DEPOSITS

AVERAGES OF DAILY FIGURES  
SEASONALLY ADJUSTED



LATEST DATA PLOTTED WEEK ENDING: JULY 21, 1986

TOTAL CHECKABLE DEPOSITS IS THE SUM OF DEMAND DEPOSITS AND OTHER CHECKABLE DEPOSITS AT ALL DEPOSITORY INSTITUTIONS.

## TOTAL CHECKABLE DEPOSITS

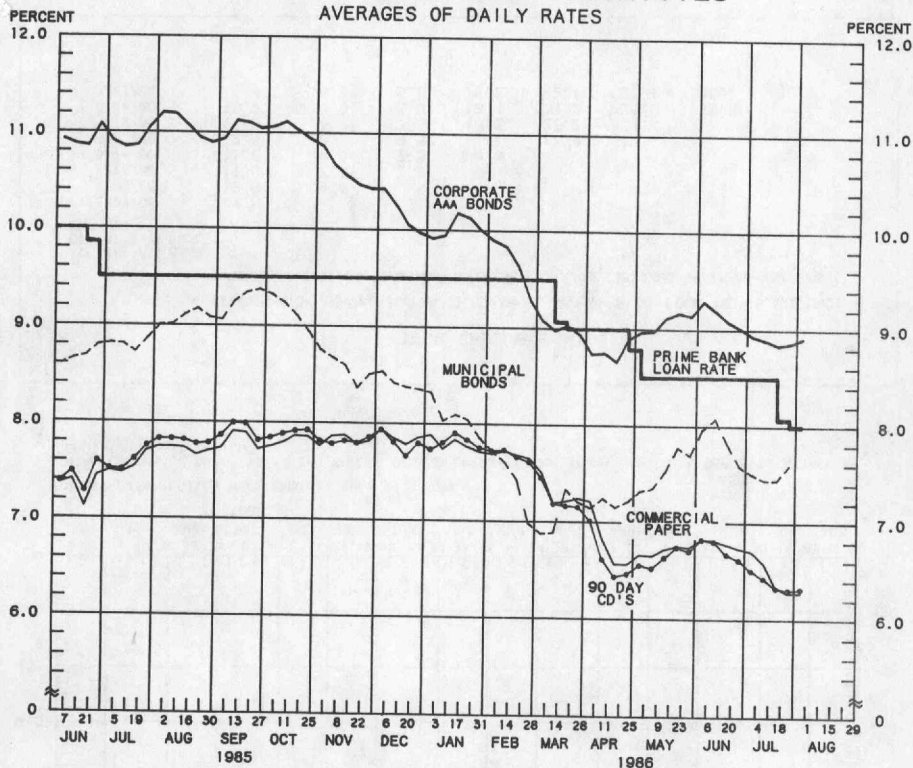
COMPOUNDED ANNUAL RATES OF CHANGE, AVERAGE OF FOUR WEEKS ENDING:

	7/22/85	10/21/85	12/23/85	1/20/86	2/24/86	3/24/86	4/21/86	5/19/86
TO THE AVERAGE OF FOUR WEEKS ENDING:								
12/23/85	14.6							
1/20/86	12.6	9.6						
2/24/86	11.0	7.7	2.9					
3/24/86	11.8	9.5	7.3	9.5				
4/21/86	12.3	10.6	9.5	11.7	17.4			
5/19/86	14.0	13.3	13.5	16.2	22.2	24.4		
6/23/86	15.2	15.0	15.8	18.4	23.3	25.0	28.8	
7/21/86	15.4	15.3	16.0	18.2	22.1	23.1	25.1	22.1

PREPARED BY FEDERAL RESERVE BANK OF ST. LOUIS

# YIELDS ON SELECTED SECURITIES

AVERAGES OF DAILY RATES



LATEST DATA PLOTTED ARE AVERAGES OF RATES AVAILABLE FOR THE WEEK ENDING: AUGUST 1, 1986.

1986	90 DAY CD'S	30-DAY COMMERCIAL PAPER	90-DAY BANKERS* ACCEPTANCES	CORPORATE AAA BONDS	CORPORATE BAA BONDS	MUNICIPAL BONDS **
JUNE 6	6.83	6.83	6.76	9.29	10.47	7.97
13	6.81	6.82	6.65	9.19	10.43	8.08
20	6.68	6.78	6.55	9.08	10.29	7.82
27	6.62	6.74	6.54	9.01	10.20	7.59
JULY 4	6.51	6.71	6.39	8.93	10.15	7.51
11	6.43	6.59	6.33	8.89	10.14	7.45
18	6.33	6.34	6.21	8.84	10.10	7.45
25	6.31	6.28	6.17	8.86	10.17	7.60
AUG. 1 *	6.32	6.28	6.19	8.91	10.31	N.A.
8						
15						
22						
29						

NOTE: CURRENT DATA APPEAR IN THE BOARD OF GOVERNORS' H.15 RELEASE.

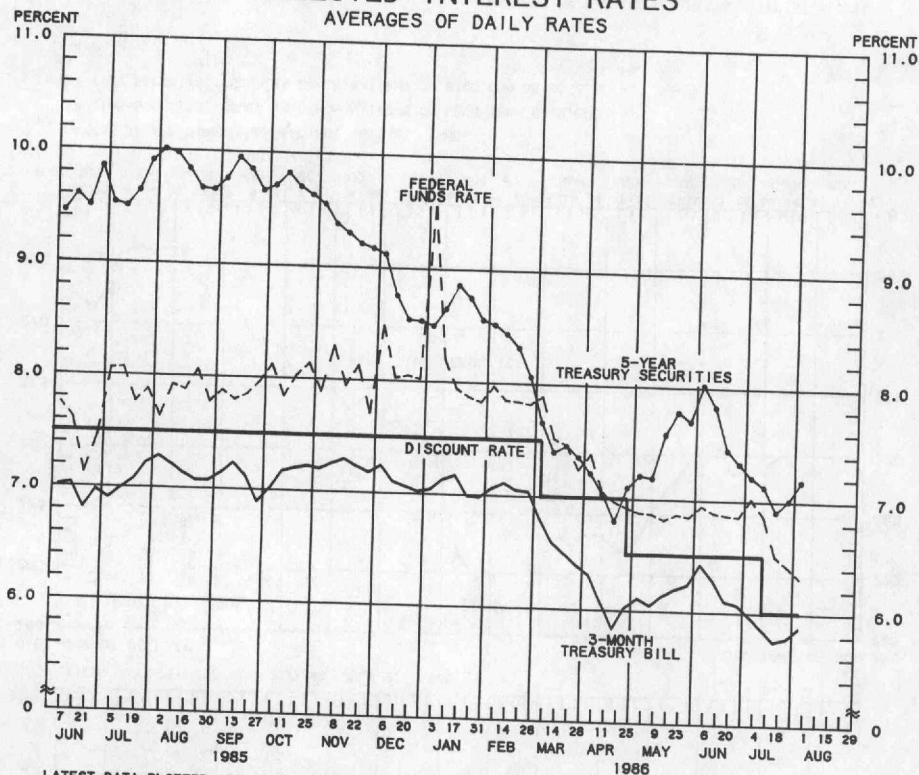
\* AVERAGES OF RATES AVAILABLE

\*\* BOND BUYER'S AVERAGE INDEX OF 20 MUNICIPAL BONDS, THURSDAY DATA

N.A. - NOT AVAILABLE

PREPARED BY FEDERAL RESERVE BANK OF ST. LOUIS

# SELECTED INTEREST RATES AVERAGES OF DAILY RATES



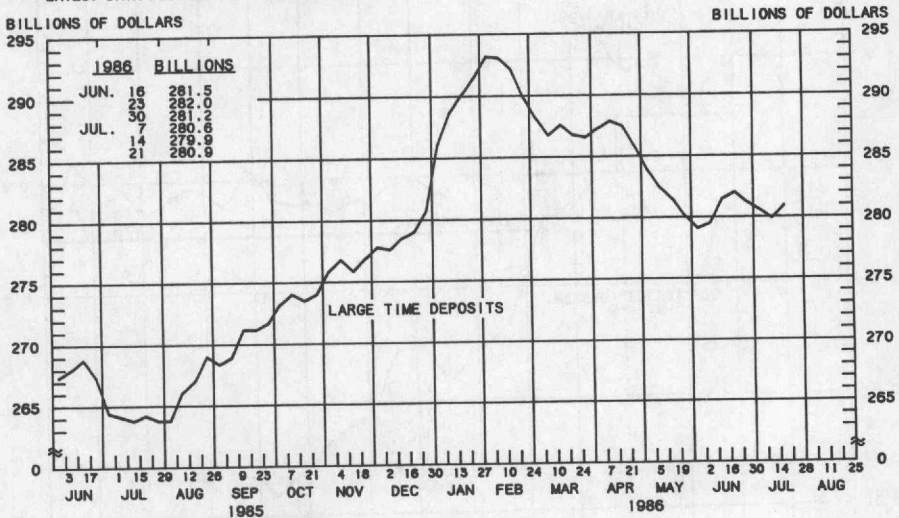
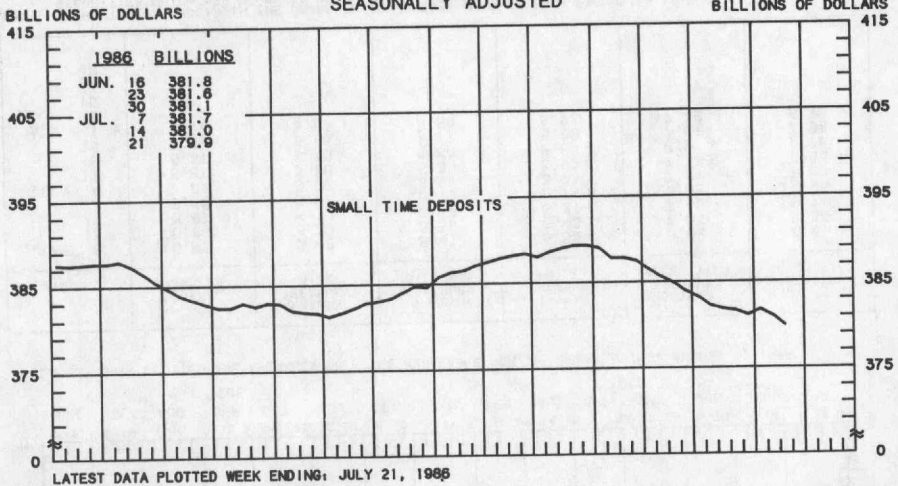
LATEST DATA PLOTTED ARE AVERAGES OF RATES AVAILABLE FOR THE WEEK ENDING: AUGUST 1, 1986.

1986	FEDERAL FUNDS %	3-MONTH TREASURY BILL	6-MONTH TREASURY BILL %	1-YEAR TREASURY BILL	5-YEAR TREASURY SECURITIES	LONG-TERM TREASURY SECURITIES
JUNE 6	6.95	6.42	6.41	6.55	8.02	8.61
13	6.89	6.29	6.39	6.43	7.83	8.50
20	6.87	6.10	6.18	6.21	7.45	8.14
27	6.86	6.07	6.13	6.14	7.33	7.95
JULY 4	7.02	5.97	5.96	5.98	7.21	7.83
11	6.87	5.86	5.85	5.92	7.13	7.63
18	6.51	5.75	5.80	5.83	6.91	7.76
25	6.42	5.78	5.77	5.89	7.01	7.94
AUG. 1 *	6.32	5.87	5.89	5.97	7.18	8.16
8						
15						
22						
29						

NOTE: CURRENT DATA APPEAR IN THE BOARD OF GOVERNORS' H.15 RELEASE EXCLUDING LONG-TERM TREASURY SECURITIES WHICH ARE COMPUTED BY THIS BANK. TREASURY BILL YIELDS ARE ON A DISCOUNT BASIS.  
\* AVERAGES OF RATES AVAILABLE  
% SEVEN-DAY AVERAGES FOR WEEK ENDING TWO DAYS EARLIER THAN DATE SHOWN  
% AUCION AVERAGE (DISCOUNT)

PREPARED BY FEDERAL RESERVE BANK OF ST. LOUIS

COMMERCIAL BANK  
SMALL TIME DEPOSITS <sup>1/</sup>  
LARGE TIME DEPOSITS <sup>2/</sup>  
AVERAGES OF DAILY FIGURES  
SEASONALLY ADJUSTED



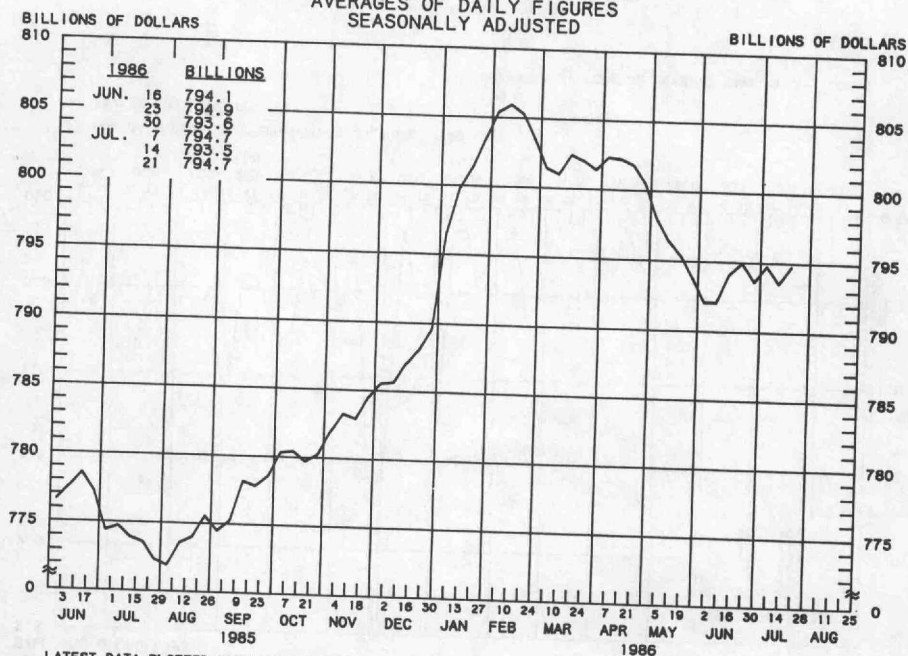
LATEST DATA PLOTTED WEEK ENDING: JULY 21, 1986

1/ TIME DEPOSITS ISSUED IN DENOMINATIONS OF LESS THAN \$100,000

2/ TIME DEPOSITS ISSUED IN DENOMINATIONS OF \$100,000 OR MORE

PREPARED BY FEDERAL RESERVE BANK OF ST. LOUIS

# COMMERCIAL BANK TOTAL TIME DEPOSITS AVERAGES OF DAILY FIGURES SEASONALLY ADJUSTED



LATEST DATA PLOTTED WEEK ENDING: JULY 21, 1986

TOTAL TIME IS THE SUM OF SAVINGS DEPOSITS, SMALL TIME DEPOSITS AND LARGE TIME DEPOSITS.

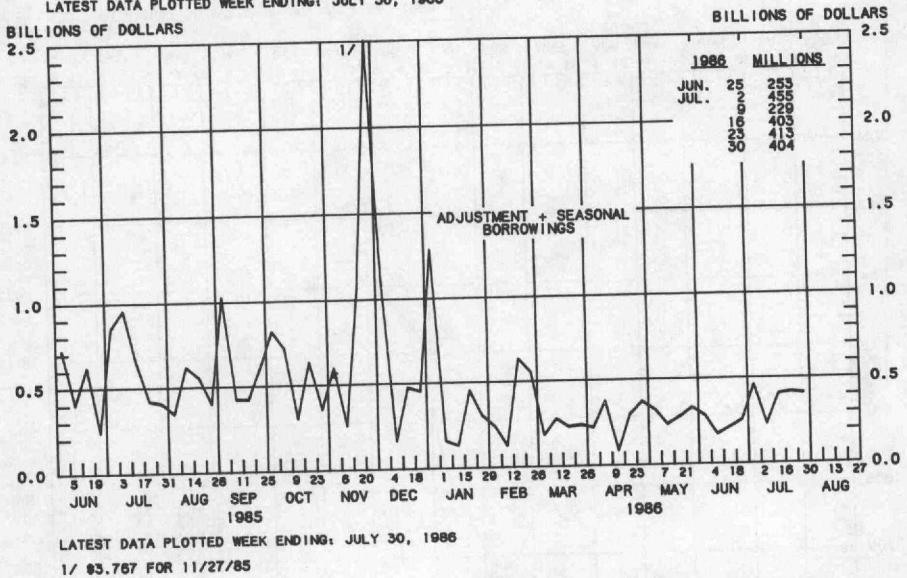
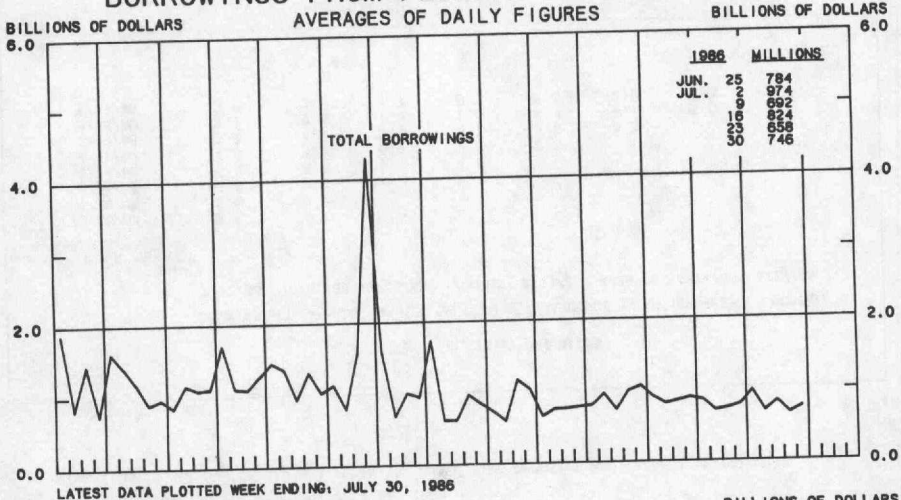
## TOTAL TIME DEPOSITS

COMPOUNDED ANNUAL RATES OF CHANGE, AVERAGE OF FOUR WEEKS ENDING:

TO THE AVERAGE OF FOUR WEEKS ENDING:	7/22/85	10/21/85	12/23/85	1/20/86	2/24/86	3/24/86	4/21/86	5/19/86
12/23/85	3.8							
1/20/86	5.9	9.1						
2/24/86	6.8	9.7	14.4					
3/24/86	5.3	6.8	8.0	3.6				
4/21/86	4.8	5.8	6.1	2.6	-2.5			
5/19/86	3.7	4.0	3.5	0.3	-3.9	-3.3		
6/23/86	2.7	2.6	1.7	-1.0	-4.4	-4.1	-6.0	
7/21/86	2.6	2.5	1.7	-0.7	-3.3	-2.9	-3.8	-2.5

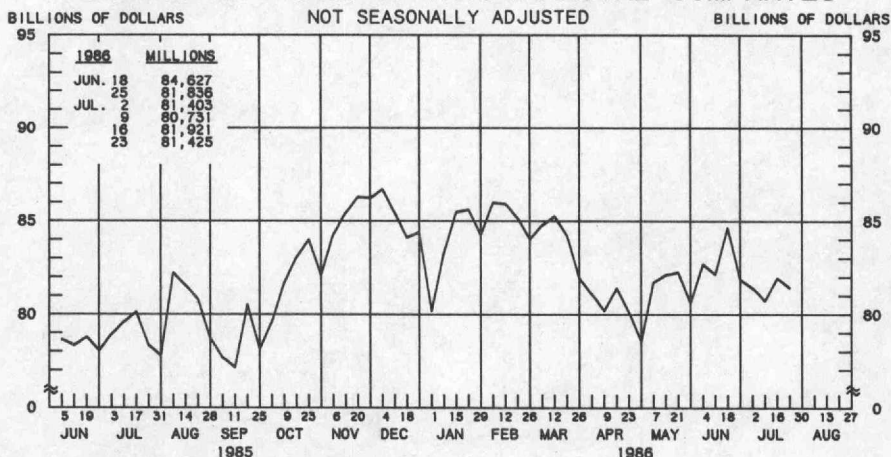
PREPARED BY FEDERAL RESERVE BANK OF ST. LOUIS

# BORROWINGS FROM FEDERAL RESERVE BANKS

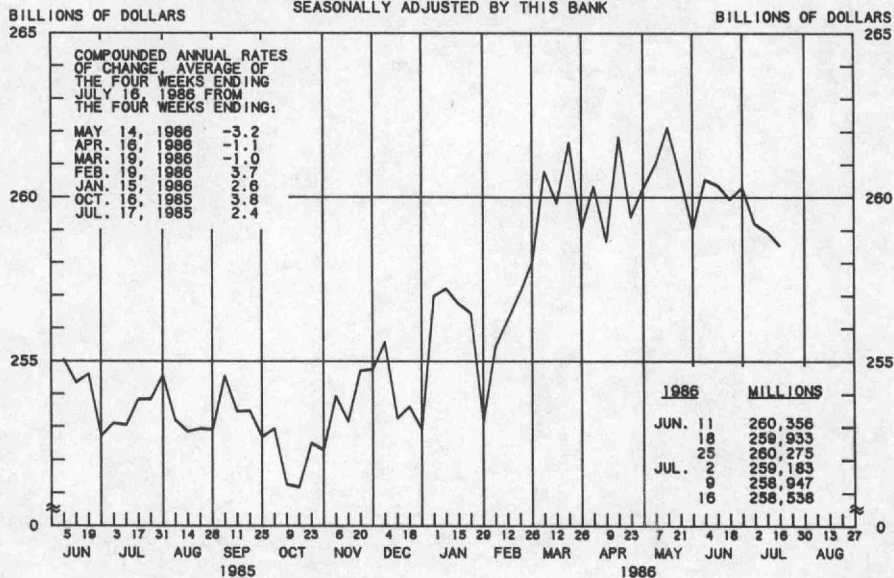


PREPARED BY FEDERAL RESERVE BANK OF ST. LOUIS

# COMMERCIAL PAPER OF NONFINANCIAL COMPANIES



## BUSINESS LOANS<sup>1/</sup> (COMMERCIAL AND INDUSTRIAL) WEEKLY REPORTING LARGE COMMERCIAL BANKS<sup>2/</sup> SEASONALLY ADJUSTED BY THIS BANK



LATEST DATA PLOTTED WEEK ENDING: JULY 16, 1986

1/ BUSINESS LOANS INCLUDE BANKERS' ACCEPTANCES AND COMMERCIAL PAPER.

2/ BANKS WITH DOMESTIC ASSETS GREATER THAN \$1.4 BILLION

PREPARED BY FEDERAL RESERVE BANK OF ST. LOUIS