



U.S. FINANCIAL DATA

Week ending: September 29, 1982

LIBRARY

OCT 5 1982 Advances in computer and communications technology have expanded the range of services that banks and other financial firms are able to offer the public. Automated teller machines and automatic funds transfers are two recent examples. Another is the money management account, which effectively allows an investor to write checks against his investment in a money market fund as well as against his stock portfolio. Many of these recent innovations in financial services were not anticipated by Congress when it enacted regulatory legislation, or by regulatory agencies when they established rules governing financial institutions. As a result, certain laws and regulations often must be amended before banks and bank holding companies can offer services based on these new technologies.

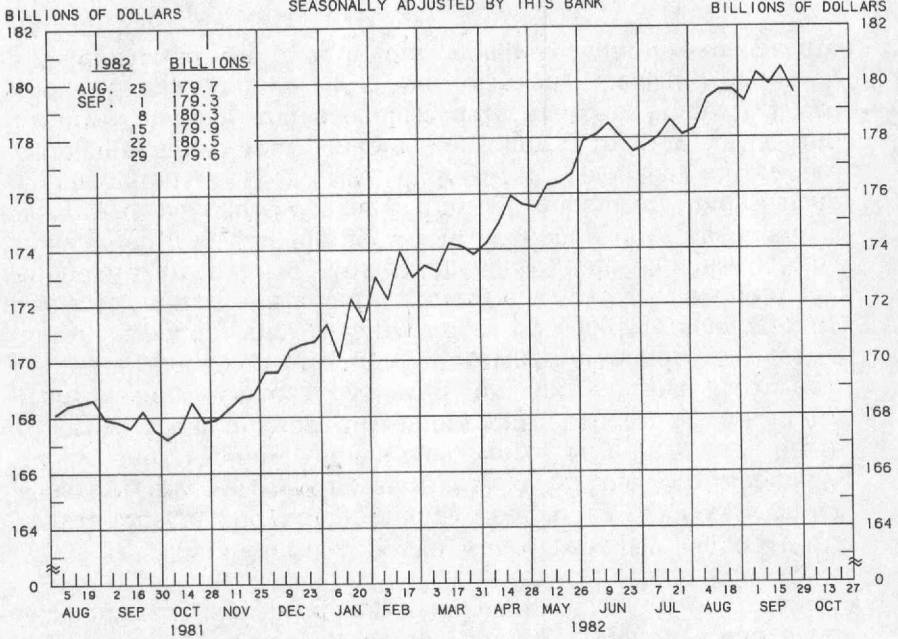
The Federal Reserve Board recently amended its regulations to allow bank holding companies to offer a wider range of data processing services. Effective September 25, 1982, bank holding companies were permitted to begin offering their outside customers data processing and data transmission services, as well as data bases, hardware, software, documentation and operating personnel. Access to these services may be provided by any technologically feasible means. All data must be banking, financial, or economic in nature. Under the new rules, bank holding companies may provide access to economic data bases and a variety of software packages through computer time-sharing arrangements. They also may offer desk-top automated teller machines that enable consumers to pay bills and receive financial and economic data at their homes. These and other services can be offered through non-bank subsidiaries of the bank holding company, which can operate nationwide.

--Donald M. Brown

Prepared by Federal Reserve Bank of St. Louis
Released: October 1, 1982

ADJUSTED MONETARY BASE

AVERAGES OF DAILY FIGURES
SEASONALLY ADJUSTED BY THIS BANK



LATEST DATA PLOTTED WEEK ENDING: SEPTEMBER 29, 1982

THE ADJUSTED MONETARY BASE CONSISTS OF: (1) RESERVE ACCOUNTS OF FINANCIAL INSTITUTIONS AT FEDERAL RESERVE BANKS, (2) CURRENCY IN CIRCULATION (CURRENCY HELD BY THE PUBLIC AND IN THE VAULTS OF ALL DEPOSITORY INSTITUTIONS), AND (3) AN ADJUSTMENT FOR RESERVE REQUIREMENT RATIO CHANGES. THE MAJOR SOURCE OF THE ADJUSTED MONETARY BASE IS FEDERAL RESERVE CREDIT. DATA ARE COMPUTED BY THIS BANK. A DETAILED DESCRIPTION OF THE ADJUSTED MONETARY BASE IS AVAILABLE FROM THIS BANK.

ADJUSTED MONETARY BASE

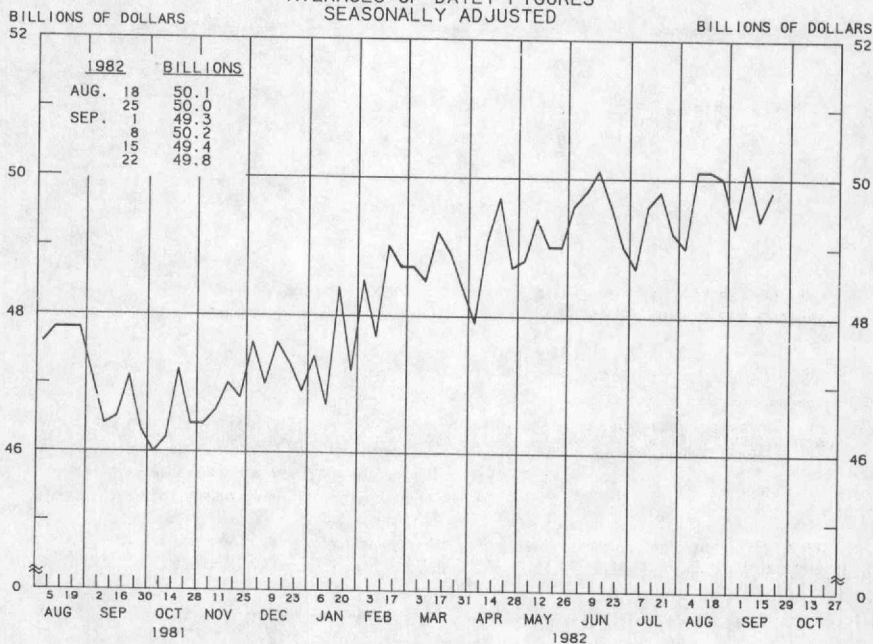
COMPOUNDED ANNUAL RATES OF CHANGE, AVERAGE OF FOUR WEEKS ENDING:

	9/30/81	12/30/81	3/3/82	3/31/82	4/28/82	5/26/82	6/30/82	7/28/82
TO THE AVERAGE OF FOUR WEEKS ENDING:								
3/ 3/82	7.6							
3/31/82	7.3	8.5						
4/28/82	7.8	9.1	8.2					
5/26/82	7.8	8.8	8.0	9.3				
6/30/82	8.2	9.2	8.9	10.0	9.6			
7/28/82	7.5	8.1	7.3	7.8	6.8	6.4		
9/ 1/82	7.6	8.1	7.5	7.9	7.3	7.1	5.0	
9/29/82	7.3	7.7	7.1	7.4	6.7	6.5	4.8	6.7

PREPARED BY FEDERAL RESERVE BANK OF ST. LOUIS

ADJUSTED RESERVES

AVERAGES OF DAILY FIGURES
SEASONALLY ADJUSTED



LATEST DATA PLOTTED WEEK ENDING: SEPTEMBER 22, 1982

ADJUSTED MONETARY BASE (RESERVE ACCOUNTS OF FINANCIAL INSTITUTIONS AT FEDERAL RESERVE BANKS PLUS CURRENCY IN CIRCULATION) LESS CURRENCY HELD BY THE NONBANK PUBLIC.

ADJUSTED RESERVES

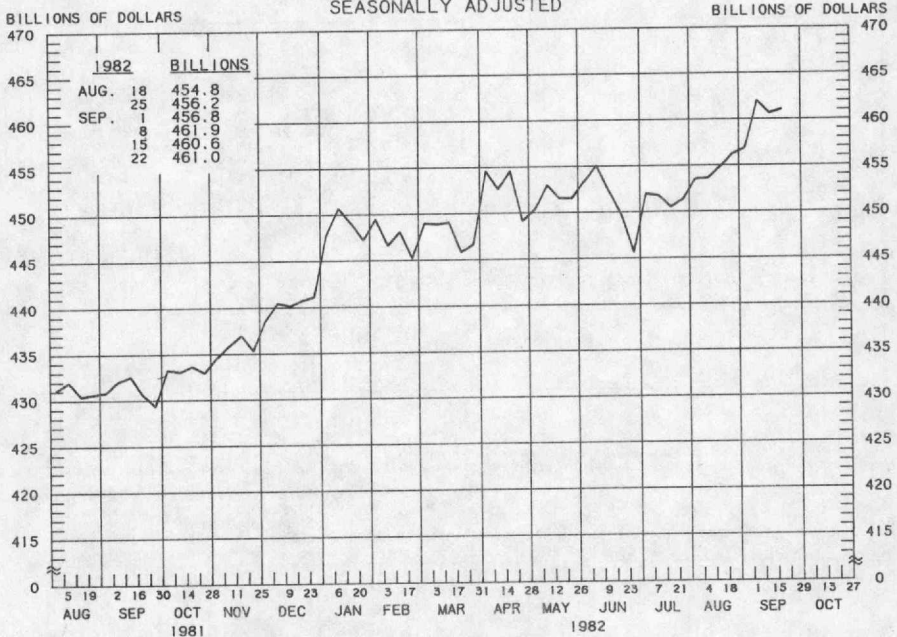
COMPOUNDED ANNUAL RATES OF CHANGE, AVERAGE OF FOUR WEEKS ENDING:

TO THE AVERAGE
OF FOUR WEEKS
ENDING:

	9/23/81	12/23/81	2/24/82	3/24/82	4/21/82	5/19/82	6/23/82	7/21/82
2/24/82	8.8							
3/24/82	8.7	12.3						
4/21/82	7.5	9.3	4.1					
5/19/82	7.3	8.6	4.5	2.7				
6/23/82	8.6	10.4	8.4	8.5	12.4			
7/21/82	6.5	7.0	4.1	3.2	4.2	3.6		
8/25/82	7.0	7.6	5.4	4.9	6.0	6.2	0.0	
9/22/82	6.2	6.5	4.3	3.7	4.4	4.2	-0.8	4.8

PREPARED BY FEDERAL RESERVE BANK OF ST. LOUIS

MONEY STOCK (M1) AVERAGES OF DAILY FIGURES SEASONALLY ADJUSTED



LATEST DATA PLOTTED WEEK ENDING: SEPTEMBER 22, 1982

CURRENT DATA APPEAR IN THE BOARD OF GOVERNORS' H.6 RELEASE.

M1 CONSISTS OF CURRENCY HELD BY THE NONBANK PUBLIC PLUS COMMERCIAL BANK DEMAND DEPOSITS HELD BY THE NONBANK PUBLIC (EXCLUDING THOSE HELD BY FOREIGN BANKS AND OFFICIAL INSTITUTIONS) AND OTHER CHECKABLE DEPOSITS OF ALL DEPOSITORY INSTITUTIONS PLUS TRAVELERS' CHECKS.

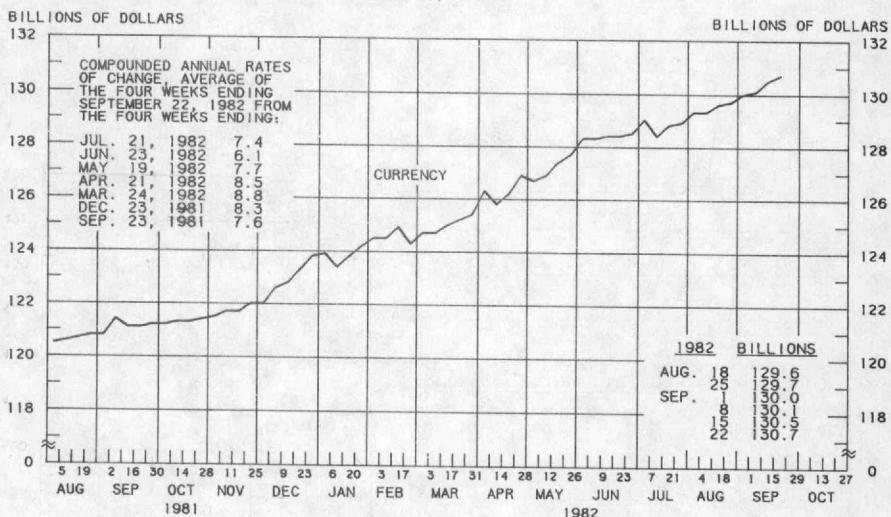
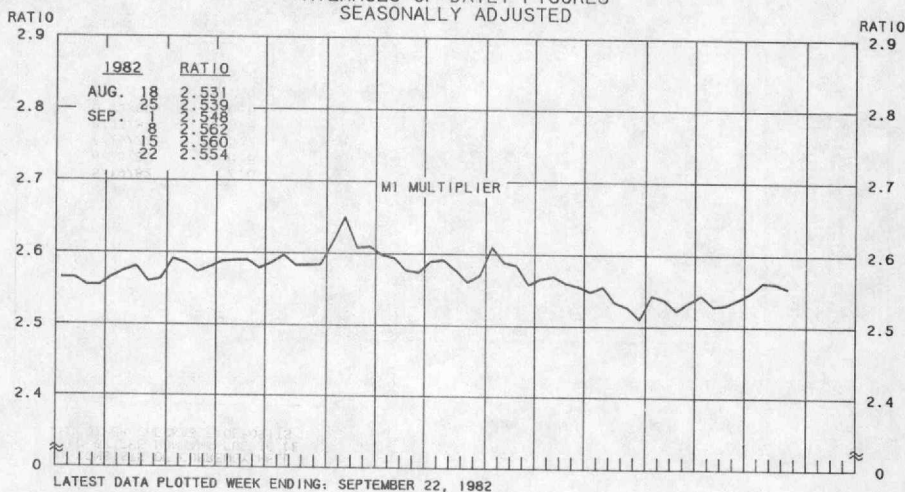
MONEY STOCK (M1)

COMPOUNDED ANNUAL RATES OF CHANGE, AVERAGE OF FOUR WEEKS ENDING:

	9/23/81	12/23/81	2/24/82	3/24/82	4/21/82	5/19/82	6/23/82	7/21/82
TO THE AVERAGE OF FOUR WEEKS ENDING:								
2/24/82	8.9							
3/24/82	7.8	7.6						
4/21/82	8.4	8.7	7.2					
5/19/82	7.0	6.3	3.6	4.3				
6/23/82	6.6	5.8	3.7	4.1	0.6			
7/21/82	5.2	3.9	1.4	1.2	-1.9	-1.4		
8/25/82	5.8	4.9	3.2	3.4	1.5	2.9	2.4	
9/22/82	6.6	6.1	5.0	5.4	4.2	5.9	6.8	13.8

PREPARED BY FEDERAL RESERVE BANK OF ST. LOUIS

MONEY MULTIPLIER 1/ CURRENCY COMPONENT OF MONEY STOCK 2/ AVERAGES OF DAILY FIGURES SEASONALLY ADJUSTED



LATEST DATA PLOTTED WEEK ENDING: SEPTEMBER 22, 1982

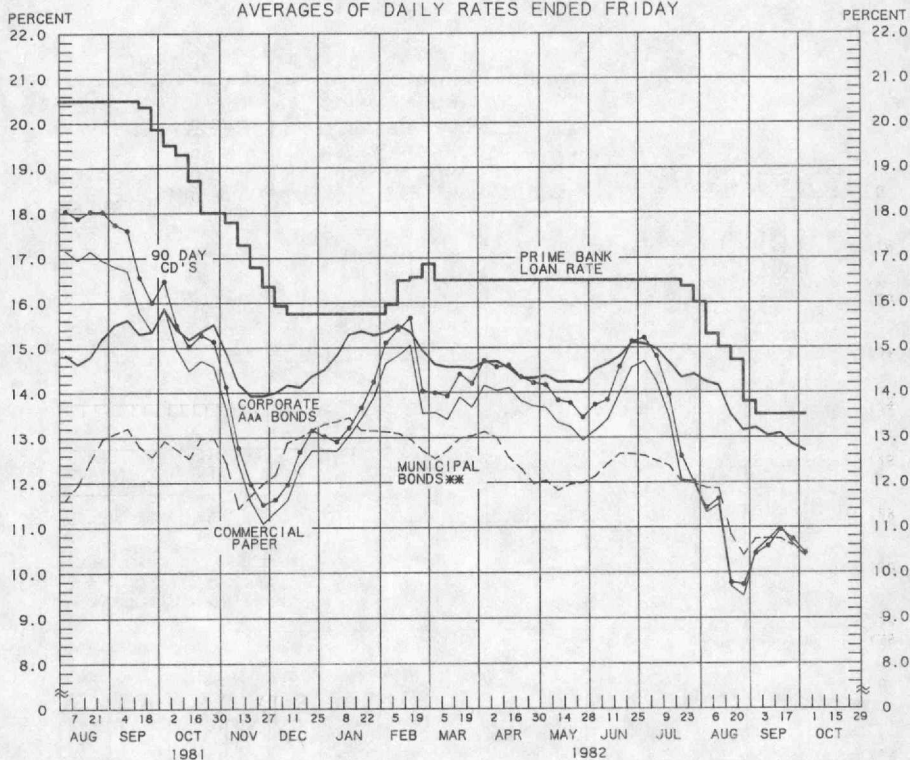
1/ RATIO OF MONEY STOCK (M1) TO ADJUSTED MONETARY BASE

2/ CURRENT DATA APPEAR IN THE BOARD OF GOVERNORS' H.6 RELEASE.

PREPARED BY FEDERAL RESERVE BANK OF ST. LOUIS

YIELDS ON SELECTED SECURITIES

AVERAGES OF DAILY RATES ENDED FRIDAY



LATEST DATA PLOTTED ARE AVERAGES OF RATES AVAILABLE FOR THE WEEK ENDING: OCTOBER 1, 1982

1982	90 DAY CD'S	PRIME COMMERCIAL PAPER %	PRIME BANKERS' ACCEPTANCES	CORPORATE AAA BONDS	CORPORATE BAA BONDS	MUNICIPAL BONDS %
AUG. 6	11.43	11.33	11.23	14.22	16.69	11.87
13	11.63	11.50	11.23	14.14	16.71	11.86
20	9.77	9.68	9.66	13.48	16.26	10.82
27	9.73	9.48	9.59	13.15	15.86	10.38
SEP. 3	10.42	10.48	10.18	13.20	15.73	10.74
10	10.58	10.72	10.38	13.03	15.63	10.75
17	10.94	11.00	10.73	13.08	15.72	10.74
24	10.73	10.62	10.52	12.83	15.65	10.58
OCT. 1 *	10.43	10.36	10.28	12.69	15.47	N.A.
8						
15						
22						
29						

* AVERAGES OF RATES AVAILABLE.

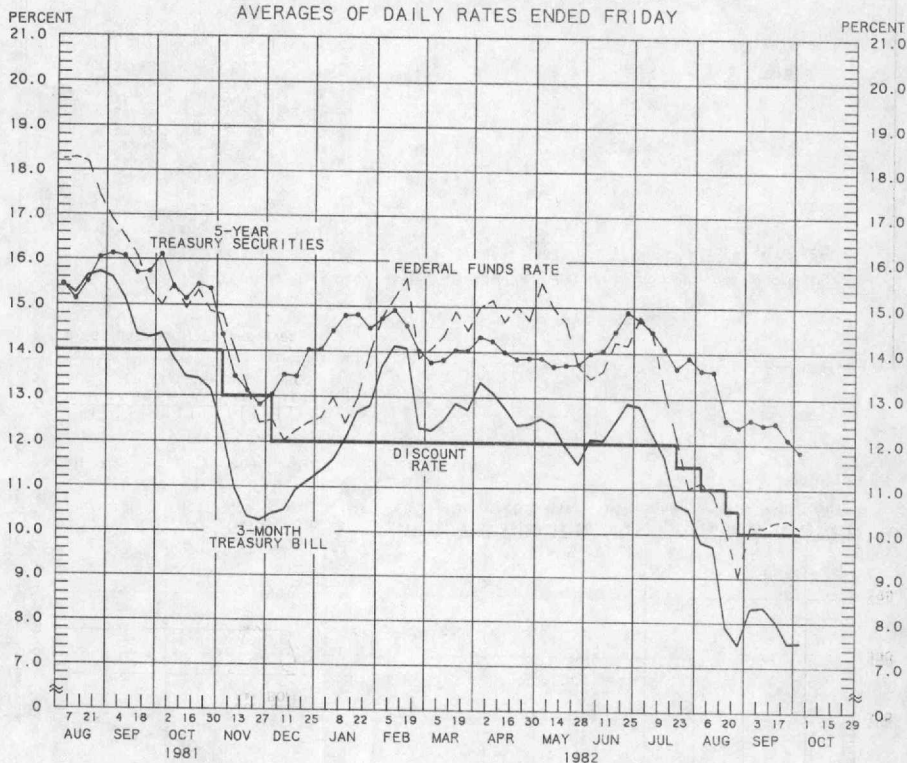
*** BOND BUYER'S AVERAGE INDEX OF 20 MUNICIPAL BONDS, THURSDAY DATA.

*** DATA ARE 4-MONTH COMMERCIAL PAPER RATES.

N.A. - NOT AVAILABLE

PREPARED BY FEDERAL RESERVE BANK OF ST. LOUIS

SELECTED INTEREST RATES AVERAGES OF DAILY RATES ENDED FRIDAY



LATEST DATA PLOTTED ARE AVERAGES OF RATES AVAILABLE FOR THE WEEK ENDING: OCTOBER 1, 1982

1982	FEDERAL FUNDS ***	3-MONTH TREASURY BILL	6-MONTH TREASURY BILL ***	1-YEAR TREASURY BILL	5-YEAR TREASURY SECURITIES	LONG-TERM TREASURY SECURITIES
AUG. 6	11.15	9.80	10.67	11.13	13.62	13.08
13	10.90	9.70	10.94	11.06	13.59	13.02
20	10.11	7.88	9.82	9.71	12.53	12.17
27	9.04	7.50	8.99	9.68	12.38	12.04
SEP. 3	10.15	8.31	9.75	10.12	12.54	12.16
10	10.14	8.34	9.61	10.09	12.43	12.03
17	10.27	8.03	9.70	10.12	12.47	12.02
24	10.31	7.53	9.44	9.77	12.11	11.68
OCT. 1 *	10.12	7.55	9.20	9.59	11.83	11.58
8						
15						
22						
29						

* AVERAGES OF RATES AVAILABLE.

*** SEVEN-DAY AVERAGES FOR WEEK ENDING WEDNESDAY TWO DAYS EARLIER THAN DATE SHOWN.

CURRENT DATA APPEAR IN THE BOARD OF GOVERNORS' H.15 RELEASE.

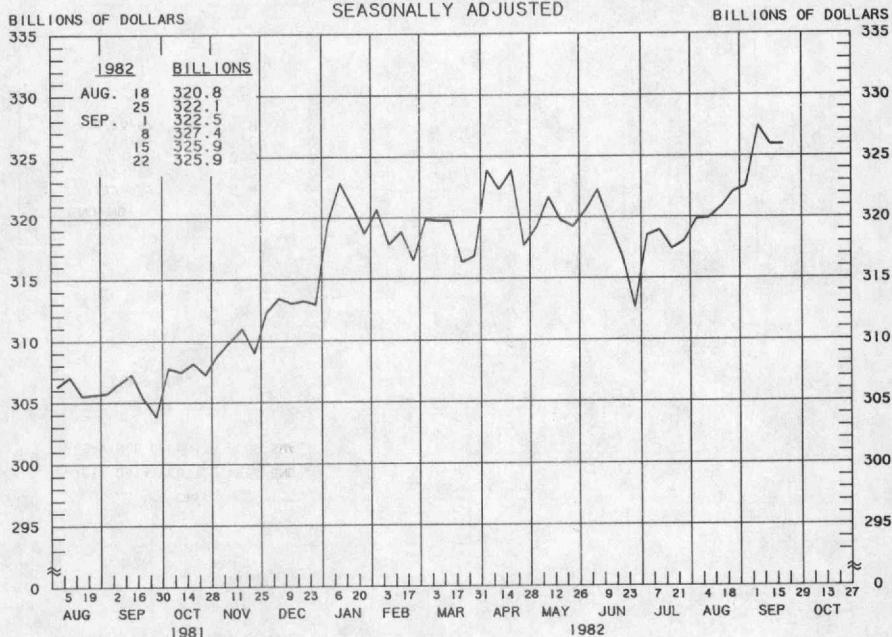
*** NEW ISSUE RATE

RATES ON LONG-TERM TREASURY SECURITIES ARE COMPUTED BY THE FEDERAL RESERVE BANK OF ST. LOUIS.

TREASURY BILL YIELDS ON DISCOUNT BASIS.

PREPARED BY FEDERAL RESERVE BANK OF ST. LOUIS

TOTAL CHECKABLE DEPOSITS ✓ AVERAGES OF DAILY FIGURES SEASONALLY ADJUSTED



1/ DEMAND DEPOSITS PLUS OTHER CHECKABLE DEPOSITS AT ALL DEPOSITORY INSTITUTIONS

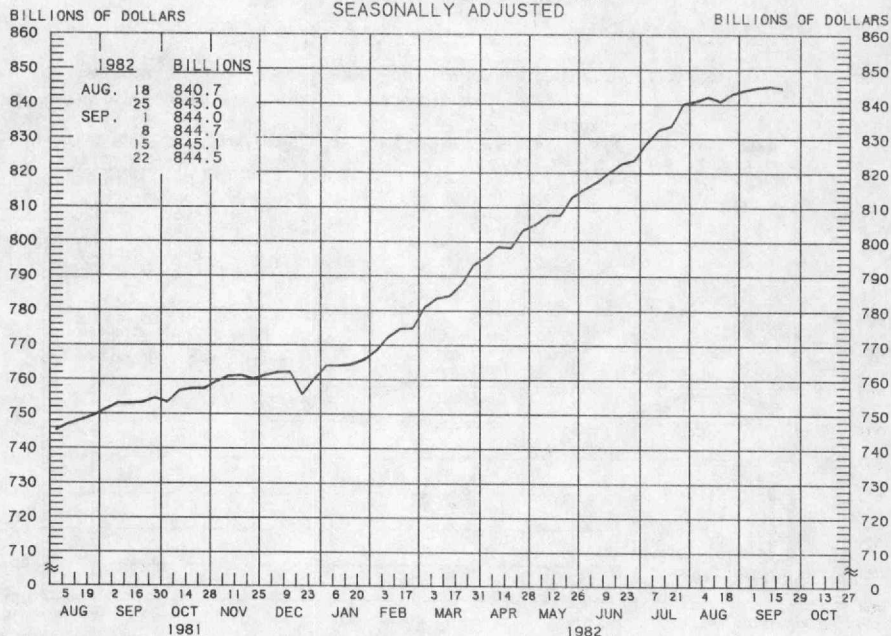
TOTAL CHECKABLE DEPOSITS

COMPOUNDED ANNUAL RATES OF CHANGE, AVERAGE OF FOUR WEEKS ENDING:

	9/23/81	12/23/81	2/24/82	3/24/82	4/21/82	5/19/82	6/23/82	7/21/82
TO THE AVERAGE OF FOUR WEEKS ENDING:								
2/24/82	9.7							
3/24/82	8.5	7.8						
4/21/82	8.9	8.7	6.9					
5/19/82	6.7	5.2	1.5	1.2				
6/23/82	5.9	4.3	1.3	1.0	-3.5			
7/21/82	4.2	2.2	-1.2	-1.9	-5.8	-4.6		
8/25/82	5.1	3.7	1.4	1.3	-0.9	1.4	1.8	
9/22/82	6.3	5.3	3.8	4.1	2.7	5.4	7.3	16.5

PREPARED BY FEDERAL RESERVE BANK OF ST. LOUIS

TOTAL TIME DEPOSITS ^{1/} ALL COMMERCIAL BANKS AVERAGES OF DAILY FIGURES SEASONALLY ADJUSTED



LATEST DATA PLOTTED WEEK ENDING: SEPTEMBER 22, 1982

1/ SAVINGS DEPOSITS PLUS SMALL TIME DEPOSITS PLUS LARGE TIME DEPOSITS

TOTAL TIME DEPOSITS

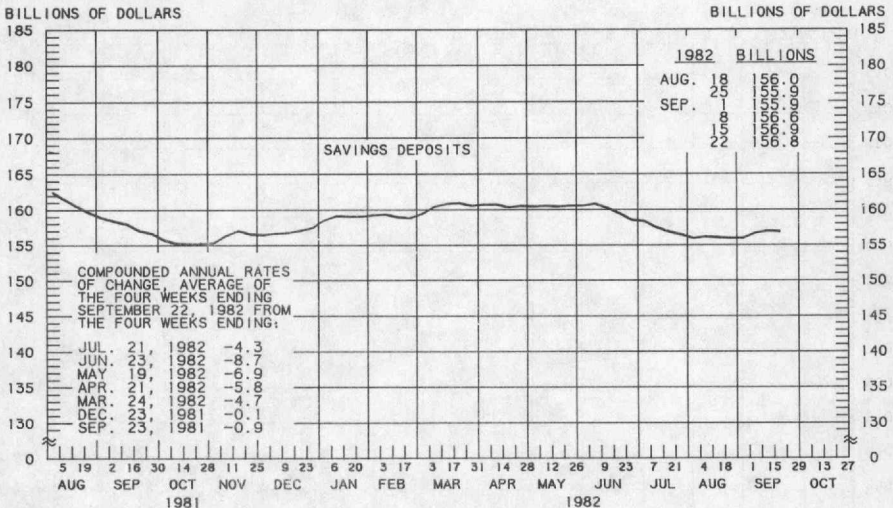
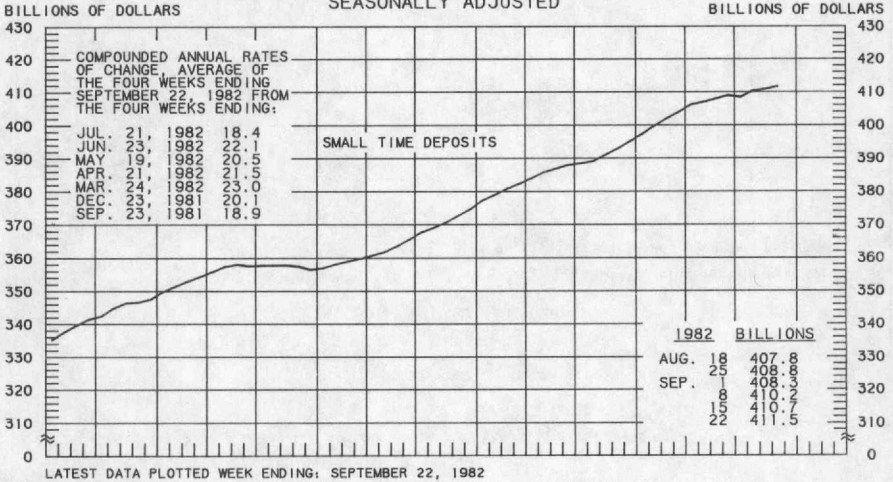
COMPOUNDED ANNUAL RATES OF CHANGE, AVERAGE OF FOUR WEEKS ENDING:

	9/23/81	12/23/81	2/24/82	3/24/82	4/21/82	5/19/82	6/23/82	7/21/82
TO THE AVERAGE OF FOUR WEEKS ENDING:								
2/24/82	6.4							
3/24/82	8.5	13.2						
4/21/82	10.3	15.2	21.8					
5/19/82	11.0	15.6	20.1	19.5				
6/23/82	11.9	16.0	19.5	18.9	17.5			
7/21/82	12.5	16.3	19.3	18.8	17.8	18.2		
8/25/82	12.9	16.3	18.7	18.2	17.3	17.5	17.2	
9/22/82	12.2	15.1	16.7	16.0	14.9	14.5	13.2	10.9

PREPARED BY FEDERAL RESERVE BANK OF ST. LOUIS

SMALL TIME DEPOSITS^{1/} COMMERCIAL BANK SAVINGS DEPOSITS

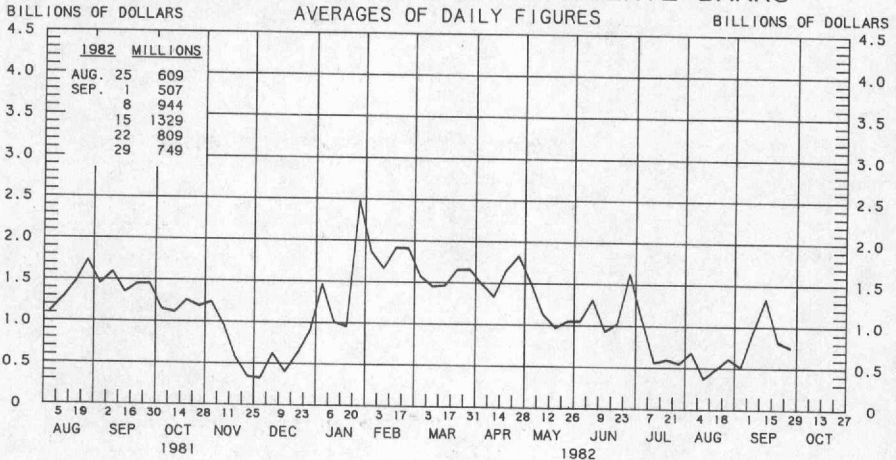
AVERAGES OF DAILY FIGURES
SEASONALLY ADJUSTED



1/ COMMERCIAL BANK TIME DEPOSITS ISSUED IN DENOMINATIONS OF LESS THAN \$100,000.

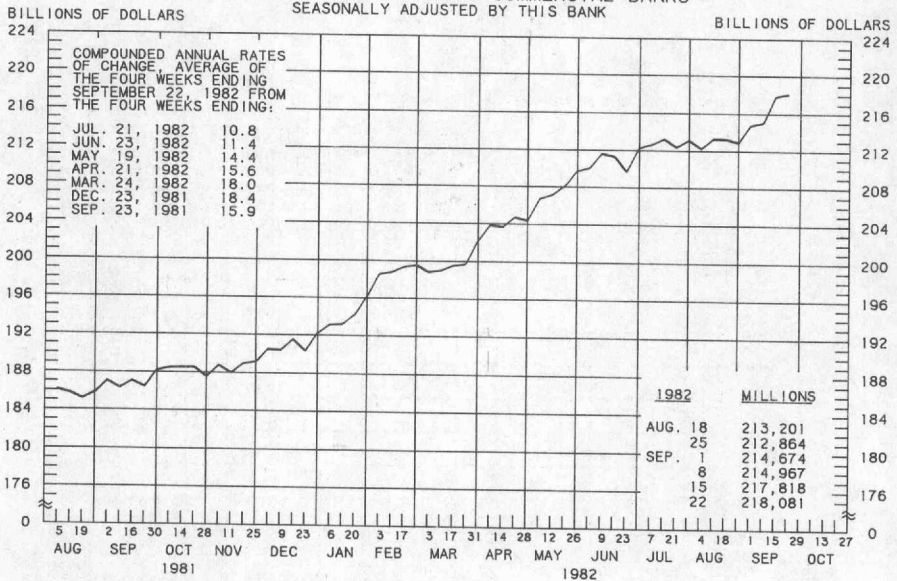
PREPARED BY FEDERAL RESERVE BANK OF ST. LOUIS

BORROWINGS FROM FEDERAL RESERVE BANKS



LATEST DATA PLOTTED WEEK ENDING: SEPTEMBER 29, 1982

BUSINESS LOANS^{1/} (COMMERCIAL AND INDUSTRIAL) WEEKLY REPORTING LARGE COMMERCIAL BANKS 2/ SEASONALLY ADJUSTED BY THIS BANK



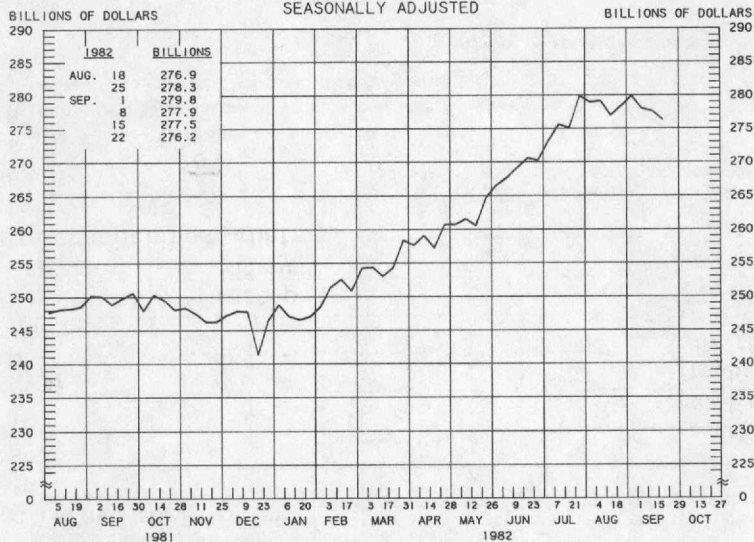
LATEST DATA PLOTTED WEEK ENDING: SEPTEMBER 22, 1982

1/ BUSINESS LOANS INCLUDE BANKERS' ACCEPTANCES AND COMMERCIAL PAPER.

2/ BANKS WITH DOMESTIC ASSETS OF \$750 MILLION OR MORE

PREPARED BY FEDERAL RESERVE BANK OF ST. LOUIS

LARGE TIME DEPOSITS
ALL COMMERCIAL BANKS
AVERAGES OF DAILY FIGURES
SEASONALLY ADJUSTED



LATEST DATA PLOTTED WEEK ENDING: SEPTEMBER 22, 1982

CURRENT DATA APPEAR IN THE BOARD OF GOVERNORS' H.6 RELEASE.

TIME DEPOSITS ISSUED IN DENOMINATIONS OF \$100,000 OR MORE.

PREPARED BY FEDERAL RESERVE BANK OF ST. LOUIS