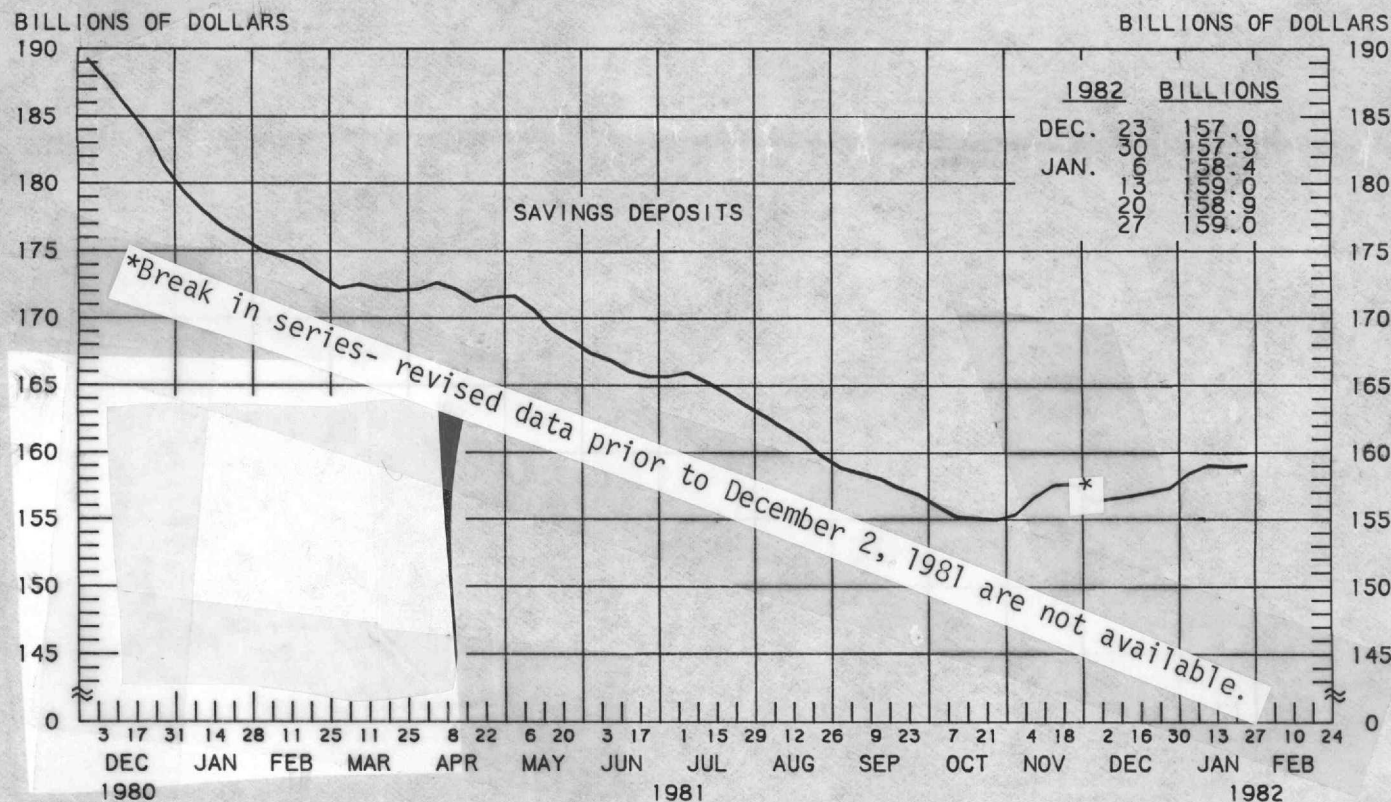
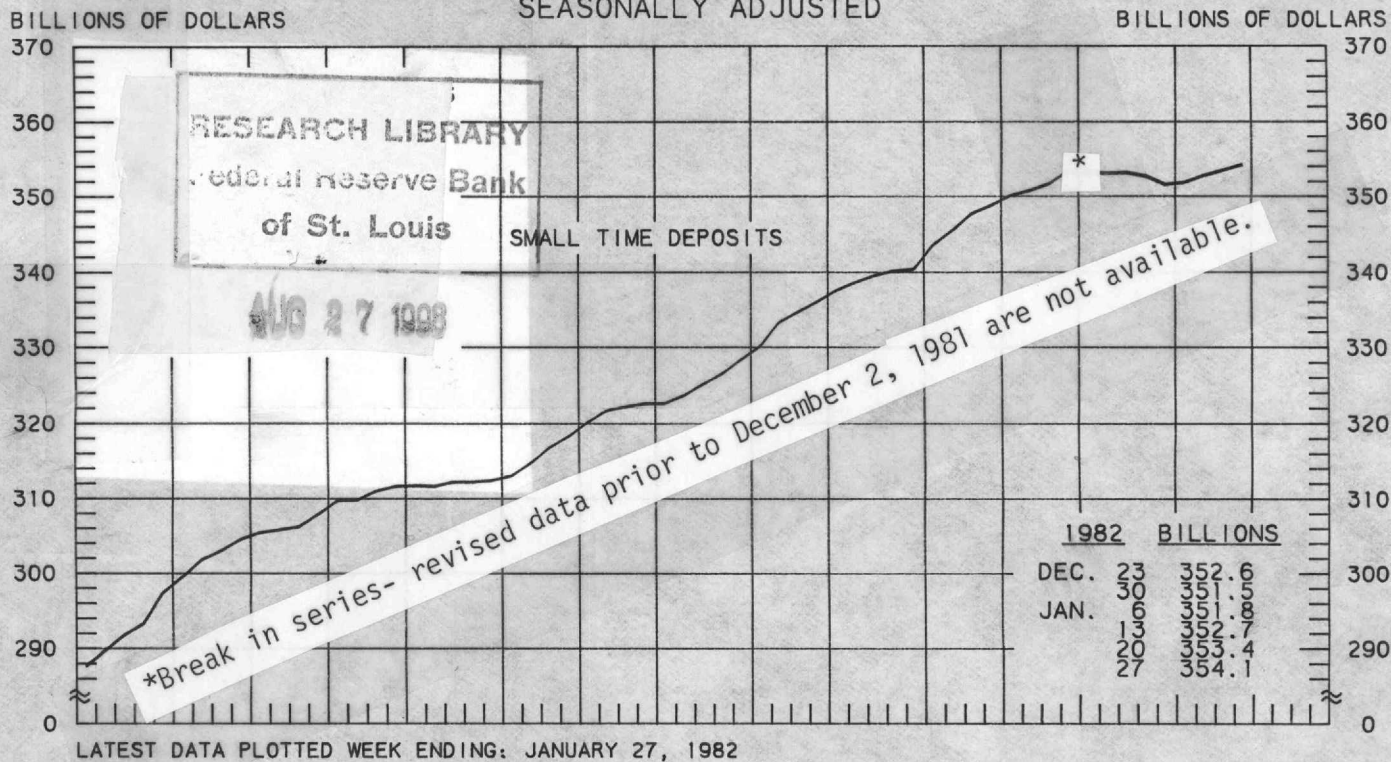


Did not publish week of 2/5/82

new

SMALL TIME DEPOSITS COMMERCIAL BANK SAVINGS DEPOSITS AVERAGES OF DAILY FIGURES SEASONALLY ADJUSTED



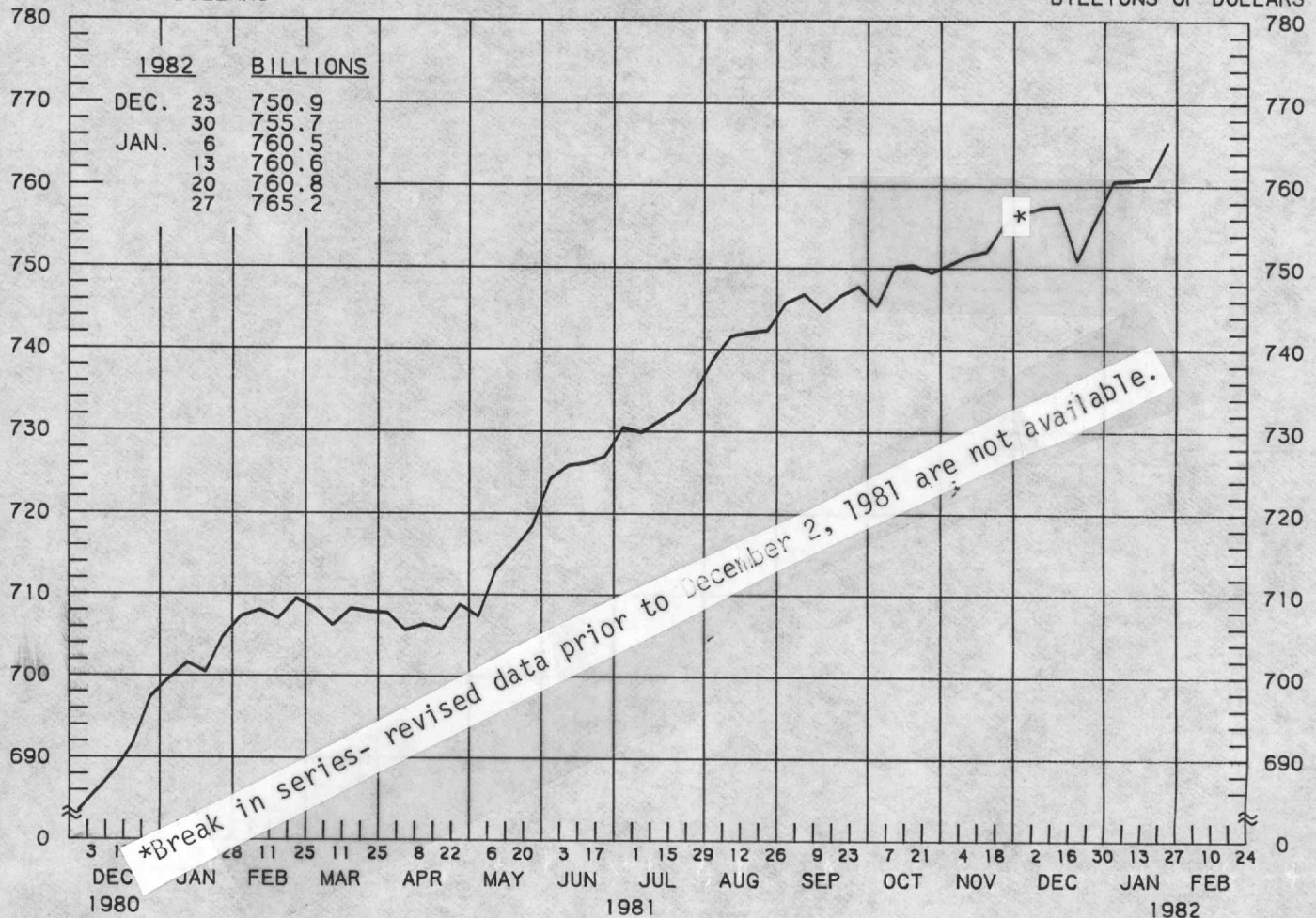
1/ COMMERCIAL BANK TIME DEPOSITS ISSUED IN DENOMINATIONS OF LESS THAN \$100,000.

TOTAL TIME DEPOSITS ^{NEW}

ALL COMMERCIAL BANKS
AVERAGES OF DAILY FIGURES
SEASONALLY ADJUSTED

BILLIONS OF DOLLARS

BILLIONS OF DOLLARS



LATEST DATA PLOTTED WEEK ENDING: JANUARY 27, 1982

1/ SAVINGS DEPOSITS PLUS SMALL TIME DEPOSITS PLUS LARGE TIME DEPOSITS

TOTAL TIME DEPOSITS

COMPOUNDED ANNUAL RATES OF CHANGE, AVERAGE OF FOUR WEEKS ENDING:

1/28/81 4/29/81 6/24/81 7/29/81 8/26/81 9/30/81 10/28/81 11/25/81

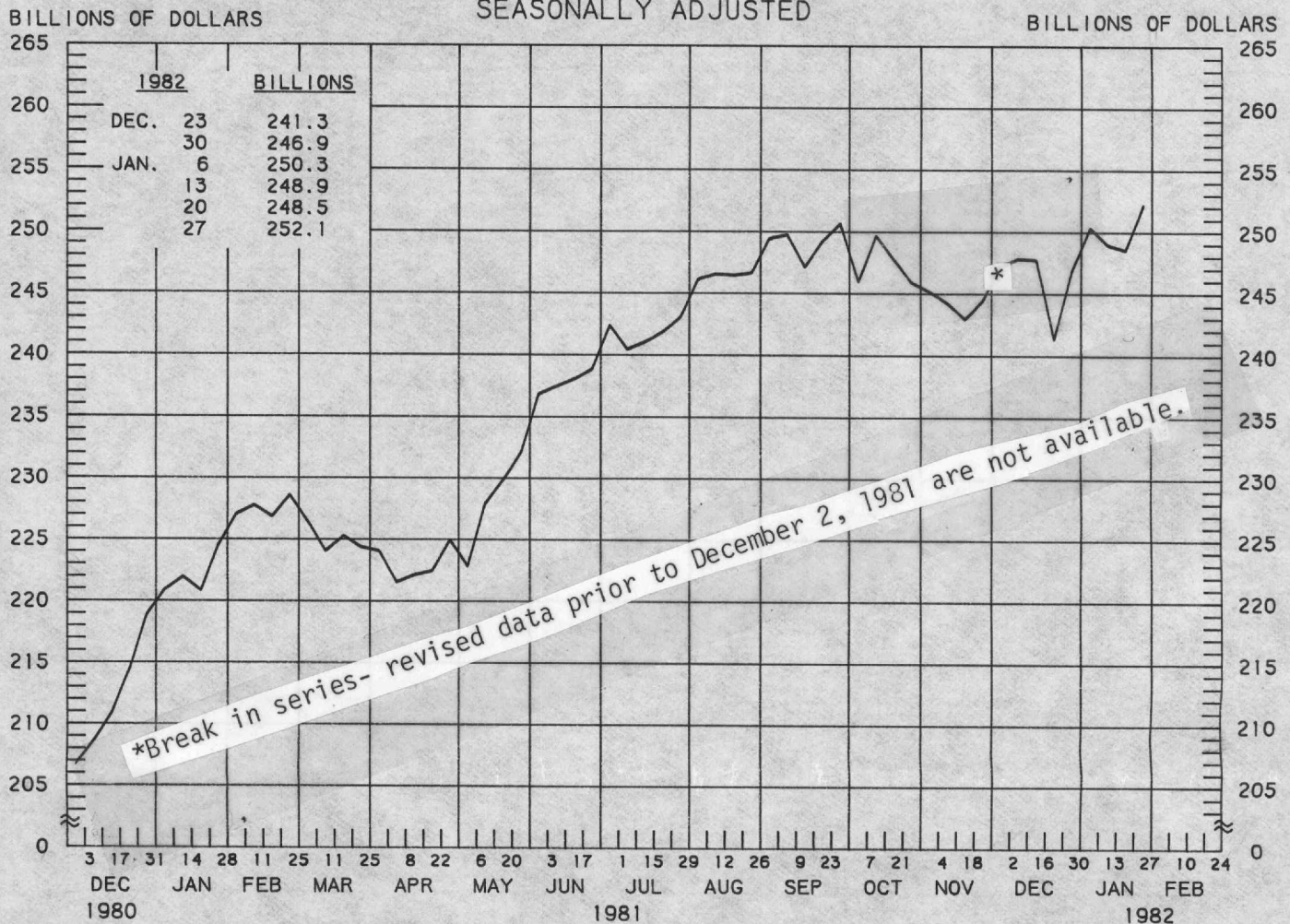
TO THE AVERAGE
OF FOUR WEEKS
ENDING:

6/24/81	8.8						
7/29/81	8.9	15.2					
8/26/81	10.0	15.7	12.9				
9/30/81	9.6	13.8	11.0	11.8			
10/28/81	9.1	12.3	9.4	9.4	6.1		
11/25/81	8.8	11.5	8.8	8.7	6.1	5.3	
12/30/81	8.3	10.4	8.0	7.7	5.6	4.9	5.2
1/27/82	8.6	10.5	8.5	8.3	6.7	6.4	7.1
							7.5

PREPARED BY FEDERAL RESERVE BANK OF ST. LOUIS

NEW

LARGE TIME DEPOSITS ALL COMMERCIAL BANKS AVERAGES OF DAILY FIGURES SEASONALLY ADJUSTED



LATEST DATA PLOTTED WEEK ENDING: JANUARY 27, 1982

CURRENT DATA APPEAR IN THE BOARD OF GOVERNORS' H.6 RELEASE.

TIME DEPOSITS ISSUED IN DENOMINATIONS OF \$100,000 OR MORE.

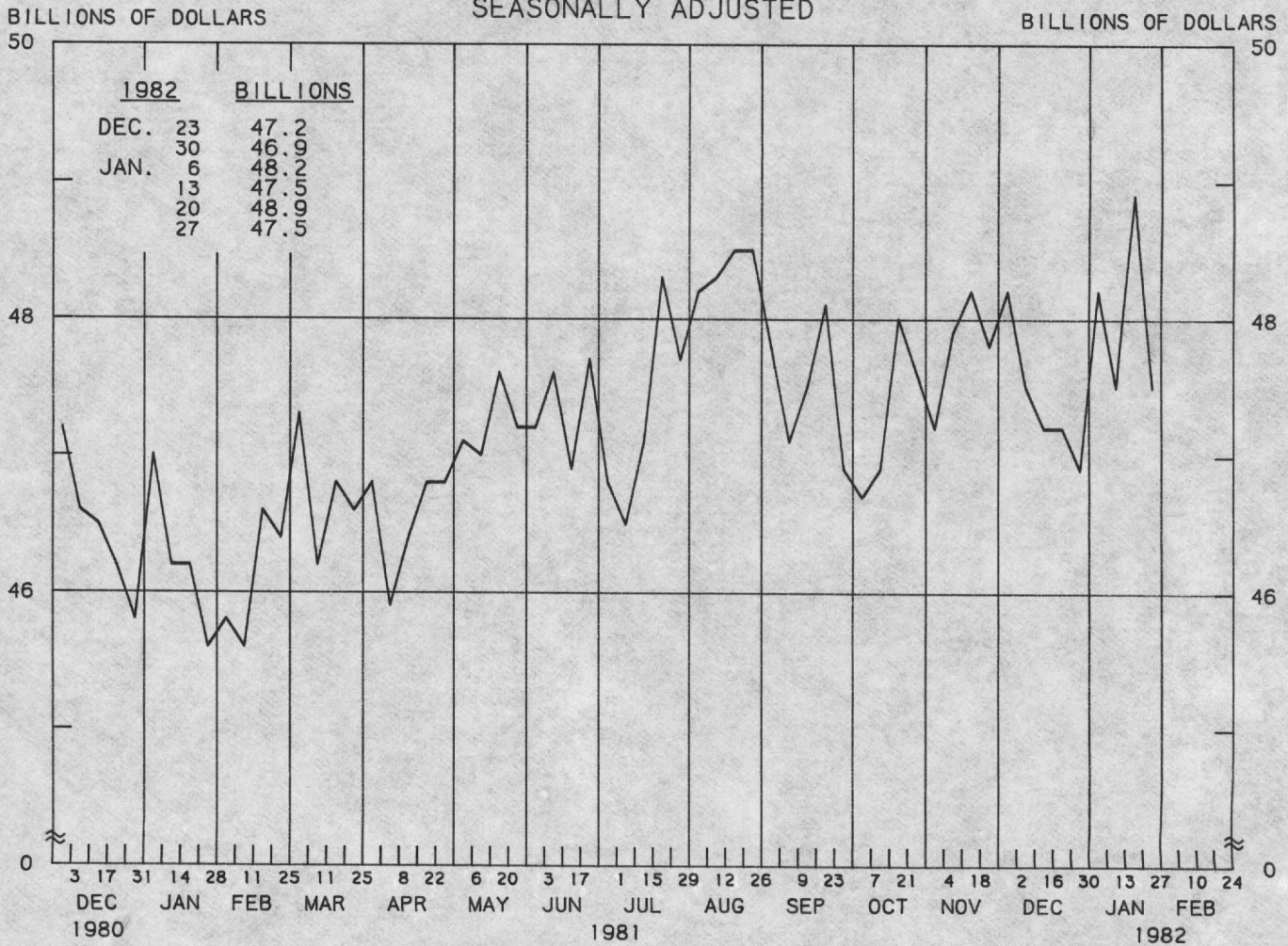
PREPARED BY FEDERAL RESERVE BANK OF ST. LOUIS

ADJUSTED RESERVES

AVERAGES OF DAILY FIGURES

SEASONALLY ADJUSTED

NEW



LATEST DATA PLOTTED WEEK ENDING: JANUARY 27, 1982

ADJUSTED MONETARY BASE (RESERVE ACCOUNTS OF FINANCIAL INSTITUTIONS AT FEDERAL RESERVE BANKS PLUS CURRENCY IN CIRCULATION) LESS CURRENCY HELD BY THE NONBANK PUBLIC.

ADJUSTED RESERVES

COMPOUNDED ANNUAL RATES OF CHANGE, AVERAGE OF FOUR WEEKS ENDING:

1/28/81 4/29/81 6/24/81 7/29/81 8/26/81 9/30/81 10/28/81 11/25/81

TO THE AVERAGE
OF FOUR WEEKS
ENDING:

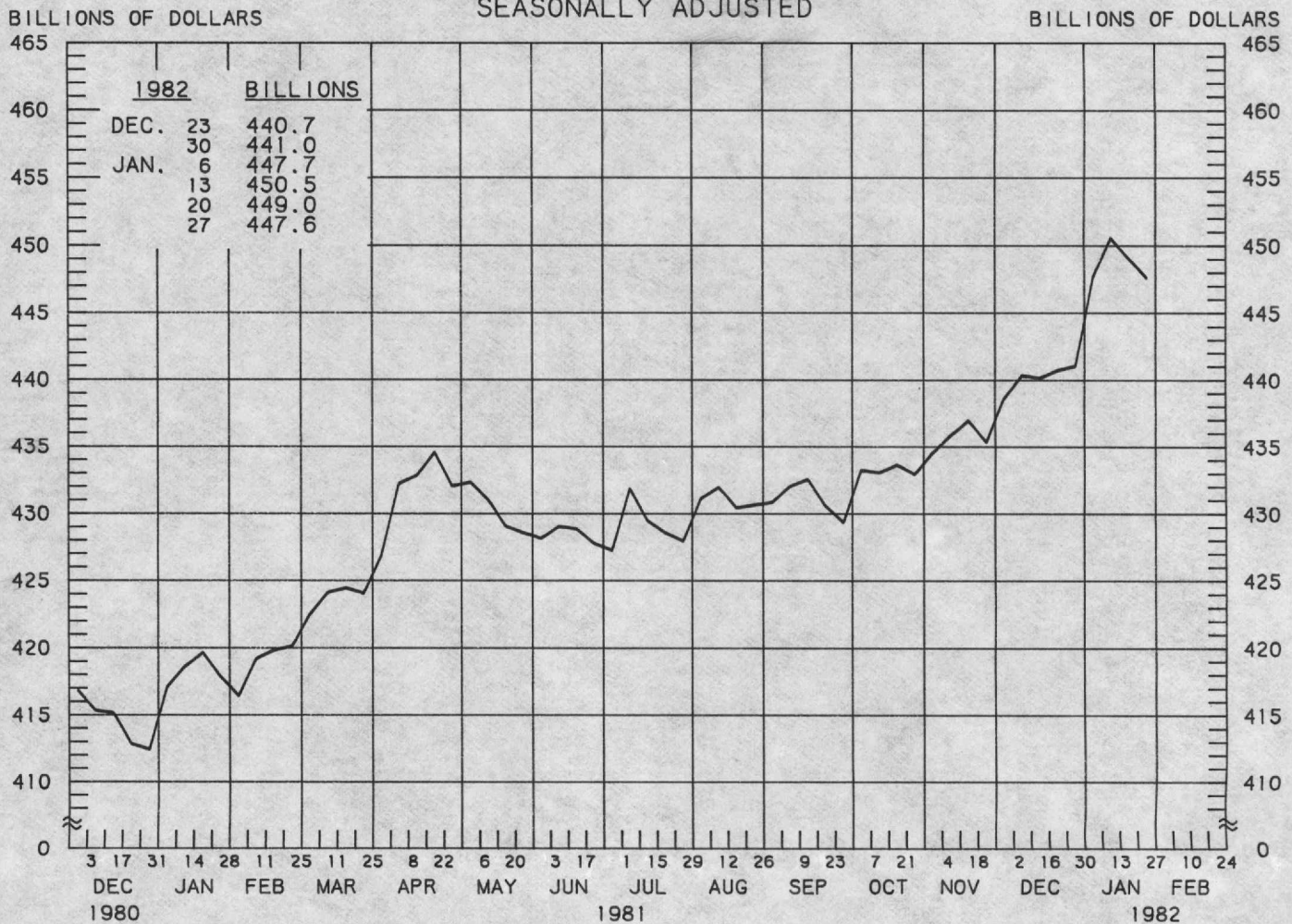
6/24/81	6.0							
7/29/81	4.8	8.0						
8/26/81	8.0	13.0	12.8					
9/30/81	3.6	4.6	0.0	0.0				
10/28/81	2.9	3.5	-0.6	-0.8	-12.4			
11/25/81	3.9	4.9	2.0	2.6	-4.9	5.6		
12/30/81	2.1	2.2	-0.8	-1.0	-7.0	-1.7	-1.2	
1/27/82	3.7	4.3	2.1	2.5	-1.9	3.9	6.1	2.4

PREPARED BY FEDERAL RESERVE BANK OF ST. LOUIS

MONEY STOCK (M1)

AVERAGES OF DAILY FIGURES SEASONALLY ADJUSTED

new



LATEST DATA PLOTTED WEEK ENDING: JANUARY 27, 1982

CURRENT DATA APPEAR IN THE BOARD OF GOVERNORS' H.6 RELEASE.

M1 CONSISTS OF CURRENCY HELD BY THE NONBANK PUBLIC PLUS COMMERCIAL BANK DEMAND DEPOSITS HELD BY THE NONBANK PUBLIC (EXCLUDING THOSE HELD BY FOREIGN BANKS AND OFFICIAL INSTITUTIONS) AND OTHER CHECKABLE DEPOSITS OF ALL DEPOSITORY INSTITUTIONS PLUS TRAVELERS' CHECKS.

MONEY STOCK (M1)

COMPOUNDED ANNUAL RATES OF CHANGE, AVERAGE OF FOUR WEEKS ENDING:

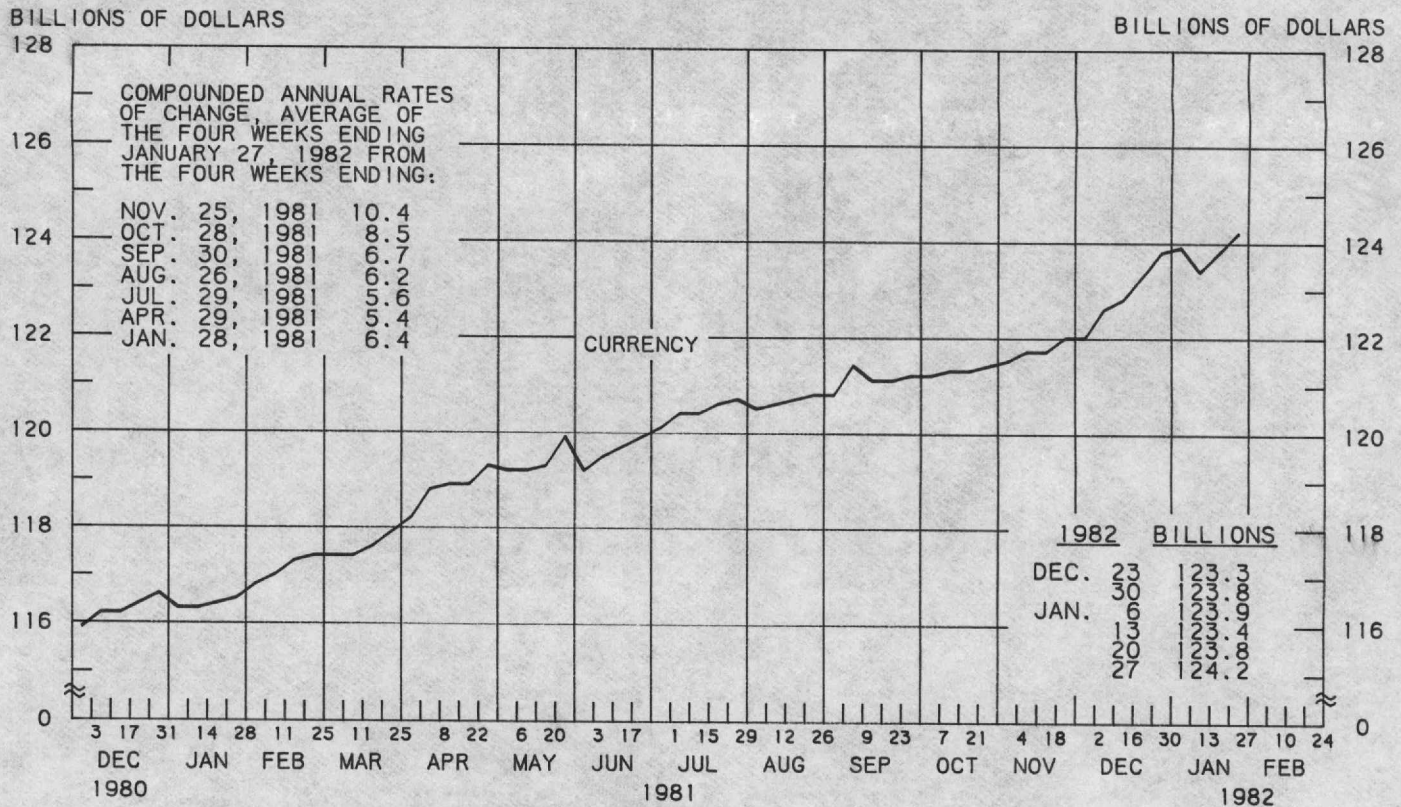
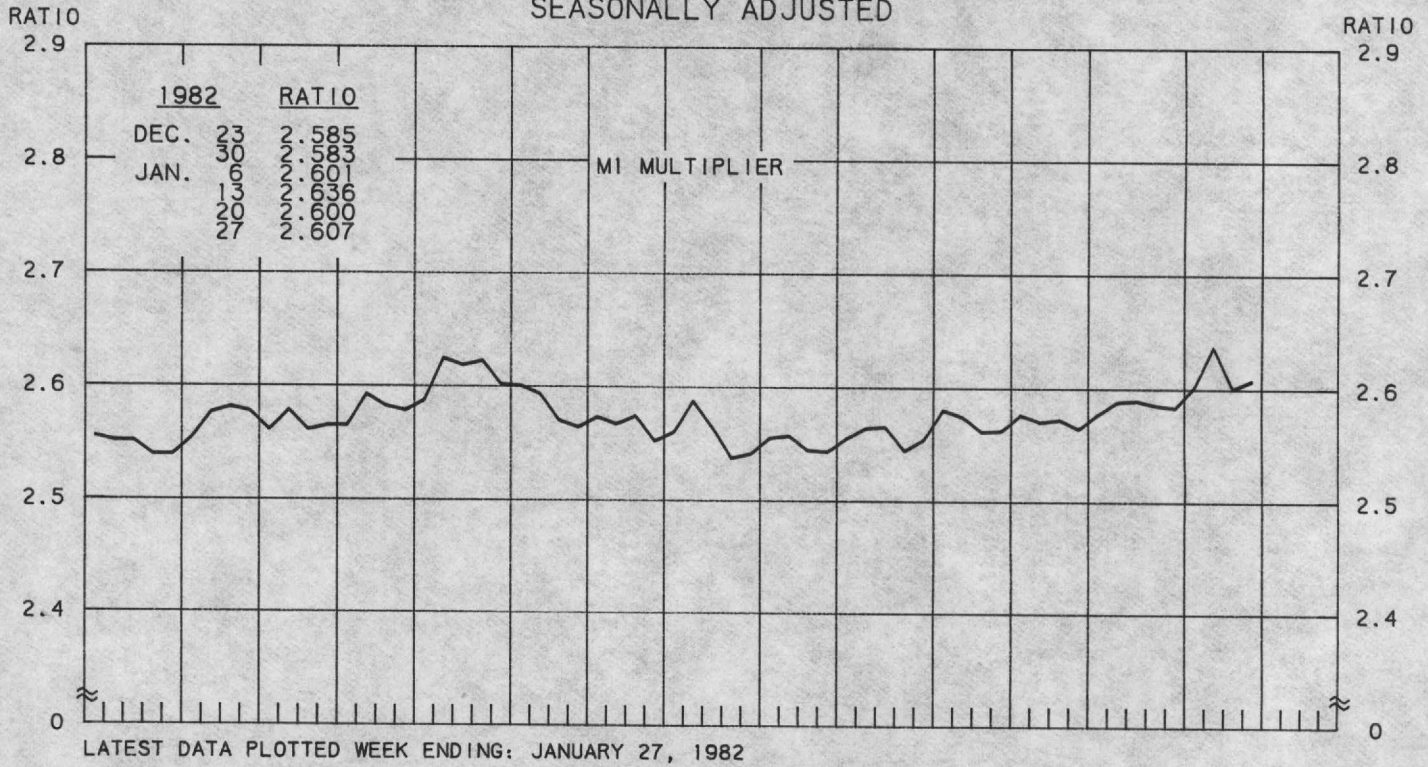
1/28/81 4/29/81 6/24/81 7/29/81 8/26/81 9/30/81 10/28/81 11/25/81

TO THE AVERAGE
OF FOUR WEEKS
ENDING:

6/24/81	6.1						
7/29/81	5.4	-3.2					
8/26/81	5.3	-1.3	3.6				
9/30/81	4.6	-1.0	2.4	2.3			
10/28/81	4.8	0.1	3.3	3.6	3.0		
11/25/81	5.0	1.1	4.0	4.5	4.3	7.0	
12/30/81	5.8	2.6	5.5	6.2	6.5	9.0	10.1
1/27/82	7.3	4.9	8.1	9.2	10.0	13.0	15.1
							18.7

new

MONEY MULTIPLIER 1/ CURRENCY COMPONENT OF MONEY STOCK 2/ AVERAGES OF DAILY FIGURES SEASONALLY ADJUSTED



LATEST DATA PLOTTED WEEK ENDING: JANUARY 27, 1982

1/ RATIO OF MONEY STOCK (M1) TO ADJUSTED MONETARY BASE

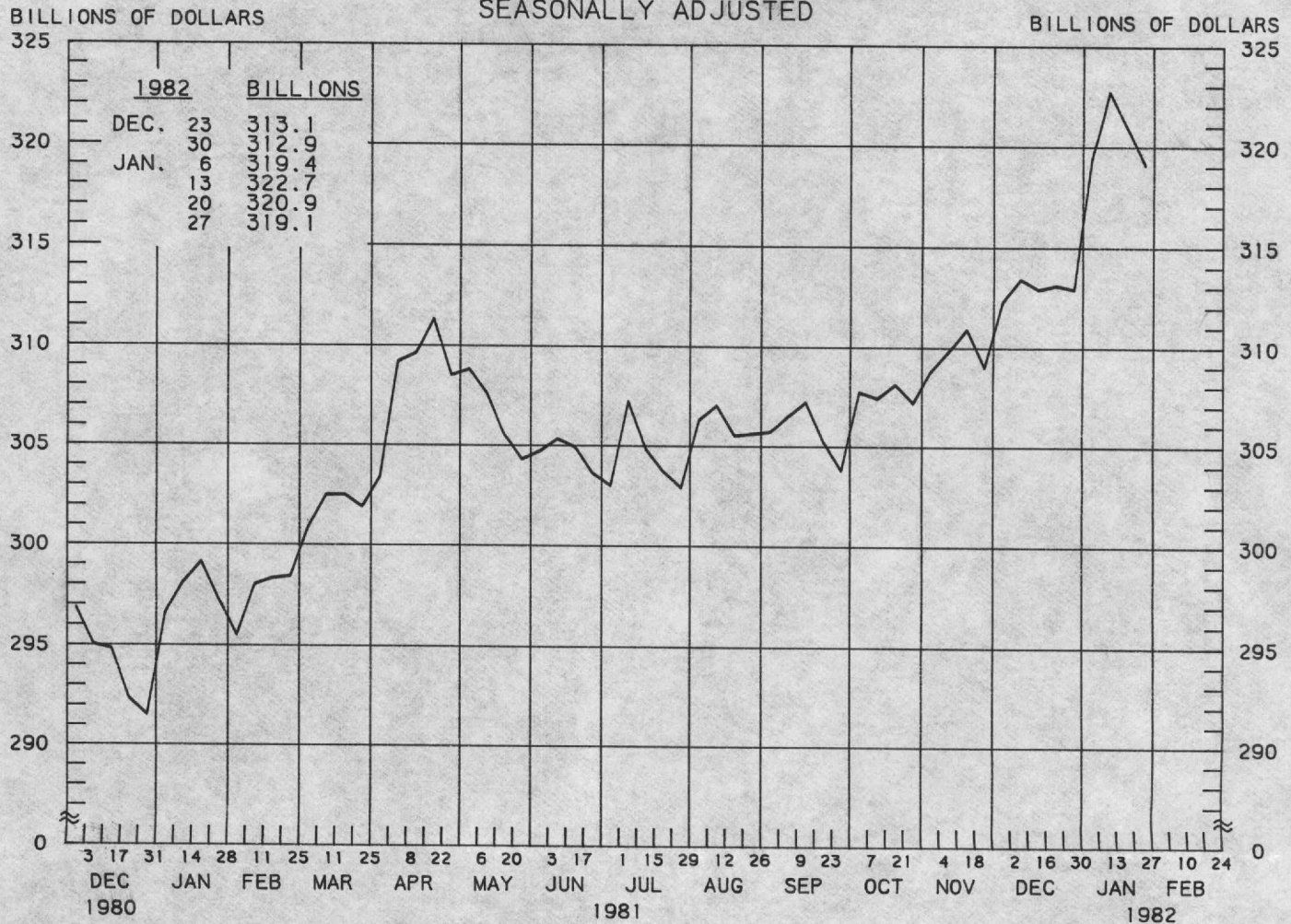
2/ CURRENT DATA APPEAR IN THE BOARD OF GOVERNORS' H.6 RELEASE.

PREPARED BY FEDERAL RESERVE BANK OF ST. LOUIS

TOTAL CHECKABLE DEPOSITS [✓]

AVERAGES OF DAILY FIGURES
SEASONALLY ADJUSTED

NEW



LATEST DATA PLOTTED WEEK ENDING: JANUARY 27, 1982

1/ DEMAND DEPOSITS PLUS OTHER CHECKABLE DEPOSITS AT ALL DEPOSITORY INSTITUTIONS

TOTAL CHECKABLE DEPOSITS

COMPOUNDED ANNUAL RATES OF CHANGE, AVERAGE OF FOUR WEEKS ENDING:

1/28/81 4/29/81 6/24/81 7/29/81 8/26/81 9/30/81 10/28/81 11/25/81

TO THE AVERAGE
OF FOUR WEEKS
ENDING:

6/24/81	5.7						
7/29/81	4.7	-6.3					
8/26/81	4.9	-3.5	2.9				
9/30/81	4.0	-3.0	1.3	1.9			
10/28/81	4.4	-1.4	2.9	3.9	2.9		
11/25/81	4.8	-0.1	3.9	5.0	4.7	8.6	
12/30/81	5.6	1.6	5.4	6.6	6.8	10.0	10.8
1/27/82	7.6	4.7	8.9	10.6	11.5	15.6	17.9 22.1

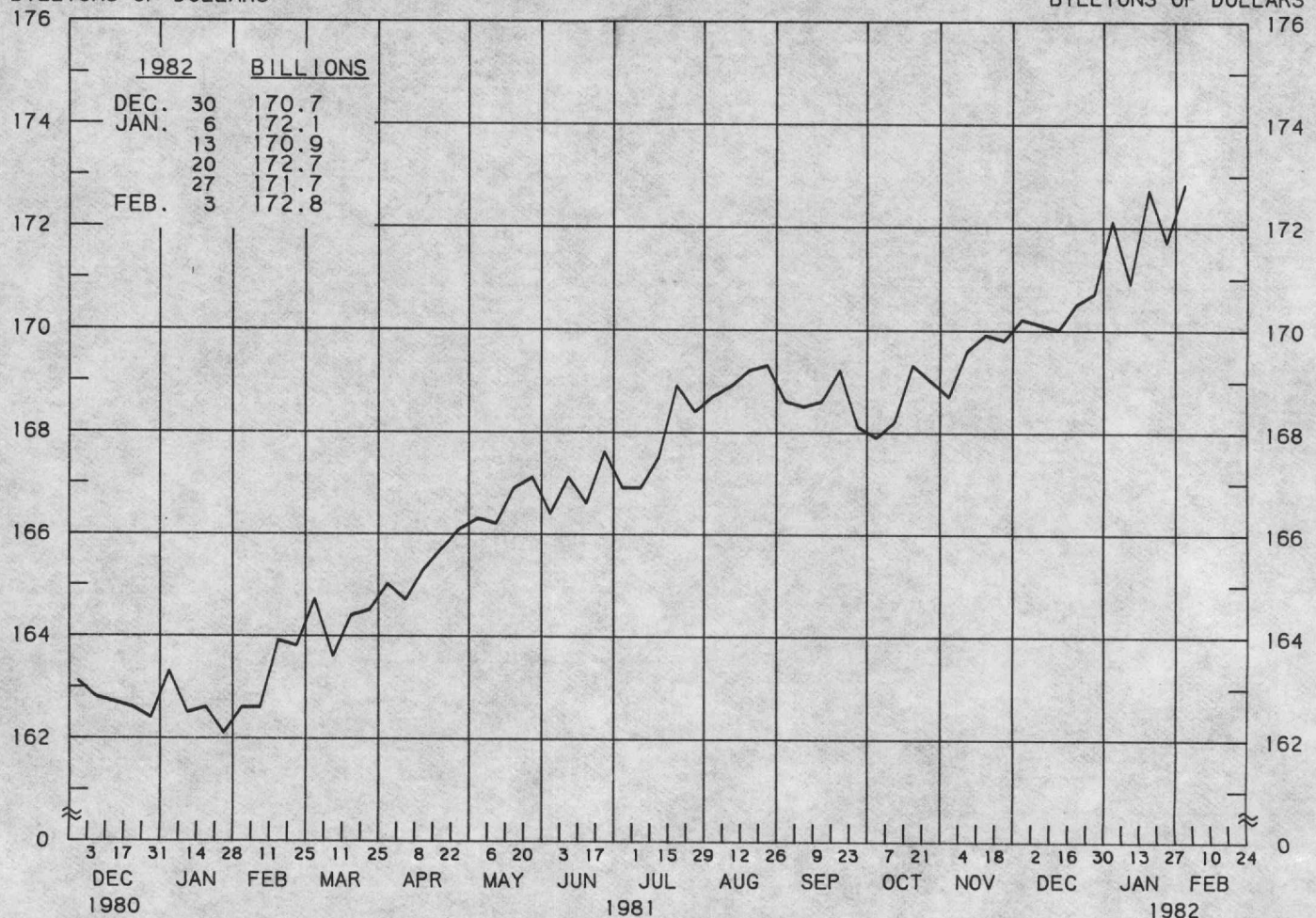
PREPARED BY FEDERAL RESERVE BANK OF ST. LOUIS

ADJUSTED MONETARY BASE

AVERAGES OF DAILY FIGURES
SEASONALLY ADJUSTED BY THIS BANK

BILLIONS OF DOLLARS

BILLIONS OF DOLLARS



LATEST DATA PLOTTED WEEK ENDING: FEBRUARY 3, 1982

THE ADJUSTED MONETARY BASE CONSISTS OF: (1) RESERVE ACCOUNTS OF FINANCIAL INSTITUTIONS AT FEDERAL RESERVE BANKS, (2) CURRENCY IN CIRCULATION (CURRENCY HELD BY THE PUBLIC AND IN THE VAULTS OF COMMERCIAL BANKS), AND (3) AN ADJUSTMENT FOR RESERVE REQUIREMENT RATIO CHANGES. THE MAJOR SOURCE OF THE ADJUSTED MONETARY BASE IS FEDERAL RESERVE CREDIT. DATA ARE COMPUTED BY THIS BANK. A DETAILED DESCRIPTION OF THE ADJUSTED MONETARY BASE IS AVAILABLE FROM THIS BANK.

ADJUSTED MONETARY BASE

COMPOUNDED ANNUAL RATES OF CHANGE, AVERAGE OF FOUR WEEKS ENDING:

	2/4/81	5/6/81	7/1/81	8/5/81	9/2/81	9/30/81	11/4/81	12/2/81
TO THE AVERAGE OF FOUR WEEKS ENDING:								
7/ 1/81	7.2							
8/ 5/81	7.4	6.2						
9/ 2/81	7.0	5.8	6.8					
9/30/81	5.8	4.1	3.6	0.8				
11/ 4/81	5.2	3.5	3.0	1.0	-0.7			
12/ 2/81	5.5	4.2	4.0	2.7	2.1	4.5		
1/ 6/82	5.5	4.4	4.3	3.4	3.1	4.9	7.0	
2/ 3/82	5.8	4.9	5.0	4.3	4.2	5.9	7.8	7.4

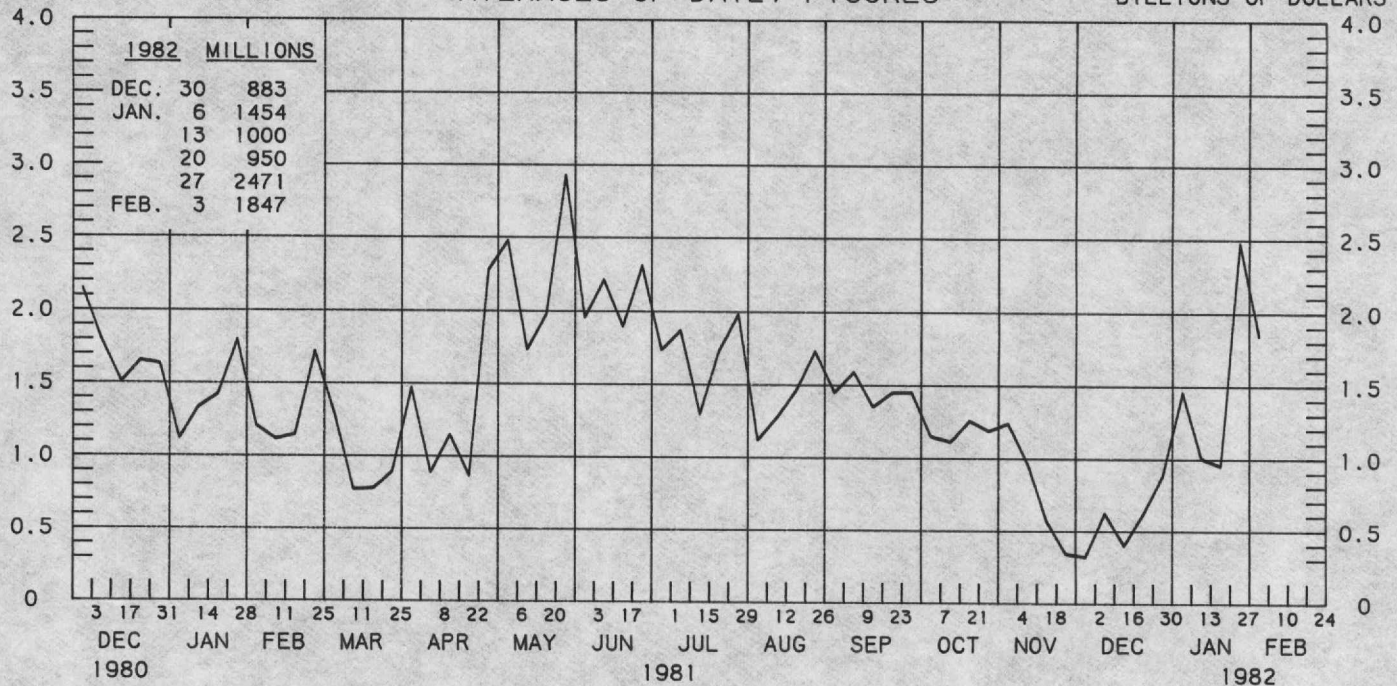
PREPARED BY FEDERAL RESERVE BANK OF ST. LOUIS

BORROWINGS FROM FEDERAL RESERVE BANKS

BILLIONS OF DOLLARS

AVERAGES OF DAILY FIGURES

BILLIONS OF DOLLARS

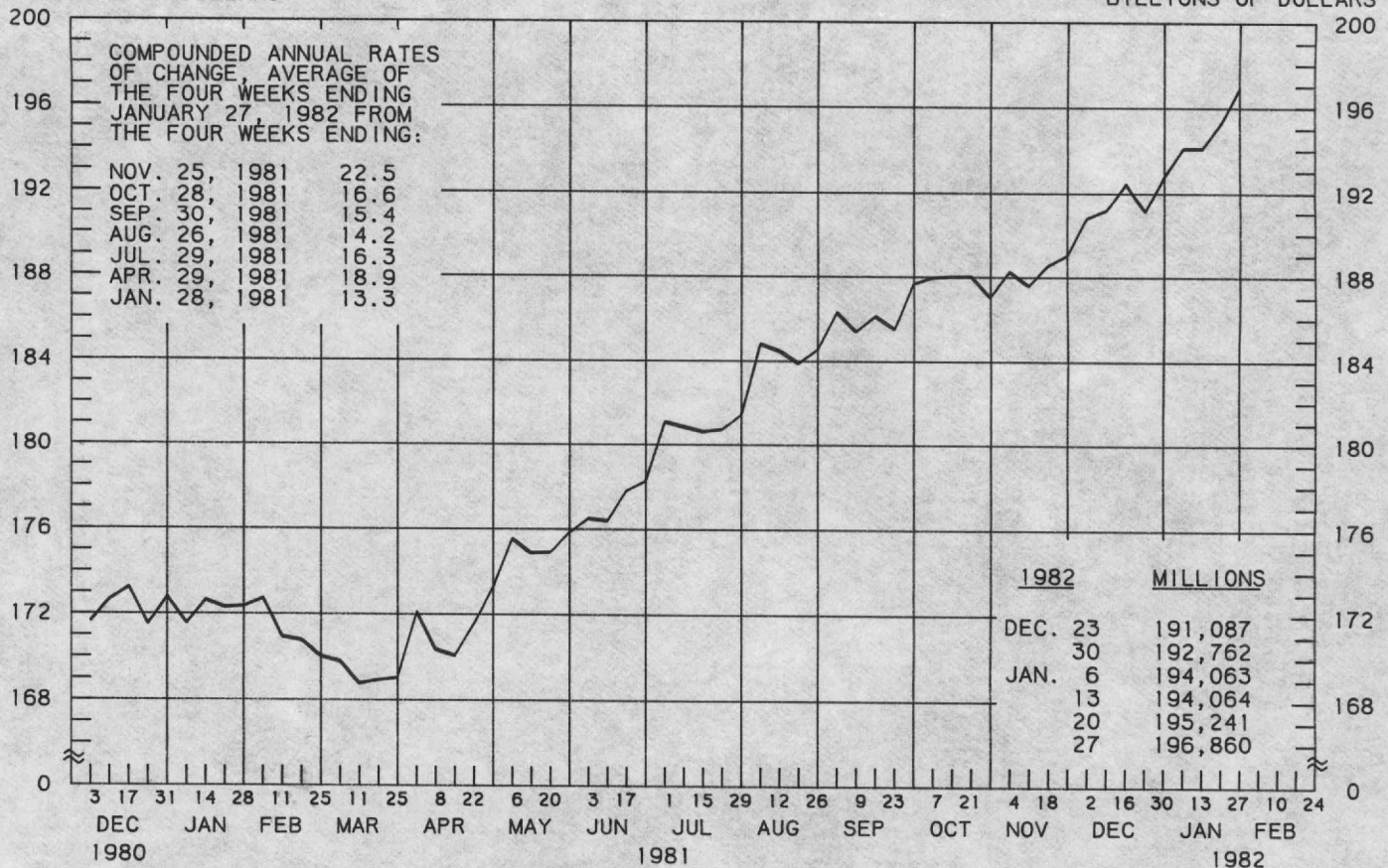


LATEST DATA PLOTTED WEEK ENDING: FEBRUARY 3, 1982

BUSINESS LOANS^{1/} (COMMERCIAL AND INDUSTRIAL) WEEKLY REPORTING LARGE COMMERCIAL BANKS^{2/} SEASONALLY ADJUSTED BY THIS BANK

BILLIONS OF DOLLARS

BILLIONS OF DOLLARS



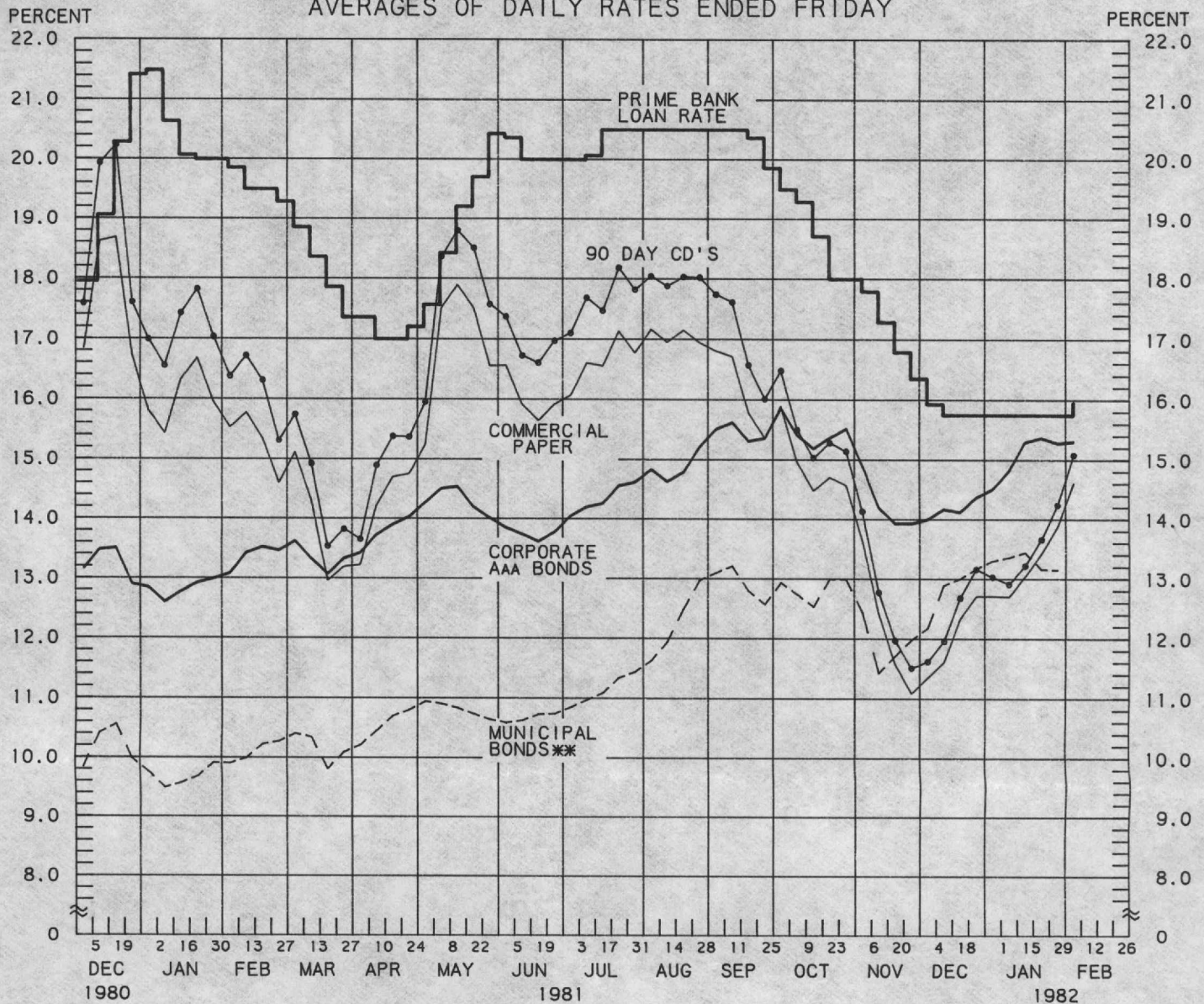
LATEST DATA PLOTTED WEEK ENDING: JANUARY 27, 1982

1/ BUSINESS LOANS INCLUDE BANKERS' ACCEPTANCES AND COMMERCIAL PAPER.

2/ BANKS WITH DOMESTIC ASSETS OF \$750 MILLION OR MORE

YIELDS ON SELECTED SECURITIES

AVERAGES OF DAILY RATES ENDED FRIDAY



1982	90 DAY CD'S	PRIME COMMERCIAL PAPER ***	PRIME BANKERS' ACCEPTANCES	CORPORATE AAA BONDS	CORPORATE BAA BONDS	MUNICIPAL BONDS **
DEC. 4	11.62	11.35	11.37	13.99	16.15	12.18
11	11.96	11.61	11.71	14.16	16.42	12.89
18	12.68	12.34	12.31	14.11	16.55	13.00
25	13.16	12.71	12.83	14.36	16.75	13.17
JAN. 1	13.03	12.71	12.67	14.50	16.86	13.30
8	12.91	12.70	12.48	14.81	16.95	13.36
15	13.22	13.04	12.90	15.29	17.12	13.44
22	13.66	13.42	13.32	15.36	17.14	13.16
29	14.24	13.88	13.72	15.27	17.17	13.15
FEB. 5 *	15.08	14.61	14.68	15.30	17.17	N.A.
12						
19						
26						

* AVERAGES OF RATES AVAILABLE.

** BOND BUYER'S AVERAGE INDEX OF 20 MUNICIPAL BONDS, THURSDAY DATA.

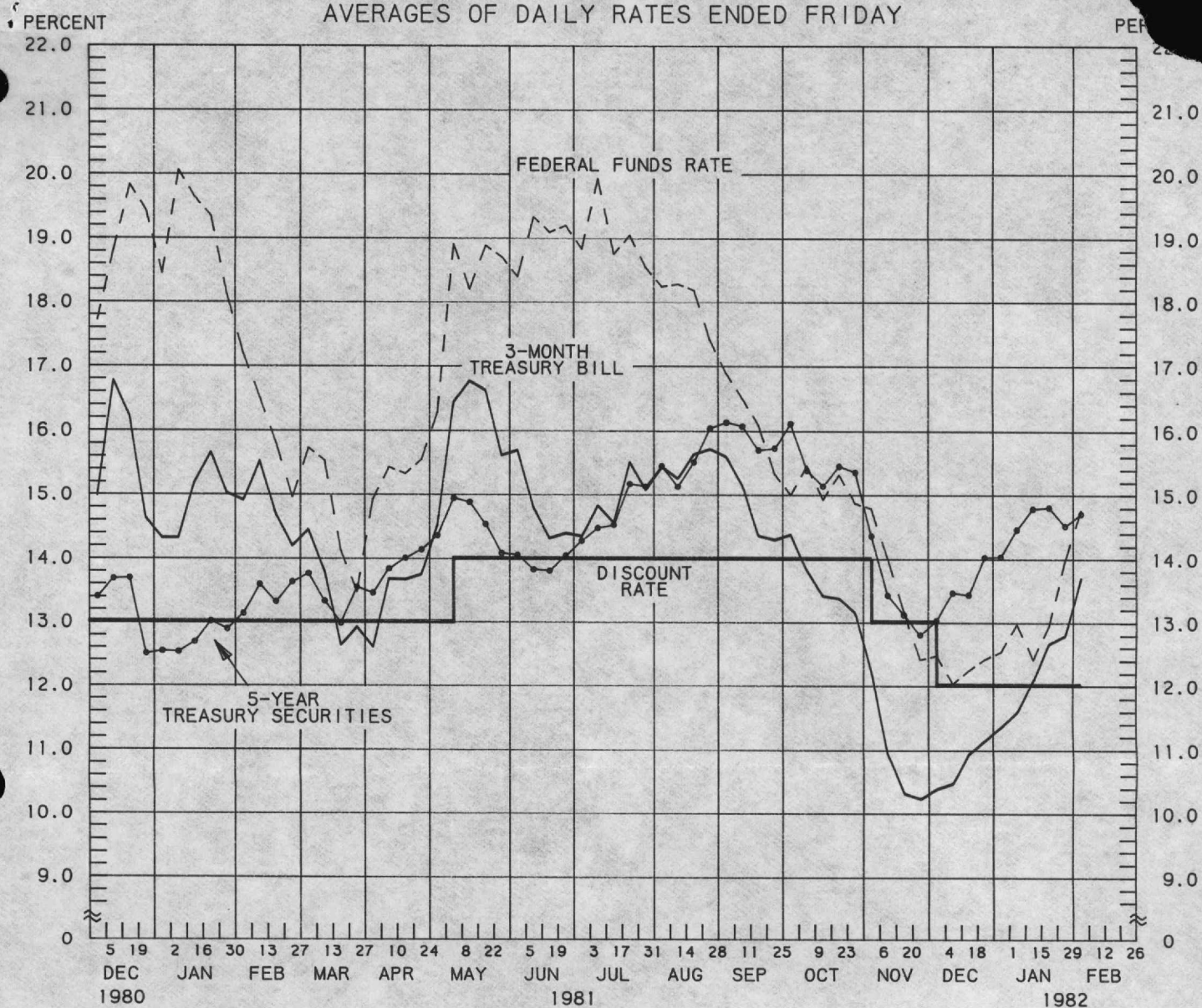
*** DATA ARE 4-MONTH COMMERCIAL PAPER RATES.

N.A. - NOT AVAILABLE

PREPARED BY FEDERAL RESERVE BANK OF ST. LOUIS

SELECTED INTEREST RATES

AVERAGES OF DAILY RATES ENDED FRIDAY



LATEST DATA PLOTTED ARE AVERAGES OF RATES AVAILABLE FOR THE WEEK ENDING: FEBRUARY 5, 1982

1982	FEDERAL FUNDS **	3-MONTH TREASURY BILL	6-MONTH TREASURY BILL ***	1-YEAR TREASURY BILL	5-YEAR TREASURY SECURITIES	LONG-TERM TREASURY SECURITIES
DEC. 4	12.48	10.39	10.70	10.85	13.03	12.78
11	12.04	10.47	10.77	11.13	13.47	13.21
18	12.26	10.94	11.60	11.53	13.44	13.19
25	12.43	11.14	11.84	12.16	14.03	13.54
JAN. 1	12.54	11.35	12.45	12.23	14.04	13.69
8	12.98	11.59	12.28	12.34	14.46	14.07
15	12.42	12.07	12.81	12.84	14.79	14.35
22	12.96	12.66	13.10	13.11	14.81	14.27
29	13.98	12.79	13.53	12.78	14.52	14.01
FEB. 5 *	14.77	13.69	13.85	13.21	14.71	14.28
12						
19						
26						

* AVERAGES OF RATES AVAILABLE.

** SEVEN-DAY AVERAGES FOR WEEK ENDING WEDNESDAY TWO DAYS EARLIER THAN DATE SHOWN.

*** CURRENT DATA APPEAR IN THE BOARD OF GOVERNORS' H.15 RELEASE.

**** NEW ISSUE RATE

RATES ON LONG-TERM TREASURY SECURITIES ARE COMPUTED BY THE FEDERAL RESERVE BANK OF ST. LOUIS.

TREASURY BILL YIELDS ON DISCOUNT BASIS.

PREPARED BY FEDERAL RESERVE BANK OF ST. LOUIS