



FINANCIAL DATA

Week ending: November 5, 1980

LIBRARY

28 1980 Both short- and long-term interest rates declined sharply from late March of this year to mid-June. Although increases in interest rates in recent months, particularly since July, have reversed much of the reductions in interest rates that occurred earlier this year, short-term interest rates are still several percentage points below their March 1980 peak levels. Yields on 4-month prime commercial paper, for instance, have risen 627 basis points since the week ending June 13, compared to a decline of 890 basis points from March 28 to June 13. Long-term interest rates, in contrast, are currently near peak levels they reached in late March.

Changes In Yields On Selected Securities* (Weekly averages of daily figures)

	Week Ending	
	March 28 to June 13	June 13 to November 7
Federal funds**	-810	431
90-day certificates of deposit	-946	651
4-month prime commercial paper	-890	627
6-month Treasury bills ***	-876	633
1-year Treasury bills	-716	533
5-year Treasury securities	-475	377
Long-term Treasury securities	-283	283
Corporate Aaa bonds	-247	232
Municipal bonds	-191	192****

* Changes in basis points.

** Seven-day averages for week ending Wednesday, two days earlier than date shown.

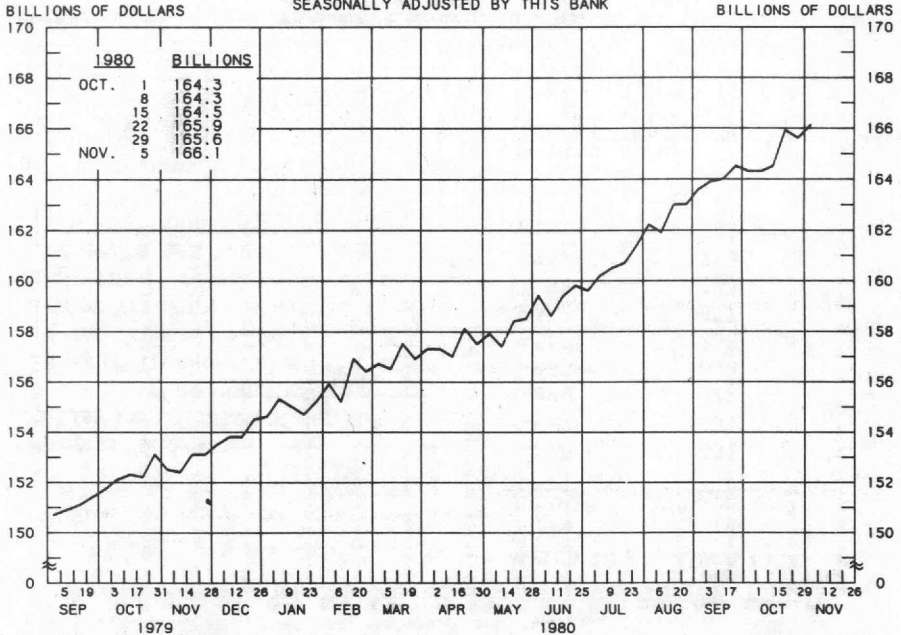
*** New issue rate.

**** Based on data from week ending October 31.

Prepared by Federal Reserve Bank of St. Louis

Released: November 7, 1980

ADJUSTED MONETARY BASE AVERAGES OF DAILY FIGURES SEASONALLY ADJUSTED BY THIS BANK



LATEST DATA PLOTTED WEEK ENDING: NOVEMBER 5, 1980

THE ADJUSTED MONETARY BASE CONSISTS OF: (1) MEMBER BANK RESERVES AT THE FEDERAL RESERVE BANKS, (2) CURRENCY IN CIRCULATION (CURRENCY HELD BY THE PUBLIC AND IN THE VAULTS OF COMMERCIAL BANKS), AND (3) AN ADJUSTMENT FOR RESERVE REQUIREMENT RATIO CHANGES. THE MAJOR SOURCE OF THE ADJUSTED MONETARY BASE IS FEDERAL RESERVE CREDIT. DATA ARE COMPUTED BY THIS BANK. A DETAILED DESCRIPTION OF THE ADJUSTED MONETARY BASE IS AVAILABLE FROM THIS BANK.

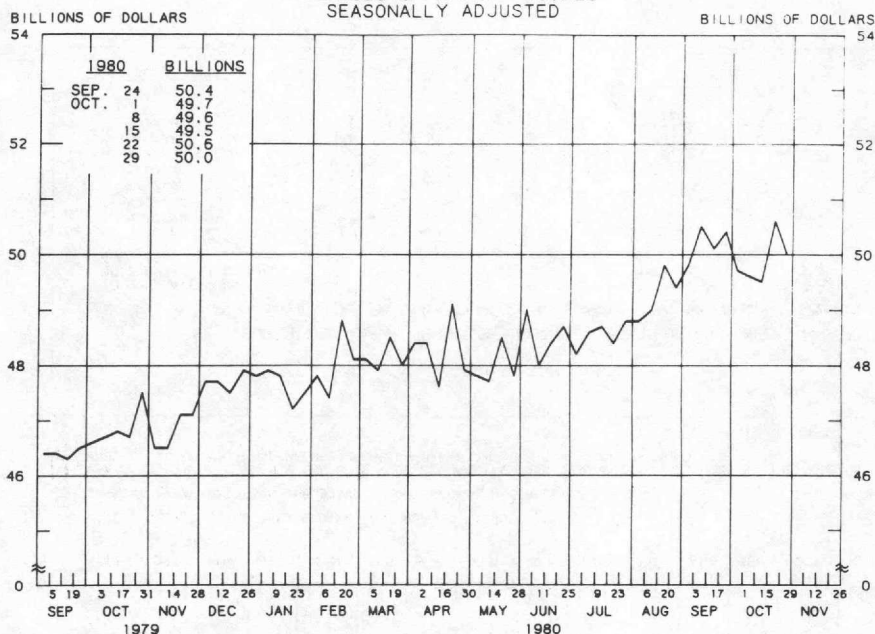
ADJUSTED MONETARY BASE

COMPOUNDED ANNUAL RATES OF CHANGE, AVERAGE OF FOUR WEEKS ENDING:

	11/7/79	2/6/80	4/2/80	5/7/80	6/4/80	7/2/80	8/6/80	9/3/80
TO THE AVERAGE OF FOUR WEEKS ENDING:								
4/ 2/80	7.6							
5/ 7/80	6.8	6.3						
6/ 4/80	6.8	6.4	4.9					
7/ 2/80	7.0	6.8	6.0	7.7				
8/ 6/80	7.7	7.9	7.7	9.5	10.7			
9/ 3/80	8.3	8.8	8.9	10.6	11.9	13.4		
10/ 8/80	8.4	8.8	9.0	10.3	11.1	11.9	11.6	
11/ 5/80	8.5	8.9	9.1	10.3	10.9	11.5	11.1	9.6

PREPARED BY FEDERAL RESERVE BANK OF ST. LOUIS

ADJUSTED BANK RESERVES \downarrow AVERAGES OF DAILY FIGURES SEASONALLY ADJUSTED



LATEST DATA PLOTTED WEEK ENDING: OCTOBER 29, 1980

1/ ADJUSTED MONETARY BASE LESS CURRENCY HELD BY THE NONBANK PUBLIC (MEMBER BANK RESERVES AT FEDERAL RESERVE BANKS (+) CURRENCY HELD BY COMMERCIAL BANKS).

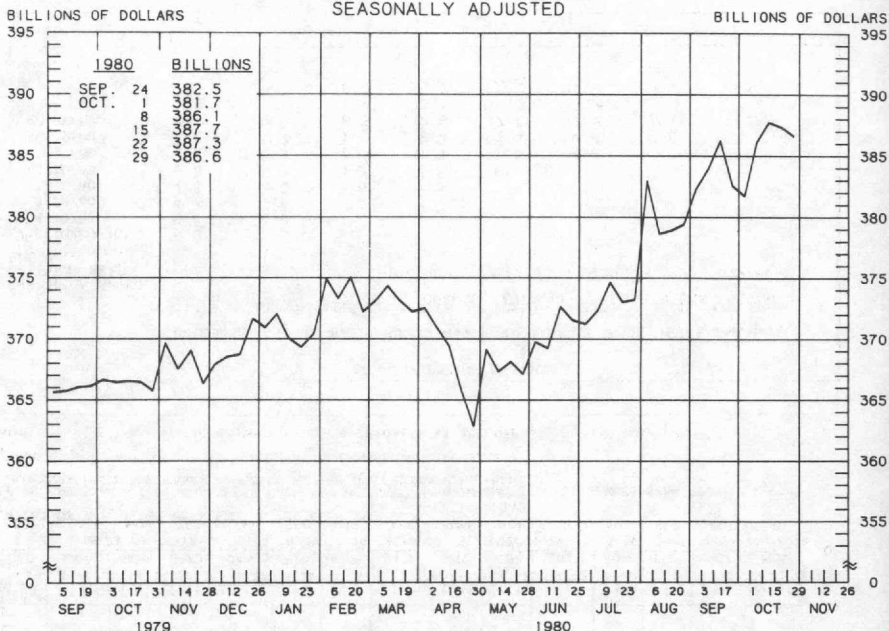
ADJUSTED BANK RESERVES

COMPOUNDED ANNUAL RATES OF CHANGE, AVERAGE OF FOUR WEEKS ENDING:

TO THE AVERAGE OF FOUR WEEKS ENDING:	10/31/79	1/30/80	3/26/80	4/30/80	5/28/80	7/2/80	7/30/80	8/27/80
3/26/80	6.5							
4/30/80	6.1	6.0						
5/28/80	4.1	2.6	-1.2					
7/ 2/80	4.5	3.5	1.6	0.0				
7/30/80	4.9	4.2	3.0	2.5	7.4			
8/27/80	6.2	6.3	6.0	6.5	11.3	14.2		
10/ 1/80	7.6	8.2	8.6	9.5	13.8	16.7	20.6	
10/29/80	6.4	6.5	6.4	6.7	9.6	10.5	11.1	7.2

PREPARED BY FEDERAL RESERVE BANK OF ST. LOUIS

MONEY STOCK (M1A) AVERAGES OF DAILY FIGURES SEASONALLY ADJUSTED



LATEST DATA PLOTTED WEEK ENDING: OCTOBER 29, 1980

CURRENT DATA APPEAR IN THE BOARD OF GOVERNORS' H.6 RELEASE.

M1A CONSISTS OF CURRENCY AND COIN PLUS COMMERCIAL BANK DEMAND DEPOSITS HELD BY THE NONBANK PUBLIC EXCLUDING THOSE HELD BY FOREIGN BANKS AND OFFICIAL INSTITUTIONS.

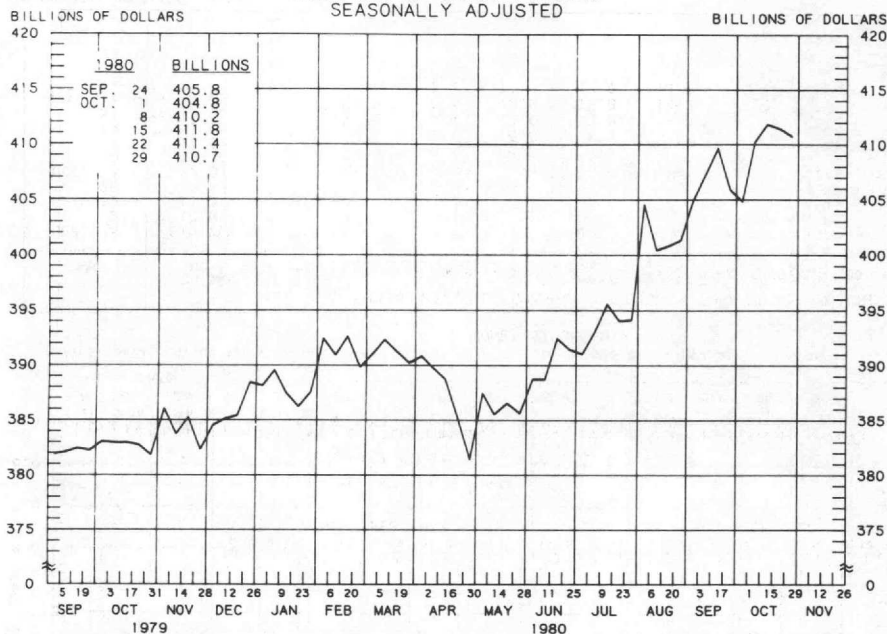
MONEY STOCK (M1A)

COMPOUNDED ANNUAL RATES OF CHANGE, AVERAGE OF FOUR WEEKS ENDING:

	10/31/79	1/30/80	3/26/80	4/30/80	5/28/80	7/2/80	7/30/80	8/27/80
TO THE AVERAGE OF FOUR WEEKS ENDING:								
3/26/80	4.7							
4/30/80	0.5	-3.4						
5/28/80	0.8	-2.1	-7.9					
7/2/80	2.0	0.4	-2.1	6.3				
7/30/80	2.6	1.6	0.1	6.8	8.8			
8/27/80	4.5	4.5	4.4	11.0	13.8	16.7		
10/1/80	5.1	5.3	5.4	10.9	12.8	14.2	17.0	
10/29/80	5.6	6.0	6.2	11.0	12.6	13.6	15.4	11.0

PREPARED BY FEDERAL RESERVE BANK OF ST. LOUIS

MONEY STOCK (M1B) AVERAGES OF DAILY FIGURES SEASONALLY ADJUSTED



LATEST DATA PLOTTED WEEK ENDING: OCTOBER 29, 1980

CURRENT DATA APPEAR IN THE BOARD OF GOVERNORS' H.6 RELEASE.

M1B CONSISTS OF M1A PLUS OTHER CHECKABLE DEPOSITS AT ALL DEPOSITORY INSTITUTIONS.

MONEY STOCK (M1B)

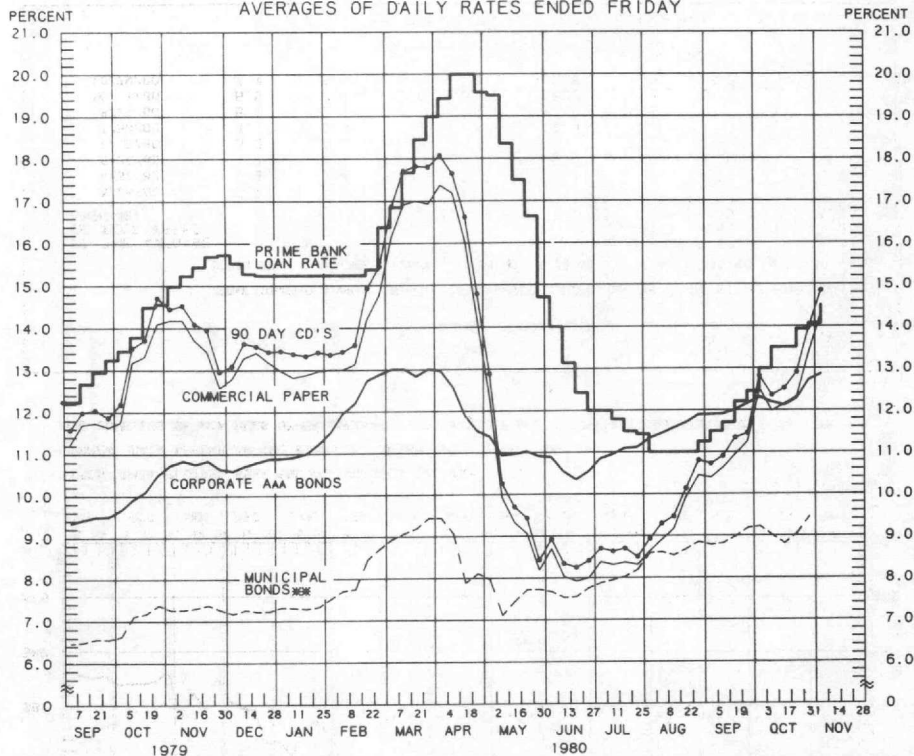
COMPOUNDED ANNUAL RATES OF CHANGE, AVERAGE OF FOUR WEEKS ENDING:

	10/31/79	1/30/80	3/26/80	4/30/80	5/28/80	7/2/80	7/30/80	8/27/80
TO THE AVERAGE OF FOUR WEEKS ENDING:								
3/26/80	5.7							
4/30/80	1.9	-1.4						
5/28/80	1.7	-1.1	-7.0					
7/ 2/80	3.2	2.0	-0.3	7.1				
7/30/80	4.1	3.4	2.2	8.4	12.4			
8/27/80	6.1	6.4	6.5	12.8	17.0	19.6		
10/ 1/80	6.9	7.4	7.9	13.1	16.2	17.4	20.1	
10/29/80	7.4	8.1	8.6	13.2	15.8	16.6	18.2	14.0

PREPARED BY FEDERAL RESERVE BANK OF ST. LOUIS

YIELDS ON SELECTED SECURITIES

AVERAGES OF DAILY RATES ENDED FRIDAY



LATEST DATA PLOTTED ARE AVERAGES OF RATES AVAILABLE FOR THE WEEK ENDING: NOVEMBER 7, 1980

1980	90 DAY CD'S	PRIME COMMERCIAL PAPER	PRIME BANKERS' ACCEPTANCES	CORPORATE AAA BONDS	CORPORATE BAA BONDS	MUNICIPAL BONDS
SEP. 5	10.72	10.39	10.63	11.89	13.55	8.78
12	10.90	10.62	10.80	11.90	13.57	8.82
19	11.34	10.94	11.07	12.00	13.69	8.98
26	11.45	11.25	11.37	12.15	13.82	9.18
OCT. 3	12.81	12.51	12.51	12.30	14.12	9.22
10	12.36	11.98	12.17	12.18	14.12	9.01
17	12.52	12.15	12.24	12.11	14.09	8.81
24	12.90	12.32	12.66	12.27	14.27	9.06
31	13.98	13.38	13.71	12.72	14.49	9.45
NOV. 7 *	14.85	14.30	14.63	12.85	14.50	N.A.
14						
21						
28						

* AVERAGES OF RATES AVAILABLE.

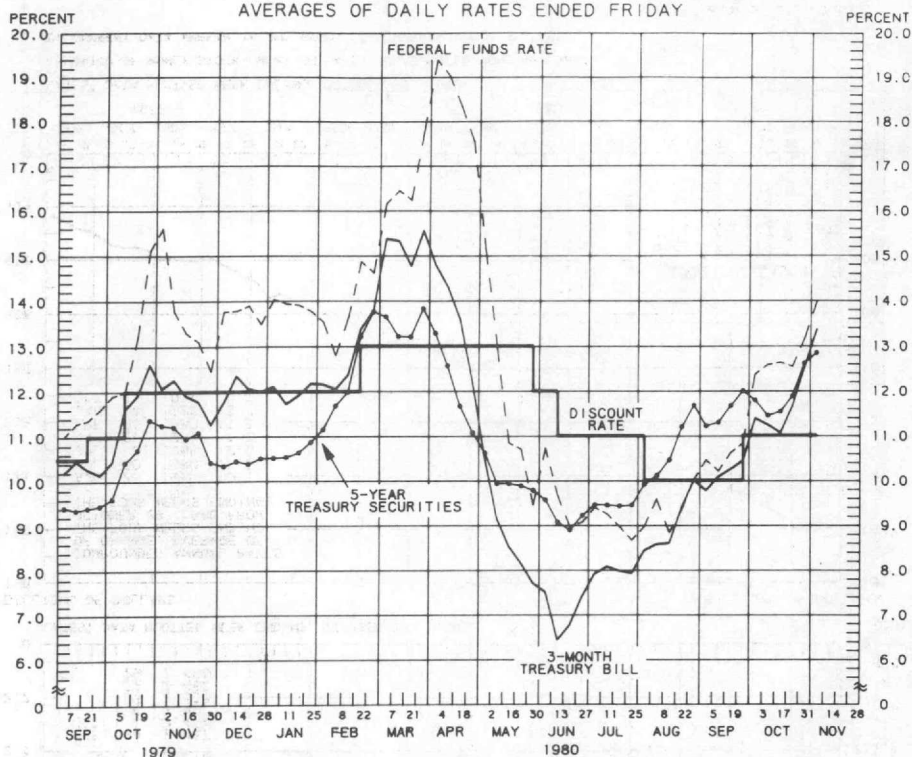
BOND BUYER'S AVERAGE INDEX OF 20 MUNICIPAL BONDS, THURSDAY DATA.

BOND DATA ARE 4-MONTH COMMERCIAL PAPER RATES.

N.A. - NOT AVAILABLE

PREPARED BY FEDERAL RESERVE BANK OF ST. LOUIS

SELECTED INTEREST RATES AVERAGES OF DAILY RATES ENDED FRIDAY



LATEST DATA PLOTTED ARE AVERAGES OF RATES AVAILABLE FOR THE WEEK ENDING: NOVEMBER 7, 1980

1980	FEDERAL FUNDS RATE	3-MONTH TREASURY BILL	6-MONTH TREASURY BILL	1-YEAR TREASURY BILL	5-YEAR TREASURY SECURITIES	LONG-TERM TREASURY SECURITIES
SEP. 5	10.47	9.78	10.25	9.84	11.23	11.03
12	10.22	10.09	10.23	10.15	11.31	11.14
19	10.64	10.26	10.88	10.58	11.68	11.37
26	10.85	10.45	10.82	10.94	12.01	11.66
OCT. 3	12.38	11.39	11.72	11.14	11.80	11.71
10	12.59	11.24	11.14	10.87	11.46	11.35
17	12.64	11.07	11.28	10.85	11.55	11.31
24	12.55	11.66	11.41	11.36	11.89	11.64
31	13.17	12.51	12.28	12.16	12.62	12.19
NOV. 7 *	13.99	13.36	13.27	12.56	12.85	12.50
14						
21						
28						

* AVERAGES OF RATES AVAILABLE.

SEVEN-DAY AVERAGES FOR WEEK ENDING WEDNESDAY TWO DAYS EARLIER THAN DATE SHOWN.

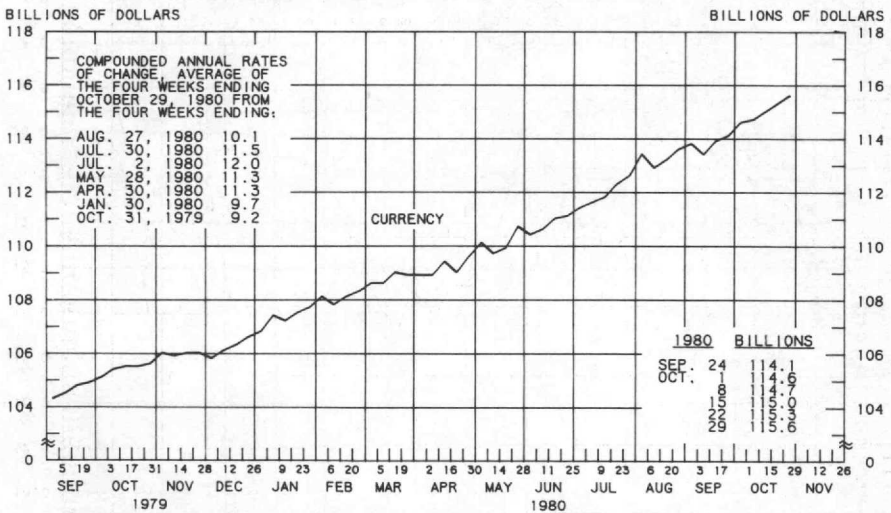
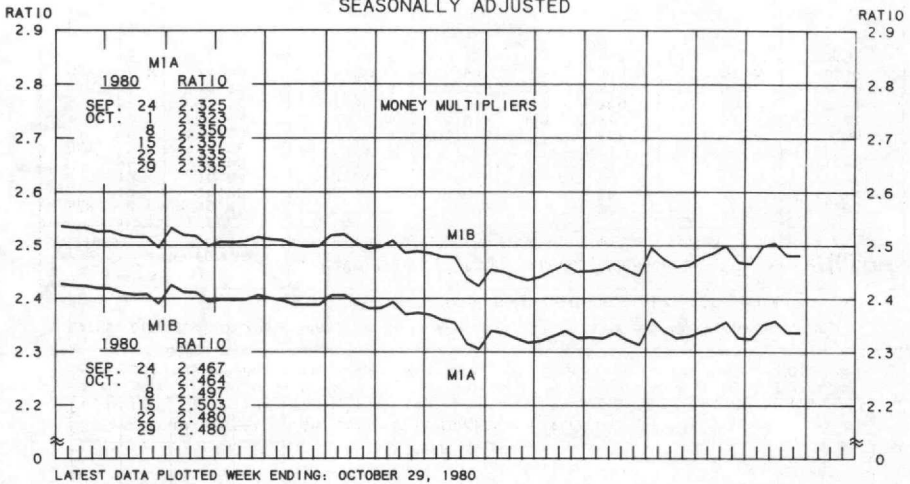
CURRENT DATA APPEAR IN THE BOARD OF GOVERNORS' H.9 RELEASE.

NEW ISSUE RATE

RATES ON LONG-TERM TREASURY SECURITIES ARE COMPUTED BY THE FEDERAL RESERVE BANK OF ST. LOUIS. TREASURY BILL YIELDS ON DISCOUNT BASIS.

PREPARED BY FEDERAL RESERVE BANK OF ST. LOUIS

MULTIPLIERS 1/ CURRENCY OF MONEY STOCK MEASURES 2/ AVERAGES OF DAILY FIGURES SEASONALLY ADJUSTED



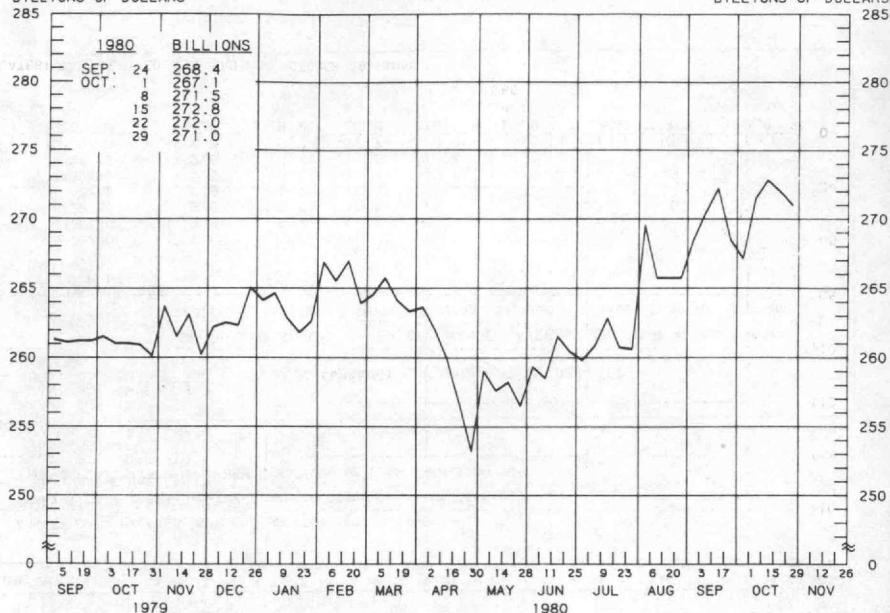
1/ RATIO OF MONEY STOCK (M1A) OR (M1B) TO ADJUSTED MONETARY BASE
2/ CURRENT DATA APPEAR IN THE BOARD OF GOVERNORS' H.6 RELEASE.

DEMAND DEPOSIT COMPONENT OF MONEY STOCK (M1A)

AVERAGES OF DAILY FIGURES
SEASONALLY ADJUSTED

BILLIONS OF DOLLARS

BILLIONS OF DOLLARS



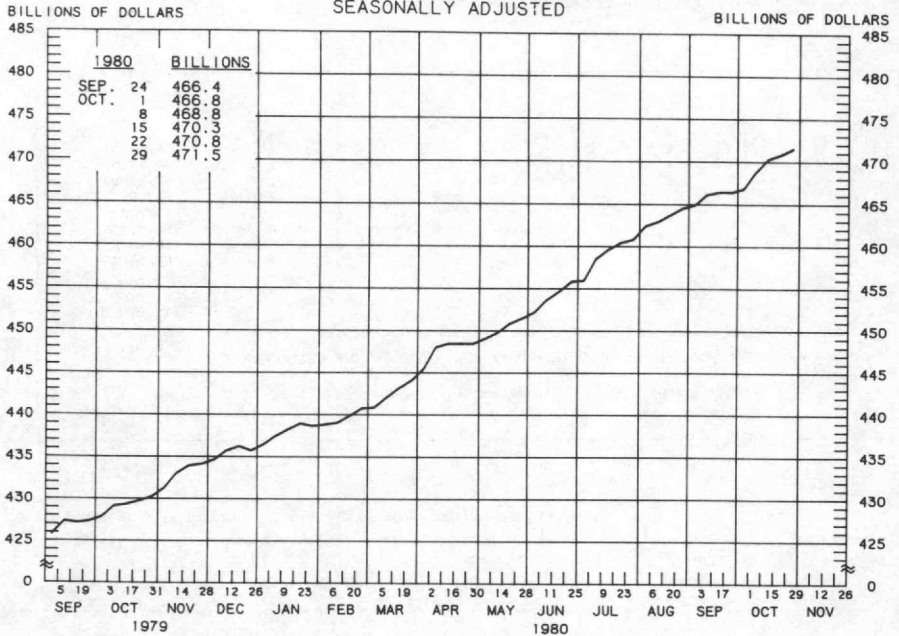
DEMAND DEPOSIT COMPONENT OF MONEY STOCK (M1A)

COMPOUNDED ANNUAL RATES OF CHANGE, AVERAGE OF FOUR WEEKS ENDING:

TO THE AVERAGE OF FOUR WEEKS ENDING:	10/31/79	1/30/80	3/26/80	4/30/80	5/28/80	7/2/80	7/30/80	8/27/80
3/26/80	3.5							
4/30/80	-2.1	-7.4						
5/28/80	-2.0	-5.9	-13.6					
7/ 2/80	-0.4	-2.6	-5.9	4.8				
7/30/80	0.2	-1.4	-3.5	5.1	7.9			
8/27/80	2.7	2.5	2.1	10.7	14.5	17.7		
10/ 1/80	3.7	3.8	3.8	11.0	13.8	15.4	20.1	
10/29/80	4.2	4.5	4.7	11.0	13.3	14.4	17.2	11.6

PREPARED BY FEDERAL RESERVE BANK OF ST. LOUIS

SAVINGS PLUS SMALL TIME DEPOSITS ALL COMMERCIAL BANKS AVERAGES OF DAILY FIGURES SEASONALLY ADJUSTED



LATEST DATA PLOTTED WEEK ENDING: OCTOBER 29, 1980

CURRENT DATA APPEAR IN THE BOARD OF GOVERNORS' H.6 RELEASE.

TIME DEPOSITS ISSUED IN DENOMINATIONS OF LESS THAN \$100,000.

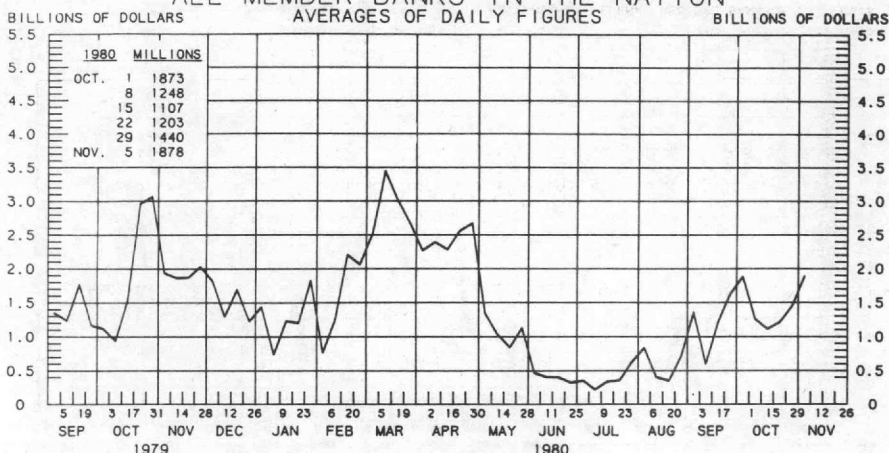
SAVINGS PLUS SMALL TIME DEPOSITS

COMPOUNDED ANNUAL RATES OF CHANGE, AVERAGE OF FOUR WEEKS ENDING:

TO THE AVERAGE OF FOUR WEEKS ENDING:	10/31/79	1/30/80	3/26/80	4/30/80	5/28/80	7/2/80	7/30/80	8/27/80
3/26/80	7.6							
4/30/80	8.9	9.4						
5/28/80	8.5	8.5	10.5					
7/2/80	8.9	9.2	10.9	8.9				
7/30/80	9.5	10.1	11.7	10.7	13.0			
8/27/80	9.6	10.1	11.5	10.7	12.3	12.6		
10/1/80	9.3	9.7	10.7	9.8	10.8	10.4	8.6	
10/29/80	9.5	9.9	10.8	10.1	10.9	10.7	9.5	9.0

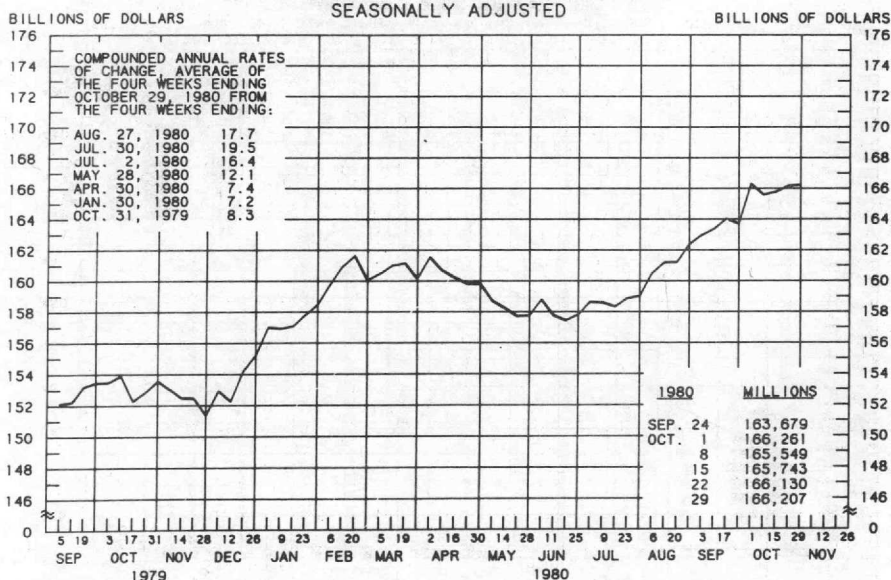
PREPARED BY FEDERAL RESERVE BANK OF ST. LOUIS

BORROWINGS FROM FEDERAL RESERVE BANKS ALL MEMBER BANKS IN THE NATION



LATEST DATA PLOTTED WEEK ENDING: NOVEMBER 5, 1980

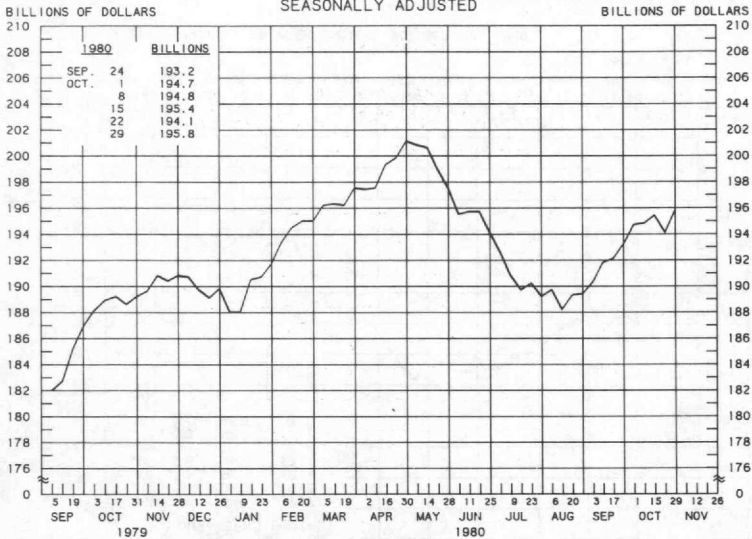
BUSINESS LOANS (COMMERCIAL AND INDUSTRIAL) WEEKLY REPORTING LARGE COMMERCIAL BANKS SEASONALLY ADJUSTED



LATEST DATA PLOTTED WEEK ENDING: OCTOBER 29, 1980

PREPARED BY FEDERAL RESERVE BANK OF ST. LOUIS

LARGE TIME DEPOSITS
ALL COMMERCIAL BANKS
AVERAGES OF DAILY FIGURES
SEASONALLY ADJUSTED



LATEST DATA PLOTTED WEEK ENDING: OCTOBER 29, 1980

CURRENT DATA APPEAR IN THE BOARD OF GOVERNORS' H.6 RELEASE.

TIME DEPOSITS ISSUED IN DENOMINATIONS OF \$100,000 OR MORE.

PREPARED BY FEDERAL RESERVE BANK OF ST. LOUIS