



U.S. FINANCIAL DATA

Week ending: October 8, 1980

LIBRARY

NOV 28 1980

The prime loan rate changed 15 times in both 1978 and 1979. Twice during 1978 and three times during 1979, these changes in the prime rate occurred intra-weekly. In contrast, the rate has already changed 27 times in 1980 (see page 6), and during six weeks the rate changed more than once. To capture these intra-week movements, the prime rate will henceforth be computed as a seven-day (Thursday-Wednesday) average rate in this release. Previously, the rate reported was the rate prevailing on the last day of the business week.

The 250 basis point increase in the prime rate over the past two months has tended to follow other short-term interest rates. This is especially true of the rate on 90-day certificates of deposit (CDs), which are a primary source of additional loanable funds to banks. For example, since the week ending August 1, the rate paid on 90-day CDs has increased about 340 basis points.

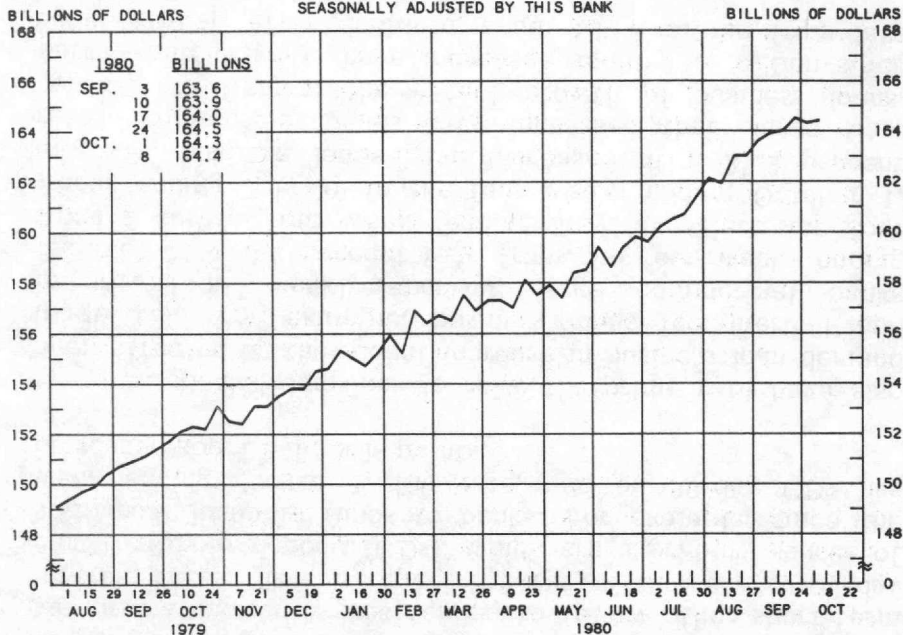
Banks' decisions to raise the prime rate have also been affected by the recent increase in business loan demand (page 11). For example, business loans (commercial and industrial) at weekly-reporting large commercial banks declined at a 4.2 percent rate from the four weeks ending April 2 to the four weeks ending July 30. Since the four weeks ending July 30 to the four weeks ending October 1, however, business loans have increased at a 22.2 percent rate. Commercial banks have increased their large time deposits to finance the recent growth of business loans. Large time deposits have increased about \$4.4 billion since early August, after declining about \$11.4 billion from late April until early August.

Prepared by Federal Reserve Bank of St. Louis

Released: October 10, 1980

ADJUSTED MONETARY BASE

AVERAGES OF DAILY FIGURES
SEASONALLY ADJUSTED BY THIS BANK



LATEST DATA PLOTTED WEEK ENDING: OCTOBER 8, 1980

THE ADJUSTED MONETARY BASE CONSISTS OF: (1) MEMBER BANK RESERVES AT THE FEDERAL RESERVE BANKS, (2) CURRENCY IN CIRCULATION (CURRENCY HELD BY THE PUBLIC AND IN THE VAULTS OF COMMERCIAL BANKS), AND (3) AN ADJUSTMENT FOR RESERVE REQUIREMENT RATIO CHANGES. THE MAJOR SOURCE OF THE ADJUSTED MONETARY BASE IS FEDERAL RESERVE CREDIT. DATA ARE COMPUTED BY THIS BANK. A DETAILED DESCRIPTION OF THE ADJUSTED MONETARY BASE IS AVAILABLE FROM THIS BANK.

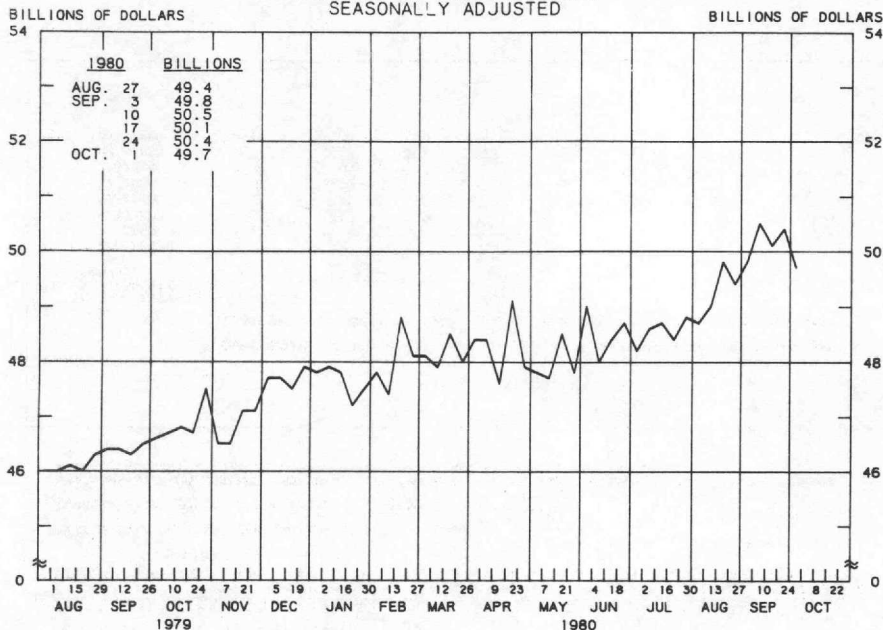
ADJUSTED MONETARY BASE

COMPOUNDED ANNUAL RATES OF CHANGE, AVERAGE OF FOUR WEEKS ENDING:

	10/10/79	1/9/80	3/5/80	4/9/80	5/7/80	6/11/80	7/9/80	8/6/80
TO THE AVERAGE OF FOUR WEEKS ENDING:								
3/ 5/80		7.9						
4/ 9/80		7.7	7.2					
5/ 7/80		7.0	6.1	4.9				
6/11/80		7.0	6.4	5.8	5.3			
7/ 9/80		7.3	6.8	6.6	6.5	8.3		
8/ 6/80		7.7	7.5	7.6	7.8	9.5	10.7	
9/10/80		8.5	8.6	8.9	9.4	11.0	12.4	13.7
10/ 8/80		8.4	8.5	8.7	9.1	10.3	11.2	11.7
								11.6

PREPARED BY FEDERAL RESERVE BANK OF ST. LOUIS

ADJUSTED BANK RESERVES ^{1/}
 AVERAGES OF DAILY FIGURES
 SEASONALLY ADJUSTED



LATEST DATA PLOTTED WEEK ENDING: OCTOBER 1, 1980

^{1/} ADJUSTED MONETARY BASE LESS CURRENCY HELD BY THE NONBANK PUBLIC (MEMBER BANK RESERVES AT FEDERAL RESERVE BANKS (+) CURRENCY HELD BY COMMERCIAL BANKS).

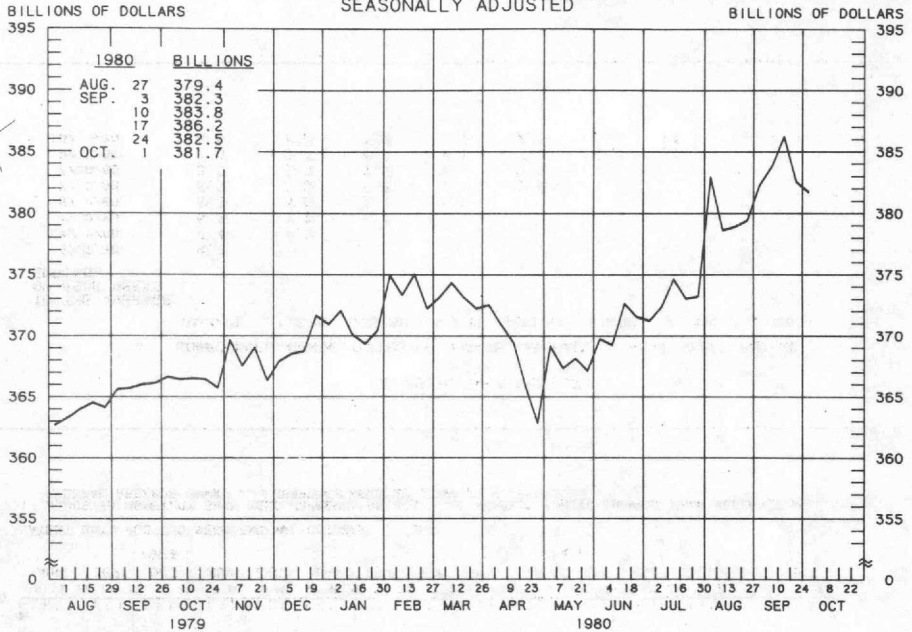
ADJUSTED BANK RESERVES

COMPOUNDED ANNUAL RATES OF CHANGE, AVERAGE OF FOUR WEEKS ENDING:

	10/3/79	1/2/80	2/27/80	4/2/80	4/30/80	6/4/80	7/2/80	7/30/80
TO THE AVERAGE OF FOUR WEEKS ENDING:								
2/27/80	8.2							
4/ 2/80	7.4	4.3						
4/30/80	6.8	3.9	3.7					
6/ 4/80	5.8	3.0	2.3	1.2				
7/ 2/80	5.2	2.5	1.8	0.8	0.0			
7/30/80	5.5	3.3	3.0	2.6	2.5	4.1		
9/ 3/80	7.0	5.7	6.1	6.5	7.3	10.3	15.2	
10/ 1/80	8.0	7.0	7.8	8.5	9.5	12.5	16.7	20.6

PREPARED BY FEDERAL RESERVE BANK OF ST. LOUIS

MONEY STOCK (M1A)
AVERAGES OF DAILY FIGURES
SEASONALLY ADJUSTED



LATEST DATA PLOTTED WEEK ENDING: OCTOBER 1, 1980

CURRENT DATA APPEAR IN THE BOARD OF GOVERNORS' H.6 RELEASE.

M1A CONSISTS OF CURRENCY AND COIN PLUS COMMERCIAL BANK DEMAND DEPOSITS HELD BY THE NONBANK PUBLIC EXCLUDING THOSE HELD BY FOREIGN BANKS AND OFFICIAL INSTITUTIONS.

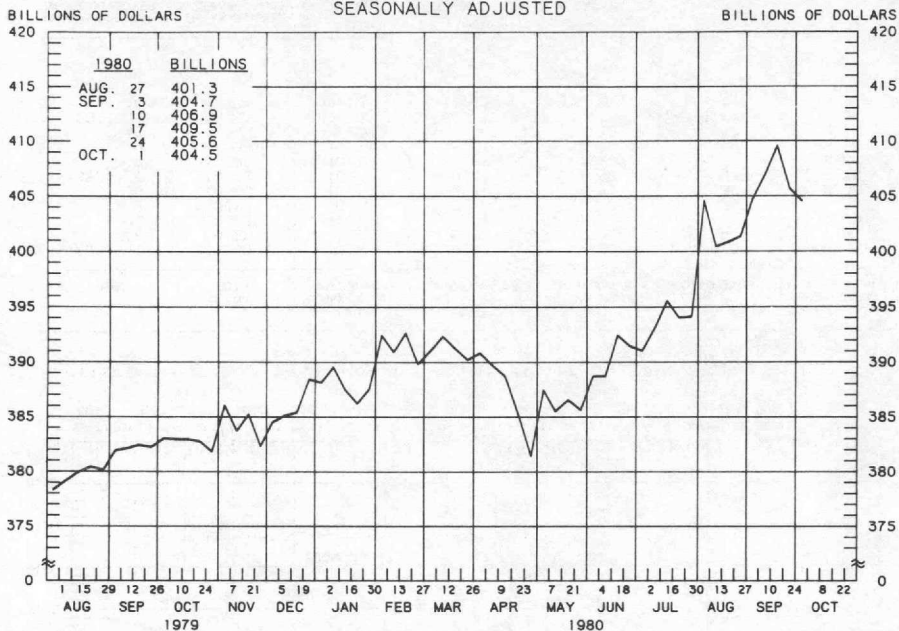
MONEY STOCK (M1A)

COMPOUNDED ANNUAL RATES OF CHANGE, AVERAGE OF FOUR WEEKS ENDING:

TO THE AVERAGE OF FOUR WEEKS ENDING:	10/3/79	1/2/80	2/27/80	4/2/80	4/30/80	6/4/80	7/2/80	7/30/80
2/27/80	5.4							
4/2/80	3.8	3.4						
4/30/80	0.5	-2.2	-9.9					
6/4/80	0.8	-1.1	-5.6	-7.4				
7/2/80	1.8	0.6	-2.1	-2.0	6.3			
7/30/80	2.4	1.6	-0.4	0.2	6.8	9.5		
9/3/80	4.1	4.0	3.1	4.4	10.2	13.3	14.3	
10/1/80	4.8	5.0	4.4	5.8	10.9	13.4	14.2	17.0

PREPARED BY FEDERAL RESERVE BANK OF ST. LOUIS

MONEY STOCK (M1B)
 AVERAGES OF DAILY FIGURES
 SEASONALLY ADJUSTED



LATEST DATA PLOTTED WEEK ENDING: OCTOBER 1, 1980

CURRENT DATA APPEAR IN THE BOARD OF GOVERNORS' H.6 RELEASE.

M1B CONSISTS OF M1A PLUS OTHER CHECKABLE DEPOSITS AT ALL DEPOSITARY INSTITUTIONS.

MONEY STOCK (M1B)

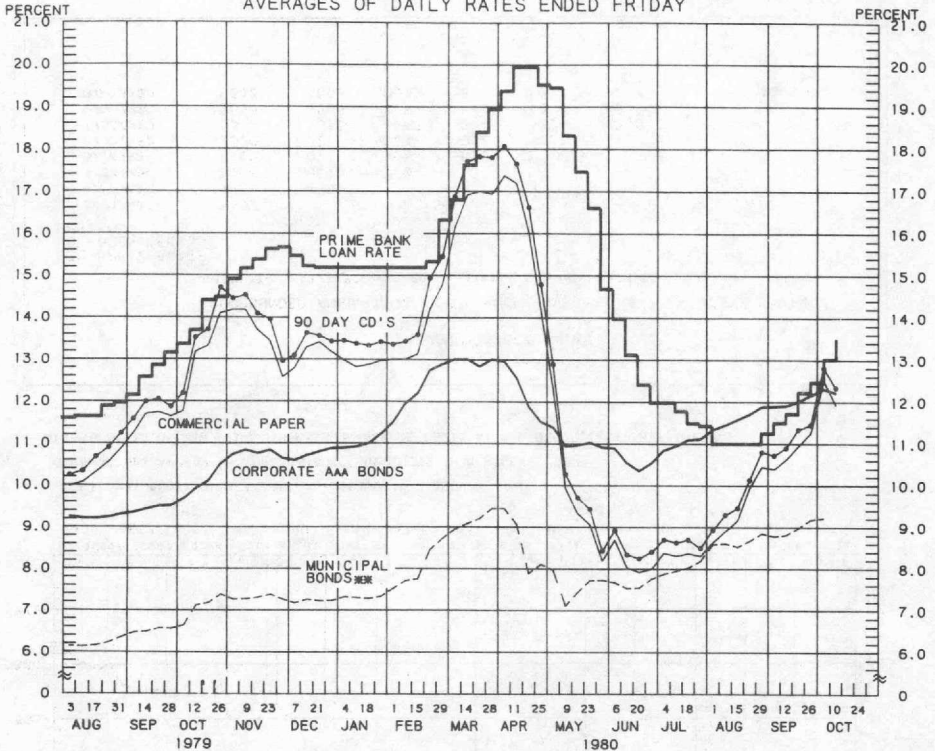
COMPOUNDED ANNUAL RATES OF CHANGE, AVERAGE OF FOUR WEEKS ENDING:

TO THE AVERAGE OF FOUR WEEKS ENDING:	10/3/79	1/2/80	2/27/80	4/2/80	4/30/80	6/4/80	7/2/80	7/30/80
2/27/80	5.9							
4/2/80	4.6	4.5						
4/30/80	1.8	-0.4	-7.3					
6/4/80	1.6	-0.1	-4.5	-6.5				
7/2/80	3.0	2.1	-0.4	-0.2	7.1			
7/30/80	3.7	3.3	1.7	2.4	8.4	13.5		
9/3/80	5.5	5.8	5.2	6.6	12.0	16.7	17.2	
10/1/80	6.3	6.9	6.6	8.1	12.9	16.7	17.1	19.6

PREPARED BY FEDERAL RESERVE BANK OF ST. LOUIS

YIELDS ON SELECTED SECURITIES

AVERAGES OF DAILY RATES ENDED FRIDAY



LATEST DATA PLOTTED ARE AVERAGES OF RATES AVAILABLE FOR THE WEEK ENDING: OCTOBER 10, 1980

1980	90 DAY CD'S	PRIME COMMERCIAL PAPER ^{***}	PRIME BANKERS' ACCEPTANCES	CORPORATE AAA BONDS	CORPORATE BAA BONDS	MUNICIPAL BONDS ^{**}
AUG. 1	8.93	8.64	8.97	11.33	12.70	8.59
8	9.29	8.90	9.14	11.44	12.97	8.61
15	9.46	9.16	9.39	11.57	13.07	8.53
22	10.13	9.93	10.14	11.70	13.28	8.56
29	10.80	10.44	10.77	11.88	13.37	8.85
SEP. 5	10.72	10.39	10.63	11.89	13.55	8.78
12	10.90	10.62	10.80	11.90	13.57	8.82
19	11.34	10.94	11.07	12.00	13.69	8.98
26	11.45	11.25	11.37	12.15	13.82	9.18
OCT. 3	12.81	12.51	12.51	12.30	14.12	9.22
10 *	12.34	11.93	12.13	12.21	14.12	N.A.
17						
24						
31						

* AVERAGES OF RATES AVAILABLE.

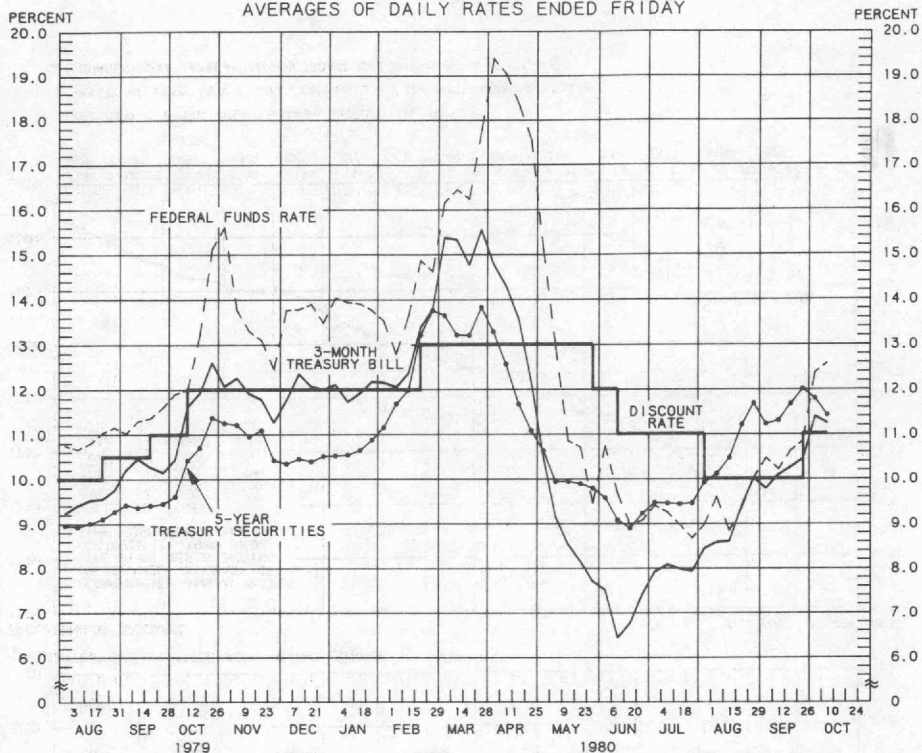
** BOND BUYER'S AVERAGE INDEX OF 20 MUNICIPAL BONDS, THURSDAY DATA.

*** DATA ARE 4-MONTH COMMERCIAL PAPER RATES.

N.A. - NOT AVAILABLE

PREPARED BY FEDERAL RESERVE BANK OF ST. LOUIS

SELECTED INTEREST RATES AVERAGES OF DAILY RATES ENDED FRIDAY



LATEST DATA PLOTTED ARE AVERAGES OF RATES AVAILABLE FOR THE WEEK ENDING: OCTOBER 10, 1980

1980	FEDERAL FUNDS ^{***}	3-MONTH TREASURY BILL	6-MONTH TREASURY BILL ^{***}	1-YEAR TREASURY BILL	5-YEAR TREASURY SECURITIES	LONG-TERM TREASURY SECURITIES
AUG. 1	8.98	8.44	8.28	8.43	9.92	10.51
8	9.60	8.58	8.87	8.61	10.12	10.65
15	8.85	8.60	8.89	8.94	10.47	10.86
22	9.35	9.41	9.77	9.85	11.21	11.02
29	10.03	10.01	10.25	10.28	11.69	11.26
SEP. 5	10.47	9.78	10.25	9.84	11.25	11.03
12	10.22	10.09	10.23	10.15	11.31	11.14
19	10.64	10.28	10.88	10.58	11.68	11.37
26	10.86	10.45	10.82	10.94	12.01	11.66
OCT. 3	12.38	11.39	11.72	11.14	11.80	11.71
10 [*]	12.59	11.24	11.14	10.85	11.43	11.35
17						
24						
31						

^{*} AVERAGES OF RATES AVAILABLE

^{**} SEVEN-DAY AVERAGES FOR WEEK ENDING WEDNESDAY TWO DAYS EARLIER THAN DATE SHOWN.

^{***} CURRENT DATA APPEAR IN THE BOARD OF GOVERNORS' H.9 RELEASE.

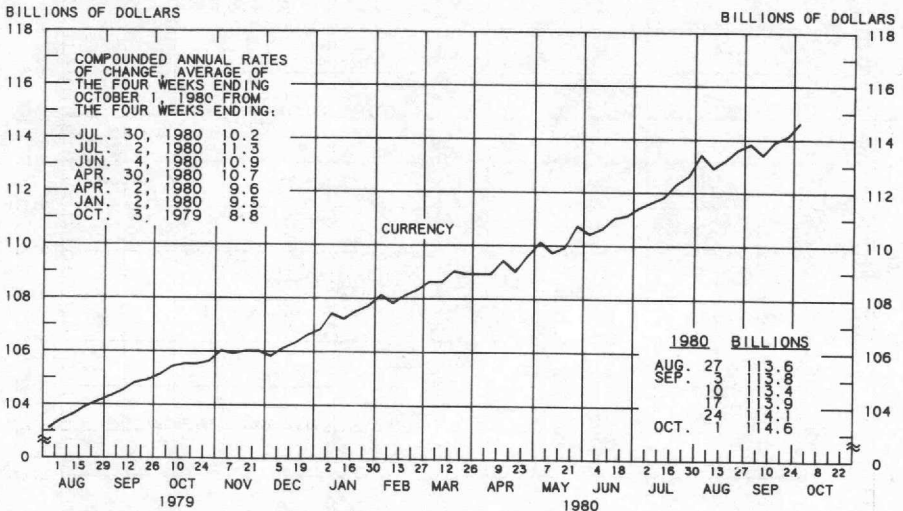
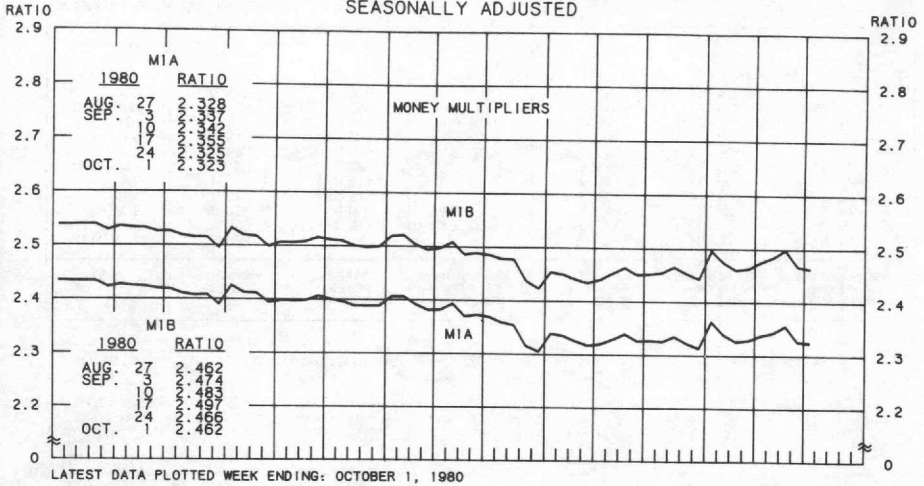
^{****} NEW ISSUE RATE

RATES ON LONG-TERM TREASURY SECURITIES ARE COMPUTED BY THE FEDERAL RESERVE BANK OF ST. LOUIS.

TREASURY BILL YIELDS ON DISCOUNT BASIS.

PREPARED BY FEDERAL RESERVE BANK OF ST. LOUIS

MULTIPLIERS ^{1/}
 CURRENCY OF MONEY STOCK MEASURES ^{2/}
 AVERAGES OF DAILY FIGURES
 SEASONALLY ADJUSTED

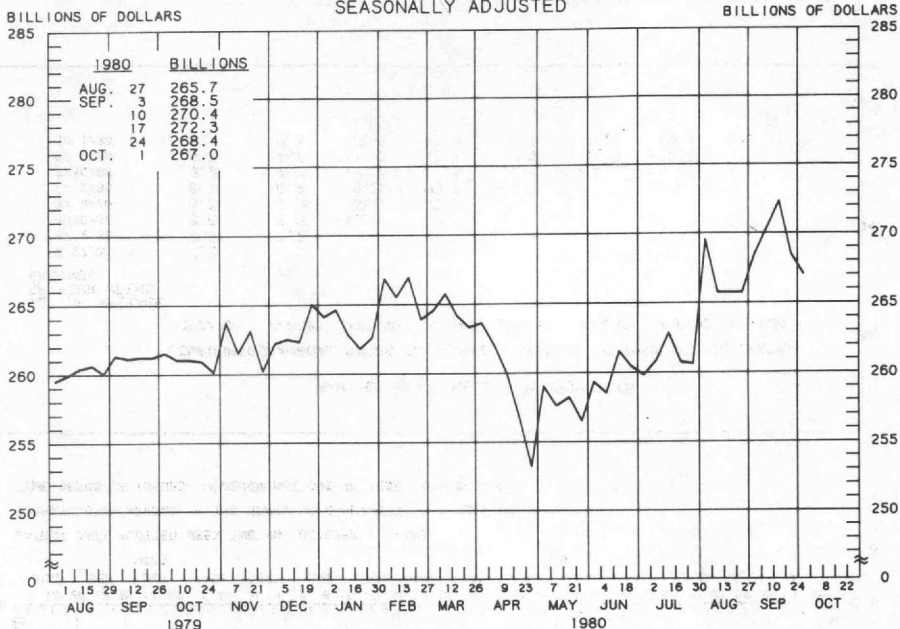


LATEST DATA PLOTTED WEEK ENDING: OCTOBER 1, 1980

- 1/ RATIO OF MONEY STOCK (MIA) OR (MIB) TO ADJUSTED MONETARY BASE
- 2/ CURRENT DATA APPEAR IN THE BOARD OF GOVERNORS' H.6 RELEASE.

DEMAND DEPOSIT COMPONENT OF MONEY STOCK (M1A)

AVERAGES OF DAILY FIGURES
SEASONALLY ADJUSTED

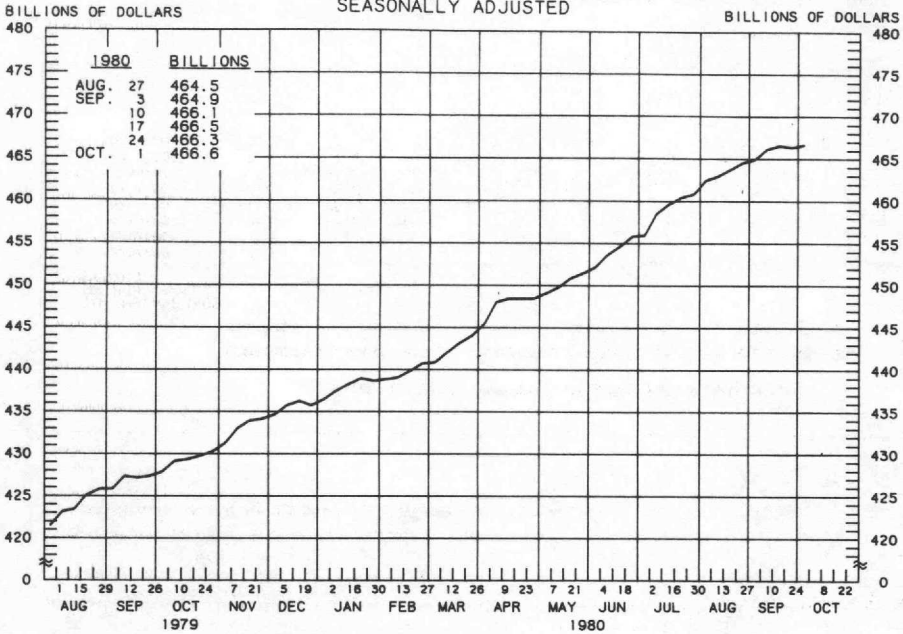


LATEST DATA PLOTTED WEEK ENDING: OCTOBER 1, 1980
 CURRENT DATA APPEAR IN THE BOARD OF GOVERNORS' H.6 RELEASE.

DEMAND DEPOSIT COMPONENT OF MONEY STOCK (M1A)								
COMPOUNDED ANNUAL RATES OF CHANGE, AVERAGE OF FOUR WEEKS ENDING:								
	10/3/79	1/2/80	2/27/80	4/2/80	4/30/80	6/4/80	7/2/80	7/30/80
TO THE AVERAGE OF FOUR WEEKS ENDING:								
2/27/80	4.3							
4/2/80	2.2	1.1						
4/30/80	-2.2	-6.2	-15.8					
6/4/80	-1.9	-5.0	-10.6	-13.0				
7/2/80	-0.6	-2.6	-6.1	-6.1	4.8			
7/30/80	-0.0	-1.5	-4.0	-3.4	5.1	8.6		
9/3/80	2.1	1.6	0.4	2.0	9.7	13.8	14.8	
10/1/80	3.1	3.0	2.3	4.1	10.9	14.4	15.3	19.8

PREPARED BY FEDERAL RESERVE BANK OF ST. LOUIS

SAVINGS PLUS SMALL TIME DEPOSITS
ALL COMMERCIAL BANKS
AVERAGES OF DAILY FIGURES
SEASONALLY ADJUSTED



LATEST DATA PLOTTED WEEK ENDING: OCTOBER 1, 1980

CURRENT DATA APPEAR IN THE BOARD OF GOVERNORS' H.6 RELEASE.

TIME DEPOSITS ISSUED IN DENOMINATIONS OF LESS THAN \$100,000.

SAVINGS PLUS SMALL TIME DEPOSITS

COMPOUNDED ANNUAL RATES OF CHANGE, AVERAGE OF FOUR WEEKS ENDING:

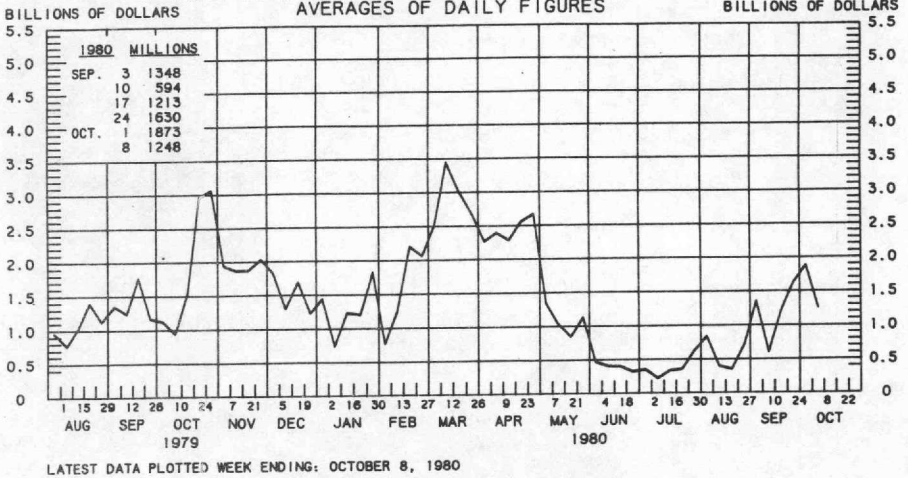
10/3/79 1/2/80 2/27/80 4/2/80 4/30/80 6/4/80 7/2/80 7/30/80

TO THE AVERAGE
OF FOUR WEEKS
ENDING:

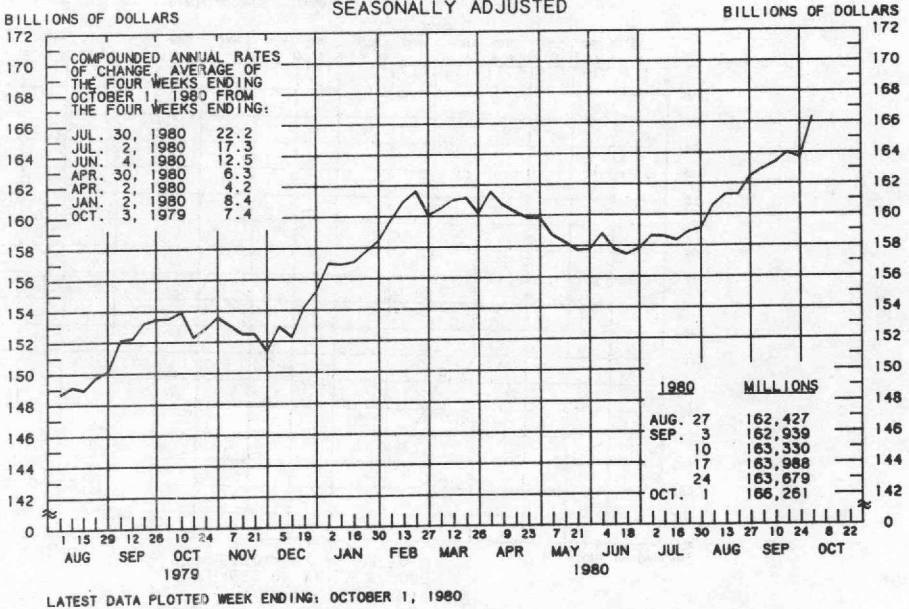
2/27/80	7.2							
4/ 2/80	7.7	7.2						
4/30/80	8.6	8.9	12.0					
6/ 4/80	8.3	8.3	10.0	10.0				
7/ 2/80	8.7	8.9	10.5	10.7	8.9			
7/30/80	9.2	9.7	11.2	11.6	10.7	13.4		
9/ 3/80	9.3	9.7	11.0	11.2	10.5	12.0	12.0	
10/ 1/80	9.1	9.4	10.4	10.5	9.8	10.8	10.4	8.6

PREPARED BY FEDERAL RESERVE BANK OF ST. LOUIS

BORROWINGS FROM FEDERAL RESERVE BANKS ALL MEMBER BANKS IN THE NATION

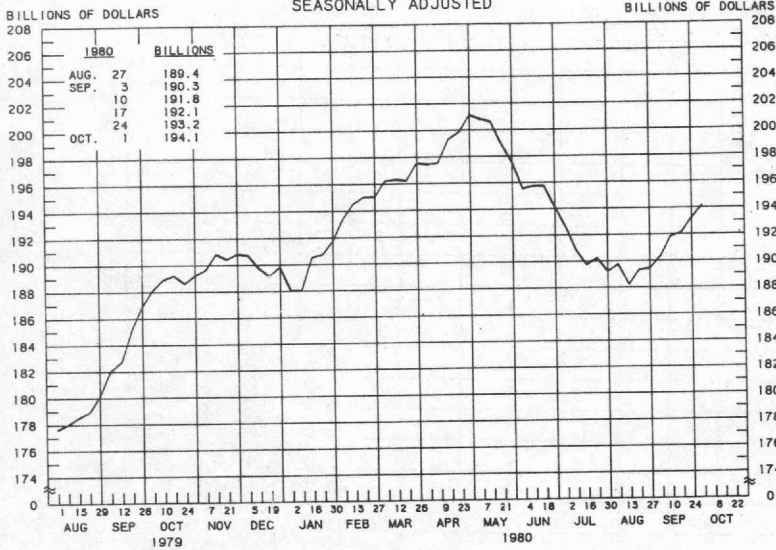


BUSINESS LOANS (COMMERCIAL AND INDUSTRIAL) WEEKLY REPORTING LARGE COMMERCIAL BANKS SEASONALLY ADJUSTED



PREPARED BY FEDERAL RESERVE BANK OF ST. LOUIS

LARGE TIME DEPOSITS
ALL COMMERCIAL BANKS
AVERAGES OF DAILY FIGURES
SEASONALLY ADJUSTED



LATEST DATA PLOTTED WEEK ENDING: OCTOBER 1, 1980
CURRENT DATA APPEAR IN THE BOARD OF GOVERNORS' H.6 RELEASE.
TIME DEPOSITS ISSUED IN DENOMINATIONS OF \$100,000 OR MORE.

PREPARED BY FEDERAL RESERVE BANK OF ST. LOUIS