



U.S. FINANCIAL DATA

Week ending: August 20, 1980

LIBRARY
NOV 28 1980

The effective costs to business firms of borrowing at the commercial bank prime rate depends on whether interest rates are fixed for the maturity of the loans or change when the prime rate changes while loans are outstanding. Surveys of the terms on business loans at commercial banks conducted in February and May of this year indicate that about half of the short-term business loans (average maturity of approximately three months) were at fixed interest rates, and the remaining loans were at floating rates.

The table below indicates the difference between the average prime rate each week and the average prime rate in the following 13 weeks (91 days). During January and February and the first week of March of this year, borrowing at a fixed rate would have been less expensive, because of subsequent increases in the prime rate. Beginning in March, however, the fixed rate became higher than the floating rate, with the differential rising to above 5 percentage points. Changes that have occurred this year in the relation between the prevailing prime rate and the average prime rate in subsequent weeks indicate how the decision on whether loans are made at a fixed or floating prime interest rate can affect the effective costs of borrowing and the revenue of banks.

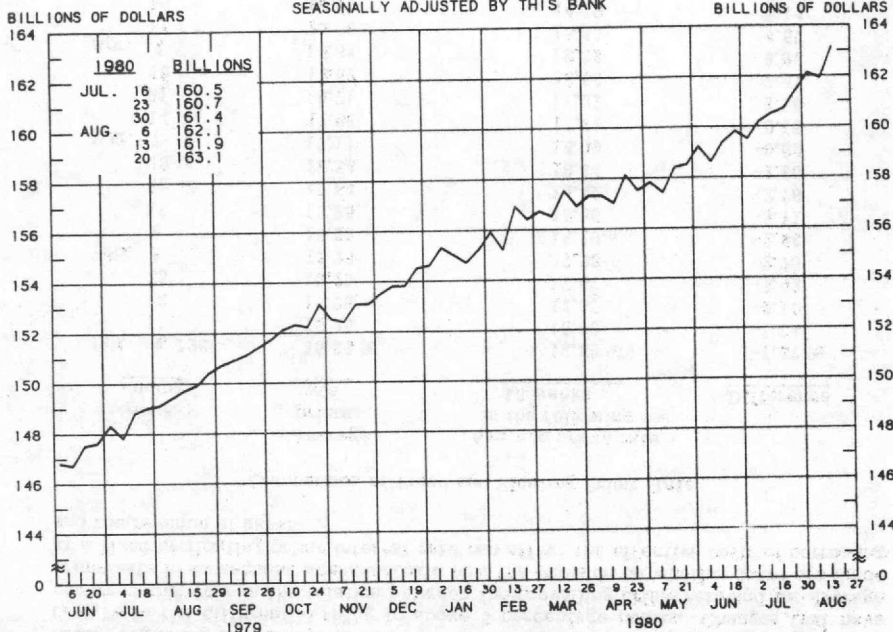
Comparison of Fixed and Floating Prime Rate

<u>Week ending</u>	<u>Average prime rate</u>	<u>Average prime rate in the following 13 weeks</u>	<u>Difference</u>
Jan. 4, 1980	15.25 %	16.62 %	-1.37 %
11	15.25	16.99	-1.74
18	15.25	17.35	-2.10
25	15.25	17.67	-2.42
Feb. 1	15.25	17.98	-2.73
8	15.25	18.19	-2.94
15	15.25	18.36	-3.11
22	15.64	18.42	-2.78
29	16.54	18.34	-1.80
Mar. 7	17.11	18.09	-0.98
14	17.86	17.71	0.15
21	18.71	17.21	1.50
28	19.07	16.66	2.41
Apr. 4	19.64	16.08	3.56
11	20.00	15.43	4.57
18	19.93	14.79	5.14
25	19.50	14.15	5.35
May 2	19.21	13.52	5.69
9	18.07	12.98	5.09
16	17.36	12.49	4.87
23	16.50	12.07	4.43

Prepared by Federal Reserve Bank of St. Louis
Released: August 22, 1980

ADJUSTED MONETARY BASE

AVERAGES OF DAILY FIGURES
SEASONALLY ADJUSTED BY THIS BANK



LATEST DATA PLOTTED WEEK ENDING: AUGUST 20, 1980

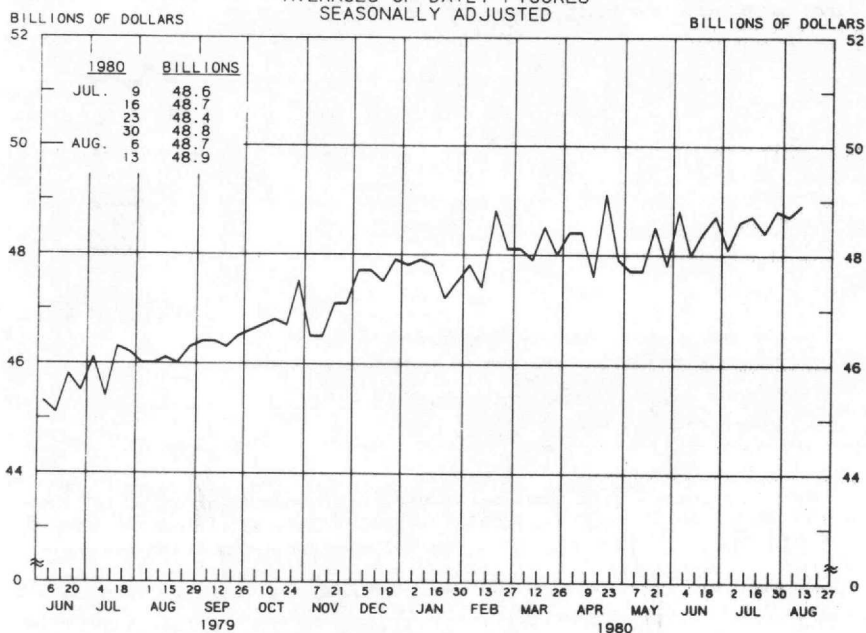
THE ADJUSTED MONETARY BASE CONSISTS OF: (1) MEMBER BANK RESERVES AT THE FEDERAL RESERVE BANKS, (2) CURRENCY IN CIRCULATION (CURRENCY HELD BY THE PUBLIC AND IN THE VAULTS OF COMMERCIAL BANKS), AND (3) AN ADJUSTMENT FOR RESERVE REQUIREMENT RATIO CHANGES. THE MAJOR SOURCE OF THE ADJUSTED MONETARY BASE IS FEDERAL RESERVE CREDIT. DATA ARE COMPUTED BY THIS BANK. A DETAILED DESCRIPTION OF THE ADJUSTED MONETARY BASE IS AVAILABLE FROM THIS BANK.

ADJUSTED MONETARY BASE

COMPOUNDED ANNUAL RATES OF CHANGE, AVERAGE OF FOUR WEEKS ENDING:

	8/22/79	11/21/79	1/23/80	2/20/80	3/19/80	4/23/80	5/21/80	6/18/80
TO THE AVERAGE OF FOUR WEEKS ENDING:								
1/23/80	8.7							
2/20/80	8.6	8.1						
3/19/80	8.6	8.2	8.2					
4/23/80	8.0	7.3	6.6	6.1				
5/21/80	7.5	6.7	5.8	5.2	3.7			
6/18/80	7.7	7.0	6.5	6.2	5.5	6.4		
7/23/80	7.8	7.3	7.0	6.8	6.4	7.3	9.1	
8/20/80	8.4	8.2	8.2	8.3	8.2	9.4	11.4	12.2

ADJUSTED BANK RESERVES \downarrow AVERAGES OF DAILY FIGURES SEASONALLY ADJUSTED



LATEST DATA PLOTTED WEEK ENDING: AUGUST 13, 1980

1/ ADJUSTED MONETARY BASE LESS CURRENCY HELD BY THE NONBANK PUBLIC (MEMBER BANK RESERVES AT FEDERAL RESERVE BANKS (+) CURRENCY HELD BY COMMERCIAL BANKS).

ADJUSTED BANK RESERVES

COMPOUNDED ANNUAL RATES OF CHANGE, AVERAGE OF FOUR WEEKS ENDING:

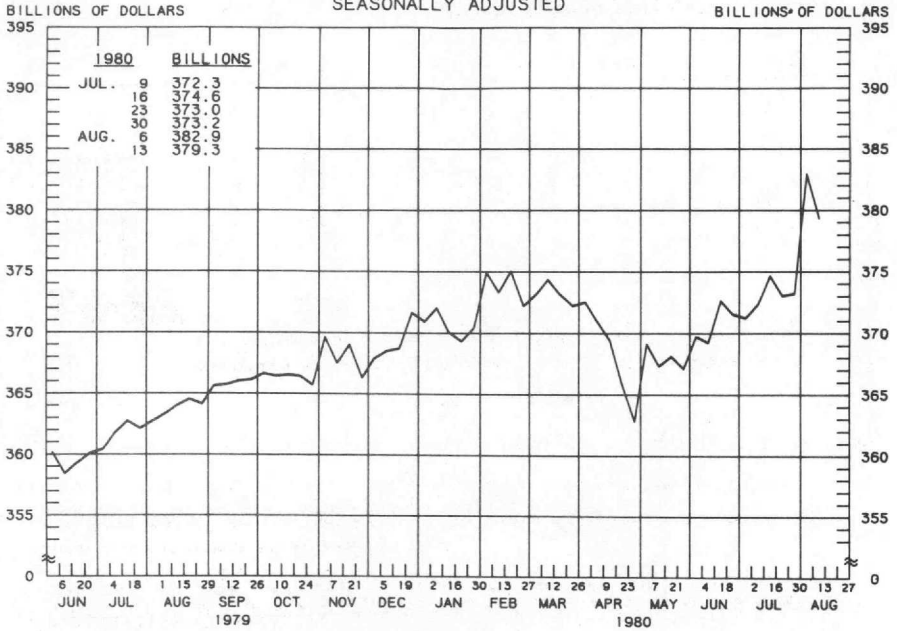
8/15/79 11/14/79 1/16/80 2/13/80 3/12/80 4/16/80 5/14/80 6/11/80

TO THE AVERAGE
OF FOUR WEEKS
ENDING:

1/16/80	9.5						
2/13/80	6.2	6.1					
3/12/80	8.0	9.4	4.1				
4/16/80	6.5	6.7	1.7	7.5			
5/14/80	5.8	5.6	1.3	5.1	-1.2		
6/11/80	5.8	5.6	2.1	5.2	0.8	2.7	
7/16/80	5.7	5.4	2.5	5.0	1.8	3.4	4.9
8/13/80	5.6	5.4	2.9	5.1	2.5	3.9	5.1 4.9

PREPARED BY FEDERAL RESERVE BANK OF ST. LOUIS

MONEY STOCK (M1A) AVERAGES OF DAILY FIGURES SEASONALLY ADJUSTED



LATEST DATA PLOTTED WEEK ENDING: AUGUST 13, 1980

CURRENT DATA APPEAR IN THE BOARD OF GOVERNORS' H.6 RELEASE.

M1A CONSISTS OF CURRENCY AND COIN PLUS COMMERCIAL BANK DEMAND DEPOSITS HELD BY THE NONBANK PUBLIC EXCLUDING THOSE HELD BY FOREIGN BANKS AND OFFICIAL INSTITUTIONS.

MONEY STOCK (M1A)

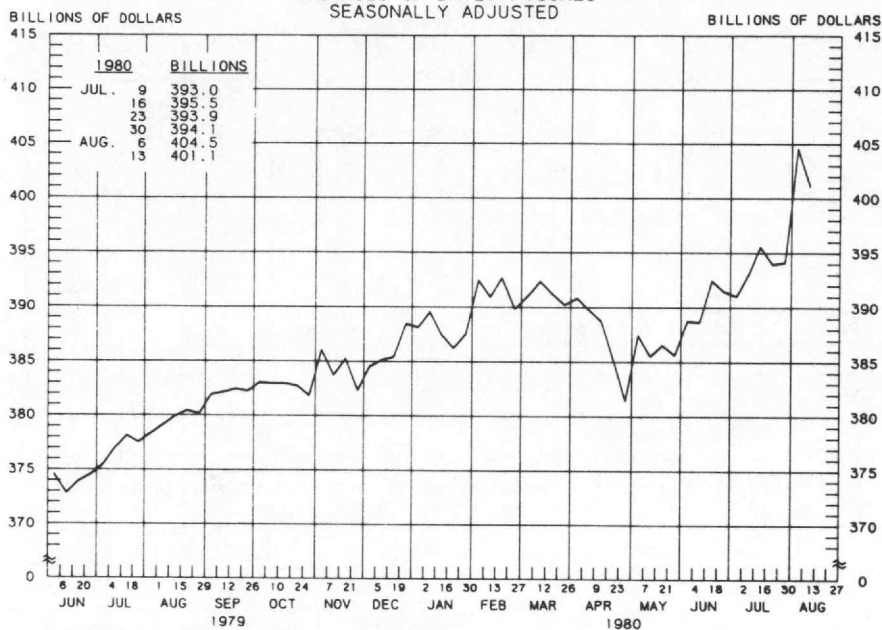
COMPOUNDED ANNUAL RATES OF CHANGE, AVERAGE OF FOUR WEEKS ENDING:

TO THE AVERAGE
OF FOUR WEEKS
ENDING:

	1/15/79	11/14/79	1/15/80	2/13/80	3/12/80	4/16/80	5/14/80	6/11/80
1/16/80	5.4							
2/13/80	5.0							
3/12/80	5.2		5.4	4.6				
4/16/80	3.4		2.6	0.2	-1.1			
5/14/80	1.2	-0.5	-3.9	-6.0	-10.9			
6/11/80	1.8	0.6	-1.7	-2.9	-5.5	-4.8		
7/16/80	2.8	2.1	0.7	0.3	-1.0	1.2	10.0	
8/13/80	3.9	3.6	2.8	2.8	2.2	4.9	12.3	14.3

PREPARED BY FEDERAL RESERVE BANK OF ST. LOUIS

MONEY STOCK (M1B) AVERAGES OF DAILY FIGURES SEASONALLY ADJUSTED



LATEST DATA PLOTTED WEEK ENDING: AUGUST 13, 1980

CURRENT DATA APPEAR IN THE BOARD OF GOVERNORS' H.6 RELEASE.

M1B CONSISTS OF M1A PLUS OTHER CHECKABLE DEPOSITS AT ALL DEPOSITORY INSTITUTIONS.

MONEY STOCK (M1B)

COMPOUNDED ANNUAL RATES OF CHANGE, AVERAGE OF FOUR WEEKS ENDING:

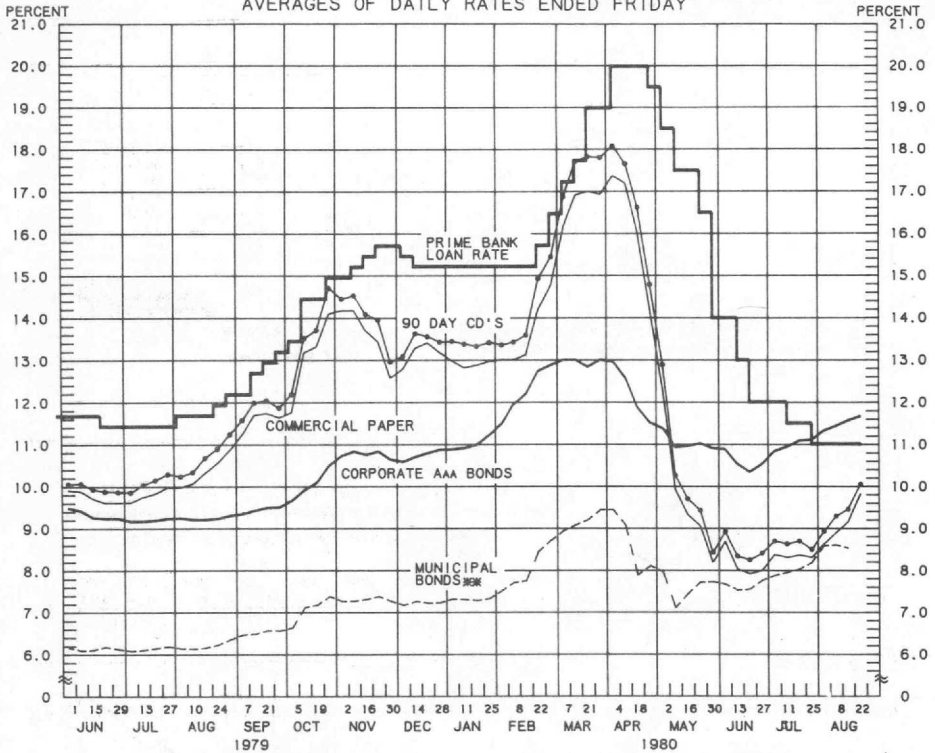
8/15/79 11/14/79 1/16/80 2/13/80 3/12/80 4/16/80 5/14/80 6/11/80

TO THE AVERAGE
OF FOUR WEEKS
ENDING:

1/16/80	6.2						
2/13/80	5.7	6.1					
3/12/80	5.9	6.4	5.1				
4/16/80	4.4	3.9	1.6	0.9			
5/14/80	2.2	0.7	-2.7	-4.4	-9.2		
6/11/80	2.8	1.7	-0.6	-1.5	-4.0	-4.1	
7/16/80	4.0	3.5	2.2	2.1	1.0	2.9	12.3
8/13/80	5.2	5.2	4.5	4.7	4.3	6.8	14.8
							17.6

PREPARED BY FEDERAL RESERVE BANK OF ST. LOUIS

YIELDS ON SELECTED SECURITIES AVERAGES OF DAILY RATES ENDED FRIDAY



1980	90 DAY CD'S	PRIME COMMERCIAL PAPER	PRIME BANKERS' ACCEPTANCES	CORPORATE AAA BONDS	CORPORATE BAA BONDS	MUNICIPAL BONDS
JUNE 6	8.92	8.69	8.68	10.88	12.92	7.67
13	8.34	8.03	8.06	10.53	12.82	7.53
20	8.25	7.92	8.08	10.34	12.60	7.55
27	8.41	8.00	8.33	10.53	12.48	7.76
JULY 4	8.70	8.38	8.66	10.84	12.66	7.88
11	8.63	8.31	8.58	10.94	12.61	7.95
18	8.70	8.37	8.55	11.09	12.66	8.03
25	8.50	8.31	8.44	11.11	12.65	8.19
AUG. 1	8.93	8.64	8.97	11.33	12.70	8.59
8	9.29	8.90	9.14	11.44	12.97	8.61
15	9.46	9.16	9.39	11.57	13.07	8.53
22	10.05	9.82	10.09	11.67	13.29	N.A.
29						

⌘ AVERAGES OF RATES AVAILABLE.

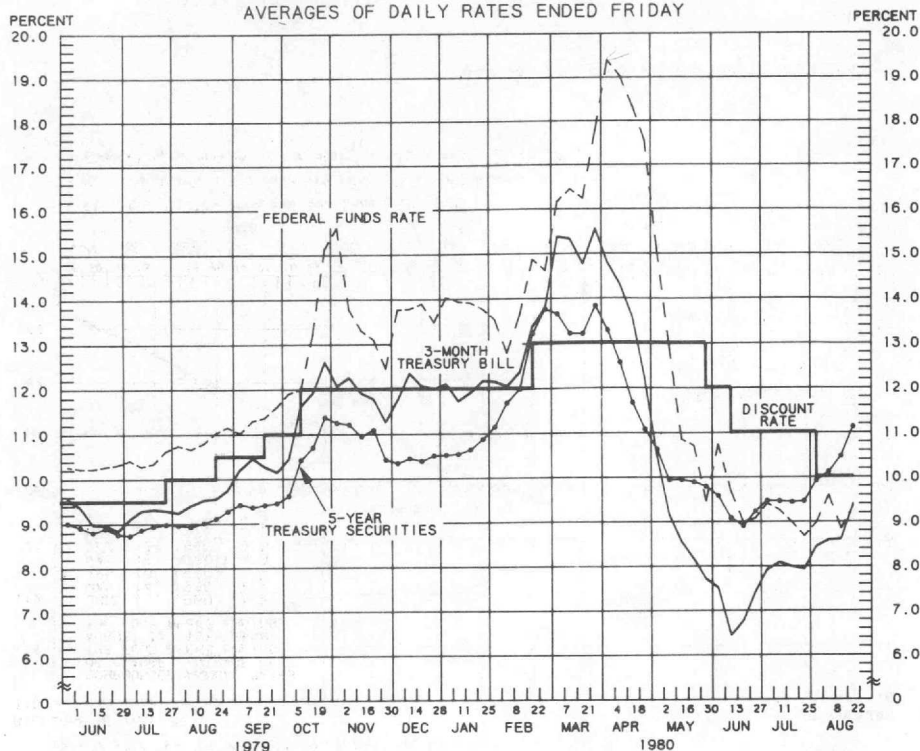
⌘ BOND BUYER'S AVERAGE INDEX OF 20 MUNICIPAL BONDS, THURSDAY DATA.

⌘ DATA ARE 4-MONTH COMMERCIAL PAPER RATES.

N.A. - NOT AVAILABLE

PREPARED BY FEDERAL RESERVE BANK OF ST. LOUIS

SELECTED INTEREST RATES AVERAGES OF DAILY RATES ENDED FRIDAY



LATEST DATA PLOTTED ARE AVERAGES OF RATES AVAILABLE FOR THE WEEK ENDING: AUGUST 22, 1980

1980	FEDERAL FUNDS RATE	3-MONTH TREASURY BILL	6-MONTH TREASURY BILL	1-YEAR TREASURY BILL	5-YEAR TREASURY SECURITIES	LONG-TERM TREASURY SECURITIES
JUNE 6	10.74	7.51	8.17	7.91	9.58	10.08
13	9.68	6.44	6.94	7.23	9.08	9.64
20	8.99	6.76	6.66	7.30	8.90	9.45
27	9.08	7.42	7.11	7.65	9.23	9.74
JULY 4	9.41	7.92	8.10	7.86	9.47	10.05
11	9.26	8.08	8.11	7.91	9.46	10.13
18	8.98	7.98	8.11	7.93	9.44	10.16
25	8.68	7.93	7.91	7.94	9.46	10.17
AUG. 1	8.98	8.44	8.28	8.43	9.92	10.51
8	9.60	8.58	8.87	8.61	10.12	10.65
15	8.85	8.60	8.89	8.94	10.47	10.86
22 *	9.35	9.38	9.77	9.83	11.13	11.01
29						

* AVERAGES OF RATES AVAILABLE.

SEVEN-DAY AVERAGES FOR WEEK ENDING WEDNESDAY TWO DAYS EARLIER THAN DATE SHOWN.

CURRENT DATA APPEAR IN THE BOARD OF GOVERNORS' H.9 RELEASE.

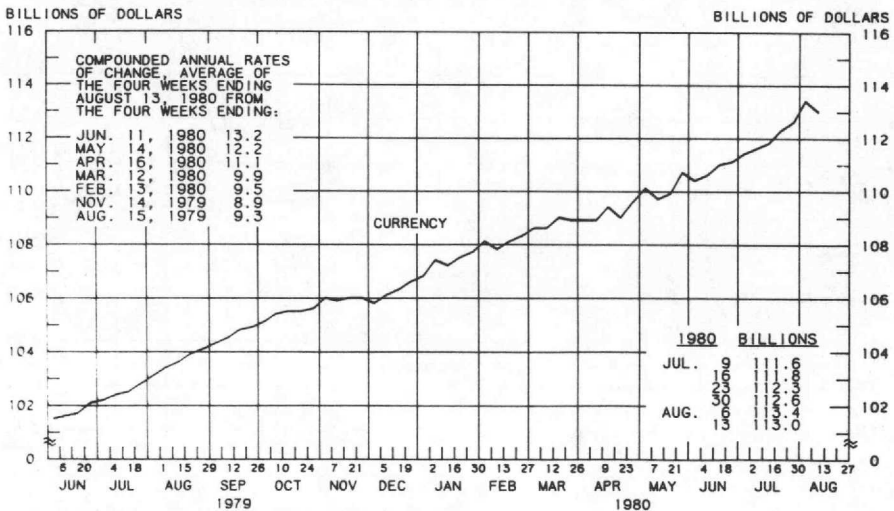
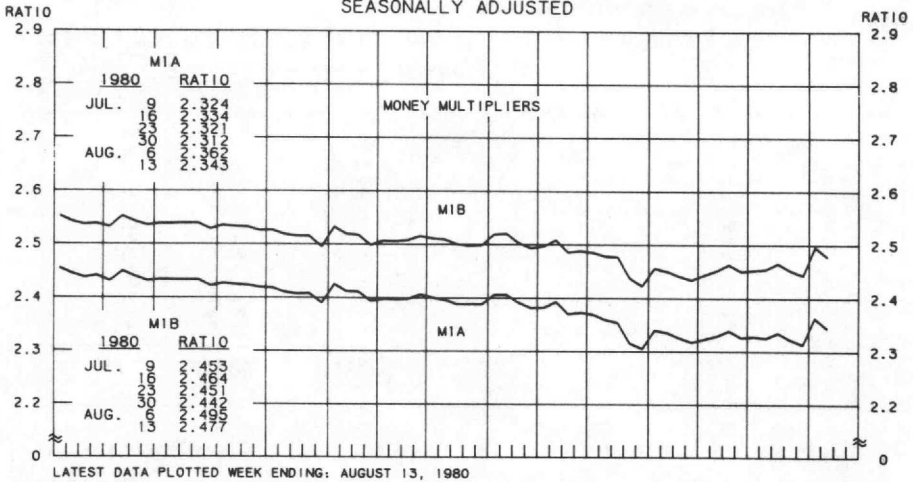
NEW ISSUE RATE

RATES ON LONG-TERM TREASURY SECURITIES ARE COMPUTED BY THE FEDERAL RESERVE BANK OF ST. LOUIS.

TREASURY BILL YIELDS ON DISCOUNT BASIS.

PREPARED BY FEDERAL RESERVE BANK OF ST. LOUIS

MULTIPLIERS ^{1/}
CURRENCY OF MONEY STOCK MEASURES ^{2/}
AVERAGES OF DAILY FIGURES
SEASONALLY ADJUSTED



LATEST DATA PLOTTED WEEK ENDING: AUGUST 13, 1980

1/ RATIO OF MONEY STOCK (M1A) OR (M1B) TO ADJUSTED MONETARY BASE

2/ CURRENT DATA APPEAR IN THE BOARD OF GOVERNORS' H.6 RELEASE.

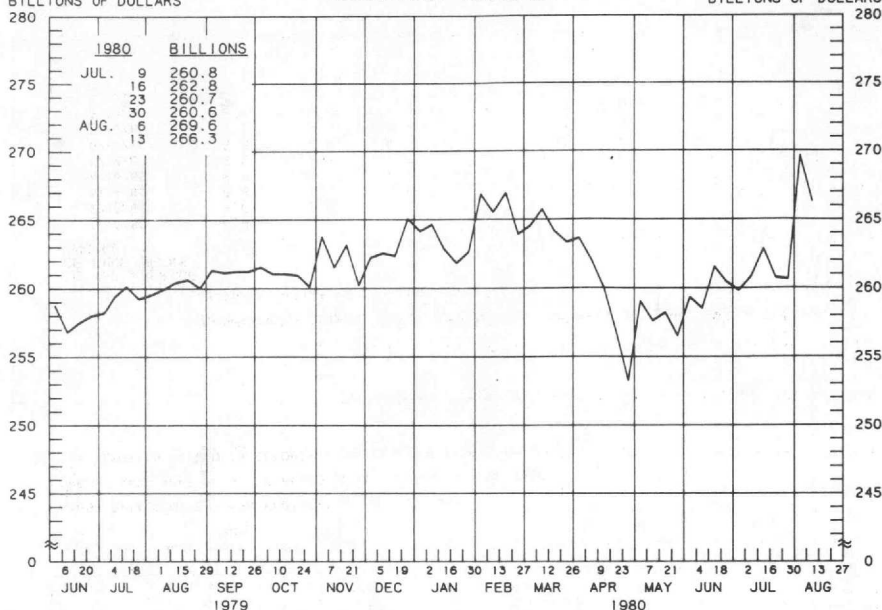
PREPARED BY FEDERAL RESERVE BANK OF ST. LOUIS

DEMAND DEPOSIT COMPONENT OF MONEY STOCK (M1A)

AVERAGES OF DAILY FIGURES
SEASONALLY ADJUSTED

BILLIONS OF DOLLARS

BILLIONS OF DOLLARS



LATEST DATA PLOTTED WEEK ENDING: AUGUST 13, 1980

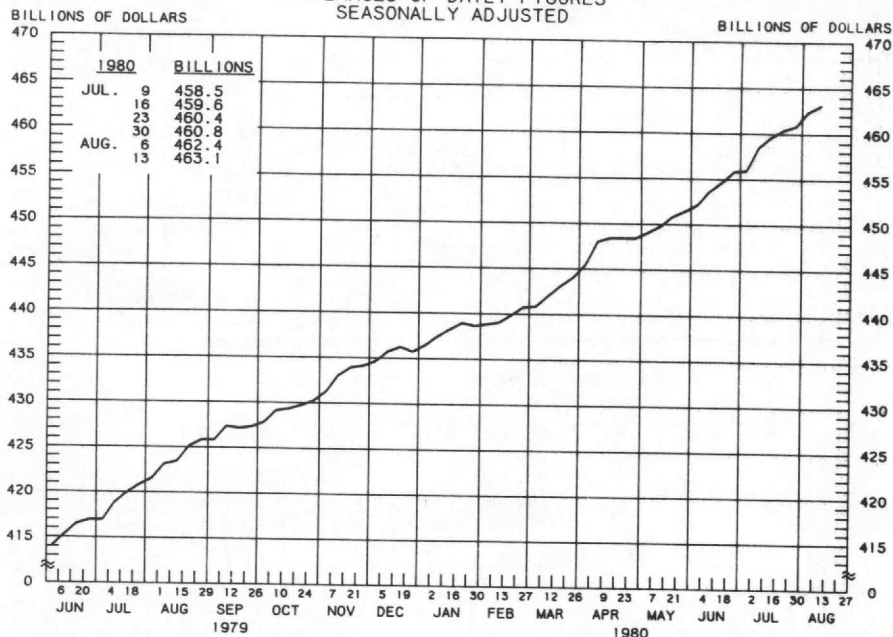
CURRENT DATA APPEAR IN THE BOARD OF GOVERNORS' H.6 RELEASE.

DEMAND DEPOSIT COMPONENT OF MONEY STOCK (M1A)

COMPOUNDED ANNUAL RATES OF CHANGE, AVERAGE OF FOUR WEEKS ENDING:

	8/15/79	11/14/79	1/16/80	2/13/80	3/12/80	4/16/80	5/14/80	6/11/80
TO THE AVERAGE OF FOUR WEEKS ENDING:								
1/16/80	4.0							
2/13/80	3.4							
3/12/80	3.7	4.0	3.0					
4/16/80	1.4	0.5	-2.8	-4.3				
5/14/80	-1.6	-3.7	-8.3	-10.9	-17.3			
6/11/80	-0.8	-2.3	-5.5	-6.9	-10.4	-9.7		
7/16/80	0.5	-0.3	-2.3	-2.8	-4.6	-1.8	10.1	
8/13/80	1.7	1.4	0.1	0.1	-0.9	2.5	12.4	14.7

PREPARED BY FEDERAL RESERVE BANK OF ST. LOUIS



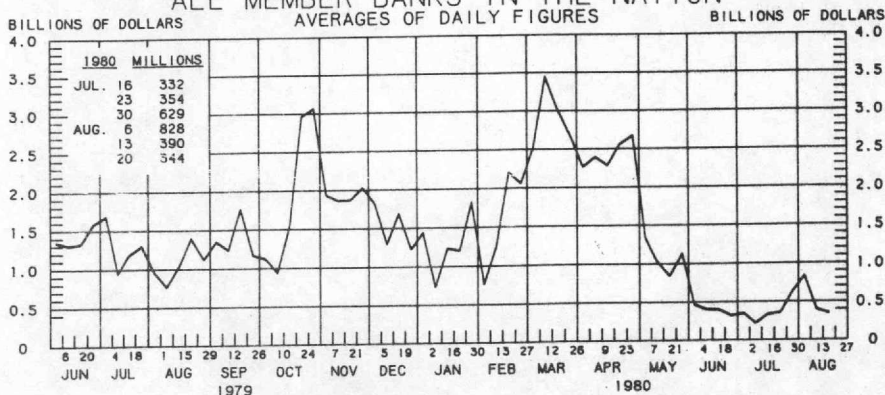
TIME DEPOSITS ISSUED IN DENOMINATIONS OF LESS THAN \$100,000.

TO THE AVERAGE
OF FOUR WEEKS
ENDING:

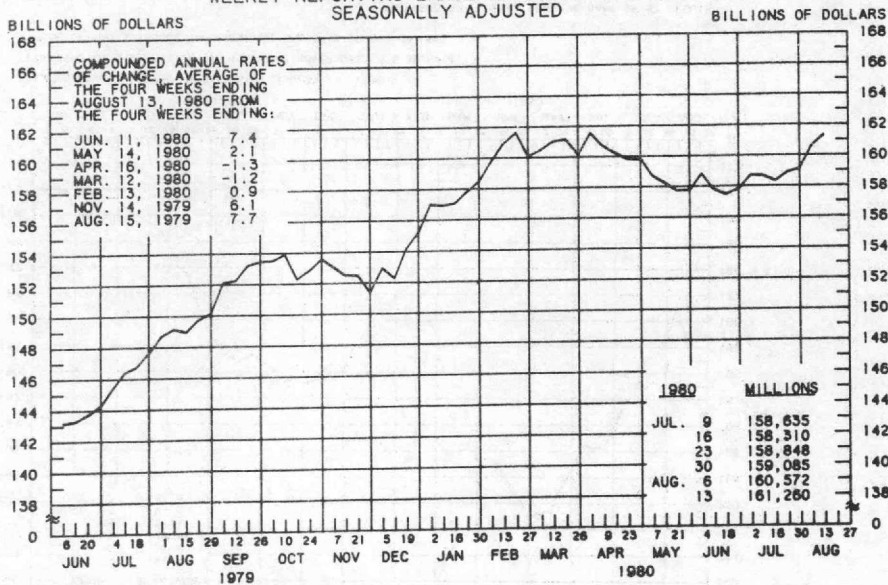
1/16/80	8.4								
2/13/80	8.0	7.4							
3/12/80	7.8	7.1	5.9						
4/16/80	8.7	8.7	9.1	10.6					
5/14/80	8.5	8.5	8.6	9.5	11.1				
6/11/80	8.6	8.6	8.8	9.5	10.6	8.3			
7/16/80	9.1	9.3	9.7	10.4	11.3	10.2	11.6		
8/13/80	9.4	9.6	10.0	10.7	11.6	10.8	11.9	13.1	

PREPARED BY FEDERAL RESERVE BANK OF ST. LOUIS

BORROWINGS FROM FEDERAL RESERVE BANKS ALL MEMBER BANKS IN THE NATION

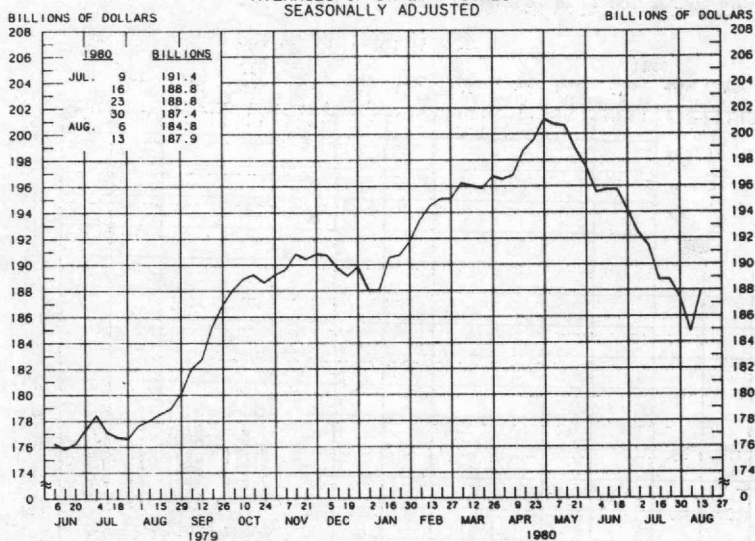


BUSINESS LOANS (COMMERCIAL AND INDUSTRIAL) WEEKLY REPORTING LARGE COMMERCIAL BANKS SEASONALLY ADJUSTED



PREPARED BY FEDERAL RESERVE BANK OF ST. LOUIS

LARGE TIME DEPOSITS
ALL COMMERCIAL BANKS
AVERAGES OF DAILY FIGURES
SEASONALLY ADJUSTED



LATEST DATA PLOTTED WEEK ENDING: AUGUST 13, 1980

CURRENT DATA APPEAR IN THE BOARD OF GOVERNORS' H.6 RELEASE.

TIME DEPOSITS ISSUED IN DENOMINATIONS OF \$100,000 OR MORE.

PREPARED BY FEDERAL RESERVE BANK OF ST. LOUIS