



U.S. FINANCIAL DATA

Week ending: October 17, 1979

LIBRARY

NOV 24 1979

On October 6, 1979 the Federal Reserve announced new policy actions intended to assure better control over the growth of the monetary aggregates. Growth of these aggregates has accelerated over the last two quarters (see table). These quarterly growth rates have been even more rapid than those just prior to November 1, 1978, when the Federal Reserve raised the discount rate one percentage point--from 8.50 to 9.50 percent--and imposed a supplementary 2 percent reserve requirement on large-denomination time deposits. The Federal Reserve's actions in November were followed by two quarters of relatively slow money growth. Beginning in the second quarter of this year, however, growth rates of M1 and M2 have increased sharply.

Growth rates of M1 and M2 over the past two quarters are similar to the growth rates that occurred over the two-year period from third quarter 1976 to third quarter 1978. The average growth rate of M1 over this two-year period was 8 percent, and the average growth rate of M2 was 9.8 percent. The sharp drop in monetary growth in late 1978 and early 1979 has been largely offset by the rapid growth of M1 and M2 over the past two quarters. Consequently, average growth rates of M1 and M2 over the three-year period ending in third quarter 1979 are only slightly lower than those over the two-year period ending in third quarter 1978.

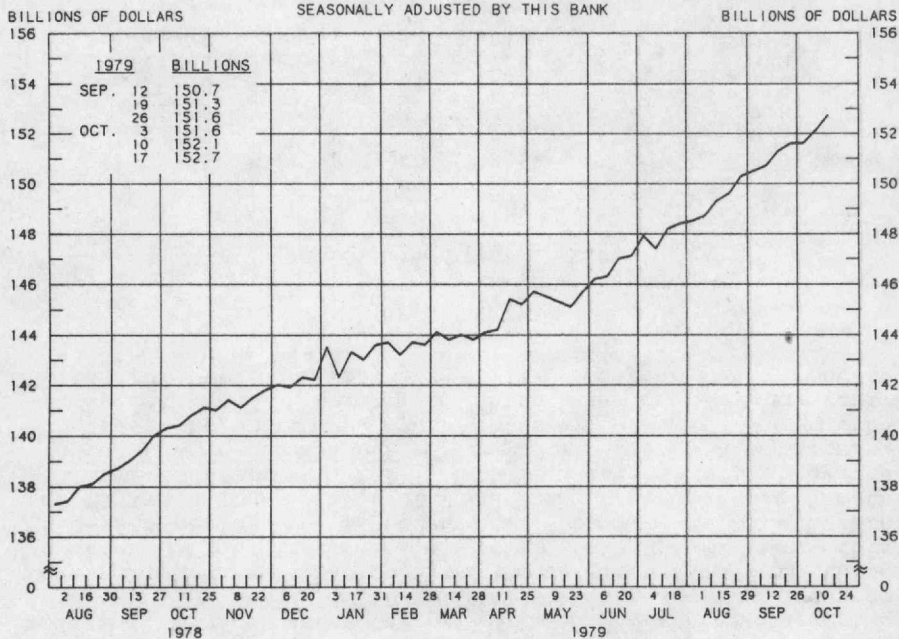
Growth Rates of Monetary Aggregates (Compounded Annual Rates)

<u>Period</u>	<u>M1</u>	<u>M2</u>
I/78 - II/78	9.6%	8.7%
II/78 - III/78	8.1	10.1
III/78 - IV/78	4.2	7.8
IV/78 - I/79	-2.1	1.8
I/79 - II/79	7.8	8.9
II/79 - III/79	10.1	12.5
III/76 - III/78	8.0	9.8
III/76 - III/79	6.9	9.1

Prepared by Federal Reserve Bank of St. Louis

Released: October 19, 1979

ADJUSTED MONETARY BASE
 AVERAGES OF DAILY FIGURES
 SEASONALLY ADJUSTED BY THIS BANK



LATEST DATA PLOTTED WEEK ENDING: OCTOBER 17, 1979

THE ADJUSTED MONETARY BASE CONSISTS OF: (1) MEMBER BANK RESERVES AT THE FEDERAL RESERVE BANKS, (2) CURRENCY IN CIRCULATION (CURRENCY HELD BY THE PUBLIC AND IN THE VAULTS OF COMMERCIAL BANKS), AND (3) AN ADJUSTMENT FOR RESERVE REQUIREMENT RATIO CHANGES. THE MAJOR SOURCE OF THE ADJUSTED MONETARY BASE IS FEDERAL RESERVE CREDIT. DATA ARE COMPUTED BY THIS BANK. A DETAILED DESCRIPTION OF THE ADJUSTED MONETARY BASE IS AVAILABLE FROM THIS BANK.

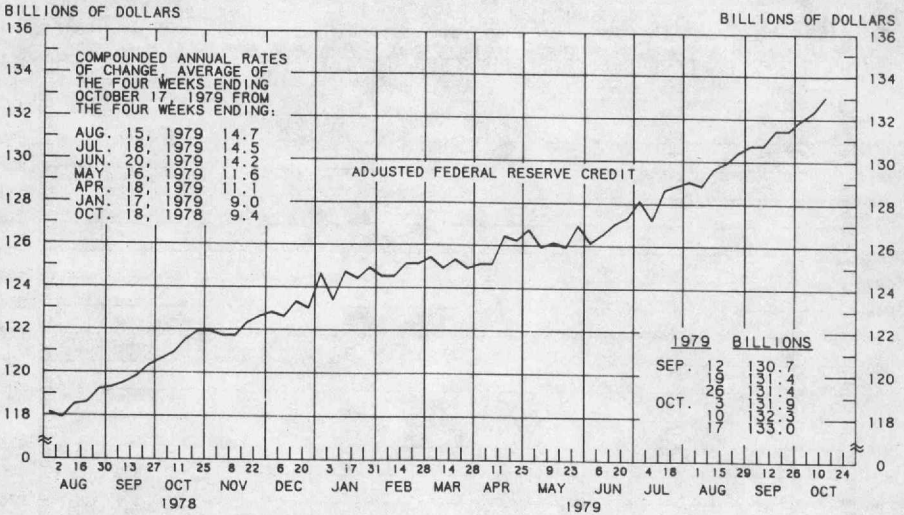
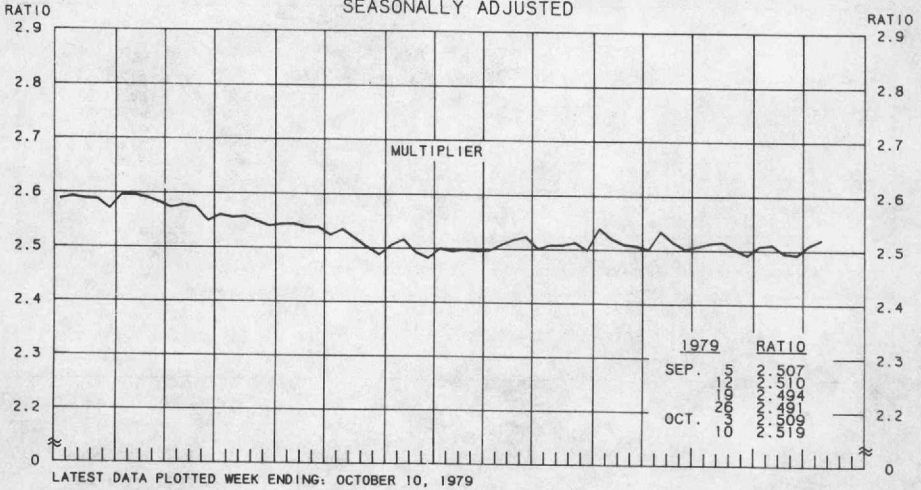
ADJUSTED MONETARY BASE

COMPOUNDED ANNUAL RATES OF CHANGE, AVERAGE OF FOUR WEEKS ENDING:

	10/18/78	1/17/79	3/14/79	4/18/79	5/16/79	6/20/79	7/18/79	8/15/79
TO THE AVERAGE OF FOUR WEEKS ENDING:								
3/14/79		6.1						
4/18/79		5.8	4.6					
5/16/79		6.3	5.7	6.6				
6/20/79		6.3	5.9	6.6	7.8			
7/18/79		7.0	7.0	8.0	9.5	9.5		
8/15/79		7.2	7.3	8.2	9.4	9.4	11.2	
9/19/79		8.0	8.3	9.4	10.6	10.9	12.6	12.3
10/17/79		8.3	8.7	9.7	10.8	11.1	12.4	12.2
								13.5

PREPARED BY FEDERAL RESERVE BANK OF ST. LOUIS

MULTIPLIER ^{1/}
ADJUSTED FEDERAL RESERVE CREDIT ^{2/}
 AVERAGES OF DAILY FIGURES
 SEASONALLY ADJUSTED



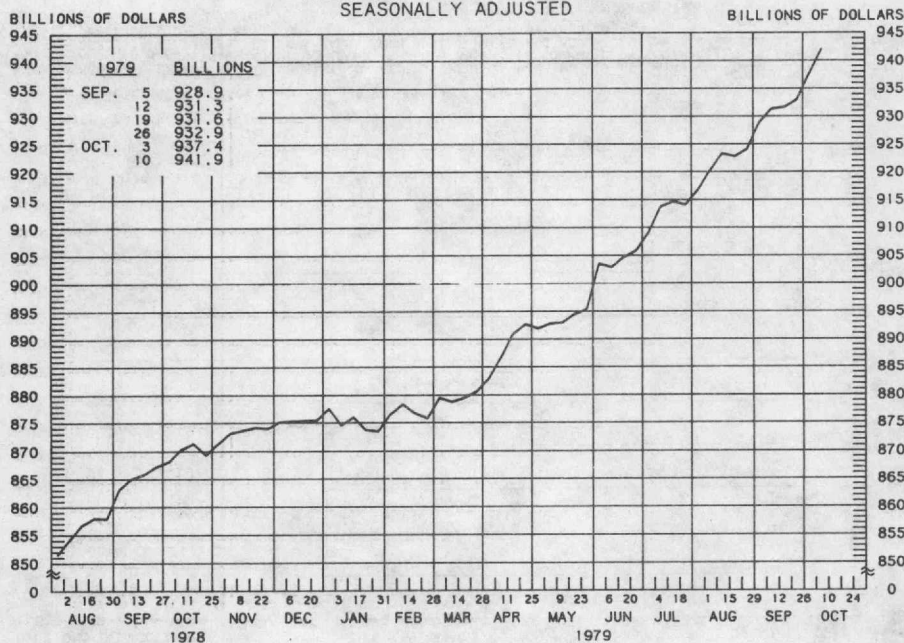
1/ RATIO OF MONEY STOCK (M1) / ADJUSTED MONETARY BASE

2/ FEDERAL RESERVE CREDIT CONSISTS OF FEDERAL RESERVE HOLDINGS OF SECURITIES, LOANS, FLOAT AND OTHER ASSETS. ADJUSTED FEDERAL RESERVE CREDIT IS COMPUTED BY SUBTRACTING TREASURY DEPOSITS AT FEDERAL RESERVE BANKS FROM THIS SERIES, AND ADJUSTING THE SERIES FOR RESERVE REQUIREMENT RATIO CHANGES. DATA ARE COMPUTED BY THIS BANK.

PREPARED BY FEDERAL RESERVE BANK OF ST. LOUIS

MONEY STOCK PLUS NET TIME DEPOSITS (M2)

AVERAGES OF DAILY FIGURES
SEASONALLY ADJUSTED



LATEST DATA PLOTTED WEEK ENDING: OCTOBER 10, 1979

CURRENT DATA APPEAR IN THE BOARD OF GOVERNORS' H.6 RELEASE.

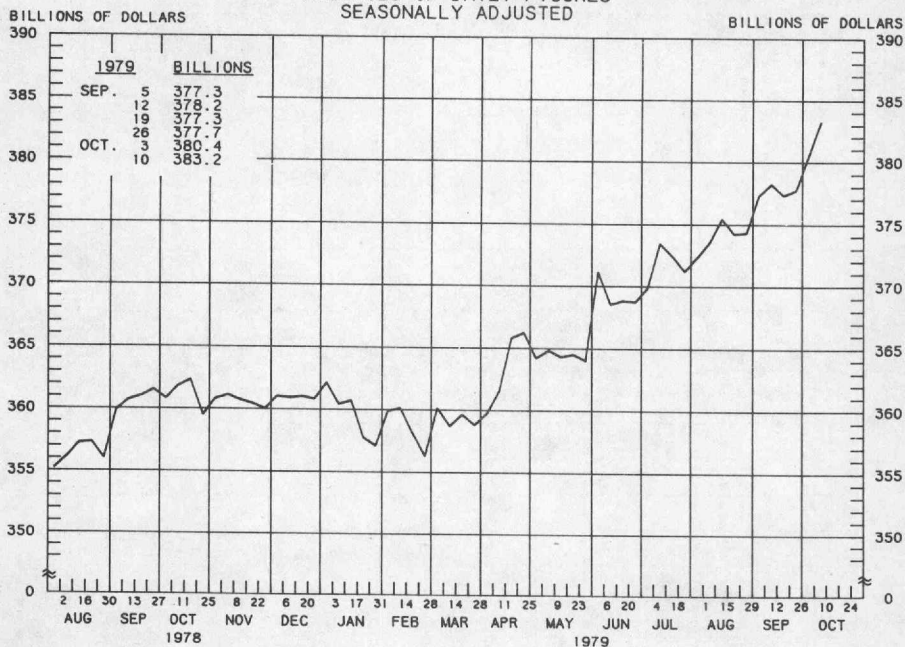
MONEY STOCK PLUS NET TIME DEPOSITS (M2)

COMPOUNDED ANNUAL RATES OF CHANGE, AVERAGE OF FOUR WEEKS ENDING:

TO THE AVERAGE OF FOUR WEEKS ENDING:	10/11/78	1/10/79	3/7/79	4/11/79	5/9/79	6/13/79	7/11/79	8/8/79
3/ 7/79	2.8							
4/11/79	3.3							
5/ 9/79	4.9	3.0						
6/13/79	5.4	5.8	9.9					
7/11/79	6.3	6.4	9.4	11.4				
8/ 8/79	6.8	7.6	10.5	12.3	11.0			
9/12/79	7.4	8.2	10.8	12.3	11.4	13.2		
10/10/79	7.8	8.8	11.1	12.3	11.7	12.9	12.3	
		9.3	11.4	12.5	12.1	13.1	12.8	13.1

PREPARED BY FEDERAL RESERVE BANK OF ST. LOUIS

MONEY STOCK (M1)
 AVERAGES OF DAILY FIGURES
 SEASONALLY ADJUSTED



LATEST DATA PLOTTED WEEK ENDING: OCTOBER 10, 1979

CURRENT DATA APPEAR IN THE BOARD OF GOVERNORS' H.6 RELEASE.

THE MONEY STOCK CONSISTS OF DEMAND DEPOSITS PLUS CURRENCY AND COIN HELD BY THE NONBANK PUBLIC.

MONEY STOCK (M1)

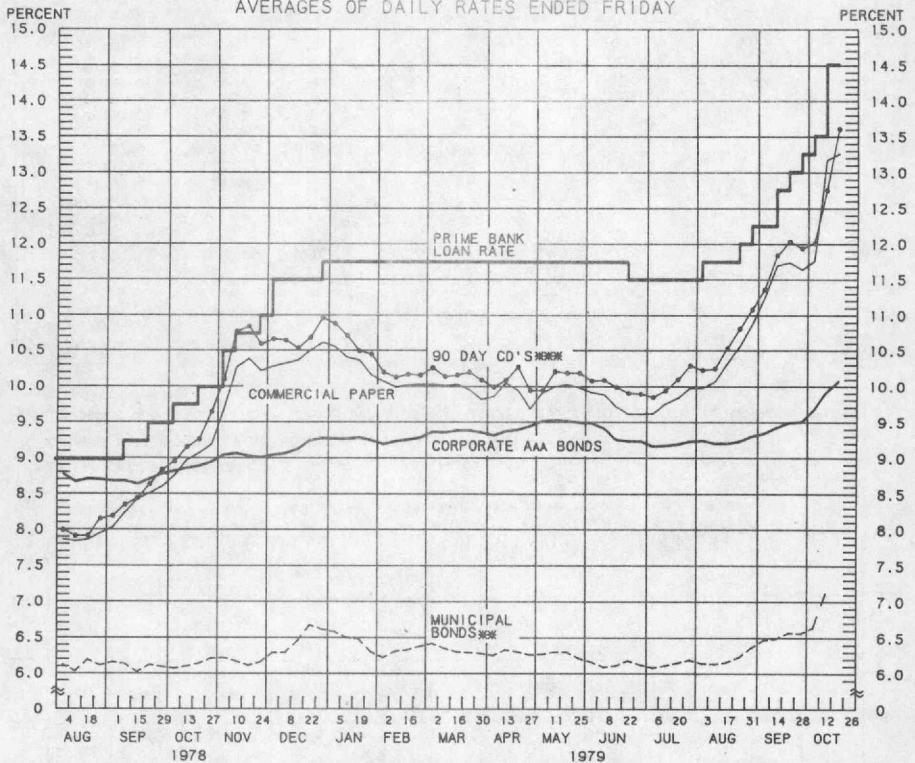
COMPOUNDED ANNUAL RATES OF CHANGE, AVERAGE OF FOUR WEEKS ENDING:

TO THE AVERAGE OF FOUR WEEKS ENDING:	10/11/78	1/10/79	3/7/79	4/11/79	5/9/79	6/13/79	7/11/79	8/8/79
3/ 7/79	-1.8							
4/11/79	-0.8	-1.3						
5/ 9/79	1.9	3.6	11.1					
6/13/79	2.4	3.9	8.9	11.9				
7/11/79	3.3	5.1	9.5	11.9	8.0			
8/ 8/79	3.7	5.5	9.3	11.0	8.0	10.0		
9/12/79	4.4	6.2	9.5	10.9	8.7	10.2	9.4	
10/10/79	5.1	6.9	10.0	11.3	9.6	11.0	10.7	11.9

PREPARED BY FEDERAL RESERVE BANK OF ST. LOUIS

YIELDS ON SELECTED SECURITIES

AVERAGES OF DAILY RATES ENDED FRIDAY



1979	90 DAY CD'S ^{NEW}	PRIME COMMERCIAL PAPER 4-6 MONTH	PRIME BANKERS' ACCEPTANCES	CORPORATE AAA BONDS	MUNICIPAL BONDS ^{NEW}
AUG. 3	10.23	9.98	10.11	9.24	6.14
10	10.25	10.07	10.27	9.20	6.13
17	10.53	10.32	10.60	9.20	6.16
24	10.81	10.56	10.82	9.23	6.23
31	11.08	10.87	11.11	9.30	6.36
SEP. 7	11.36	11.24	11.51	9.34	6.47
14	11.84	11.70	11.75	9.42	6.49
21	12.03	11.74	11.82	9.49	6.57
28	11.94	11.64	11.69	9.50	6.56
OCT. 5	12.01	11.76	12.04	9.66	6.64
12	12.75	13.18	13.49	9.91	7.12
19 *	13.61	13.26	13.43	10.07	N.A.
26					

* AVERAGES OF RATES AVAILABLE.

^{NEW} BOND BUYER'S AVERAGE INDEX OF 20 MUNICIPAL BONDS, THURSDAY DATA.

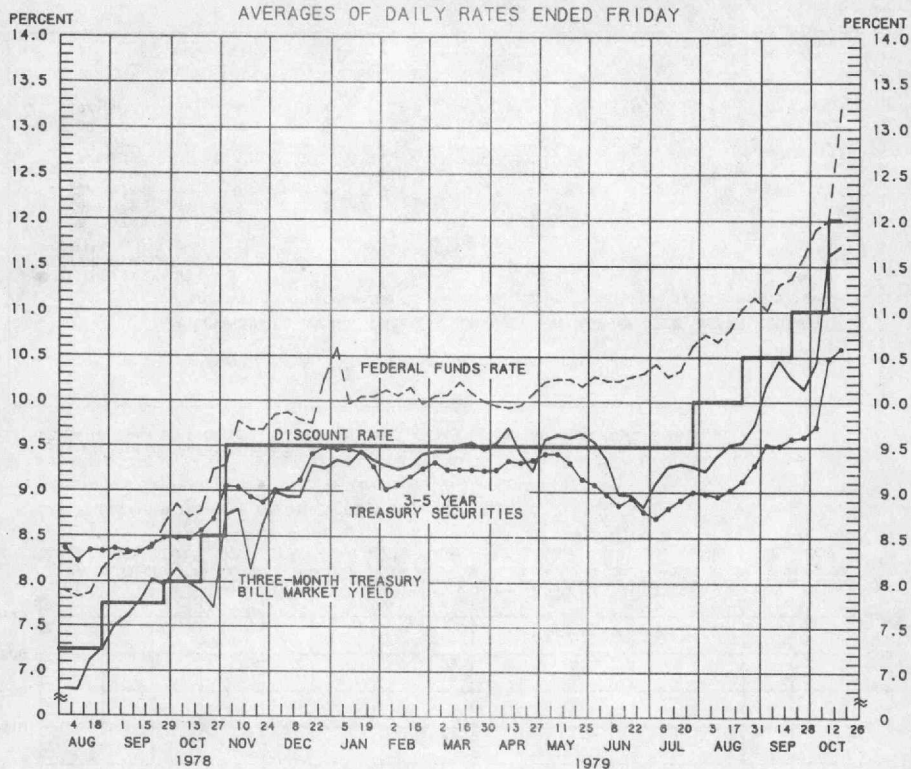
^{NEW} SEVEN-DAY AVERAGES OF SECONDARY MARKET RATES FOR THE WEEK ENDING WEDNESDAY TWO DAYS

EARLIER THAN DATES SHOWN. CURRENT DATA APPEAR IN THE BOARD OF GOVERNORS' H.9 RELEASE.

N.A. - NOT AVAILABLE

PREPARED BY FEDERAL RESERVE BANK OF ST. LOUIS

SELECTED INTEREST RATES AVERAGES OF DAILY RATES ENDED FRIDAY



1979	FEDERAL FUNDS RATE	3-MONTH TREASURY BILL	6-MONTH TREASURY BILL	1-YEAR TREASURY BILL	3-5 YEAR TREASURY SECURITIES	LONG-TERM TREASURY SECURITIES
AUG. 3	10.75	9.23	9.30	8.93	8.98	8.88
10	10.67	9.40	9.32	8.95	8.95	8.85
17	10.80	9.52	9.48	9.15	9.02	8.87
24	11.04	9.55	9.50	9.28	9.12	8.90
31	11.16	9.74	9.65	9.41	9.30	8.98
SEP. 7	11.02	10.20	9.78	9.84	9.52	9.12
14	11.30	10.45	10.25	9.96	9.51	9.12
21	11.37	10.26	10.32	9.90	9.59	9.13
28	11.61	10.14	10.11	9.87	9.61	9.16
OCT. 5	11.91	10.43	10.33	10.07	9.72	9.31
12	12.00	11.62	10.66	11.30	10.48	9.77
19 *	13.22	11.71	11.72	11.24	10.59	9.92
26						

* AVERAGES OF RATES AVAILABLE.

SEVEN-DAY AVERAGES FOR WEEK ENDING WEDNESDAY TWO DAYS EARLIER THAN DATE SHOWN.

CURRENT DATA APPEAR IN THE BOARD OF GOVERNORS' H.9 RELEASE.

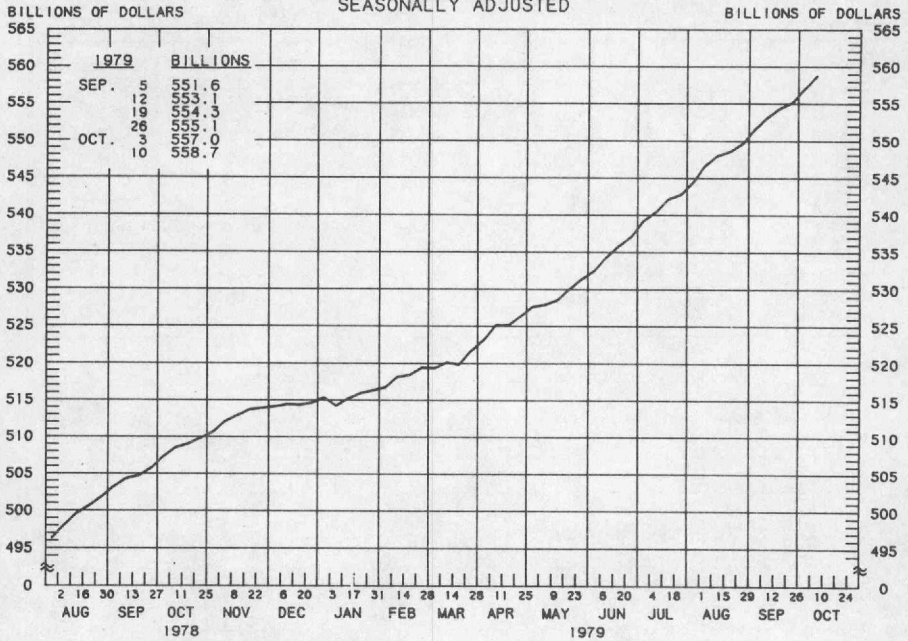
NEW ISSUE RATE

RATES ON LONG-TERM TREASURY SECURITIES ARE COMPUTED BY THE FEDERAL RESERVE BANK OF ST. LOUIS.

TREASURY BILL YIELDS ON DISCOUNT BASIS.

PREPARED BY FEDERAL RESERVE BANK OF ST. LOUIS

NET TIME DEPOSITS
ALL COMMERCIAL BANKS
 AVERAGES OF DAILY FIGURES
 SEASONALLY ADJUSTED



LATEST DATA PLOTTED WEEK ENDING: OCTOBER 10, 1979

CURRENT DATA APPEAR IN THE BOARD OF GOVERNORS' H.6 RELEASE.

* NET TIME DEPOSITS ARE DEFINED AS: SAVINGS DEPOSITS, TIME DEPOSITS OPEN ACCOUNT PLUS TIME CERTIFICATES OF DEPOSIT OTHER THAN NEGOTIABLE TIME CERTIFICATES OF DEPOSIT ISSUED IN DENOMINATIONS OF \$100,000 OR MORE BY LARGE WEEKLY REPORTING COMMERCIAL BANKS.

NET TIME DEPOSITS

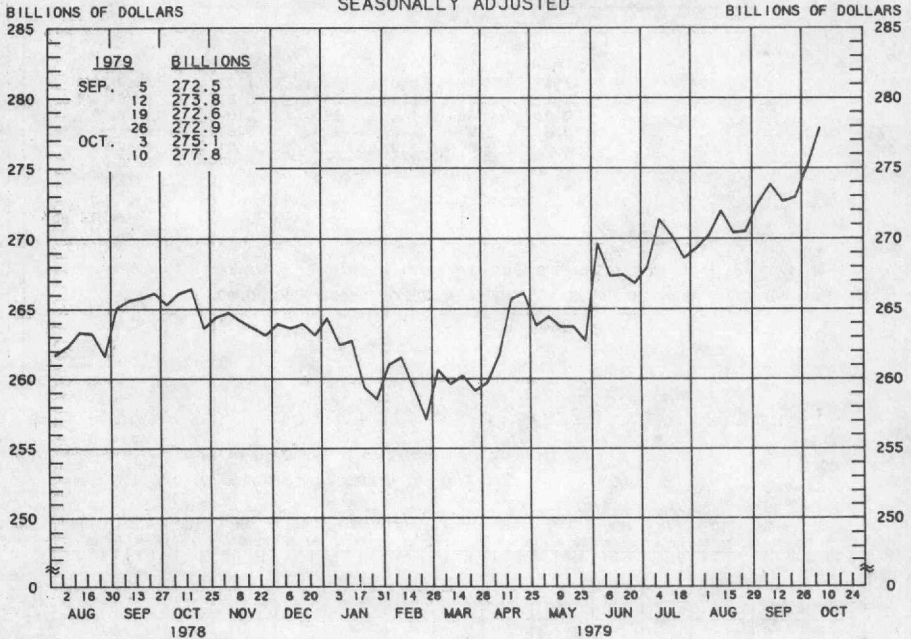
COMPOUNDED ANNUAL RATES OF CHANGE, AVERAGE OF FOUR WEEKS ENDING:

TO THE AVERAGE OF FOUR WEEKS ENDING:	10/11/78	1/10/79	3/7/79	4/11/79	5/9/79	6/13/79	7/11/79	8/8/79
3/ 7/79	6.1							
4/11/79	6.3	6.2						
5/ 9/79	7.0	7.4	9.1					
6/13/79	7.5	8.2	9.8	11.1				
7/11/79	8.4	9.3	11.1	12.6	13.2			
8/ 8/79	9.0	10.1	11.9	13.2	13.8	15.6		
9/12/79	9.5	10.6	12.2	13.3	13.7	14.8	14.3	
10/10/79	9.8	10.9	12.4	13.4	13.8	14.6	14.2	13.8

PREPARED BY FEDERAL RESERVE BANK OF ST. LOUIS

DEMAND DEPOSIT COMPONENT OF MONEY STOCK

AVERAGES OF DAILY FIGURES
SEASONALLY ADJUSTED

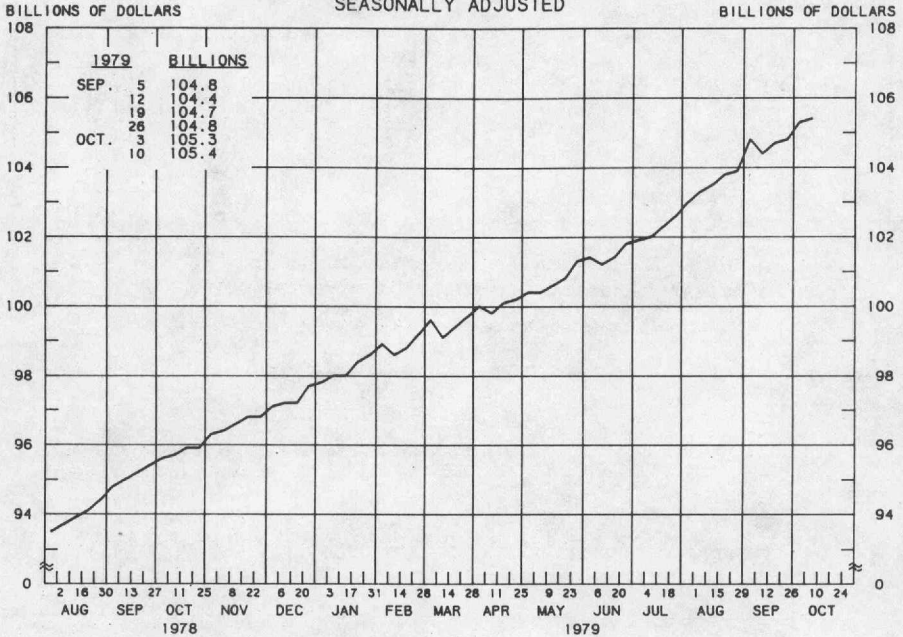


LATEST DATA PLOTTED WEEK ENDING: OCTOBER 10, 1979
CURRENT DATA APPEAR IN THE BOARD OF GOVERNORS' H.6 RELEASE.

DEMAND DEPOSIT COMPONENT OF MONEY STOCK									
COMPOUNDED ANNUAL RATES OF CHANGE, AVERAGE OF FOUR WEEKS ENDING:									
	10/11/78	1/10/79	3/7/79	4/11/79	5/9/79	6/13/79	7/11/79	8/8/79	
TO THE AVERAGE OF FOUR WEEKS ENDING:									
3/ 7/79	-5.7								
4/11/79	-4.2	-4.8							
5/ 9/79	-0.5	1.9	12.6						
6/13/79	0.0	2.2	9.2	13.1					
7/11/79	1.3	3.8	10.1	13.2	7.6				
8/ 8/79	1.7	4.1	9.3	11.5	7.1	9.7			
9/12/79	2.4	4.8	9.2	10.9	7.6	9.3	7.5		
10/10/79	3.3	5.7	9.9	11.4	8.8	10.5	9.6	11.2	

PREPARED BY FEDERAL RESERVE BANK OF ST. LOUIS

**CURRENCY COMPONENT
OF MONEY STOCK**
AVERAGES OF DAILY FIGURES
SEASONALLY ADJUSTED



LATEST DATA PLOTTED WEEK ENDING: OCTOBER 10, 1979
CURRENT DATA APPEAR IN THE BOARD OF GOVERNORS' H.6 RELEASE.

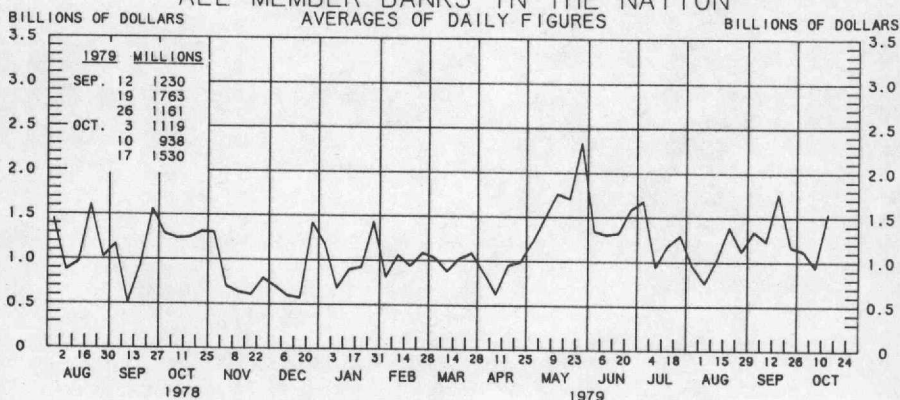
CURRENCY

COMPOUNDED ANNUAL RATES OF CHANGE, AVERAGE OF FOUR WEEKS ENDING:

	10/11/78	1/10/79	3/7/79	4/11/79	5/9/79	6/13/79	7/11/79	8/8/79
TO THE AVERAGE OF FOUR WEEKS ENDING:								
3/ 7/79	9.6							
4/11/79	9.0	8.4						
5/ 9/79	8.9	8.4	7.2					
6/13/79	9.0	8.7	8.1	9.0				
7/11/79	8.9	8.6	8.1	8.7	9.0			
8/ 8/79	9.3	9.2	9.1	9.8	10.3	10.7		
9/12/79	9.9	10.0	10.1	11.0	11.7	12.4	14.4	
10/10/79	10.1	10.2	10.4	11.1	11.7	12.3	13.6	13.6

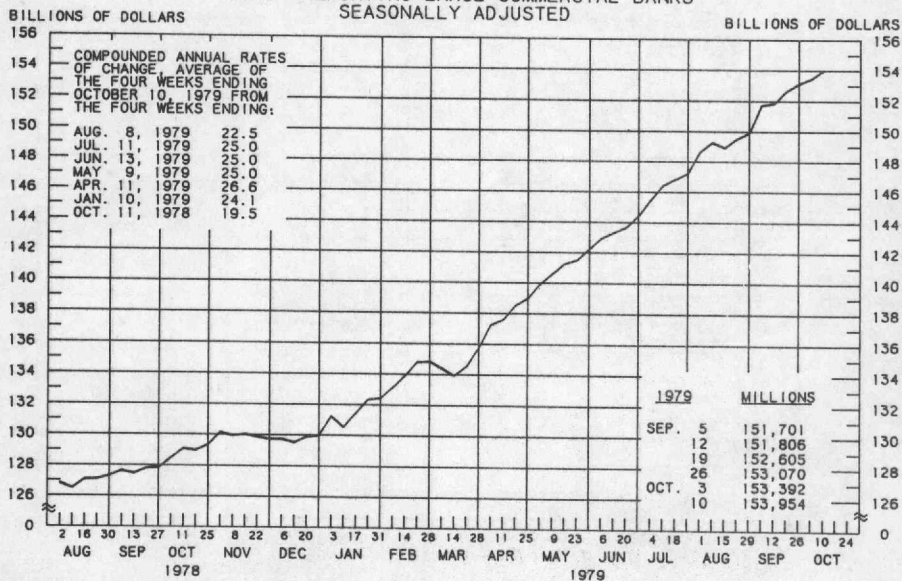
PREPARED BY FEDERAL RESERVE BANK OF ST. LOUIS

BORROWINGS FROM FEDERAL RESERVE BANKS ALL MEMBER BANKS IN THE NATION



LATEST DATA PLOTTED WEEK ENDING: OCTOBER 17, 1979

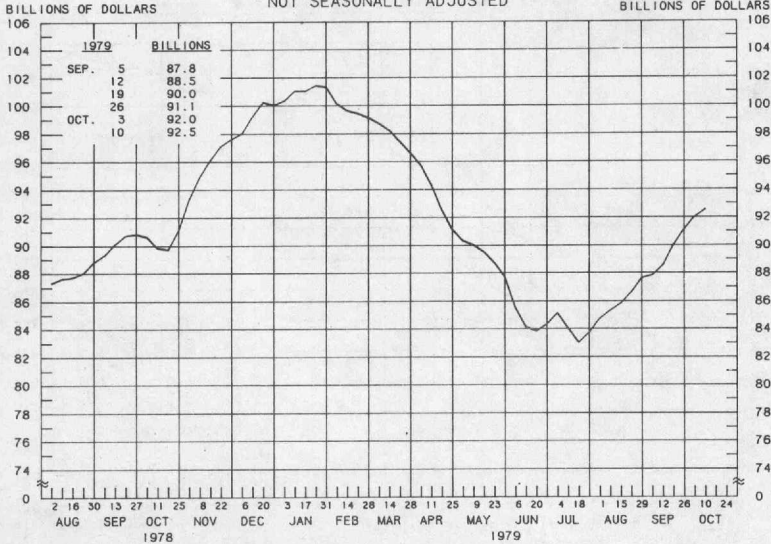
BUSINESS LOANS (COMMERCIAL AND INDUSTRIAL) WEEKLY REPORTING LARGE COMMERCIAL BANKS SEASONALLY ADJUSTED



LATEST DATA PLOTTED WEEK ENDING: OCTOBER 10, 1979

PREPARED BY FEDERAL RESERVE BANK OF ST. LOUIS

CERTIFICATES OF DEPOSIT
 LARGE COMMERCIAL BANKS
 WEDNESDAY FIGURES
 NOT SEASONALLY ADJUSTED



LATEST DATA PLOTTED WEEK ENDING: OCTOBER 10, 1979

CURRENT DATA APPEAR IN THE BOARD OF GOVERNORS' H.6 RELEASE.

NEGOTIABLE TIME CERTIFICATES OF DEPOSIT ISSUED IN DENOMINATIONS OF \$100,000 OR MORE BY LARGE WEEKLY REPORTING COMMERCIAL BANKS.

PREPARED BY FEDERAL RESERVE BANK OF ST. LOUIS