



U.S. FINANCIAL DATA

Week ending: November 15, 1978



LIBRARY
DEC 25 1978

The money stock (M1) has grown at an accelerated pace in recent months. In the three-month period from the four weeks ending August 2 to the four weeks ending November 1, the money stock increased at an annual rate of 9.3 percent, up sharply from 5.4 percent rate of increase during the previous three-month period. Accompanying this acceleration in the growth of M1 have been sharp increases in most short-term interest rates and smaller, but sizable, increases in most longer-term interest rates. In contrast, as shown in the table below, interest rates increased by less than half as much during the previous three-month period of less rapid growth in M1.

Short-term interest rates have risen sharply in the past two weeks following the series of actions announced by the Federal Reserve on November 1 to "counter continuing domestic inflationary pressures." These increases in short-term interest rates since November 3 are similar to those which occurred in the two-week period immediately prior to the Federal Reserve's policy statement, as shown in the table below. In contrast, in the two weeks prior to the announcement, longer-term interest rates had risen by 13 to 49 basis points, while in the past two weeks these rates have remained essentially unchanged or declined somewhat.

CHANGES IN YIELDS ON SELECTED SECURITIES
(Weekly Averages of Daily Rates)

	Changes* Over 3-Month Periods From:		Changes* Over 2-Week Periods From:	
	5/5/78 to 8/4/78	8/4/78 to 11/3/78	10/20/78 to 11/3/78	11/3/78 to 11/17/78
Federal Funds	+ 62	+ 140	+ 51	+ 39
90-Day Certificates of Deposit	75	211	84	74
Prime Commercial Paper (4-6 Month)	87	182	61	69
3-5 Year Government Securities	34	69	49	- 5
Corporate Aaa Bonds	14	28	16	1
Long-Term Government Securities	12	29	13	- 5

* Changes reported in basis points.

"U.S. Financial Data" was mailed later than usual this week due to the late release of monetary aggregates data. This release will also be mailed later than usual next week due to a holiday on November 23, 1978.

MONETARY BASE
AVERAGES OF DAILY FIGURES
SEASONALLY ADJUSTED BY THIS BANK



LATEST DATA PLOTTED WEEK ENDING: NOVEMBER 15, 1978

THE MONETARY BASE CONSISTS OF MEMBER BANK RESERVES AT THE FEDERAL RESERVE BANKS AND CURRENCY IN CIRCULATION (CURRENCY HELD BY THE PUBLIC AND IN THE VAULTS OF COMMERCIAL BANKS), ADJUSTED FOR RESERVE REQUIREMENT RATIO CHANGES AND SHIFTS IN THE SAME TYPE OF DEPOSITS BETWEEN BANKS WHERE DIFFERENT RESERVE REQUIREMENT RATIOS APPLY. THE MAJOR SOURCES OF THE MONETARY BASE ARE FEDERAL RESERVE CREDIT AND THE GOLD STOCK. DATA ARE COMPUTED BY THIS BANK. A DETAILED DESCRIPTION OF THE MONETARY BASE IS AVAILABLE FROM THE FEDERAL RESERVE BANK OF ST. LOUIS.

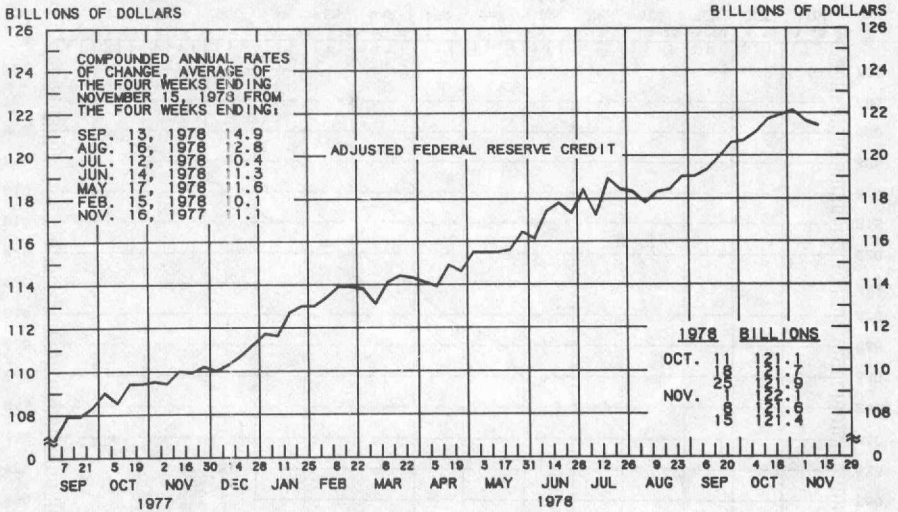
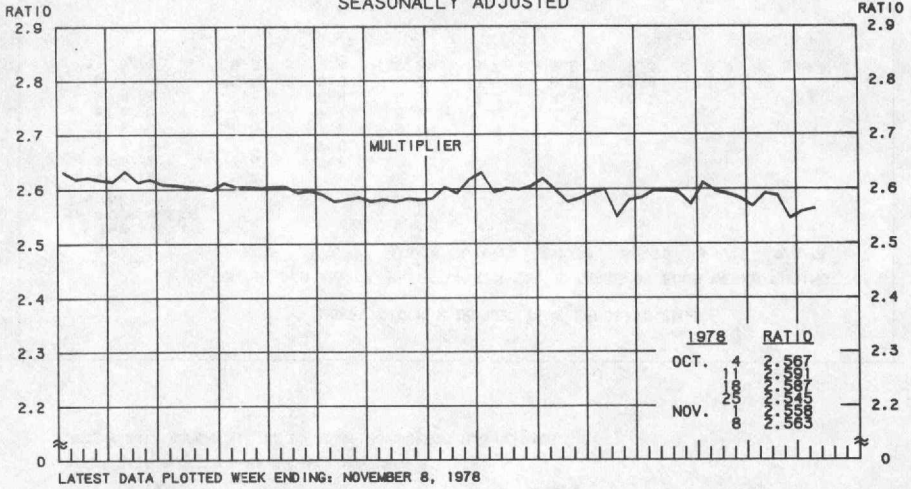
MONETARY BASE

COMPOUNDED ANNUAL RATES OF CHANGE, AVERAGE OF FOUR WEEKS ENDING:

	11/16/77	2/15/78	4/12/78	5/17/78	6/14/78	7/12/78	8/16/78	9/13/78
TO THE AVERAGE OF FOUR WEEKS ENDING:								
4/12/78	8.9							
5/17/78	8.9	6.5						
6/14/78	9.0	7.3	9.5					
7/12/78	9.5	8.4	10.6	11.7				
8/16/78	9.1	8.0	9.4	9.6	9.3			
9/13/78	9.1	8.1	9.3	9.4	9.2	7.4		
10/18/78	9.9	9.3	10.7	11.1	11.3	10.7	13.3	
11/15/78	9.5	9.0	10.0	10.2	10.2	9.6	10.9	11.8

PREPARED BY FEDERAL RESERVE BANK OF ST. LOUIS

MULTIPLIER ^{1/}
ADJUSTED FEDERAL RESERVE CREDIT ^{2/}
 AVERAGES OF DAILY FIGURES
 SEASONALLY ADJUSTED



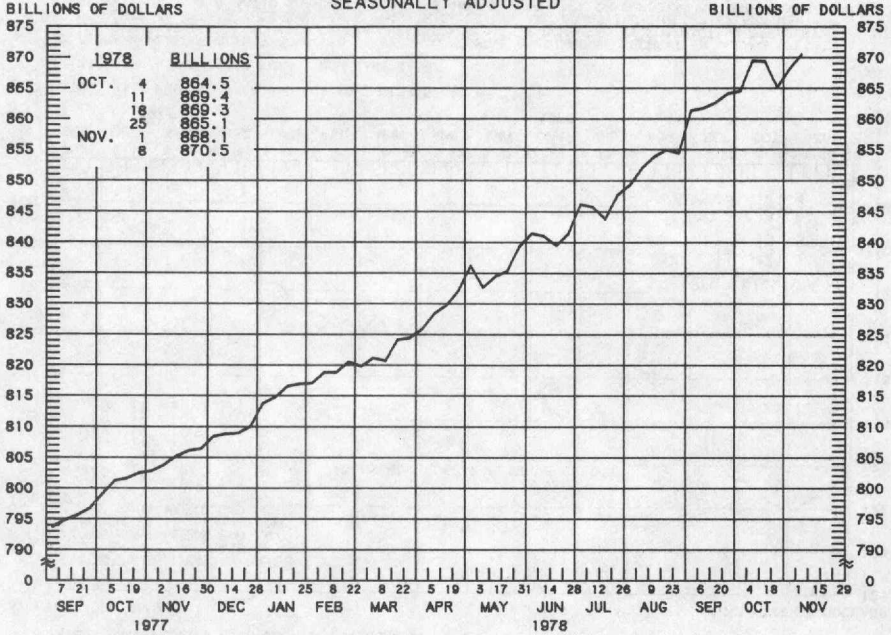
LATEST DATA PLOTTED WEEK ENDING: NOVEMBER 15, 1978

1/ RATIO OF MONEY STOCK (M1) / MONETARY BASE.

2/ FEDERAL RESERVE CREDIT CONSISTS OF FEDERAL RESERVE HOLDINGS OF SECURITIES, LOANS, FLOAT AND OTHER ASSETS. ADJUSTED FEDERAL RESERVE CREDIT IS COMPUTED BY SUBTRACTING TREASURY DEPOSITS AT FEDERAL RESERVE BANKS FROM THIS SERIES, AND ADJUSTING THE SERIES FOR RESERVE REQUIREMENT RATIO CHANGES AND SHIFTS IN THE SAME TYPE OF DEPOSITS BETWEEN BANKS WHERE DIFFERENT RESERVE REQUIREMENT RATIOS APPLY. DATA ARE COMPUTED BY THIS BANK.

PREPARED BY FEDERAL RESERVE BANK OF ST. LOUIS

MONEY STOCK PLUS NET TIME DEPOSITS (M2)
 AVERAGES OF DAILY FIGURES
 SEASONALLY ADJUSTED



LATEST DATA PLOTTED WEEK ENDING: NOVEMBER 8, 1978

CURRENT DATA APPEAR IN THE BOARD OF GOVERNORS' H.6 RELEASE.

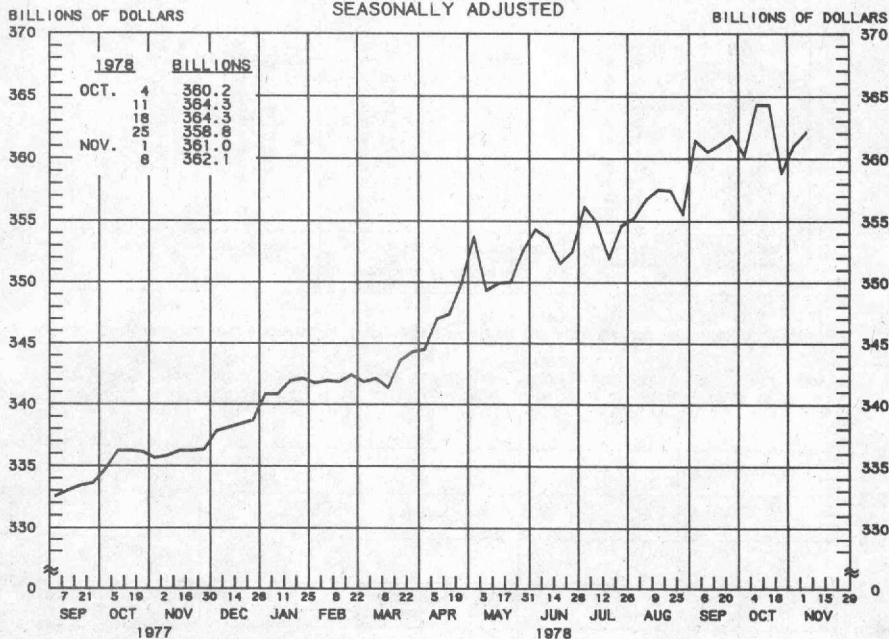
MONEY STOCK PLUS NET TIME DEPOSITS (M2)

COMPOUNDED ANNUAL RATES OF CHANGE, AVERAGE OF FOUR WEEKS ENDING:

	11/9/77	2/8/78	4/5/78	5/10/78	6/7/78	7/5/78	8/9/78	9/6/78
TO THE AVERAGE OF FOUR WEEKS ENDING:								
4/ 5/78	6.6							
5/10/78	7.6	7.8						
6/ 7/78	7.7	7.8	10.2					
7/ 5/78	7.6	7.7	9.2	7.5				
8/ 9/78	7.6	7.7	8.8	7.6	7.5			
9/ 6/78	8.1	8.4	9.5	8.8	9.1	10.1		
10/11/78	8.5	8.8	9.9	9.5	9.8	10.6	12.2	
11/ 8/78	8.2	8.4	9.2	8.7	8.9	9.3	9.9	8.5

PREPARED BY FEDERAL RESERVE BANK OF ST. LOUIS

MONEY STOCK (M1)
AVERAGES OF DAILY FIGURES
SEASONALLY ADJUSTED



LATEST DATA PLOTTED WEEK ENDING: NOVEMBER 8, 1978

CURRENT DATA APPEAR IN THE BOARD OF GOVERNORS' H.6 RELEASE.

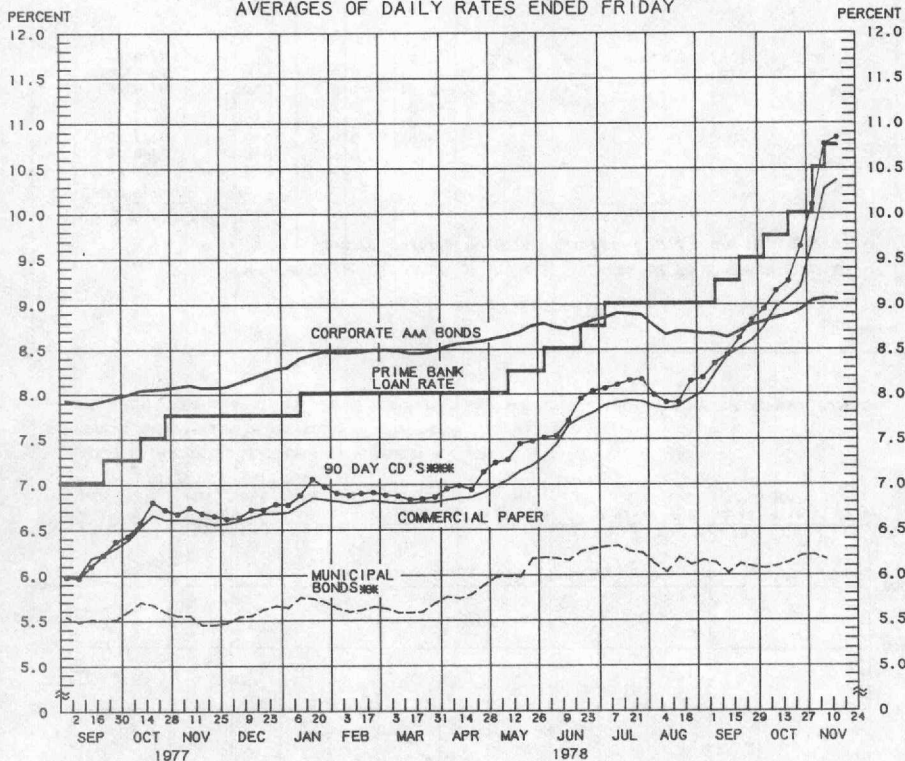
THE MONEY STOCK CONSISTS OF DEMAND DEPOSITS PLUS CURRENCY AND COIN HELD BY THE NONBANK PUBLIC.

MONEY STOCK (M1)								
COMPOUNDED ANNUAL RATES OF CHANGE, AVERAGE OF FOUR WEEKS ENDING:								
	11/9/77	2/8/78	4/5/78	5/10/78	6/7/78	7/5/78	8/9/78	9/6/78
TO THE AVERAGE OF FOUR WEEKS ENDING:								
4/ 5/78	5.6							
5/10/78	8.6	9.9						
6/ 7/78	8.3	9.0	14.8					
7/ 5/78	8.1	8.5	12.2	6.3				
8/ 9/78	7.5	7.6	9.7	5.2	4.9			
9/ 6/78	8.0	8.3	10.3	7.1	7.4	7.8		
10/11/78	8.4	8.8	10.6	8.2	8.6	9.2	12.5	
11/ 8/78	7.7	7.8	9.0	6.7	6.8	6.9	6.1	6.0

PREPARED BY FEDERAL RESERVE BANK OF ST. LOUIS

YIELDS ON SELECTED SECURITIES

AVERAGES OF DAILY RATES ENDED FRIDAY



LATEST DATA PLOTTED ARE AVERAGES OF RATES AVAILABLE FOR THE WEEK ENDING: NOVEMBER 17, 1978

1978	90 DAY CD'S ^{***}	PRIME COMMERCIAL PAPER 4-6 MONTH	PRIME BANKERS' ACCEPTANCES	CORPORATE AAA BONDS	MUNICIPAL BONDS ^{**}
SEP. 1	8.19	8.03	8.19	8.67	6.16
8	8.35	8.24	8.31	8.67	6.13
15	8.44	8.43	8.44	8.63	6.02
22	8.63	8.51	8.62	8.70	6.12
29	8.83	8.60	8.82	8.77	6.09
OCT. 6	8.95	8.75	8.89	8.81	6.07
13	9.15	8.97	9.06	8.85	6.10
20	9.26	9.07	9.33	8.88	6.14
27	9.64	9.19	9.59	8.94	6.21
NOV. 3	10.10	9.68	10.46	9.04	6.22
10	10.77	10.27	10.63	9.06	6.17
17 *	10.84	10.37	10.51	9.05	N.A.
24					

* AVERAGES OF RATES AVAILABLE.

** BOND BUYER'S AVERAGE INDEX OF 20 MUNICIPAL BONDS. THURSDAY DATA.

*** SEVEN-DAY AVERAGES OF SECONDARY MARKET RATES FOR THE WEEK ENDING WEDNESDAY TWO DAYS

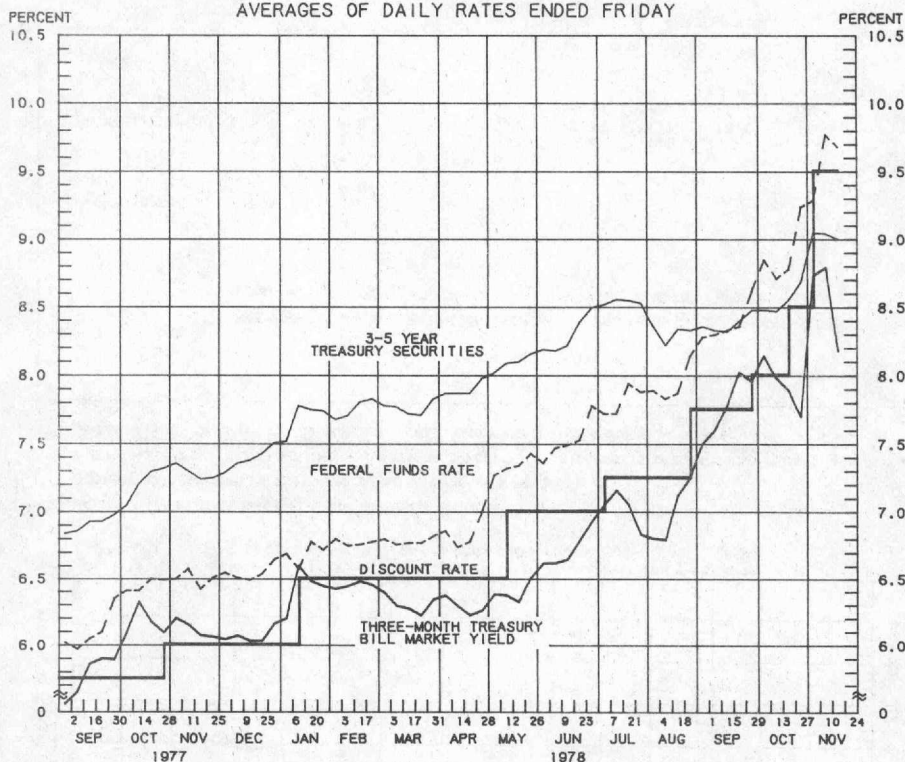
EARLIER THAN DATES SHOWN. CURRENT DATA APPEAR IN THE BOARD OF GOVERNORS' H.9 RELEASE.

N.A. - NOT AVAILABLE

PREPARED BY FEDERAL RESERVE BANK OF ST. LOUIS

SELECTED INTEREST RATES

AVERAGES OF DAILY RATES ENDED FRIDAY



1978	FEDERAL FUNDS ^{***}	3-MONTH TREASURY BILL	6-MONTH TREASURY BILL ^{***}	1-YEAR TREASURY BILL	3-5 YEAR TREASURY SECURITIES	LONG-TERM TREASURY SECURITIES
SEP. 1	8.28	7.50	7.55	7.86	8.36	8.34
8	8.30	7.60	7.74	7.86	8.33	8.31
15	8.33	7.77	7.79	7.95	8.32	8.28
22	8.36	8.02	7.98	8.08	8.40	8.40
29	8.62	7.96	8.28	8.16	8.48	8.51
OCT. 6	8.35	8.14	8.38	8.23	8.48	8.55
13	8.71	7.98	8.42	8.28	8.47	8.53
20	8.78	7.89	8.56	8.46	8.56	8.59
27	9.24	7.70	8.61	8.53	8.69	8.64
NOV. 3	9.29	8.73	8.98	9.17	9.05	8.72
10	9.77	8.79	9.42	9.31	9.04	8.73
17 [*]	9.68	8.18	9.29	9.15	9.00	8.67
24						

^{*} AVERAGES OF RATES AVAILABLE.

^{**} SEVEN-DAY AVERAGES FOR WEEK ENDING WEDNESDAY TWO DAYS EARLIER THAN DATE SHOWN.

CURRENT DATA APPEAR IN THE BOARD OF GOVERNORS' H.9 RELEASE.

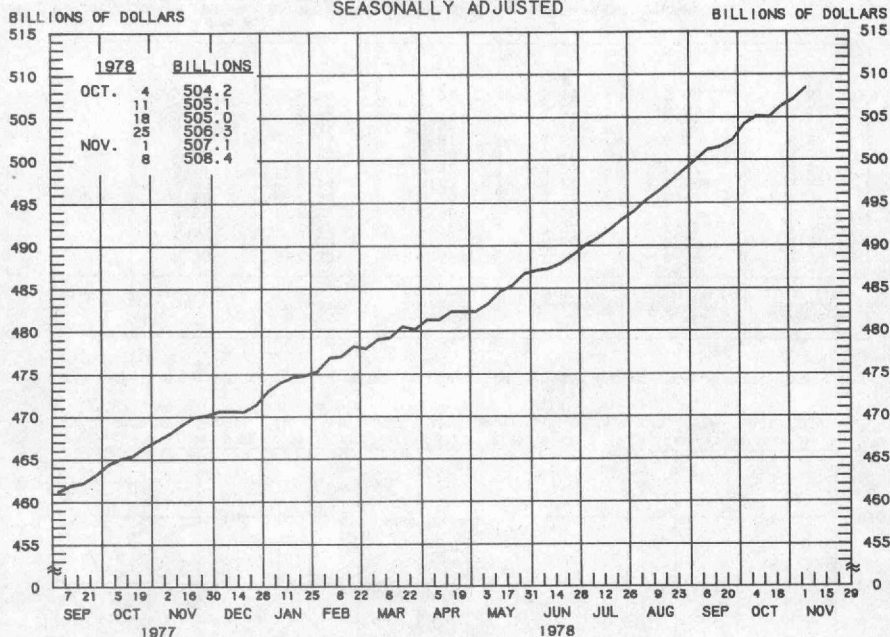
^{***} NEW ISSUE RATE

RATES ON LONG-TERM TREASURY SECURITIES ARE COMPUTED BY THE FEDERAL RESERVE BANK OF ST. LOUIS.

TREASURY BILL YIELDS ON DISCOUNT BASIS.

PREPARED BY FEDERAL RESERVE BANK OF ST. LOUIS

NET TIME DEPOSITS
ALL COMMERCIAL BANKS
 AVERAGES OF DAILY FIGURES
 SEASONALLY ADJUSTED



LATEST DATA PLOTTED WEEK ENDING: NOVEMBER 8, 1978

CURRENT DATA APPEAR IN THE BOARD OF GOVERNORS' H.6 RELEASE.

* NET TIME DEPOSITS ARE DEFINED AS: SAVINGS DEPOSITS, TIME DEPOSITS OPEN ACCOUNT PLUS TIME CERTIFICATES OF DEPOSIT OTHER THAN NEGOTIABLE TIME CERTIFICATES OF DEPOSIT ISSUED IN DENOMINATIONS OF \$100,000 OR MORE BY LARGE WEEKLY REPORTING COMMERCIAL BANKS.

NET TIME DEPOSITS

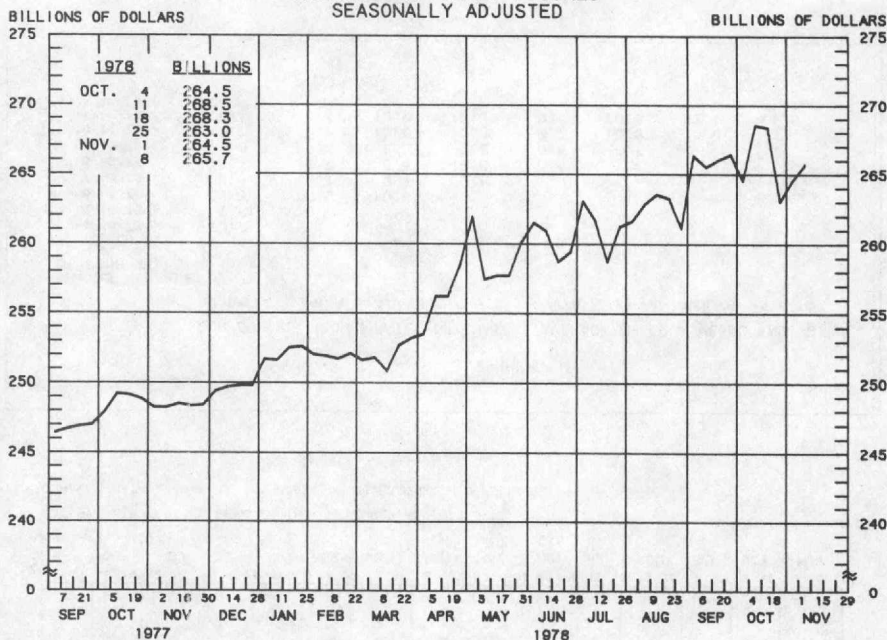
COMPOUNDED ANNUAL RATES OF CHANGE, AVERAGE OF FOUR WEEKS ENDING:

	11/9/77	2/8/78	4/5/78	5/10/78	6/7/78	7/5/78	8/9/78	9/6/78
TO THE AVERAGE OF FOUR WEEKS ENDING:								
4/ 5/78	7.3							
5/10/78	6.8	6.1						
6/ 7/78	7.2	6.9	6.9					
7/ 5/78	7.2	7.0	7.0	8.4				
8/ 9/78	7.7	7.8	8.1	9.4	9.4			
9/ 6/78	8.2	8.4	9.0	10.2	10.4	11.9		
10/11/78	8.5	8.8	9.4	10.5	10.7	11.7	12.0	
11/ 8/78	8.5	8.9	9.4	10.3	10.4	11.1	11.1	10.4

PREPARED BY FEDERAL RESERVE BANK OF ST. LOUIS

DEMAND DEPOSIT COMPONENT OF MONEY STOCK

AVERAGES OF DAILY FIGURES
SEASONALLY ADJUSTED



LATEST DATA PLOTTED WEEK ENDING: NOVEMBER 8, 1978

CURRENT DATA APPEAR IN THE BOARD OF GOVERNORS' H.6 RELEASE.

DEMAND DEPOSIT COMPONENT OF MONEY STOCK

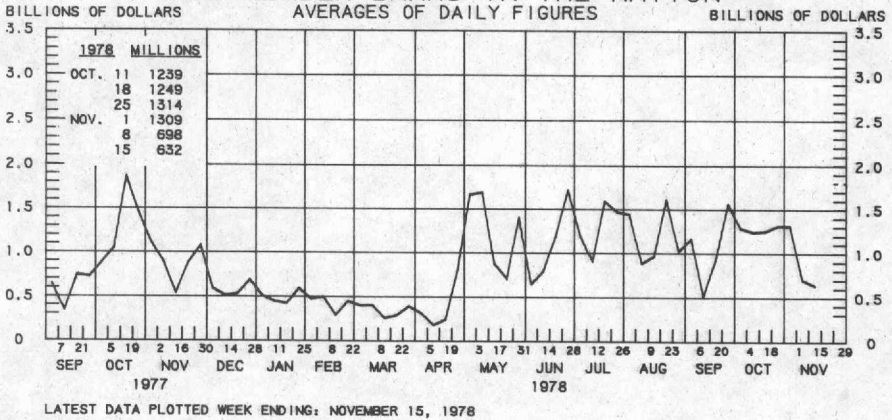
COMPOUNDED ANNUAL RATES OF CHANGE, AVERAGE OF FOUR WEEKS ENDING:

TO THE AVERAGE
OF FOUR WEEKS
ENDING:

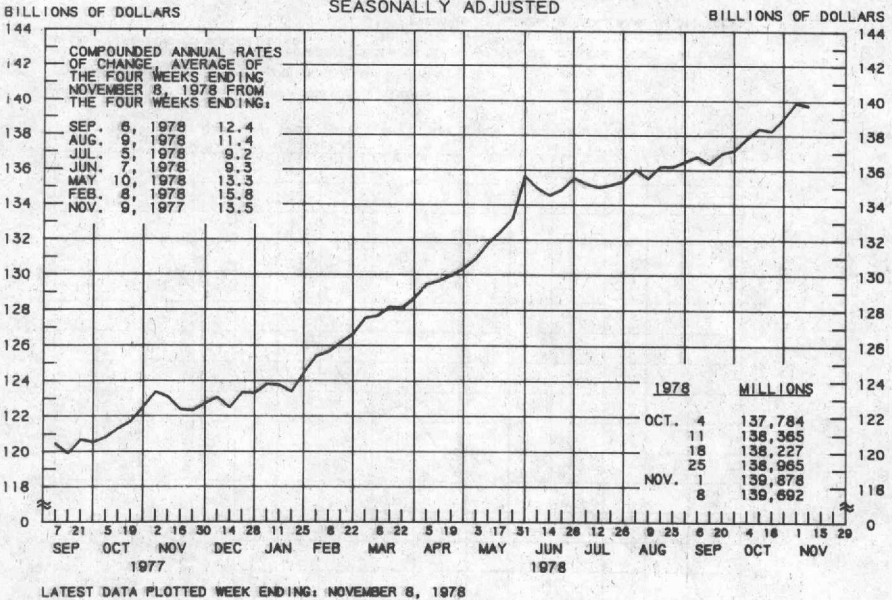
	11/9/77	2/8/78	4/5/78	5/10/78	6/7/78	7/5/78	8/9/78	9/6/78
4/ 5/78	4.0							
5/10/78	8.1	10.2						
6/ 7/78	7.6	8.7	16.3					
7/ 5/78	7.4	8.2	13.1	5.1				
8/ 9/78	6.8	7.1	10.0	4.1	4.1			
9/ 6/78	7.3	7.8	10.5	6.0	6.6	6.8		
10/11/78	7.8	8.4	10.8	7.4	8.1	8.7	12.3	
11/ 8/78	6.8	7.0	8.6	5.4	5.6	5.5	6.8	4.2

PREPARED BY FEDERAL RESERVE BANK OF ST. LOUIS

BORROWINGS FROM FEDERAL RESERVE BANKS ALL MEMBER BANKS IN THE NATION

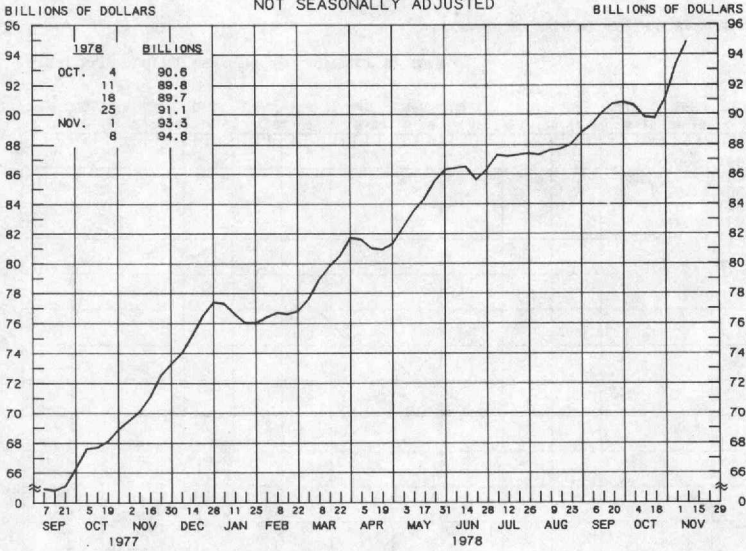


BUSINESS LOANS (COMMERCIAL AND INDUSTRIAL) WEEKLY REPORTING LARGE COMMERCIAL BANKS SEASONALLY ADJUSTED



PREPARED BY FEDERAL RESERVE BANK OF ST. LOUIS

CERTIFICATES OF DEPOSIT
 LARGE COMMERCIAL BANKS
 WEDNESDAY FIGURES
 NOT SEASONALLY ADJUSTED



LATEST DATA PLOTTED WEEK ENDING: NOVEMBER 6, 1978

CURRENT DATA APPEAR IN THE BOARD OF GOVERNORS' H.6 RELEASE.

NEGOTIABLE TIME CERTIFICATES OF DEPOSIT ISSUED IN DENOMINATIONS OF \$100,000 OR MORE BY LARGE WEEKLY REPORTING COMMERCIAL BANKS.

PREPARED BY FEDERAL RESERVE BANK OF ST. LOUIS