

MESSAGE OF THE
President of the United States

TRANSMITTING

THE BUDGET

FOR THE SERVICE OF THE
FISCAL YEAR ENDING JUNE 30

1935



UNITED STATES
GOVERNMENT PRINTING OFFICE
WASHINGTON : 1934

TABLE OF CONTENTS

	Page
Budget message of the President of the United States.....	v
Explanatory synopsis of the estimates of appropriations.....	xv
Explanation of functional chart and statement.....	A1
Chart (estimates of appropriations, receipts, and expenditures, for fiscal year 1935).....	A3
Balanced statement of the condition of the Treasury with respect to (1) general and special funds at the end of the last completed fiscal year, 1933; (2) the estimated condition of the Treasury at the end of the fiscal year in progress, 1934; and (3) the estimated condition of the Treasury at the end of the ensuing year, 1935, if the financial proposals contained in Budget are adopted.....	A7
Estimates of <i>general and special fund appropriations</i> for the fiscal year 1935 compared with appropriations for the fiscal years 1934, and 1935 and estimated receipts and expenditures for the fiscal years 1935 and 1934 compared with actual receipts and expenditures for 1933.....	A8
Estimates of <i>trust and contributed fund appropriations</i> for the fiscal year 1935 compared with appropriations for the fiscal years 1934 and 1933 and estimated receipts and expenditures for the fiscal years 1935 and 1934 compared with actual receipts and expenditures for 1933.....	A11
Estimated <i>general and special fund receipts</i> , exclusive of postal revenues, fiscal year 1935, compared with prior years.....	A12
Estimated <i>trust and contributed fund receipts</i> , fiscal year 1935, compared with prior years.....	A17
Estimates of <i>general and special fund appropriations</i> and expenditures, by organization units, for the fiscal year 1935, compared with prior years.....	A19
Estimates of <i>trust and contributed fund appropriations</i> and expenditures, by organization units, for the fiscal year 1935, compared with prior years.....	A75
<i>General and special fund</i> permanent appropriations included in Budget Statement No. 3, table A.....	A76
<i>Trust and contributed fund</i> permanent appropriations included in Budget Statement No. 3, table B.....	A78
Summary of allotments and estimated expenditures from appropriation, National Industrial Recovery, 1933-35, \$3,300,000,000, up to November 1, 1933.....	A80
Summary of estimated expenditures of the Reconstruction Finance Corporation, fiscal years 1935 and 1934, compared with actual expenditures for the fiscal years 1933 and 1932.....	A82
Estimated expenditures and receipts of the Post Office Department and Postal Service, fiscal year 1935, compared with prior years, detail statement by activities, etc., indicating postal deficiency.....	A84
Summary of expenditures, classified by governmental functions, fiscal year 1935, compared with prior years.....	A86
Summary of estimated expenditures for public works, fiscal years 1935 and 1934, compared with actual expenditures for the fiscal year 1933.....	A88
Summary of general expenditures, by "Character and objects of expenditure", of estimated obligations under estimates of appropriations for the fiscal year 1935, compared with estimated obligations under appropriations for 1934 and actual obligations under appropriations for 1933.....	A96
Summary of emergency expenditures, by "Character and objects of expenditure", of estimated obligations under estimates of appropriations for the fiscal year 1935, compared with estimated obligations under appropriations for 1934 and actual obligations under appropriations for 1933.....	A97
Comparisons of appropriations recommended and appropriations made by Congress, fiscal year 1934 compared with fiscal year 1933, classified by organization units.....	A99
Statement of expenditures under general heads, fiscal years 1921 to 1933, inclusive.....	A100
Statement of balances of appropriations of June 30, 1933, and of appropriations for the fiscal year 1934 (including permanent and indefinite appropriations), as of November 1, 1933, reported by the Secretary of the Treasury.....	A112
Statement of operations, public-debt receipts, and expenditures, fiscal year ended June 30, 1933.....	A113
Detailed statement of outstanding debt at close of business June 30, 1933, compared with June 30, 1932, and June 30, 1916.....	A114
Cumulative sinking-fund statements reported by the Secretary of the Treasury.....	A117
Estimated public-debt issues, redemptions, and purchases, fiscal years 1935 and 1934, compared with actual figures for 1933.....	A119
Securities owned by the United States Government, June 30, 1933.....	A120
Statement comparing for the fiscal years 1935, 1934, and 1933, by rates of pay, the numbers and salaries of permanent civilian positions in the department and field services, the total number and total salaries of all temporary civilian employees and total net salary payments. Group I (Civil).....	A121
Statement comparing for the fiscal years 1935, 1934, and 1933, by rates of pay established by the act of June 10, 1922, as amended, the average number and total pay of military personnel. Group II (Military).....	A126
Statement of transfers of appropriations made during the fiscal year 1933, under authority of section 317 of the act of June 30, 1932.....	A132
Statement of transfers of appropriations made during the fiscal year 1934 to December 31, 1933, and of all transfers contemplated during the remainder of said fiscal year.....	A136
Detailed estimates of appropriations, fiscal year 1935, compared with appropriations for the fiscal year 1934:	
Legislative Establishment.....	1
Executive Office and independent establishments.....	21
Department of Agriculture.....	65
Department of Commerce.....	197
Department of the Interior.....	255
Department of Justice.....	369
Department of Labor.....	393
Navy Department.....	409
Post Office Department.....	445
Department of State.....	463
Treasury Department.....	479
War Department, including Panama Canal.....	527
District of Columbia.....	605
Index.....	661

MESSAGE TRANSMITTING THE BUDGET

To the Congress of the United States:

I transmit herewith the Budget for the year ending June 30, 1935. It contains also estimates of receipts and expenditures for the current year ending June 30, 1934, and includes statements of the financial operations or status of all governmental agencies, including the Reconstruction Finance Corporation. The estimates herein given and included in the Budget have to do with general and special funds—the Government's moneys. They do not relate to trust and contributed funds, which are not Government moneys, except where expressly referred to as such.

GENERAL FINANCIAL POSITION

In my annual message to the Congress I have already summarized the problems presented by the deflationary forces of the depression, the paralyzed condition which affected the banking system, business, agriculture, transportation, and, indeed, the whole orderly continuation of the Nation's social and economic system.

I have outlined the steps taken since last March for the resumption of normal activities and the restoration of the credit of the Government.

Of necessity these many measures have caused spending by the Government far in excess of the income of the Government.

The results of expenditures already made show themselves in concrete form in better prices for farm commodities, in renewed business activity, in increased employment, in reopening of and restored confidence in banks, and in well-organized relief.

THE CURRENT FISCAL YEAR

(Ending June 30, 1934)

Exclusive of debt retirement of \$488,171,500 for this year, Budget estimates of expenditures, including operating expenses of the regular Government establishments and also all expenditures which may be broadly classed as caused by the necessity for recovery from the depression will amount this year (ending June 30, 1934) to \$9,403,006,967. (See Budget Statement No. 3, table A.)

This total falls in broad terms into the following classifications:

Expenditures for fiscal year ending June 30, 1934

General:

Departmental.....	\$2, 899, 116, 200
Legislative.....	17, 718, 500
Independent establishments.....	616, 857, 067
	<hr/>
	3, 533, 691, 767
Less public debt retirements.....	488, 171, 500
	<hr/>
Total, general.....	3, 045, 520, 267

Emergency:

Public Works Administration.....	1, 677, 190, 800
Agricultural Adjustment Administration.....	103, 250, 000
Farm Credit Administration.....	40, 000, 000
Emergency Conservation Work.....	341, 705, 600
Reconstruction Finance Corporation.....	3, 969, 740, 300
Tennessee Valley Authority.....	19, 000, 000
Federal Land Banks.....	52, 350, 000
Federal Deposit Insurance Corporation.....	150, 000, 000
National Industrial Recovery Administration.....	4, 250, 000

Total, emergency.....	6, 357, 486, 700
-----------------------	------------------

Total, general and emergency, less public debt retirements.....	9, 403, 006, 967
---	------------------

As against these expenditures, which have either been appropriated for or for which appropriations are asked, the estimated receipts for this fiscal year (ending June 30, 1934) are \$3,259,938,756. (See Budget Statement No. 2, table A.)

On this basis, including, however, certain additional expenditures for 1934 which are not included in the Budget estimates but which I believe to be necessary and amounting to \$1,166,000,000 as shown in a subsequent table herein, the excess of expenditures over receipts will be \$7,309,068,211. Interest charges on the borrowings in excess of Budget estimates will slightly increase this figure.

On the basis of these estimates, the public debt, in the strict sense of the term, at the expiration of this fiscal year will therefore amount to approximately \$29,847,000,000, or an increase as shown above of \$7,309,068,211.

However, as against this increase in the total debt figure, it is right to point out that the various governmental agencies have loans outstanding with a book value of \$3,558,516,189 against which collateral or assets have been pledged.

In order to make clear to the Congress what our borrowing problem is for the next 6 months, permit me to remind you that

we shall have to borrow approximately 6 billion dollars of new money and, in addition, 4 billion dollars to meet maturities of a like amount.

THE FISCAL YEAR 1935

(Ending June 30, 1935)

The Budget estimates of expenditures, exclusive of debt retirement of \$525,763,800 and exclusive also of such sum as may be necessary for new and extraordinary recovery purposes, for the fiscal year ending June 30, 1935 amount to \$3,960,798,700.

Again summarizing the main headings of these expenditures, they fall into the following items:

Expenditures for fiscal year ending June 30, 1935

General:

Departmental.....	\$3, 202, 074, 900
Legislative.....	18, 734, 500
Independent establishments.....	542, 466, 600
	<hr/>
	3, 763, 276, 000
Less public-debt retirements.....	525, 763, 800
	<hr/>
Total, general.....	3, 237, 512, 200
	<hr/>

Emergency:

Public Works Administration.....	1, 089, 883, 100
Agricultural Adjustment Administration.....	5, 000, 000
Emergency conservation work.....	65, 190, 000
Reconstruction Finance Corporation.....	¹ 480, 436, 600
Tennessee Valley Authority.....	31, 000, 000
Federal land banks.....	12, 650, 000
	<hr/>
Total, emergency.....	723, 286, 500
	<hr/>

Total, general and emergency, less public-debt retirements.....	3, 960, 798, 700
---	------------------

It will be noted that many of these items such as public works fall under appropriations made in 1933, the actual expenditures not taking place until after June 30, 1934. (For details of above expenditures see Budget Statement No. 3, table A.)

The above figures do not include additional loans by the Reconstruction Finance Corporation. If its loaning authority is extended beyond June 30, 1934, it is contemplated that any additional loans by it would thereafter be taken from the new and additional recovery fund hereinafter referred to.

¹ Excess of credits—deduct.

The estimates of receipts for the next fiscal year (ending June 30, 1935) exclusive of foreign-debt payments, of increased liquor taxes and of increased revenue flowing from amendments to the existing revenue law, amount to \$3,974,665,479. (See Budget Statement No. 2, table A.)

Therefore, exclusive of debt retirement, these Budget estimates for the next fiscal year show a small surplus of \$13,866,779. But it must be borne in mind that this surplus does not include any additional expenditures for extraordinary recovery purposes.

It is clear that the necessity for relief and recovery will still be with us during the year 1934-35. Additional relief funds will be necessary. Further needs of the country prohibit the abrupt termination of the Recovery Program. No person can on this date definitely predict the total amount that will be needed, nor the itemizing of such an amount. It is my best judgment at this time that a total appropriation of not to exceed 2 billion dollars will, with the expenditures still to be made next year out of existing appropriations, be sufficient.

I shall therefore ask the Congress for appropriations approximating that amount.

This amount is not included in the Budget estimates. If appropriated and expended, therefore, it will change the small estimated surplus of 13 million dollars into a debt increase of nearly 2 billion dollars. It is only fair, of course, to say that such a debt increase would be partially offset by loans made against collateral and assets pledged.

Therefore, the total debt, if increased by the sum of 2 billion dollars during the fiscal year 1935, would amount to approximately \$31,834,000,000 on June 30, 1935. It is my belief that so far as we can make estimates with our present knowledge, the Government should seek to hold the total debt within this amount. Furthermore, the Government during the balance of this calendar year should plan to bring its 1936 expenditures, including recovery and relief, within the revenues expected in the fiscal year 1936.

Let me put it another way: The excess of expenditures over receipts during this fiscal year amounts to over 7 billion dollars. My estimates for the coming fiscal year show an excess of expenditures over receipts of 2 billion dollars. We should plan to have a definitely balanced Budget for the third year of recovery and from that time on seek a continuing reduction of the national debt.

This excess of expenditures over revenues amounting to over 9 billion dollars during 2 fiscal years has been rendered necessary to bring the country to a sound condition after the unexampled crisis

which we encountered last spring. It is a large amount, but the immeasurable benefits justify the cost.

The following table shows expenditures and receipts for the fiscal years 1934 and 1935 as contained in the Budget, plus the additional expenditures which will be made out of additional authorizations and appropriations here recommended. It shows, also, the estimated increase in the public debt and the book value of assets held as security against loans:

	1934	1935	2-year period 1934-35
Receipts ¹	\$3, 259, 938, 756	\$3, 974, 665, 479	\$7, 234, 604, 235
Expenditures (exclusive of debt retirement):			
General	2, 530, 720, 267	2, 486, 768, 200	5, 017, 488, 467
Agricultural Adjustment Administration	514, 800, 000	750, 744, 000	1, 265, 544, 000
Emergency ²	6, 357, 486, 700	723, 286, 500	7, 080, 773, 200
	9, 403, 006, 967	3, 960, 798, 700	13, 363, 805, 667
Additional expenditures from additional appropriations	1, 166, 000, 000	2, 000, 000, 000	3, 166, 000, 000
Total expenditures	10, 569, 006, 967	5, 960, 798, 700	16, 529, 805, 667
Increase in debt ³	7, 309, 068, 211	1, 986, 133, 221	9, 295, 201, 432
Estimated book value of assets held as security for loans			5, 461, 960, 273

¹ These estimates of receipts are predicated on Federal Reserve Board average index of industrial production of 81 for fiscal year 1934 and of 98 for the fiscal year 1935:

	Calendar year average	Fiscal year average
1929	119	118
1930	96	110
1931	81	87
1932	64	70
1933	^a 76	67
1934	^b 85	^b 81
1935		^b 98

² These include net expenditures after deducting Reconstruction Finance Corporation repayments in 1935 of \$480,436,600.

³ This figure does not include contingent liabilities such as Reconstruction Finance Corporation debentures issued to banks and other institutions.

- Partially estimated.
- Estimated.

APPROPRIATIONS

The Budget estimates of appropriations for 1935, exclusive of Agricultural Adjustment Administration benefit payments and refunds of processing taxes, but inclusive of all other appropriations for regular departments and independent establishments including

interest on the debt and debt retirement are \$2,980,293,833.60. When compared with Budget estimates of appropriations transmitted in the Budget for 1934 they show a reduction of \$684,913,167.

A tabular comparative summary of receipts, estimates, appropriations, and expenditures, classified according to general and emergency items and listed by departments and under other general heads, appears in Budget Statement No. 1, table B.

TAXES

The estimates of receipts take no account of the additional revenue which may be obtained from an increase in liquor taxes and from the proposed changes in the income-tax law. Since neither of these tax measures has come before Congress as yet, no accurate estimate can be made of their yield. However, if as proposed by the Committee of Ways and Means, the tax on distilled spirits is increased from \$1.10 a gallon to \$2 a gallon, and the rates of tax on wines are also increased, the estimated revenue would be increased by approximately \$50,000,000, assuming that consumption is not affected by additional gallonage taxes imposed by the States. Considerable additional revenue can also be secured from administrative changes in the income-tax law, which may amount to as much as \$150,000,000 for a full year.

The estimates for the Post Office Department are predicated upon a continuation of the 3-cent postal rate for nonlocal mail. It is highly important that this rate be continued. I recommend its continuance.

ECONOMY LEGISLATION

The estimates of appropriations submitted in the Budget are predicated on the continuation of certain economy legislative provisions which I ask to be enacted and which are appended hereto. The most important is that having to do with reduction of compensation of Federal employees. It is eminently fair that, the cost of living having fallen as compared with 1928, the employees of the Government sustain some reduction in compensation. This is not inconsistent with our policy of advocating an increase in wages in industry. For wages there had fallen far beyond any reduction contemplated for Federal employees and in most grades are even now substantially below compensation paid Federal employees under the maximum reduction of 15 percent.

Among the legislative provisions appended hereto is one prohibiting automatic increases in compensation except in the Army, Navy, and Marine Corps. The personnel of these three services are engaged in a life service to their country. Some, by reason of the pay freezes,

have sustained reduction in compensation of more than 25 percent. They are, therefore, in a different category from those in other governmental agencies. They should, in 1935, be released from the restrictions on automatic increases in compensation.

CONTROL

Up to now there has been no coordinated control over emergency expenditures. Today, by Executive order, I have imposed that necessary control in the Bureau of the Budget.

Heretofore, emergency expenditures have not been subject to audit by the Comptroller General of the General Accounting Office. Today I am, by Executive order, reposing in him the authority to conduct such an audit and to continue to audit each such expenditure. Hereafter, therefore, just as in the departmental expenditures, there will be, in emergency expenditures, a pre-Budget and a post audit.

By reason of the fact that the Bureau of the Budget has had no control in the past over the various expenditures, obligations, and allotments made by the emergency organizations, the task of preparing the present Budget has been the most difficult one since the Budget and Accounting Act went into effect in 1921. These difficulties, in future years, will be substantially minimized by the control which I have established.

It is evident to me, as I am sure it is evident to you, that powerful forces for recovery exist. It is by laying a foundation of confidence in the present and faith in the future that the upturn which we have so far seen will become cumulative. The cornerstone of this foundation is the good credit of the Government.

It is, therefore, not strange nor is it academic that this credit has a profound effect upon the confidence so necessary to permit the new recovery to develop into maturity.

If we maintain the course I have outlined, we can confidently look forward to cumulative beneficial forces represented by increased volume of business, more general profit, greater employment, a diminution of relief expenditures, larger governmental receipts and repayments, and greater human happiness.

FRANKLIN D. ROOSEVELT.

JANUARY 3, 1934.

APPENDIX

TEXT OF LEGISLATION RECOMMENDED IN CONNECTION WITH THE
BUDGET FOR 1935

TITLE —. ECONOMY PROVISIONS

COMPENSATION AND PENSION REDUCTIONS

SEC. —. (a) Title II of the act entitled “An act to maintain the credit of the United States Government”, approved March 20, 1933, is amended as follows:

(1) Section 2 is amended by inserting after “1934” the following: “and the fiscal year ending June 30, 1935”; and

(2) Section 3 (b) is amended by inserting before the period at the end thereof the following: “during the fiscal year ending June 30, 1934, and shall not exceed 10 per centum during the fiscal year ending June 30, 1935.”

(b) Section 107 (except par. (5) of subsection (a) thereof and subsection (b) thereof) of part II of the Legislative Appropriation Act, fiscal year 1933 (relating to certain special salary reductions); section 12 (relating to compensation reductions of officers and employees of insular possessions), section 13 (relating to the retired pay of certain judges), section 14 (relating to reduction in compensation benefits to certain civilian employees), and section 15 (relating to reductions in certain private pensions) of the Independent Offices Appropriation Act, 1934; and section 18 (relating to pensions for military service prior to the Spanish-American War) of title I of such act of March 20, 1933, are hereby continued in full force and effect for the fiscal year ending June 30, 1935, and for the purpose of continuing such sections with respect to the fiscal year ending June 30, 1935, the figures “1933” shall be read as “1935” and the figures “1934” shall be read as “1935”; except that in the application of such sections 12, 13, and 18 with respect to the fiscal year ending June 30, 1935 (but not with respect to the fiscal year ending June 30, 1934), the percentage of reduction shall be the percentage applicable to officers and employees of the Federal Government generally.

(*c*) Notwithstanding the provisions of the antideficiency acts, deficiencies in their respective appropriations made during the second session of the Seventy-third Congress and available for obligation during the fiscal year ending June 30, 1935, may be incurred during such fiscal year by any executive department or independent establishment and the municipal government of the District of Columbia, upon written order of the President specifying the amount of the deficiency which may be incurred, and by the legislative branch of the Government and the agencies customarily considered a part of such branch; but such deficiencies may be incurred only to the extent necessary to enable the payment to officers and employees of such activities of sums for which the available appropriation is inadequate by reason of a diminution in the percentage of reduction of compensation in pursuance of action of the President under the provisions of section 3 of title II of such act of March 20, 1933, as continued for the fiscal year 1935.

PROVISIONS RELATING TO PERSONNEL AND MISCELLANEOUS PROVISIONS

SEC. —. Title II of the act entitled "An act to maintain the credit of the United States Government", approved March 20, 1933, is amended by inserting at the end thereof the following:

"SEC. 10. (*a*) The following sections, as amended, of part II of the Legislative Appropriation Act, fiscal year 1933, are hereby continued in full force and effect during the fiscal year ending June 30, 1935: Sections 201 (suspending automatic increases in compensation), 203 (prohibiting filling of vacancies), 206 (except subsections (*a*) and (*b*) thereof) (reducing travel allowances), 214 (authorizing temporary assignments in the Postal Service), 315 (restricting transfer of noncivilian personnel), 317 (authorizing transfers of appropriations), and 323 (reducing jurors' and witnesses' fees).

"(*b*) The following sections of the Treasury-Post Office Appropriation Act, fiscal year 1934, are hereby continued in full force and effect during the fiscal year ending June 30, 1935: Sections 7 (prohibiting administrative promotions) and 18 (suspending reenlistment allowances).

"(*c*) Section 9 (*a*) of the Independent Offices Appropriation Act, 1934 (relating to rotative furlough), is hereby continued in full force and effect during the fiscal year ending June 30, 1935.

"(*d*) For the purpose of continuing the sections enumerated in subsections (*a*), (*b*), and (*c*) of this section in the application of such sections with respect to the fiscal year ending June 30, 1935: The figures '1933' shall be read as '1935'; the figures '1934' as '1935' (except in the case of the second proviso of such section 317); in the case of the first proviso of such section 317, the figures '1935'

shall be read as '1937', the figures '1934' shall be read as '1936', and the figures '1933' shall be read as '1935'; and in the case of section 203, the figures '1932' shall be read as '1934'.

"(e) In the application of the sections enumerated in subsections (a), (b), and (c) of this section with respect to the fiscal year ending June 30, 1935 (but not with respect to the fiscal year ending June 30, 1934), the following amendment shall apply:

"(1) Section 201 (suspending automatic increases in compensation) of part II of the Legislative Appropriation Act, fiscal year 1933, is amended by inserting at the end thereof the following: 'During the fiscal year ending June 30, 1935, this section shall not apply to the commissioned and other personnel of the Army, Navy, and Marine Corps, and the amount to which the reduction of compensation under section 2 of title II of the act of March 20, 1933, shall be applied shall include increments of compensation which, under the provisions of law (without regard to economy laws), accrue during the fiscal year ending June 30, 1935, and would have accrued during the period during which automatic increases in compensation were suspended. This amendatory provision shall not authorize the payment of back compensation, but the provisions of law suspending administrative promotions and prohibiting reallocation of positions shall not be held to prohibit the increases allowed hereunder.'

"(f) No part of the appropriations made during the second session of the Seventy-third Congress shall be used to pay any increase in the salary of any officer or employee of the United States Government by reason of the reallocation of the position of such officer or employee to a higher grade after June 30, 1932, by the Personnel Classification Board or the Civil Service Commission, and salaries paid accordingly shall be payment in full.

"(g) Each permanent specific annual appropriation available during the fiscal year ending June 30, 1935, is hereby reduced for that fiscal year by such estimated amount as the Director of the Bureau of the Budget may determine will be equivalent to the savings that will be effected in such appropriation by reason of the application of this title."

EXPLANATORY SYNOPSIS OF ESTIMATES OF APPROPRIATIONS

FOR ALL BRANCHES OF THE GOVERNMENT

LEGISLATIVE ESTABLISHMENT

Subdivision	Appropriations, 1934	Budget estimates, 1935, including restoration of one third of legislative reduction in compensation	Decrease (—) or increase (+) compared with appropriations for 1934
Annual appropriations:			
United States Senate.....	\$2,970,991.00	\$2,874,967.60	—\$96,023.40
House of Representatives.....	7,426,459.00	7,505,826.00	+79,367.00
Legislative miscellaneous.....	185,395.00	189,224.00	+3,829.00
Architect of the Capitol.....	1,590,315.00	1,369,594.00	—220,721.00
Botanic Garden.....	113,725.00	160,500.00	+46,775.00
Library of Congress.....	2,090,235.00	2,149,369.00	+59,134.00
Government Printing Office.....	2,462,800.00	3,181,612.00	+718,812.00
Total annual appropriations....	16,839,920.00	17,431,092.60	+591,172.60
Permanent appropriations:			
Library of Congress.....	800.00	800.00	-----
Total annual and permanent appropriations.....	16,840,720.00	17,431,892.60	+591,172.60
Trust and contributed funds:			
Library of Congress.....	70,000.00	62,000.00	—8,000.00
Grand total, Legislative Branch.	16,910,720.00	17,493,892.60	+583,172.60

Annual appropriations:

UNITED STATES SENATE

There is a net decrease of \$96,023.40 in the estimates of the United States Senate. The major decrease is in the item for expenses of inquiries and investigations, \$94,455. Several small increases and decreases appear in the other individual estimates, which account for the further decrease of \$1,568.40.

HOUSE OF REPRESENTATIVES

The net increase in the estimates for the House of Representatives amounts to \$79,367. The principal increases are \$43,750 for mileage of Members and Delegates and \$91,500 in the contingent expense items. These are partially offset by reductions elsewhere in the estimates, the items for salaries of officers and employees showing a decrease of \$19,968, and the item for clerk hire for Members and Delegates \$36,665. Other small items of increase and decrease account for the total of the net increase.

ARCHITECT OF THE CAPITOL

There is a net decrease of \$220,721 in the estimates for the Architect of the Capitol. They carry increases of \$17,736 in the item for Capitol Buildings and repairs; \$10,218 in the item for the maintenance of the House

Office Buildings and \$27,807 for the Capitol power plant. For the Library of Congress Building they show an increase of \$21,890 for maintenance, repairs, etc., and \$28,965 in the item for the furniture and equipment of the Library. These increases total \$106,616, to offset which there is a decrease of \$325,000 in the nonrecurring item appropriated in 1934 for completing the addition to the Library of Congress Building. Taking into account other small items of increase and decrease, the estimates show the net reduction stated above.

BOTANIC GARDEN

The estimates for the Botanic Garden, which embrace its administration, maintenance, operation, repairs, and improvements, show an increase of \$46,775. This is mainly in the estimate for the maintenance, operation, etc., which carries an increase of \$46,275. The difference is accounted for by a small increase in the estimate for salaries.

LIBRARY OF CONGRESS

The estimates under this heading, which are for the general administration of the Library of Congress and the incidental expenses thereof, show a net increase of \$59,134. This is confined largely to the items for salaries, etc., which show an increase of \$23,569 and to the item for "Increase of the Library", \$30,000, which provides for the purchase of books, etc., and the miscellaneous expenses incident to their acquisition. Other small items of both increase and decrease go to make up the total of the net increase.

GOVERNMENT PRINTING OFFICE

The estimate for the working capital for public printing and binding is \$2,500,000 as compared with an appropriation of \$1,750,000 for 1934, an increase of \$750,000. Offsetting this are decreases of \$20,388 and \$10,800, respectively, in the estimates for salaries and general expenses, Office of the Superintendent of Documents. This shows a net increase in the 1935 estimates for the Government Printing Office of \$718,812 over the appropriation for 1934. It should be noted, however, that the availability of funds under the 1935 estimates is \$281,188 less than the availability under the appropriations for 1934. This arises from the fact that the 1934 direct appropriation of \$1,750,000 for the working capital carried also an authority to use for that purpose \$1,000,000 of the savings accruing under the provisions of the Economy Act.

EXECUTIVE OFFICE AND INDEPENDENT ESTABLISHMENTS, EXCEPT VETERANS' ADMINISTRATION AND FARM CREDIT ADMINISTRATION

[Farm Credit Administration statement follows the statement for the Department of Agriculture]

Bureau or subdivision	Appropriations, 1934	Authorized obligations, 1934	Budget estimate, 1935, including restoration of one third of legislative reduction in compensation	Decrease (—) or increase (+) compared with authorized obligations, 1934
Executive Office..... Annual appropriations.....	\$369,483.00	\$369,483.00	\$379,419.00	+ \$9,936.00
American Battle Monuments Commission..... Annual appropriations.....	129,000.00	129,000.00	-----	—129,000.00
Board of Mediation..... Annual appropriations.....	120,000.00	120,000.00	125,564.00	+5,564.00
Board of Tax Appeals..... Annual appropriations.....	490,000.00	490,000.00	502,116.00	+12,116.00
Civil Service Commission..... Annual appropriations.....	1,050,000.00	1,050,000.00	1,476,000.00	+426,000.00
Employees Compensation Commission..... { Annual appropriations.....	4,169,000.00	4,169,000.00	4,353,410.00	+184,410.00
..... { Permanent appropriations (trust funds).....	31,000.00	31,000.00	15,000.00	—16,000.00
Total.....	4,200,000.00	4,200,000.00	4,368,410.00	+168,410.00
Federal Emergency Administration of Public Works..... Annual appropriations.....	3,300,000,000.00	3,300,000,000.00	-----	—3,300,000,000.00
Federal Home Loan Bank Board..... { Annual appropriations.....	150,000.00	150,000.00	-----	—150,000.00
..... { Permanent appropriations.....	286,000.00	286,000.00	317,420.00	+31,420.00
Total.....	436,000.00	436,000.00	317,420.00	* —118,580.00
Federal Oil Conservation Board..... Annual appropriations.....	7,803.00	7,803.00	-----	—7,803.00
Federal Power Commission..... { Annual appropriations.....	210,000.00	210,000.00	277,303.00	+67,303.00
..... { Permanent appropriations.....	66,150.00	66,150.00	73,275.00	+7,125.00
Total.....	276,150.00	276,150.00	350,578.00	+74,428.00
Federal Radio Commission..... Annual appropriations.....	640,000.00	640,000.00	666,885.00	+26,885.00
Federal Reserve Board..... Permanent appropriations.....	1,627,293.00	1,627,293.00	-----	—1,627,293.00
Federal Trade Commission..... Annual appropriations.....	1,185,000.00	1,185,000.00	1,242,730.00	+57,730.00
General Accounting Office..... Annual appropriations.....	3,280,000.00	3,280,000.00	3,461,920.00	+181,920.00
Interstate Commerce Commission..... { Annual appropriations.....	5,190,000.00	5,190,000.00	5,430,970.00	+240,970.00
..... { Permanent appropriations (trust funds).....	500,000.00	500,000.00	-----	—500,000.00
Total.....	5,690,000.00	5,690,000.00	5,430,970.00	—259,030.00
National Advisory Committee for Aeronautics..... Annual appropriations.....	695,000.00	695,000.00	726,492.00	+31,492.00
Smithsonian Institution..... { Annual appropriations.....	820,000.00	820,000.00	864,024.00	+44,024.00
..... { Permanent appropriations.....	60,000.00	60,000.00	60,000.00	-----
Total.....	880,000.00	880,000.00	924,024.00	+44,024.00
Supreme Court Building Commission..... Annual appropriations.....	3,490,000.00	3,490,000.00	-----	—3,490,000.00
Tariff Commission..... Annual appropriations.....	800,000.00	800,000.00	840,898.00	+40,898.00
U.S. Geographic Board..... Annual appropriations.....	9,000.00	9,000.00	9,440.00	+440.00
Grand total, annual.....	3,322,804,286.00	3,322,804,286.00	20,357,171.00	—3,302,447,115.00
Grand total, permanent.....	2,039,443.00	2,039,443.00	450,695.00	—1,588,748.00
Grand total, trust funds.....	531,000.00	531,000.00	15,000.00	—516,000.00
Grand total, Executive Office and independent establishments, except Veterans' Administration and Farm Credit Administration.....	3,325,374,729.00	3,325,374,729.00	20,822,866.00	—3,304,551,863.00

A comparison of the amount estimated for expenses of the Executive Office and independent establishments, except the Veterans' Administration and the Farm Credit Administration, shows a net decrease of \$3,304,551,863 below the total of authorized obligations for the fiscal year 1934, largely because of the appropriation of \$3,300,000,000 in 1934 for the Federal Emergency Administration of Public Works, which is a nonrecurring item. This net decrease, however, involves an increase of \$1,004,422 due to the restoration in the fiscal year 1935 of one third of the legislative reduction in compensation. The other principal increases and decreases are explained in the text as follows:

EXECUTIVE OFFICE

The estimates for the Executive Office provide for the salaries of the President, the Vice President, and the President's office force, miscellaneous office expenses, printing and binding, traveling expenses, and supplies and materials.

The estimates for 1935 provide for increases of \$700 for printing and binding and \$5,000 for traveling expenses, and a decrease of \$12,631 for miscellaneous expenses incident to maintenance of Executive Mansion and grounds.

BOARD OF MEDIATION

When a controversy coming within the provisions of the Railway Labor Act arises between a carrier and its employees one party or both may request the Board of Mediation to undertake an adjustment of the difficulty, or the Board may tender its services. Should the Board fail to bring about an adjustment through mediation, it becomes its duty to try to persuade carrier and employees to submit their differences to a board of arbitration. One member of such a board is selected by the interested employees, one by the carrier, and the third—a neutral member—by the two other members. In the event a board is not selected, the Board of Mediation may name two members, the third member to be selected in the same manner as a third member is selected for a board of arbitration. Should the dispute still remain unadjusted, and in the opinion of the Board of Mediation, threatens substantially to interrupt interstate commerce, it becomes the duty of the Board to notify the President of the situation, who may in his discretion create an "emergency board" to investigate and report to him the facts respecting the dispute. There is no material change in the estimate for this activity.

BOARD OF TAX APPEALS

The Board has jurisdiction to hear appeals of taxpayers from decisions by the Commissioner of Internal Revenue in cases involving income, excess profits, and estate taxes. The Board is composed of 16 members, each member constituting a division of the Board for hearing cases assigned to him. The Board functions in the manner of a court. Its decisions are reviewable by the United States Circuit Court of Appeals and the Court of Appeals of the District of Columbia on petitions for review. From these courts appeals may be taken to the United States Supreme Court on writs of certiorari. There is no material change in the estimate for this activity except for a small decrease in personnel.

CIVIL SERVICE COMMISSION

The Commission prepares for and holds competitive examinations, and rates and certifies eligibles for approximately 1,700 different kinds of positions in the classified civil service comprising more than 460,000 positions; maintains service records of permanent employees not only in the Federal classified service, but also of employees in other branches of the Government who are subject to the Retirement Act, and establishes and supervises Retirement Act accounting systems in the different establishments; administers the Retirement Act and the Classification Act. In connection with the latter act, it ascertains the duties and responsibilities of positions within the scope of the act, allocates positions to appropriate salary grades, and prepares class specifications and standards for the guidance of appointing officers.

The \$1,476,000 approved for the Commission for 1935, provides \$1,421,000 for salaries and expenses, and \$55,000 for printing and binding. The estimates for 1935 show increases of \$393,000 for salaries, of which \$200,000 may be used in the fiscal year 1934, and \$33,000 for printing and binding, of which \$20,000 may also be used in 1934. These increases are provided to enable the Commission to continue an examination program required to meet the needs of the Federal service for qualified employees, and to perform additional work in connection with the industrial recovery program.

EMPLOYEES' COMPENSATION COMMISSION

The act of Congress creating the Employees' Compensation Commission assures compensation, including reasonable medical and hospital treatment, to all civil employees of the Federal Government, employees of the District of Columbia except firemen and policemen, and officers and enlisted men of the Naval Reserve on authorized training duty in time of peace, who sustain personal injuries in performance of their duties.

The Commission also administers the Longshoremen's and Harbor Workers' Compensation Act, which is for the protection of all employees engaged in maritime employment on navigable waters of the United States who sustain injury in the line of duty and the benefit of their dependents in case of death. Under this act, the employer bears all compensation and death benefit costs, the Commission bearing only the administrative costs. The net increase of \$168,410 for this activity is largely for compensation benefits.

FEDERAL EMERGENCY ADMINISTRATION OF PUBLIC WORKS

Under the provisions of the National Industrial Recovery Act, approved June 16, 1933, and the Fourth Deficiency Act, fiscal year 1933, approved June 16, 1933, making an appropriation of \$3,300,000,000, allotments aggregating \$2,943,249,328 have been made.

Among the special allotments are the following:

Farm Credit Administration.....	\$100,000,000
Tennessee Valley Authority.....	50,000,000
Department of the Navy.....	238,000,000
Federal-aid highway system.....	400,000,000
Total.....	788,000,000

Other allotments totaling \$2,155,249,328 have been made up to and including December 12, 1933. These executive allotments provide \$322,587,315 to the Emergency Conservation Fund, \$4,765,000 for the National Industrial Recovery Administration, \$100,001,000 for the Public Works Emergency Housing Corporation, \$400,005,000 for the Civil Works Administration, \$714,808,851.50 for Federal projects, \$8,931,000 for relief highway projects, \$419,370,225.79 for public bodies, \$176,808,000 for railroads, \$1,160,731 for special allotments, and \$6,812,205 for administrative expenses of the Federal Emergency Administration of Public Works. The sum of \$50,000,000 is held as an administrative and special reserve, and the balance available for additional allotments is \$306,750,672.

The allotment of \$714,808,851.50 for Federal projects has been allocated to the executive departments and establishments as follows:

Agriculture.....	\$56,114,747
Commerce.....	9,042,180
Justice.....	1,254,512
Labor.....	1,942,980
Post Office.....	7,600
State.....	1,961,000
Interior.....	196,750,133
Treasury.....	87,277,153
War.....	313,783,528
Navy.....	36,765,924
Independent Offices.....	8,149,594
District of Columbia.....	1,759,500

FEDERAL HOME LOAN BANK BOARD

The Federal Home Loan Bank Board supervises and directs the operations of the Federal home loan banks, 12 in number, as provided in the Federal Home Loan

Bank Act, and causes studies to be made of home financing in the United States. The Federal home loan bank system provides a permanent reservoir of credit (comparable with the Federal Reserve System) for eligible institutions as set forth in the act, such as building and loan associations, savings and loan associations, co-operative banks, homestead associations, insurance companies, and savings banks, which institutions, however, must come within the requirements of the act.

Under authority of the Home Owners' Loan Act of 1933, approved June 13, 1933, the Federal Home Loan Bank Board has created the Home Owners' Loan Corporation with the members of the Board serving as the board of directors of the corporation, and by section 5 (a) of the same act the Board has provided for the organization, incorporation, examination, operation, and regulation of Federal savings and loan associations.

The operating expenses of the Federal Home Loan Bank Board are paid from semiannual assessments on Federal home loan banks.

There is a net decrease of \$118,580 in the estimates, due to a nonrecurring item of \$150,000 for savings and loan promotion which is offset, in part, by an increase in the amount estimated to be necessary for the operation of the Board in 1935.

FEDERAL POWER COMMISSION

The Commission has general administrative control over all power sites on navigable waters, public lands, and reservations of the United States, and over the location, design, construction, maintenance, and operation of power projects upon such sites. It also has administrative control of the maintenance of a system of accounting for determining net investment in licensed power projects, and exercises limited jurisdiction over rates, service, and securities of licensees. It levies annual charges for reimbursement to the United States for the cost of administration of the Federal Water Power Act and for the use of United States property, including lands, dams, etc., and it makes general investigation of power resources and their relation to interstate and foreign commerce, and publishes reports relating thereto.

As compared with the authorized obligations for salaries and general expenses for the fiscal year 1934, there is an increase of \$67,803 in the estimates for 1935. Of this increase, the estimates propose that \$20,000 be made available for immediate expenditure. The increase is for the purpose of employing additional accounting and legal assistants and to eliminate the necessity of administrative furloughs. It is proposed to establish 10 new positions—1 attorney, 2 attorney-examiners, 3 accountants and auditors, and 4 clerk-stenographers. The increase in personnel is to provide for a serious arrearage of the work involved in determining the net investment in power projects licensed under the Federal Water Power Act, and other accounting determinations relating to operating costs, depreciation, taxes, and net earnings, also required by the act.

There is also an increase in the Commission's permanent appropriation of \$7,125 for payment to States under the Federal Water Power Act. Under the provisions of the act, the respective public-land States, wherein are situated licensed power projects, receive 37½ percent of the charges arising from licenses for the occupancy and use of national forests and public lands.

FEDERAL RADIO COMMISSION

The duties of the Federal Radio Commission are to regulate all wireless-communication activities, including broadcasting, ship, amateur, and point-to-point services within the jurisdiction of the United States; the issuance of licenses and the allocation of frequencies, etc., for the purpose of bringing about clearer and better transmission and reception. There is no material change in the estimate for this activity.

FEDERAL RESERVE BOARD

The estimates for 1935 do not contain any amounts for the Federal Reserve Board as the expenses of the Board are defrayed from assessments on Federal Reserve banks and, under section 6 (b) of the Banking Act of 1933, approved June 16, 1933 (Public, No. 66, 73d Cong.), are no longer to be considered Government funds or appropriated moneys.

FEDERAL TRADE COMMISSION

Under the law it is the duty of the Commission to prevent unfair methods of competition in interstate commerce and export trade of the United States. Upon request of the President, the Congress or the Attorney General, or upon its own initiative, the Commission investigates alleged violations of the antitrust laws. It submits to Congress when requested factual reports in respect to corporations engaged in interstate commerce. It administers the Securities Act of 1933, which requires a full disclosure of the character of securities sold in interstate and foreign commerce and through the mails. The primary function in connection with this act is to prevent fraud in the sale of securities. The Commission investigates trade conditions in foreign countries, and administers the Export Trade Act, which exempts associations of American corporations engaged solely in export trade from the provisions of the antitrust laws. It also administers the Clayton Act relating to unlawful price discriminations, to tying and exclusive leases and sales, and to corporate-stock acquisitions and interlocking directorates. There is no material change in the estimate for this activity.

GENERAL ACCOUNTING OFFICE

The Comptroller General of the United States is charged by law, independently of the executive departments, with the settlement and adjustment of all claims and demands for or against the Government of the United States and all accounts in which the Government of the United States is concerned either as debtor or creditor. There is no material change in the estimate for this activity.

INTERSTATE COMMERCE COMMISSION

The Interstate Commerce Commission has jurisdiction over all common carriers engaged in the interstate transportation of passengers or property, wholly by railroad, or partly by railroad and partly by water under certain conditions; pipe lines for certain commodities; telegraph, telephone, and cable companies (whether wire or wireless), operating between the various States, Territories, or Districts of the United States, or between the United States and any foreign country; express- and

sleeping-car companies, and certain other facilities used in the interstate transportation of persons and property. It enforces the provisions of the Interstate Commerce Act, which requires all rates to be just and reasonable, and prohibits unjust discrimination and undue or unreasonable preference, or advantage in transportation rates or facilities. It enforces the safety appliance acts, requiring railroad cars and locomotives to be equipped with certain named appliances, to insure the safety of employees, and the safe operation of trains; the Locomotive Inspection Act requiring railroad companies to equip their locomotives with safe and suitable boilers and appurtenances thereto and applying with equal force to the tender and its appurtenances. It also enforces other acts intended to insure the safety of employees and the safe transportation of passengers and property by railroad.

There is no material change in the estimates for the maintenance of this activity. They do not, however, provide any funds for the general railroad contingent fund, for which \$500,000 was set up in the fiscal year 1934. This fund was discontinued by the act of June 16, 1933.

NATIONAL ADVISORY COMMITTEE FOR AERONAUTICS

The Committee supervises, directs, and coordinates the scientific study of the problems of aviation, both civil and military, and prevents duplication of effort in this field. It operates at Langley Field, Va., an aeronautical research laboratory and conducts fundamental research work for the War, the Navy, and Commerce Departments to improve performance, efficiency, and safety of aircraft for all purposes. There is no material change in the estimates for this activity.

THE SMITHSONIAN INSTITUTION

The Smithsonian Institution was created by act of Congress in 1846 under the terms of the will of James Smithson, an Englishman, who in 1826 bequeathed his fortune to the United States to found, at Washington, under the name of the "Smithsonian Institution", an establishment for the "increase and diffusion of knowledge among men." There is no material change in the estimates for this activity.

TARIFF COMMISSION

The Commission is the advisory and investigational agency of Congress, of the President, and the executive departments and other governmental agencies, in matters pertaining to the tariff and related economic problems. It deals with unfair practices in the importation and sale of foreign merchandise; investigates and reports to the President, specifying such changes in the rates of existing duties as are found necessary to equalize cost of production at home and abroad; and observes and reports upon discriminations against the foreign trade of the United States. There is no material change in the estimates for this activity.

UNITED STATES GEOGRAPHIC BOARD

The United States Geographic Board was created by Executive order September 4, 1890. Its function is to pass on all unsettled questions concerning geographic names which arise in the departments, determine, change, and fix place names within the United States and its insular possessions, and all names suggested by any officer or employee of the Government shall be referred to the Board for consideration and approval before publication. There is no material change in the estimates for this activity.

VETERANS' ADMINISTRATION

Bureau or subdivision	Appropriations, 1934	Authorized obligations, 1934	Budget estimate, 1935, including restoration of one third of legislative reduction in com- pensation	Decrease (-) or increase (+) com- pared with 1934 authorized obliga- tions,
Annual appropriations:				
Administration, medical, hospital, and domiciliary services.....	\$85, 773, 000. 00	\$77, 564, 614. 00	\$76, 649, 907. 00	-\$914, 707. 00
Printing and binding.....	150, 000. 00	145, 000. 00	130, 000. 00	-15, 000. 00
Pensions.....	319, 230, 000. 00	295, 470, 983. 00	291, 994, 184. 00	-3, 476, 799. 00
Military and naval insurance.....	123, 000, 000. 00	114, 750, 000. 00	112, 300, 000. 00	-2, 450, 000. 00
Hospital and domiciliary facilities and services.....	1, 000, 000. 00	1, 000, 000. 00		-1, 000, 000. 00
Adjusted service certificate fund.....	50, 000, 000. 00	50, 000, 000. 00	50, 000, 000. 00	
Adjusted service and dependent pay.....	2, 835, 000. 00	2, 112, 523. 00	1, 286, 000. 00	-826, 523. 00
Civil service retirement and disability appropriated fund.....	20, 850, 000. 00	20, 850, 000. 00	20, 850, 000. 00	
Total annual.....	602, 838, 000. 00	561, 893, 120. 00	553, 210, 091. 00	-8, 683, 029. 00
Trust fund permanent appropriations:				
United States Government life insurance fund.....	70, 890, 000. 00	68, 490, 000. 00	68, 040, 000. 00	-450, 000. 00
Grand total, Veterans' Administration.....	673, 728, 000. 00	630, 383, 120. 00	621, 250, 091. 00	-9, 133, 029. 00

The total of the estimates for 1935 is a gross decrease below authorized obligations for 1934 of \$12,394,927. However one third of the legislative reductions in salaries and wages, amounting to \$3,261,898, is restored in

the 1935 estimates, leaving a net reduction of \$9,133,029. The principal items comprising this last-named amount are mentioned below.

Annual appropriations:

ADMINISTRATION, MEDICAL, HOSPITAL, AND DOMICILIARY SERVICES

This appropriation covers the expenses of administration, including salaries and operating expenses, of the central office in Washington, the field offices, hospitals, homes, and supply depots; the cost of travel and examination of beneficiaries; payment of burial expenses and reimbursement for such expenses; repairs and alterations to hospitals, homes, and other property in which the Veterans' Administration facilities are housed; payments to contract facilities wherein Veterans' Administration patients are hospitalized; reimbursements to States at the statutory rate for those veterans cared for in State soldiers' homes who are eligible for admission to Veterans' Administration homes for domiciliary care; and in general, all items of expense which are not direct money benefits to the veterans.

The basis for determining the amount of the estimate is the operation of hospitals and homes, involving the utilization of an average of 43,359 Veterans' Administration hospital beds and 23,633 domiciliary beds during the fiscal year 1935. In addition to the use of these beds provision is made for 5,000 beds to be utilized in State and Territorial homes, where veterans are eligible for admission to Veterans' Administration homes for domiciliary care. Provision is also made for the use of an average of 470 beds in hospitals of the Army, Public Health Service, and Interior Department. This makes a total average of 72,462 hospital and domiciliary beds for fiscal year 1935.

This estimate further provides for the operation of other activities of the Veterans' Administration involving the administration of benefits for pensions, insurance, employees' retirement, and other miscellaneous matters, including travel of patients to hospitals for treatment and return home. The expense of burials, also, comes under this appropriation. These various expenses cover veterans of all wars, and in some instances, such as domiciliary and pensions, persons who are members of the Military Establishment in times of peace.

The total decrease in the 1935 estimate, as compared to the authorized obligations for 1934, is \$4,023,697. The restoration of one third of the legislative reduction in salaries and wages reduces this to a net decrease of \$914,707. Notwithstanding these reductions there are 544 additional hospital beds provided for in 1935 over 1934.

PRINTING AND BINDING

The estimate of \$130,000 for this purpose is a decrease of \$15,000 compared with the authorized obligations for 1934.

PENSIONS

The estimate for 1935, totaling \$291,944,184, is a consolidation of former appropriations entitled "Military and naval compensation" and "Army and Navy pensions." This appropriation covers the payment of all pensions and allowances, including emergency officers' retirement pay and various annuities, as authorized by law and the regulations issued by the President pursuant thereto.

This estimate is a net decrease of \$3,476,799 when compared with the authorized obligations for 1934 for this purpose. It contains a one-third restoration of

legislative reductions in the pay of retired emergency officers. The decrease is occasioned principally by the advancing age and constantly increasing death rate among the Civil War veterans and their dependents and reflects the estimated final determination by special review boards of the eligibility of presumptive service connected cases to continue the receipt of pensions.

MILITARY AND NAVAL INSURANCE

The amount estimated under this heading is \$2,450,000 less than the authorized obligations for 1934. Payments are made under this appropriation covering permanent and total disability as a result of war service or during the period the contracts of war risk insurance were carried by the veterans, payments to beneficiaries of soldiers who died in service or during the period such insurance was carried, and payments to the Government life insurance fund to meet obligations sustained by that fund incident to the extra hazards of military or naval service of persons so engaged while protected by Government life policies.

ADJUSTED-SERVICE CERTIFICATE FUND

Prior to the passage of the act of February 27, 1931, amending the World War Adjusted Compensation Act, the Budget estimates and the appropriations for the adjusted-service certificate fund were based upon an actuarial determination of the amount necessary to amortize the face value of adjusted-service certificates in 20 years from the date of issue or on the prior death of the veteran. This amendatory act, however, authorized loans amounting to 50 percent of the face value of each certificate and the payment of such loans from the adjusted-service certificate fund. This practically exhausted the fund and destroyed the actuarial basis for an estimate. Therefore for the past 2 years estimates and appropriations have been based solely upon the amounts required for loans, for repayments to banks of loans made by them on adjusted-service certificates, and for payment of certificates maturing because of deaths. The estimate for 1935 is for this purpose and is in the same amount as appropriated and authorized for obligation in 1934.

ADJUSTED SERVICE AND DEPENDENT PAY

The estimate for 1935 is a decrease of \$826,523 compared with the authorized obligations for 1934. This appropriation covers payments of the amounts due under the World War Adjusted Compensation Act in cases where such benefits are not to be covered by the issuance of an adjusted compensation certificate.

CIVIL-SERVICE RETIREMENT AND DISABILITY FUND

The estimate of \$20,850,000 is for financing the Government's contribution to the fund in accordance with law, and is in the same amount as appropriated each year for this purpose, beginning with the fiscal year 1931.

In view of provisions of law which have since been enacted, it has been recognized that some increase in the Government's contribution should be made in order that the fund may be in a continuing solvent state. A recommendation for a greater appropriation is being withheld, however, awaiting a complete valuation of the fund under current law by the Board of Actuaries. This complete report is not as yet available. .

Permanent appropriation:

UNITED STATES GOVERNMENT LIFE-INSURANCE TRUST FUND

This estimate of \$68,040,000 for 1935 is \$450,000 less than the authorized obligations for the fiscal year 1934.

This item is merely an estimate of the withdrawals from the Treasury to meet losses, loans, and investment of premium receipts from the Government life-insurance policyholders. The fund is thus far self-sustaining and requires no Federal appropriation.

DEPARTMENT OF AGRICULTURE

Bureau or subdivision	Appropriations, 1934	Authorized obligations, 1934	Budget estimate, 1935, including restoration of one third of legislative reduction in compensation	Decrease (—) or increase (+) compared with authorized obligations, 1934
Annual appropriations:				
Office of the Secretary.....	¹ \$1,164,561	\$741,811	\$726,608	—\$15,203
Office of Information.....	1,226,287	916,966	934,107	+17,141
Library, Department of Agriculture.....	100,223	87,551	87,812	+261
Office of Experiment Stations.....	4,607,961	4,579,670	3,493,102	—1,086,568
Office of Extension Service.....	5,655,822	5,321,267	3,868,938	—1,452,329
Weather Bureau.....	3,731,235	2,905,884	3,032,292	+126,408
Bureau of Animal Industry.....	11,358,964	9,123,840	8,637,461	—486,379
Bureau of Dairy Industry.....	655,130	540,000	554,897	+14,897
Bureau of Plant Industry.....	² 3,884,222	3,229,833	2,993,130	—236,703
Forest Service.....	11,531,039	8,833,853	8,244,323	—589,530
Bureau of Chemistry and Soils.....	1,670,194	1,389,305	1,265,040	—124,265
Bureau of Entomology and Plant Quarantine.....	³ 4,984,415	3,664,430	2,839,919	—824,511
Bureau of Biological Survey.....	1,356,280	1,038,261	582,741	—455,520
Bureau of Public Roads.....	35,000,000	⁵ 6,996,305	11,000,000	+4,003,695
Bureau of Agricultural Engineering.....	411,810	335,034	262,385	—72,649
Bureau of Agricultural Economics.....	6,095,260	4,768,191	4,887,044	+118,853
Bureau of Home Economics.....	212,749	169,338	155,566	—13,772
Enforcement of the Grain Futures Act.....	200,000	173,139	181,498	+8,359
Food and Drug Administration.....	1,589,505	1,493,000	1,557,713	+64,713
Miscellaneous items.....	4,773,434	⁶ 6,611,287	2,083,486	—4,527,801
Agricultural Adjustment Administration.....	100,000,000	31,667,000		—31,667,000
Total annual appropriations.....	200,209,091	94,585,965	57,388,062	—37,197,903
Permanent appropriations:				
Extension Service.....	4,666,096	4,606,096	3,507,072	—1,099,024
Bureau of Animal Industry.....	2,550,000	2,550,000	3,000,000	+450,000
Forest Service.....	⁷ 1,410,475	963,818	751,100	—212,718
Agricultural Adjustment Administration (advances by Secretary of the Treasury, under sec. 12 (b) act May 12, 1933).....	⁸ 855,379,811	279,610,000	831,022,428	+551,412,428
Total permanent appropriations.....	864,006,382	287,729,914	838,280,600	+550,550,686
Contributed funds:				
Forest Service Cooperative Work.....	1,676,545	1,516,141	2,000,000	+483,859
Grand total, Department of Agriculture.....	1,065,892,018	383,832,020	897,668,662	+513,836,642
Deduct:				
Agricultural Adjustment Administration permanent funds.....	855,379,811	279,610,000	831,022,428	+551,412,428
Total appropriations or estimates.....	210,512,207	104,222,020	66,646,234	—37,575,786

¹ Includes amount transferred to Department of the Interior in accordance with the provisions of the Executive order of June 10, 1933.

² Exclusive of \$611,933 for projects transferred in the 1935 estimates to the proposed Bureau of Entomology and Plant Quarantine.

³ The estimates for 1935 propose to consolidate the Bureau of Entomology, the Bureau of Plant Quarantine, and some control projects from the Bureau of Plant Industry into one Bureau to be known as the "Bureau of Entomology and Plant Quarantine."

⁴ Includes \$2,213,968 appropriated for the Bureau of Entomology, \$2,158,514 for the Bureau of Plant Quarantine, and \$611,933 transferred from the Bureau of Plant Industry.

⁵ The amount appropriated for the fiscal year 1934 was available for expenditure in part in the fiscal year 1933. The authorized obligation for 1934 represents the unexpended balance available for that purpose.

⁶ Includes an unexpended balance for the construction of forest roads and trails brought forward from the fiscal year 1933 but available for obligation in the fiscal year 1934.

⁷ Exclusive of \$1,676,545 contributed funds for cooperative work in the Forest Service, budgeted in 1935 as "Trust funds."

⁸ This amount has been advanced by the Secretary of the Treasury against processing tax receipts.

A comparison of the amount estimated for operating expenses for the fiscal year 1935 shows a net decrease of \$37,575,786 below the total of authorized obligations for the fiscal year 1934. This net decrease involves an increase of \$1,937,990 due to the restoration in the fiscal year 1935 of one third of the legislative reduction in compensation. The other principal increases and decreases are explained in the text as follows:

Annual appropriations:

OFFICE OF THE SECRETARY

The organization comprises the administration of the scientific, extension, regulatory, personnel and business activities of the Department and serves in planning the organization of the work, the expenditure of funds, the contracting for the purchase of materials and equipment, the handling of mails and files, the operation of the telephone and telegraph offices, and the initiation and direction of all phases of legal work involved in the Department's activities.

The estimates for salaries, office of the Secretary, for 1935 provide \$10,000 for an Under Secretary of Agriculture, a new position, \$2,600 for an additional private secretary and \$2,550 for two additional telephone operators. There is a reduction of \$41,000 in the item for miscellaneous expenses, Department of Agriculture, due to nonrecurring items in 1935. The net decrease also involves some interdepartmental transfers with corresponding increases and decreases in each bureau concerned.

OFFICE OF INFORMATION

The work of this office consists of correlating and disseminating useful information and data developed by the economic, research, service, and regulatory programs of the Department. There is no substantial difference between the estimates for 1935 and authorized obligations for 1934.

LIBRARY, DEPARTMENT OF AGRICULTURE

The library is one of the basic units in the research, extension, and regulatory work of the Department and the State agricultural agencies. It circulates books and periodicals to departmental workers as needed in their work and in this manner also assists the State agricultural colleges and experiment stations and other scientific institutions. There is no substantial difference between the estimates for 1935 and authorized obligations for 1934.

OFFICE OF EXPERIMENT STATIONS

This unit administers the Hatch, Adams, and Purcell Acts which provide Federal aid to the State agricultural experiment stations and also the acts which provide for the maintenance of agricultural experiment stations in Hawaii and Puerto Rico.

The estimates for 1935 show a decrease of \$1,090,000 for grants to the States and Territories for agricultural experiment stations as contemplated by Executive Order No. 6166 dated June 10, 1933, which provided for a 25 percent reduction.

OFFICE OF EXTENSION SERVICE

This unit administers the Smith-Lever, Capper-Ketcham, and other acts which provide for cooperative agricultural extension work, arranges for exhibits by the

Department of Agriculture at State, interstate, and international fairs held within the United States and cooperates with officials of the various States to assist owners of farms in establishing, improving, and renewing woodlots, shelter belts, windbreaks, and other useful timber crops.

The estimates for 1935 show a reduction of \$1,018,000 in the items which provide for Federal aid to the States for cooperative agricultural extension work as contemplated by Executive Order No. 6166 dated June 10, 1933, which provided for a 25 percent reduction. There is also a reduction of \$486,082 for farmers' cooperative demonstration work which is supplemented by the activities of the Agricultural Adjustment Administration.

WEATHER BUREAU

The work of the Weather Bureau consists of the collection and dissemination of meteorological data and of the issuance and distribution of weather forecasts, warnings, and advices. The forecasts include those for horticultural protection and also forecasts under the Air Commerce Act of 1926 of the upper air on all airways designated by the Secretary of Commerce as routes suitable for air commerce. The advisory and warning services include those in connection with the occurrence of storms, hurricanes, cold waves, frosts, fire-weather conditions, and floods. There is no substantial difference between the estimates for 1935 and authorized obligations for 1934.

BUREAU OF ANIMAL INDUSTRY

The work of this Bureau consists chiefly of the eradication of scabies in sheep and cattle, tuberculosis in livestock, cattle ticks, which spread splenic fever infection among cattle, hog cholera, and dourine; control over the interstate shipment of livestock; enforcement of the 28-hour law to prevent cruelty to animals in transit; quarantine of animals at ports of entry; inspection of animals offered for import; supervision over the importation of animal by-products, forage, etc., to guard against the introduction of foot-and-mouth and other contagious animal diseases into the United States; inspection and testing of animals for export; investigations in animal husbandry, including poultry; investigations relating to animal diseases and parasites to discover their cause, mode of dissemination and methods of control, enforcement of the Packers and Stockyards Act, and inspection of meat and meat food products under the Meat Inspection Act.

The estimates for 1935 show a reduction of \$91,148 in the project for eradication of scabies in cattle and sheep, \$300,000 for indemnities to owners for cattle condemned for slaughter in the campaign to eradicate and control animal tuberculosis, \$155,000 for eradication of cattle ticks, \$15,625 for investigations relating to animal diseases, and \$37,672 for eradication of hog cholera, all reductions being due to the progress which has been made in the work. The estimate for 1935 for the annual appropriation for meat inspection shows a decrease of \$450,000; this decrease, however, is only apparent, since this amount has been transferred to the permanent annual appropriation as explained under the permanent annual item.

BUREAU OF DAIRY INDUSTRY

The work conducted under this appropriation involves scientific research and experimentation in practically every phase of the dairy industry. It contemplates the

development of fundamental principles of dairy cattle breeding, feeding, and management; the development of new methods of manufacturing dairy products and the improvement of existing methods of manufacture; the effective utilization of dairy by-products through the development of new uses for such products, and the introduction of such new and/or improved processes of manufacture into commercial creameries and cheese factories. The research program also includes a study of the problems in sanitary and economical methods of producing, transporting, processing, and distributing market milk and cream for utilization in fluid form. There is no substantial difference between the estimates for 1935 and authorized obligations for 1934.

BUREAU OF PLANT INDUSTRY

The primary object of the work of this Bureau is the development and establishment of varieties of crops better adapted to different regions of the country and less subject to damage from epidemics of diseases through the breeding of disease-resistant varieties of vegetables, fruits, small grains, or other crops. This is accomplished partly by determining the causes of the epidemics and partly by controlling or eliminating the diseases. In these activities the Bureau effort is toward quality as well as acre yield of products, without increased cost of production. The work also includes efforts toward improving methods of handling, storing, and transporting perishable agricultural products. Other work of the Bureau includes investigations concerning rubber plants, forest trees, and enforcement of the Federal Seed Act.

The estimates for 1935 show a decrease of \$58,210 for cereal crops and diseases, elimination of \$208,914 for investigation and improvement of methods of crop production under subhumid, semiarid, or dry-land conditions, \$35,580 for forest pathology investigations, \$51,913 for sugar-plant investigations, and \$78,156 for investigations in connection with western irrigation agriculture.

FOREST SERVICE

The function of the Forest Service is to maintain, improve, and protect the national forests belonging to the United States, including prevention and suppression of forest fires; classification of lands as they relate to the national forests; construct and maintain sanitary facilities on national forests; plant trees within national forests; estimate and appraise timber and other national forest resources; sell timber and grazing privileges; conduct investigations relating to forest management and to develop and improve ranges and methods of management; conduct experiments, investigations, and tests of forest products at the forest products laboratory; conduct a comprehensive survey of the forest lands of the United States, the timber thereon, rate of depletion, and probable future rate of growth; ascertain ways and means of halting forest devastation and speeding up sustained yield management and other measures on privately owned lands; cooperate with State agencies in forest-fire prevention and suppression; conduct studies of the effect of tax laws and studies relating to timber insurance; cooperates with the States in the procurement, production, and distribution of forest-tree seeds and plants in establishing windbreaks, shelter belts, and farm woodlots upon denuded or nonforested lands; acquire additional lands for the protection of the water-

sheds of navigable streams and construct roads in and adjacent to the national forests.

The estimates for 1935 show decreases of \$441,184 for administration and protection of the national forests, \$9,786 for general administration of the Forest Service, and \$1,172 for classification of lands. In addition to these decreases, the estimates do not provide funds for aerial fire control, for sanitation and fire prevention, for planting on national forests, for reconnaissance national forests, for improvement of the national forests, and for a forest survey. The Federal Emergency Administration for Public Works has allotted funds for these activities, and for this reason the items enumerated have been eliminated from the 1935 estimates.

BUREAU OF CHEMISTRY AND SOILS

The Bureau of Chemistry and Soils conducts investigations and experiments relating to the application of chemistry to the various phases of agriculture; for the utilization, for coloring, and for medicinal and technical purposes, of raw materials grown or produced in the United States; for the development of insecticides and fungicides; for the development of methods of preventing various dust explosions, including fires in cotton gins, cotton-oil mills, and grain elevators; for the improvement of methods or processes of developing naval stores, the weighing, handling, transportation, and uses of such stores; for developing fertilizers and fertilizer ingredients; for ascertaining various properties of soils and their relation to soil formations; for ascertaining causes of infertility of soils, and related problems. The Bureau also conducts a soil survey of the United States and makes tests and inspection of commercial cultures of legume nodule bacteria to insure that the cultures sold to farmers are efficient.

The estimates for 1935 show decreases of \$37,000 for investigations relating to the application of chemistry to agriculture, \$10,700 for investigation and development of methods of manufacturing insecticides and fungicides, \$30,000 for investigations relating to fertilizers, and \$108,800 for investigations of soils and for making a soil survey.

BUREAU OF ENTOMOLOGY AND PLANT QUARANTINE

This unit conducts investigations in economic entomology, involving studies of the life history and habits of insects injurious and those beneficial to agriculture, horticulture, and arboriculture, with a view to developing methods of destroying those found to be injurious and promoting the increase and spread of those found to be beneficial. It also investigates the life history and method of controlling insects affecting man and animals and conducts studies of bee culture and bee-keeping practices. This unit also enforces the Plant Quarantine Act to prevent entry into the United States of dangerous plants pests, and also various other acts to control the spread of the pink bollworm of cotton, *Thurberia* weevil, date scale, gypsy and brown-tail moths, Japanese beetle, Mexican fruit fly, and the white pine blister rust.

The estimates for 1935 show decreases of \$24,184 for general administration of the Bureau work, \$17,560 for investigations concerning insects which affect various fruits, \$11,321 for shade tree and hardy shrub insect investigations, \$91,179 for investigations relating to the European corn borer, \$77,890 for the control and pre-

vention of the spread of the pink bollworm of cotton, \$12,287 for investigations of insects affecting man and animals, \$18,654 for insect-pest survey and identification and classification of insects, \$68,940 for enforcement of the Plant Quarantine Act, \$17,488 for investigations relating to truck-crop and garden insects, \$55,400 for investigations of insects affecting cereal and forage crops, and \$47,000 for control and prevention of spread of the Japanese beetle. The estimates for 1935 do not provide any funds for the gypsy and brown-tail moth work, blister rust control, Dutch elm disease, and barberry eradication. The Federal Emergency Administration for Public Works has allotted funds for these activities, and for this reason the items enumerated have been eliminated from the 1935 estimates.

BUREAU OF BIOLOGICAL SURVEY

The work of this Bureau consists of research work, conservation and control operations, and enforcement of laws that relate to vertebrate wild animals (except fishes), in the interests of agriculture, horticulture, stock raising, forestry, recreation, and the natural requirements of the wild life itself. These activities include field investigations and laboratory studies of the distribution, migration, classification, natural history, food habits, and food resources of birds and other animals and their diseases and parasites; studies of the propagation of game birds; development of effective methods for the control of predatory animals; and wild-life reservations are maintained for the conservation of game and other animals and birds. The Bureau also administers laws for the conservation of migratory birds, and for protection of wild animals, and assists in the enforcement of the Alaska game law.

The estimates for 1935 show decreases of \$207,265 for the control of predatory and injurious rodents, \$39,699 for the protection of migratory birds, \$7,512 for the enforcement of the Migratory Bird Conservation Act, and \$8,018 for acquisition of lands for the Upper Mississippi River wild-life refuge. The estimates for 1935 do not provide any funds for investigations relating to the food habits of birds and animals or for investigations, experiments, and demonstrations relating to the production of fur-bearing animals.

BUREAU OF PUBLIC ROADS

This unit administers appropriations made to the Department for Federal-aid to the States for State highway construction and for the construction of highways within the national forests. On June 30, 1933, the Federal highway system totaled approximately 206,000 miles of the principal highways of the country and connected all the principal cities, county seats, and other market centers in the United States. About 107,800 miles of this system has been improved with Federal aid, with about 10,000 miles under construction on June 30, 1933. The initiation of and immediate supervision of the construction of Federal-aid projects is under the State highway departments with engineers of the Bureau of Public Roads making frequent inspections and approving all work from the inception of a project until its completion.

The estimate for 1935 shows an increase of \$4,003,695 for Federal-aid highway construction. This increase, however, does not increase the amount authorized for

expenditure for the Federal-aid highway system, but is simply the amount needed to pay the accounts submitted by the States under the Government's plan of appropriating annually only the amount needed to meet current accounts. The amount in the 1935 estimates for \$11,000,000 is therefore the amount, plus any unexpended balance remaining over from the fiscal year 1934, which will be required to meet obligations against previous years' authorizations.

BUREAU OF AGRICULTURAL ENGINEERING

This unit conducts investigations and experiments relating to farm drainage, farm machinery, farm buildings, cotton ginning, soil erosion, and land-clearing methods.

The estimates for 1935 show a decrease of \$96,863 for agricultural engineering investigations, experiments, and studies.

BUREAU OF AGRICULTURAL ECONOMICS

The functions of this organization are to conduct studies of the economics of production and marketing, farm organizations, farm labor, and the problems of rural life. It acquires and disseminates current information regarding the marketing and distribution of farm products; collects, compiles, summarizes, interprets, and makes public statistical data relating to agricultural production, including crop and livestock estimates; estimates of the grade and staple length of cotton crop and carry-over; studies marketing methods and conditions and the standardization, transportation, handling, financing, utilization, and storage of agricultural products; prepares and publishes reports on the outlook for farm products and issues quarterly reports on stocks of leaf tobacco. A market inspection service is maintained for the inspection of fruits and vegetables, hay, beans, broomcorn, and other products and a grading service is conducted on dairy and poultry products, canned fruits and vegetables, meat, tobacco, and rice. The Bureau also enforces the United States Cotton Futures Act, United States Cotton Standards Act, United States Grain Standards Act, United States Standard Container Act, United States Standard Hamper Act, Produce Agency Act, and Perishable Agricultural Commodities Act, and administers the United States Warehouse Act.

The estimates for 1935 show decreases of \$69,630 for agricultural finance studies and \$23,150 for collecting and disseminating market information to those interested in such news.

BUREAU OF HOME ECONOMICS

This unit conducts experiments and investigations to develop basic or fundamental facts concerning the utilization of agricultural products for food, human nutrition, composition of foods, institutional cookery, standards for living, family budgets and purchasing, food-consumption trends, housekeeping efficiency, household equipment, and cotton and wool utilization.

The estimates for 1935 show a decrease of \$25,255 for investigations, experiments, and demonstrations in home economics.

ENFORCEMENT OF THE GRAIN FUTURES ACT

The work of this unit is to supervise future trading in grain on 14 boards of trade and exchanges designated United States contract markets by the Secretary of Ag-

riculture, and involves the observation of trading operations, compiling, and publishing daily reports on volume of trading and amounts of open interest, examination of books and records of clearing members for the purpose of discovering and preventing irregularities, examination of market news and gossip items to prevent the dissemination of false and misleading crop and market information, maintaining a daily check on accounts of large traders, investigation of complaints, and special studies and investigations relating to economic functions and general utility of the future markets for hedging and merchandising purposes. There is no substantial difference between the estimates for 1935 and authorized obligations for 1934.

FOOD AND DRUG ADMINISTRATION

This unit enforces the Food and Drug Act, Insecticide Act, Tea Importation Act, Naval Stores Act, Milk Importation Act, and the Caustic Poison Act. The administration inspects and analyzes samples of the various products coming under its jurisdiction to the end that it may detect and cause to be removed from the channels of trade all those products which fail to comply with the terms of the regulatory acts which it administers. It institutes legal action against those who violate the laws. The primary object of these acts is to protect the public against misbranded or adulterated foods, drugs, naval stores, insecticides, and fungicides, and honest manufacturers against unfair competition with such goods.

MISCELLANEOUS ITEMS

FOREST ROADS AND TRAILS

The work under the item "Forest Roads and Trails" consists of the survey, construction, reconstruction, and maintenance of roads and trails of primary importance for the protection, administration, and utilization of the national forests, or when necessary for the use and development of the resources upon which communities within or adjacent to the national forests are dependent. The amount appropriated is apportioned by the Secretary of Agriculture among the several States, Alaska, and Puerto Rico.

The estimates for 1935 for forest roads and trails show an increase of \$4,471,716 over the amount available for obligation in 1934. This will not, however, increase the amount available for obligation, but is for the purpose of enabling the department to pay for accounts accruing under apportionments made from "authorizations" authorized by Congress in previous years.

SOIL EROSION

Soil erosion investigations are conducted for the purpose of determining the causes of erosion, to devise methods for prevention or control, for conservation of rainfall, for the renewal of eroded lands, and to develop a comprehensive program of soil-erosion control for the entire United States.

The estimates for 1935 do not provide funds for soil-erosion work by the Forest Service. The Federal Relief Administrator for Public Works has allotted funds for this work and for this reason the project has been eliminated from the 1935 estimates.

AGRICULTURAL ADJUSTMENT ADMINISTRATION

The function of this organization is to relieve the existing national emergency by increasing agricultural purchasing power, through control of production, and to raise revenue for extraordinary expenses incurred by such emergency.

The act creating the administration appropriated \$100,000,000. Of this sum \$31,667,000 was approved for obligation during the fiscal year 1934, and as the item is nonrecurring in 1935 the amount represents a decrease in 1935. There is also an estimate for the administration under the heading "permanent appropriations." This item covers advances by the Secretary of the Treasury to the Secretary of Agriculture as provided in section 12 (b) of the Agricultural Adjustment Act of May 12, 1933.

The estimate for 1935 shows an increase of \$551,412,428 over the authorized obligations for 1934. The amounts shown as appropriations for 1934 and the estimate for 1935 represent advances by the Secretary of the Treasury which it is expected will be repaid from processing tax receipts.

Permanent appropriations:

EXTENSION SERVICE

The 1935 estimate for the Extension Service is for the permanent annual appropriation for cooperative agricultural extension work and shows a decrease of \$1,099,024 as contemplated by Executive Order No. 6166, dated June 10, 1933, which provides for a 25 percent reduction.

BUREAU OF ANIMAL INDUSTRY

The 1935 estimate for the Bureau of Animal Industry relates to the permanent annual appropriation for meat inspection and shows an increase of \$450,000. This increase, however, is only apparent as the total of the annual and permanent appropriations for meat inspection, with some small reductions in the 1935 estimate, equal the authorized obligations for 1934.

FOREST SERVICE

The 1935 estimates for permanent appropriations for the Forest Service show an increase of \$2,125 for the National Forest Reservation Commission. This increase is due to increased work resulting from an allotment of \$20,000,000 from the appropriation made for national industrial recovery for the purchase of additional forest lands, an increase of \$42,000 for payments to States and Territories from the national forests fund and \$3,500 for payments to school funds, Arizona and New Mexico, national forest funds, both increases being due to increased forest receipts. The estimates do not provide any funds for the construction of roads and trails for States from the national forest fund. This work has been carried on by the appropriation of 10 percent of all moneys received from the national forests during each fiscal year.

AGRICULTURAL ADJUSTMENT ADMINISTRATION

(See note regarding Agricultural Adjustment Administration permanent appropriation in the text regarding the annual appropriation for the Administration.)

FARM CREDIT ADMINISTRATION

	Appropriations, 1934	Authorized obligations, 1934	Budget estimate, 1935, including res- toration of one third of legislative reduction in com- pensation	Decrease (-) or increase (+) com- pared with author- ized obligations, 1934
Annual appropriations:				
Salaries and expenses, Farm Credit Administration.....	\$900,000	\$2,249,095	\$2,389,666	+ \$140,571
Administrative expenses, production credit corporations and associations.....	2,000,000	1,020,844		- 1,020,844
Farm Credit Administration, revolving fund.....	40,000,000	40,000,000		- 40,000,000
Total annual appropriations.....	42,900,000	43,269,939	2,389,666	¹ - 40,880,273

¹ Net.

The functions of the Farm Credit Administration are to supervise and regulate the activities of the Federal land banks, joint-stock land banks, and national farm-loan associations, organized under the Federal Farm Loan Act; the regional agricultural credit corporations organized under the Emergency Relief and Construction Act, and the banks for cooperatives, production credit corporations, and production credit associations organized under the Farm Credit Act. The administration is further charged with the responsibility for making and collecting loans to cooperative marketing and purchasing associations under the Agricultural Marketing Act; farmers' seed, feed, grain, and crop production loans, under all provisions of the law relating to advances

to farmers; loans to joint-stock land banks, farm-mortgage loans, and payments to Federal land banks for reduction of interest and subscriptions to their paid-in surplus under the Emergency Farm Mortgage Act.

The Budget estimate for 1935, including restoration of one third of legislative reduction in compensation, is \$40,880,273 below the authorized obligations for 1934. This decrease involves an increase of \$140,571 for compensation restoration and a decrease of \$1,020,844 for administrative expenses in connection with the establishment and supervision of production credit corporations and associations and \$40,000,000 appropriated as part of the Farm Credit Administration revolving fund, both of these items being nonrecurring in the fiscal year 1935.

DEPARTMENT OF COMMERCE

Bureau or subdivision	Appropriations, 1934	Authorized obli- gations, 1934	Budget estimate, 1935, including res- toration of one third of legislative reduction in com- pensation	Decrease (-) or increase (+) com- pared with author- ized obligations, 1934
Annual appropriations:				
Office of the Secretary.....	¹ \$971,940	\$745,443	\$800,810	+ \$55,367
Federal Employment Stabilization Board.....	65,000	50,000	51,944	+ 1,944
Aeronautics Branch.....	7,660,780	5,172,500	5,205,332	+ 32,832
Bureau of Foreign and Domestic Commerce.....	3,514,370	2,023,342	2,198,838	+ 175,496
Bureau of the Census.....	1,903,000	1,489,500	3,863,500	+ 2,374,000
Bureau of Navigation and Steamboat Inspection.....	1,405,000	1,266,000	1,337,752	+ 71,752
Bureau of Standards.....	2,056,045	1,336,000	1,437,702	+ 101,702
Bureau of Lighthouses.....	9,114,600	8,524,640	8,520,538	- 4,102
Coast and Geodetic Survey.....	2,205,090	2,041,000	2,126,061	+ 85,061
Bureau of Fisheries.....	1,776,500	1,242,672	1,252,556	+ 9,884
Patent Office.....	4,424,950	3,899,640	4,070,231	+ 170,591
Bureau of Mines.....	1,514,300	1,141,000	1,197,926	+ 56,926
United States Shipping Board Bureau.....	300,000	252,000	219,216	- 32,784
Total, annual appropriations.....	36,911,575	29,183,737	32,282,406	+ 3,098,669
Permanent appropriations:				
Indefinite.....	16,000	16,000	20,000	+ 4,000
Trust funds.....	1,000	1,000	1,000	
Total, permanent appropriations.....	17,000	17,000	21,000	+ 4,000
Grand total, Department of Commerce.....	36,928,575	29,200,737	32,303,406	+ 3,102,669

¹ Not including \$33,020 annual salaries of Solicitor's Office transferred from the Department of Justice.

The total net increase for the Department of Commerce includes \$1,324,397 for restoration of one third of the legislative reduction in compensation. Aside from this increase, applicable to all branches of the Department, the principal items of increase and decrease in the estimates for 1935, compared with the authorized obligations for 1934, are as follows:

OFFICE OF THE SECRETARY

This unit includes items of appropriation for salaries, office of the Secretary, contingent expenses of the Department, and printing and binding for the Department, except that the items, contingent expenses and printing and binding, do not provide for requirements

of the Patent Office, Federal Employment Stabilization Board, and the census of agriculture.

Salaries, office of the Secretary: The estimate is an increase of \$21,800. The item includes salaries of the Secretary, two Assistant Secretaries, and the personnel required in the supervision of activities of the various Bureaus of the Department; it also provides for the personnel of the Solicitor's office, the Department disbursing office, appointment division, publication and supplies division, and the library. This item for the first time includes the office of an Assistant Secretary, formerly included in appropriation for the Aeronautics Branch, and the office of the Solicitor transferred from the Department of Justice, these consolidations having been effected under the provisions of Executive Order No. 6166 of June 10, 1933.

Contingent expenses: Covers such miscellaneous purposes as stationery, furniture, maintenance and operation of motor vehicles, office supplies, and telephone and telegraph services for all departmental activities of the Department except as indicated above. The estimate is an increase of \$28,175 to provide for offices of an Assistant Secretary and the Solicitor and the Shipping Board Bureau heretofore paid from other appropriations. It is in effect a decided reduction.

Printing and binding: Provides for the entire Department, except as indicated above. There is a reduction of \$12,000 in this item.

FEDERAL EMPLOYMENT STABILIZATION BOARD

Created by the act of February 10, 1931, to advise the President from time to time of the trend of employment and business activity and of the existence or approach of periods of business depression and unemployment and to cooperate with the construction agencies in formulating methods of advance planning, the Board, consisting of the Secretaries of the Treasury, Commerce, Agriculture, and Labor, is authorized to appoint a director, experts, and other personnel, and to make such expenditure as may be necessary in administration of the act. The estimate of appropriation for these purposes is comparable with the appropriation for the current year.

AERONAUTICS BRANCH

The functions of this branch are to foster air commerce, establish civil airways, establish, operate, and maintain along such airways all necessary air navigation facilities, except airports; examine, register, and rate all aircraft and air navigation facilities; establish air traffic rules; publish air maps; periodically to examine, rate, and license airmen and aircraft, and to carry on research and development work, in cooperation with the Bureau of Standards, toward improvement of air navigation facilities.

Reorganization of the branch, effecting and contemplating further savings, is reflected in the estimates for this activity. Provision is made for airline, manufacturing, and general inspection and continuation of the maintenance and operation of emergency landing fields, lighting, radio, and weather reporting facilities for 18,100 miles of lighted airways and 1,400 miles of unlighted airways. Exclusive of salary restoration the estimate is a reduction of \$83,800 for aircraft in commerce and \$30,000 for air navigation facilities.

BUREAU OF FOREIGN AND DOMESTIC COMMERCE

The functions of this Bureau, under the act of August 23, 1912, are the collection and compilation of statistics of commerce of the United States with foreign countries comprehending kinds, quantities, and values of all goods, wares, and merchandise imported into, and exported from, the United States; to foster, promote, and develop the various manufacturing industries of the United States and markets for same at home and abroad by gathering, compiling, publishing, and supplying all available and useful information concerning such industries and markets, in cooperation with consular officers of the Department of State. The increase in the estimates for this Bureau is wholly for restoration of one third of legislative reduction in compensation except an increase of \$12,500 for transportation of effects and families of officers.

This unit includes items of appropriation as follows:

Salaries of the Bureau: The departmental organization in Washington to supervise and administer the act. The estimate for this item is an increase of \$120,128 to provide for departmental personnel heretofore paid from other appropriations of the bureau, these appropriations showing decreases accordingly.

Promoting commerce in Europe: The estimate is a reduction of \$31,000 for transfer of departmental personnel to other appropriations of the Bureau, and decreasing foreign offices from 27 to 17.

Promoting commerce in Latin America: A reduction of \$115,000 for the transfer of departmental personnel to other appropriations of the Bureau, and decreasing foreign offices from 13 to 8.

Promoting commerce in the Far East: A reduction of \$84,750 for transfer of departmental personnel to other appropriations of the Bureau, and decreasing foreign offices from 9 to 6.

Promoting commerce in Africa: A reduction of \$19,700 for the transfer of departmental personnel to other appropriations of the Bureau, and decreasing foreign offices from 3 to 2.

District and cooperative office service: A reduction of \$22,500 for transfer of departmental personnel to other appropriations of the Bureau, decreasing the number of district offices from 34 to 24 with reduced personnel in the remaining offices. The number of cooperative offices, maintained by local funds, to which are assigned, in each instance, one or two Federal employees, is increased to 53.

Enforcement of the China Trade Act: The act of September 19, 1922, authorizes the formation of District of Columbia corporations, of which the majority of each must be citizens of the United States, for the purpose of engaging in business, with restrictions as to kinds, within China, for which the Secretary of Commerce issues certificates of incorporation. The affairs of any such corporation must be conducted in conformity with the provisions of the act. The registrar, appointed by the Secretary, and located in China, is charged with enforcement of the law. About 100 such corporations are now active.

Export industries: Activities under this item are devoted to domestic and foreign problems concerning production, distribution, and marketing relating to the important export industries of the United States. The estimate exceeds current year expenditures by \$109,600 to provide for the transfer of departmental personnel

from other appropriations of the Bureau. All personnel abroad under this item will be eliminated, \$20,000.

Domestic commerce: Provides for the collection and compilation of information regarding the disposition and handling of raw materials and manufactures within the United States. The estimate exceeds current year expenditures by \$45,000 to absorb personnel transferred from other appropriations of the Bureau.

Compiling foreign trade statistics: Provides for checking and tabulating the export declarations and import entries furnished by every collector of customs in the United States, from which are compiled and published statistical tables relative thereto. There is an increase of \$40,000 in the estimate for this item to absorb personnel transferred from other appropriations of the Bureau.

Lists of foreign buyers: For the use of American exporters. There is a reduction of \$5,000 in the estimate for this item.

Investigation of foreign trade restrictions: Covers the collection and compilation of information regarding restrictions and regulations of trade imposed by foreign countries. There is a slight reduction in the estimate for this item.

Transportation of families and effects of officers and employees: Upon transfer or return of foreign officers and transfer of personnel in the United States. The estimate for this item exceeds current year expenditures by \$12,500 to provide for return of officers who have been abroad 3 or more years.

Allowances for quarters, foreign commerce service: Authorized by the act of April 12, 1930, to adjust costs of living variants in foreign countries. There is a reduction of \$4,600 in the estimate for this item.

BUREAU OF THE CENSUS

The estimates for this Bureau consist of two items.

Salaries and expenses: Provides for current activities of the Bureau in the collection of census statistics directed by law, such as manufacturers, vital statistics, cotton statistics, and financial statistics of cities and States. The estimate is an increase of \$13,500.

Census of Agriculture: This is a new item of \$2,270,000, not included in present year appropriations, to provide appropriation to comply with the act of June 18, 1929, directing such a census every 10 years, beginning with the fiscal year 1935.

BUREAU OF NAVIGATION AND STEAMBOAT INSPECTION

This unit enforces the laws relative to navigation and inspection of vessels, including hulls, boilers, life-saving and loading equipment; prevention of overcrowding of excursion boats; load lines of vessels; establishes regulations for the admeasurement of vessels as the basis for tonnage tax collected on vessels entering our ports, and maintains shipping commissioners' offices at 13 ports for general superintendence of the commercial marine and merchant seamen of the United States. The estimate provides for continued operation as in the current year.

BUREAU OF STANDARDS

The functions of the Bureau consist in the custody of the standards of weights and measures; comparison of standards used in scientific investigations, engineering,

manufacturing, commerce and educational institutions, with the standards adopted and recognized by the Government; the construction of standards, when necessary; testing and calibration of standard measuring apparatus; the solution of problems arising in connection with standards, the determination of physical constants and the properties of materials not to be obtained of sufficient accuracy elsewhere; testing structural and miscellaneous materials, radio research, and the standardization of equipment.

The estimate provides for continued operation as in the current year with slight increases for testing public utility standards and the standardization of equipment.

BUREAU OF LIGHTHOUSES

This Bureau establishes, maintains, and operates lighthouses, lightships, buoys, lights, markers, and other aids to navigation along the shores of the United States, Alaska, Hawaii, and Puerto Rico, and on the navigable waters of the United States. Items of appropriation are as follows:

Salaries of the Bureau: Covers the departmental personnel necessary to supervise the activities of the Bureau. The estimate contemplates operation as in 1934.

General expenses: Covers all current operating and maintenance departmental and field activities of the Bureau except the salaries in the Bureau and salaries included in the following items. There is a slight decrease in this item.

Salaries, keepers of lighthouses: There is a slight decrease in this item made possible by the substitution of automatic aids.

Salaries of vessels, personnel of lightships and tenders: There is a decrease in this item made possible by substitution of automatic aids.

Salaries of superintendents and other personnel of 18 lighthouse field districts, and at depots: There is an increase of this item made necessary by the increased work at these stations incident to the public works program.

Retired pay: There is an increase in this item due to the increase in retired personnel.

COAST AND GEODETIC SURVEY

This activity surveys the floor of the coastal waters of the United States, publishes for the use of mariners maps, charts, and information relative to shoals and depth of water based upon such surveys, establishes lines of exact levels and determines geographic positions by triangulation and traverse necessary for civil engineering surveys and engineering works, and makes magnetic and earthquake observations. There is a slight increase in the estimates for magnetic work and departmental office salaries.

BUREAU OF FISHERIES

The functions of this Bureau are the propagation of food fishes and their distribution for release in the waters of the United States, inquiry into the causes of the decrease of food fishes, collection and compilation of statistics of the fisheries, methods of preservation and utilization of fishery products, enforcement of the black-bass law, and protection of the seal and salmon fisheries of Alaska. The estimate contemplates continuing activities as in the current year. The item "administration expenses" is eliminated and transferred to contingent

expenses of the Department and salaries, commissioners office. The items "sponge fisheries" and "upper Mississippi fish refuge" are omitted.

PATENT OFFICE

There is an increase of \$58,000 in the estimate for salaries, for the purpose of making a reclassification of patents required by law, and a reduction of \$50,000 in the item for printing and binding.

BUREAU OF MINES

The functions of the Bureau are, in cooperation with the industry, to conduct inquiries and scientific and technologic investigations concerning mining and utilization of mineral substances with view to improving health conditions and increasing safety, efficiency, and economic development. There is a slight decrease in the estimates for this Bureau, except the item "economics of mineral industries" which is increased by \$11,820. Nothing is

included in the estimates for continuing investigation of purification methods and resources of helium-bearing gas.

THE UNITED STATES SHIPPING BOARD

The functions of the Board including those over and in respect to the United States Shipping Board Merchant Fleet Corporation were transferred to the Department of Commerce by Executive Order No. 6166 of June 10, 1933. These functions are the regulatory supervision of marine shipping, including shipping and terminal rates, and the disposition or operation of the remaining vessels and property acquired for the United States under the provisions of the Shipping Act of September 7, 1916, as amended.

Provision for printing and miscellaneous expenses of this Bureau, except travel and contract stenographic work, is included in the estimates for printing and contingent expenses of the Department. There is a reduction in the estimate for personnel of the Bureau.

DEPARTMENT OF THE INTERIOR

Bureau or subdivision	Appropriations, 1934	Estimated obligations, 1934	Budget estimate, 1935, including res- toration of one third of legislative reduction in com- pensation	Decrease (-) or increase (+) com- pared with author- ized obligations, 1934
Annual appropriations:				
Office of the Secretary.....	\$1,104,270.00	\$897,133.00	\$1,175,285.00	+\$278,152.00
Commission of Fine Arts.....	8,800.00	8,800.00	9,080.00	+280.00
Mount Rushmore National Memorial Commission.....	10,000.00	10,000.00		-10,000.00
George Rogers Clark Sesquicentennial Commission.....	346,650.00	293,497.00		-293,497.00
General Land Office.....	1,342,050.00	1,011,500.00	778,000.00	-233,500.00
Bureau of Indian Affairs.....	18,966,545.67	15,940,146.00	16,285,390.00	+345,244.00
Bureau of Reclamation:				
Annual, general fund.....	8,048,000.00			
Annual, special fund.....	3,003,000.00	2,491,981.00	862,750.00	-1,629,231.00
Geological Survey.....	1,992,500.00	1,471,992.00	1,322,190.00	-149,802.00
Office of National Parks, Buildings, and Reservations.....	8,944,976.00	7,729,410.00	6,373,640.00	-1,355,770.00
Office of Education.....	2,757,700.00	2,587,245.00	1,222,800.00	-1,364,445.00
Government in the Territories.....	1,347,250.00	1,281,493.00	1,132,610.00	-148,883.00
St. Elizabeths Hospital.....	1,116,700.00	1,016,700.00	1,064,961.00	+48,261.00
Columbia Institution for the Deaf.....	122,200.00	115,458.00	119,600.00	+4,142.00
Howard University.....	1,092,500.00	597,750.00	605,000.00	+7,250.00
Freedmen's Hospital.....	276,130.00	250,713.00	258,150.00	+7,437.00
Total, annual appropriations.....	50,479,271.67	35,703,818.00	31,209,456.00	-4,494,362.00
Permanent appropriations:				
General Land Office.....	1,513,500.00	1,397,250.00	1,356,750.00	-40,500.00
Bureau of Indian Affairs.....	975,000.00	766,000.00	1,111,500.00	+345,500.00
Office of Education.....	8,665,000.00	7,819,207.00	7,425,310.00	-393,897.00
Government in the Territories.....	1,381,300.00	1,418,880.00	1,427,000.00	+8,120.00
Total, permanent appropriations.....	12,534,800.00	11,401,337.00	11,320,560.00	-80,777.00
Total, annual and permanent appropriations.....	63,014,071.67	47,105,155.00	42,530,016.00	-4,575,139.00
Trust and contributed funds:				
General Land Office.....	500.00	450.00	450.00	
Bureau of Indian Affairs.....	4,915,600.00	4,253,440.00	3,765,000.00	-488,440.00
Office of National Parks, Buildings, and Reservations.....	252,040.00	252,040.00	252,040.00	
Government in the Territories.....	86,700.00	55,706.00	5,000.00	-50,706.00
St. Elizabeths Hospital.....	450,000.00	280,000.00	160,000.00	-120,000.00
Total, trust and contributed funds.....	5,704,840.00	4,841,636.00	4,182,490.00	-659,146.00
Grand total, Department of the Interior.....	68,718,911.67	51,946,791.00	46,712,506.00	-5,234,285.00

The total net reduction of \$5,234,285 in the estimates for the Department of the Interior for the fiscal year 1935 as compared with the estimated obligations of appropriations for the fiscal year 1934 results from an increase of \$1,061,450 on account of restoration in 1935 of one third of the legislative reduction in compensation during 1934, and from decreases and other increases, the principal details of which are as follows:

Annual appropriations:

OFFICE OF THE SECRETARY

Provision is made under this title for the salaries and expenses of the general administrative, legal, and inspectional officers and employees of the Department, and also, except for the Geological Survey, for the Department's printing requirements. The increase shown is due to the transfer to the offices of the Solicitor and the Director of Investigations of legal and inspectional employees whose salaries and expenses have been provided heretofore from appropriations for various bureaus of the Department. The estimates of those appropriations have been correspondingly reduced.

COMMISSION OF FINE ARTS

MOUNT RUSHMORE NATIONAL MEMORIAL COMMISSION

GEORGE ROGERS CLARK SESQUICENTENNIAL COMMISSION

Expenditures for these commissions are now administered by the Department of the Interior, in accordance with the Executive order of June 10, 1933. The decreases for the two latter commissions are due to the provisions for continuing available in 1935 unexpended balances of the 1934 appropriations for construction of these two memorials.

GENERAL LAND OFFICE

This office surveys, manages, and disposes of the public lands. The decrease is due to the transfer to the Division of Investigation under the Office of the Secretary, of the investigational work heretofore conducted through the appropriation, "Protecting the Public Lands."

BUREAU OF INDIAN AFFAIRS

This Bureau has charge of the Indians of the United States and Alaska, including their education, health, lands, moneys, and general welfare. Aside from various more or less offsetting increases and decreases, including decreases due to the transfer of legal work to the Office of the Secretary, the following are the major changes: Increases (which include the restoration of one third of the legislative reduction in compensation) of \$390,650 for support of Indian day schools, on account of the return of boarding-school pupils to day schools, of \$365,505 for maintenance of additional hospital facilities, and of \$198,420 for general support and administration of Indian property, due to the exhaustion of tribal funds previously used for this purpose; and a decrease of \$513,250, on account of the closing of a number of nonreservation boarding schools and of a reduced number of pupils attending the remaining boarding schools.

BUREAU OF RECLAMATION

Under the Reclamation Act of June 17, 1902, and amendments, this Bureau investigates, constructs, and manages irrigation projects in the public-land States. It also has charge of the construction of the Boulder Canyon Dam. Provision for continuation of the latter work through an allotment of funds under the National Industrial Recovery Act has rendered unnecessary any estimate of annual appropriation for this purpose from the general fund for the fiscal year 1935. The reduction in the special fund is also due to the availability of National Industrial Recovery Act funds for construction work on various reclamation projects.

GEOLOGICAL SURVEY

The Geological Survey conducts investigations of mineral resources, and of surface and underground waters; makes topographic and geologic surveys; classifies the public land; and is in charge of enforcement of the engineering phases of the Mineral Leasing Act of October 20, 1914. The decrease in its estimates is due to the availability of an allotment of \$2,336,500 from National Industrial Recovery Act funds, for topographic surveys.

OFFICE OF NATIONAL PARKS, BUILDINGS, AND RESERVATIONS

This Office has the duty of administering the national parks and national monuments, and, under the Executive order of June 10, 1933, the national military parks, battlefields, cemeteries, and monuments, the public buildings and grounds in the District of Columbia, and the public buildings and reservations outside of the District of Columbia that are not chiefly employed as facilities in the work of particular agencies.

Aside from certain economies secured in the transfer of the above-mentioned activities under the Executive order of June 10, 1933, the decrease is due to the availability of National Industrial Recovery Act funds for the construction of roads in national parks, and monuments, and for work at the Arlington Memorial Bridge.

OFFICE OF EDUCATION

The Office of Education collects and publishes statistics and general information regarding the condition and progress of education in the United States and foreign countries; advises State, county, and local school officers on problems of administration and improvement of schools; administers the fund for support of colleges for the benefit of agriculture and mechanic arts; and, since the transfer to it of the Federal Board of Vocational Education, makes studies of, and administers the funds for, cooperative vocational education in the States and in Hawaii and Puerto Rico.

The decrease in the 1935 estimates is chiefly due to the expiration in 1934 of the provisions of the act of February 5, 1929, authorizing additional appropriations for cooperative vocational education.

GOVERNMENT IN THE TERRITORIES

Under this heading are included the salaries and expenses of the offices of the Governors of Alaska, Hawaii, and the Virgin Islands; the legislative expenses of the two first-named Territories; the expenditures for care of

insane, supervision of the reindeer industry, operation of the Alaska Railroad, and construction and maintenance of wagon roads, bridges, and trails in Alaska, and expenditures in aid of the municipalities and industries in the Virgin Islands.

There is a decrease of \$249,000 in the estimate of appropriation for operation of the Alaska Railroad, due to the continued availability of unexpended balances of previous appropriations for that purpose, and an increase of \$84,820 for the biennial expenses of the territorial legislatures of Alaska and Hawaii.

ST. ELIZABETHS HOSPITAL

COLUMBIA INSTITUTION FOR THE DEAF

HOWARD UNIVERSITY

FREEDMEN'S HOSPITAL

The increases in the estimates of appropriations for care at St. Elizabeths Hospital of insane persons from the Army, Navy, Marine Corps, and Coast Guard, and for aid to Columbia Institution for the Deaf, and to Howard University and Freedmen's Hospital for the colored race, reflect mainly the restoration of one third of the legislative deduction in compensation.

Permanent appropriations:

The apparent increase of \$345,500 for the Bureau of Indian Affairs is due for the most part to the inclusion in the Budget, for the first time, of the indefinite appropriation of collections from water users on Indian irrigation projects; and the decrease of \$393,897 for the Office of Education results from the provisions of the Executive order of June 10, 1933, abolishing 25 percent of the functions of cooperative vocational education and rehabilitation.

Trust and contributed funds:

The decrease in the estimate of expenditures from these funds under the Bureau of Indian Affairs is on account of the diminution of Indian tribal funds; under Government in the Territories it is due to an expected smaller amount of contributions from private sources for the construction and maintenance of roads; and under St. Elizabeths Hospital it is accounted for by the reduction in amounts of pension moneys to the credit of inmates of the institution that occurs through the operation of section 17 of title I of the Act of March 20, 1933, relative to hospital treatment of war veterans.

DEPARTMENT OF JUSTICE

Bureau or subdivision	Appropriations, 1934	Authorized obligations, 1934	Budget estimate, 1935, including res- toration of one third of legislative reduction in com- pensation	Decrease (—) or increase (+) com- pared with author- ized obligations, 1934
Annual appropriations:				
Office of the Attorney General.....	\$13,403,133.00	\$9,439,671.00	\$7,818,295.00	—\$1,621,376.00
The Judiciary.....	17,552,159.00	14,904,500.00	15,023,951.00	+119,451.00
Penal and correctional institutions.....	10,276,543.00	9,866,628.00	8,323,558.00	—1,543,070.00
Total annual appropriations.....	41,231,835.00	34,210,799.00	31,165,804.00	—3,044,995.00
Trust funds.....	800,000.00	800,000.00	785,000.00	—15,000.00
Grand total, Department of Justice.....	42,031,835.00	35,010,799.00	31,950,804.00	—3,059,995.00

The reduction of \$3,059,995 in the Budget estimates for 1935 as compared to the authorized obligations for 1934 is made up of an increase of \$964,075 for the restoration of one third of the legislative reduction in compensation and a net decrease in other items of \$4,024,070, the details of which are as follows:

Annual appropriations:

OFFICE OF THE ATTORNEY GENERAL

Included under this caption are the salaries and expenses for the operation of the Department of Justice at Washington and the various activities in the field coming under the supervision of the Attorney General, such as the prosecution of criminal and civil suits, protecting interests of the United States in customs matters, defending suits in claims against the United States, matters relating to the acquisition of land for the Government, enforcement of the antitrust laws, internal-revenue litigation, veterans' insurance litigation, investigations by the Division of Investigation, examination of judicial offices, and general superintendence and direction over the United States attorneys and marshals and the Federal penal and correctional institutions.

The principal increases are \$67,019 for salaries, Department of Justice, \$370,592 for the general investigations unit of the Division of Investigation, \$147,082 for enforcement of antitrust laws, and \$265,548 for the defense of suits under the World War Veterans' Act.

There is a decrease of \$2,354,582 for the alcoholic-beverage unit of the Division of Investigation, due to the prospective reduction in work because of the repeal of the eighteenth amendment to the Constitution and the uncertainty as to what legislation will be enacted pursuant to the twenty-first amendment. As the new Government-owned building of the Department of Justice will be ready for occupancy near the close of the current fiscal year, nothing is included in the Budget for 1935 for the rental of space in Washington, which will result in a saving of \$125,733. There is also a decrease of \$25,000 for printing and binding for the Department of Justice and the courts of the United States.

THE JUDICIARY

There are included under this caption the salaries and expenses of the Supreme and inferior courts, United States attorneys, marshals, and clerks of courts, fees of commissioners, jurors, and witnesses, pay of bailiffs, mis-

cellaneous expenses and supplies for the courts, and books for judicial officers.

The principal increases are \$31,901 for the Supreme Court of the United States, \$11,370 for the United States Court of Customs and Patent Appeals, \$11,420 for the United States Customs Court, \$12,446 for the Court of Claims, \$286,325 for special assistant attorneys, \$85,745 for clerks of courts, and \$11,000 for pay of bailiffs.

The most important decreases are \$65,010 for salaries, fees, and expenses of marshals, \$31,920 for salaries and expenses of district attorneys, \$62,500 for fees of commissioners, and \$150,000 for fees of jurors and witnesses, all of which are made in anticipation of a curtailment of judicial activity on account of the repeal of the eighteenth amendment. As more space will be available in the new public buildings next year, the item for rent of court rooms is reduced from \$71,644 to \$55,000.

PENAL AND CORRECTIONAL INSTITUTIONS

Provision is made under this caption for the maintenance of Federal penal and correctional institutions, the subsistence and care of United States prisoners in non-Federal institutions, and the operation of the probation system of the United States courts.

The increases requested for the maintenance of the new institutions, namely, \$64,378 for United States Northeastern Penitentiary, \$30,593 for United States Industrial Reformatory, \$35,248 for United States Southwestern Reformatory, and \$27,085 for United States Hospital for Defective Delinquents, are due to the fact that they will be completed and operating on a capacity basis next year. The Department of Justice has acquired from the War Department under a revocable permit covering a period of 5 years the disciplinary barracks at Alcatraz Island, Calif., which it is proposed to use as a Federal prison for the incarceration of hardened offenders, and it is estimated that \$231,475 will be required for the maintenance of this institution during the ensuing fiscal year. The increase of \$25,200 for medical and hospital service at the penal and correctional institutions is to meet the additional demands which will be made on the Public Health Service at the foregoing places. Probation system, United States courts, is increased \$63,025 to provide probation officers for those judicial districts which do not now have this service.

Of the total decrease of \$1,543,070 shown for the penal and correctional institutions, \$788,191 is for building projects, as construction at the new institutions and major

repairs and alterations at the old institutions will be completed during the current fiscal year with the exception of the water system at United States penitentiary, McNeil Island, Wash., for the completion of which \$49,000 is requested for 1935. On account of the anticipated decrease in prison population because of the repeal of the eighteenth amendment, it is possible to make reductions in operating expenses of \$108,354 for United States penitentiary, Leavenworth, Kans., \$56,109 for United States penitentiary, Atlanta, Ga., \$11,206 for the Federal jails at New York City, New Orleans, Milan, Mich., and La Tuna, Tex., \$15,286 for Federal Correctional Camp, Eustis, Va., and \$22,802 for Federal Reformatory Camp, Petersburg, Va. For the same reason, the item for the support of United States prisoners in non-Federal institutions is reduced from \$2,884,764 to \$1,876,730.

Trust funds:

The trust funds of the Department of Justice consist of personal funds of prisoners and commissary and welfare funds at the several penal and correctional institutions, which are deposited in the Treasury and advanced on approved requisitions to the disbursing agents of these institutions for payment.

The estimated expenditure for 1935 is \$785,000, consisting of \$500,000 for prisoners' funds and \$285,000 for commissary and welfare funds, a decrease of \$15,000 from 1934.

The following consolidations and transfers were made in pursuance of Executive Order No. 6166:

The Bureau of Investigation and the Bureau of Prohibition of the Department of Justice were consolidated in a Division of Investigation of that Department. For the prosecution of claims by and defense of claims against the Government in the courts of the United States, there were transferred to the Department of Justice the functions of the Bureau of Internal Revenue with respect to internal revenue litigation and the functions of the Veterans' Administration with respect to veterans' insurance litigation. The United States Court for China, District Court for the Panama Canal Zone, and District Court of the Virgin Islands were transferred to the Department of Justice.

There were transferred from the Department of Justice to their respective departments the Solicitor of the Treasury, the Solicitor for the Department of Commerce, and the Solicitor for the Department of Labor.

DEPARTMENT OF LABOR

Bureau or subdivision	Appropriations, 1934	Authorized obligations, 1934	Budget estimate, 1935, including res- toration of one third of legislative reduction in com- pensation	Decrease (-) or increase (+) com- pared with author- ized obligations, 1934
Office of the Secretary.....	¹ \$645,000	\$588,757	\$717,705	+\$128,948
Bureau of Labor Statistics.....	414,000	388,316	688,880	+300,564
Immigration and Naturalization Service.....	10,384,000	8,490,909	8,452,290	-38,619
Children's Bureau.....	344,000	324,521	337,030	+12,509
Women's Bureau.....	147,000	133,950	139,160	+5,210
Employment Service, Department of Labor.....	734,865	181,450	-----	-181,450
United States Employment Service.....	1,500,000	1,467,415	3,700,000	+2,232,585
United States Housing Corporation.....	8,500	8,179	9,080	+901
Total annual appropriations.....	¹ 14,177,365	11,583,497	14,044,145	+2,460,648
Permanent appropriations: Citizenship textbooks, etc.....	4,000	4,000	4,000	-----
Grand total, Department of Labor.....	¹ 14,181,365	11,587,497	14,048,145	+2,460,648

¹ Not including \$25,189 for the Solicitor's Office transferred from the Department of Justice.

The total net increase of \$2,460,648 for the Department of Labor includes an increase of \$796,680 for restoration of one third of the legislative reduction in compensation. Aside from this increase, applicable to all branches of the Department, the principal items of increase and decrease in the estimates for 1935, compared with the authorized obligations for 1934, are as follows:

OFFICE OF THE SECRETARY

This unit includes items of appropriation for salaries, Office of the Secretary; salaries and expenses, commissioners of conciliation; salaries and expenses, bureau of labor standards and service; contingent expenses of the Department, and printing and binding for the Department.

Salaries, Office of the Secretary, include the Secretary, two Assistant Secretaries and the personnel required in the supervision of activities of the various bureaus of the Department, it also provides for the personnel of the Solicitor's Office, the disbursing office, appointment division, publication and supplies division, and the library. The estimate is an increase of \$37,300 for personnel of the Solicitor's Office for the entire year, transferred from the Department of Justice on August 10, 1933, and two additional employees.

Salaries and expenses, commissioners of conciliation, provides for a small departmental organization and 36 commissioners of conciliation to act for the Secretary in the mediation of labor disputes in the interest of industrial peace. The estimate is an increase of \$8,920 for two additional commissioners and their traveling expenses.

Salaries and expenses, bureau of labor standards and service, is a new item for the promotion of the welfare of the wage earner and amicable industrial relations for labor and industry. The amount of the estimate is \$73,685.

Contingent expenses cover, for all departmental activities of the Department except the employment service, such miscellaneous purposes as stationery, furniture, operation of motor vehicles, office supplies, and telephone and telegraph services.

Printing and binding provides for all such needs of the entire Department, excluding the employment service. There is a reduction of \$11,000 in the amount of the estimate for this item.

BUREAU OF LABOR STATISTICS

It is the duty of this Bureau to collect, compile, and publish statistical information on subjects connected with labor. The amount of the estimate is an increase of \$134,420 to provide for expansion in the number of commodities and cities covered in the collection of retail and wholesale prices, the coverage of a wider field in the collection of employment and pay-roll data, and an increase of \$136,080 for a Nation-wide investigation of the cost of living.

IMMIGRATION AND NATURALIZATION SERVICE

The functions of this service consist of enforcement of the immigration and naturalization laws, Chinese ex-

clusion laws, and contract-labor laws, including inspection of aliens seeking legally to enter the United States and its Territories, the apprehension and deportation of aliens illegally in this country, the necessary measures to prevent illegal entry of aliens, and the naturalization of aliens. The estimate contemplates the deportation of 13,500 aliens and the return of 1,000 indigent aliens to their native lands. Exclusive of supervisory personnel, provision is made for 89 naturalization examiners, 1,149 immigrant inspectors, and 816 immigrant patrol inspectors in the field. The estimate is a net reduction of \$410,000.

CHILDREN'S BUREAU

The activities of this Bureau are concerned with matters relating to the welfare of children and child life including questions of infant mortality and juvenile delinquency. The estimate contemplates continuation of these activities on a scale comparable with the current year.

WOMEN'S BUREAU

This Bureau formulates standards and policies to promote the welfare of wage-earning women, improve their working conditions, increase their efficiency, and advance their opportunities for profitable employment.

UNITED STATES EMPLOYMENT SERVICE

The act of June 6, 1933, created this service in place of the old employment service of the Department, and charged it with the duty of promoting and developing a national system of employment offices. It directly operates a service in the various States to obtain employment for veterans, a farm placement service, and a public employment service for the District of Columbia. Under the provisions of the act the service is to supervise the establishment and maintenance of a system of public employment offices in the several States, operated by the States with equal sums appropriated by State and Federal Governments. During the fiscal years 1934, 1935, and 1936 the director of the service may, if a State has not complied with the provisions of the act, expend in that State to operate Federal employment offices an amount not to exceed that State's share of the Federal appropriation, according to population.

The act authorizes appropriation of \$4,000,000 for the fiscal year 1935. The estimate conforms to this authorization less an amount comparable to two thirds of the legislative reduction in compensation. One million five hundred thousand dollars was appropriated for the current year as authorized in the act.

UNITED STATES HOUSING CORPORATION

This corporation, organized under the provisions of section 5 of the act of May 16, 1918, as amended, is now engaged in disposing of the real property acquired by the Government under that act during the World War. The slight increase of \$901 is for additional travel, the Philadelphia office having been discontinued, foreclosure proceedings and reacquiring possession of properties.

NAVY DEPARTMENT

Bureau or subdivision	Appropriations, 1934	Authorized obligations, 1934	Budget estimate, 1935, including restoration of one third of legislative reduction in compensation	Decrease (—) or increase (+) compared with authorized obligations, 1934
Annual appropriations:				
Office of the Secretary.....	\$1,496,899.00	\$1,249,778.00	\$1,372,363.00	+\$122,585.00
Bureau of Navigation:				
Direct appropriation.....	5,151,861.00	3,358,828.00	4,252,364.00	+893,536.00
Plus authorized payment from Naval Hospital (indefinite) fund.....	300,000.00	¹ (255,000.00)		¹ -255,000.00
Total available.....	5,451,861.00	3,613,828.00	4,252,364.00	+638,536.00
Bureau of Engineering.....	17,945,950.00	15,363,000.00	15,542,000.00	+179,000.00
Bureau of Construction and Repair.....	15,434,800.00	13,323,000.00	13,662,200.00	+339,200.00
Bureau of Ordnance.....	10,849,750.00	8,569,300.00	10,545,600.00	+1,976,300.00
Bureau of Supplies and Accounts:				
Direct appropriation.....	158,419,708.00	139,287,052.00	154,282,211.00	+14,995,159.00
Plus reappropriation from prior years.....	100,796.00	15,000.00	85,796.00	+70,796.00
Plus authorized transfer from the clothing and small stores (revolving) fund.....	1,750,000.00	(Not used.)	2,000,000.00	+2,000,000.00
Total available.....	160,270,504.00	139,302,052.00	156,368,007.00	+17,065,955.00
Bureau of Medicine and Surgery.....	1,859,634.00	1,665,000.00	1,962,666.00	+297,666.00
Bureau of Yards and Docks:				
Direct appropriation, including continuing.....	10,015,794.00	7,458,450.00	6,576,885.00	-881,565.00
Plus unexpended balance, continuing appropriations from prior years.....	7,000,000.00		² 2,300,000.00	² +2,300,000.00
Total available.....	17,015,794.00	7,458,450.00	8,876,885.00	+3,181,565.00
Bureau of Aeronautics.....	21,957,459.00	19,378,506.00	18,643,320.00	-735,186.00
Naval Academy.....	1,741,237.00	1,365,000.00	1,487,416.00	+122,416.00
Marine Corps:				
Direct appropriation.....	20,349,251.00	17,389,151.00	21,141,819.00	+3,752,668.00
Plus authorized transfer from the clothing and small stores (revolving) fund.....	1,291,389.00	380,576.00		-380,576.00
Total available.....	21,640,640.00	17,769,727.00	21,141,819.00	+3,371,092.00
Alterations to naval vessels:				
Direct appropriation (continuing).....	5,500,000.00		470,400.00	
Plus unexpended balances from prior years.....	4,270,000.00		1,875,000.00	
Total available.....	9,770,000.00	7,202,135.00	2,345,400.00	-4,856,735.00
Increase of the Navy:				
Direct appropriation (continuing).....	33,412,785.00		32,419,334.00	
Plus authorized transfer from naval supply account (revolving) fund.....	8,000,000.00		5,000,000.00	
Plus reappropriation from public works (continuing).....	2,498,000.00		2,000,000.00	
Plus unexpended balances from prior years.....	14,200,000.00		14,400,000.00	
Total available.....	58,110,785.00	52,196,407.00	53,819,334.00	+1,622,927.00
Salaries, Navy Department.....	3,810,074.00	3,199,814.00	3,388,620.00	+188,806.00
Contingent and miscellaneous expenses.....	724,360.00	577,600.00	585,194.00	+7,594.00
Grand total, appropriated and available.....	348,079,747.00		313,993,188.00	
Less amounts made available by transfer, reappropriation, and unexpended balances of continuing appropriations from prior years.....	39,410,185.00		27,660,796.00	
Total, net, annual.....	308,669,562.00	291,978,597.00	286,332,392.00	-5,646,205.00
Permanent appropriations:				
Bureau of Navigation.....	203,048.00	184,000.00	203,833.00	+19,833.00
Bureau of Supplies and Accounts.....	300,050.00	300,000.00	300,000.00	
Bureau of Medicine and Surgery.....	300,000.00	1,370,446.00	1,000,000.00	-370,446.00
Total, permanent.....	803,098.00	1,854,446.00	1,503,833.00	-350,613.00
Trust funds:				
Bureau of Supplies and Accounts.....	22,500.00	22,500.00	22,500.00	
Marine Corps.....	172,000.00	172,000.00	172,000.00	
Total, trust funds.....	194,500.00	194,500.00	194,500.00	
Grand total, annual, permanent, and trust funds.....	309,667,160.00	294,027,543.00	288,030,725.00	-5,996,818.00

¹ Accounted for under permanent.² Reserved.

GENERAL STATEMENT

The Budget estimates of appropriations for the Navy Department for the fiscal year 1935 total \$288,030,725. In addition to this sum the estimates contain provisions for the transfer of surplus balances from revolving funds (naval supply account fund and the clothing and small stores fund), amounting to \$7,000,000, to the credit of regular appropriations for expenditure during 1935. From the unexpended balances of the continuing appropriations for public works, namely, the regular naval appropriations, Bureau of Yards and Docks, and the emergency construction appropriation, act of July 21, 1932, it is proposed that \$2,000,000 be transferred to the appropriation for construction of naval vessels, leaving an unobligated balance of such public works appropriations, approximating \$2,300,000, to be carried forward to the fiscal year 1935. There is also included a provision for reappropriation of the unexpended balance, estimated at \$85,796, of the appropriation for the evacuation of high explosives. It is also estimated that the unexpended balances of the continuing appropriations for the modernization and construction of naval vessels to be carried forward from 1934 to 1935 will approximate \$16,275,000. All of these additional items amount to \$27,660,796, which, added to the facial estimates of \$288,030,725, provide a total of \$315,691,521 available for expenditure during the fiscal year 1935. With this amount available, it is estimated that the expenditures (actual cash withdrawals from the Treasury) during the fiscal year will approximate \$310,180,300.

For the fiscal year 1934, \$309,667,160 was appropriated, which, with reappropriations and unexpended balances of continuing appropriations brought forward from the fiscal year 1933, made available for expenditure during 1934, a sum in excess of \$348,000,000. Under the various economy provisions approximately \$21,000,000 of this sum will be impounded. Due to delays in the progress of ship construction and regular public works programs and due to drastic reductions and deferments in obligations by Executive and administrative action, a further saving of approximately \$45,000,000 was made, so that the amount now authorized to be expended during the fiscal year 1934 is limited not to exceed \$281,310,000. The total actual expenditures under this limitation is estimated at \$281,115,200. The total authorized obligations is now set at \$294,027,543. The difference between the limit as to authorized obligations and the limit as to expenditures is due to the fact that obligations under contracts for construction of vessels and public works projects are usually in excess of the appropriations available and extend beyond the fiscal year in which the contracts are made, while estimates are made on the basis of the amount of cash required during the fiscal year to meet obligations due and payable within the year. Similar conditions will prevail for the fiscal year 1935.

PAY INCREASE

The estimates include \$10,500,000 additional for the restoration of one third of the legislative reduction in compensation in effect for the current year. It is also contemplated that the present economy provisions prohibiting automatic increases in compensation of military personnel will be allowed to lapse on June 30, 1934, and under this assumption the sum of \$3,000,000 is included to provide for the payment to Naval and Marine Corps

personnel at 90 percent of the rates to which they are entitled by rank and longevity under permanent pay laws.

ADDITIONAL ENLISTED MEN

Provision is made for a gradual increase in the enlisted force of the Navy from 79,700 men to 82,500 men by the end of the fiscal year 1935. This involves an additional sum of \$2,000,000. Also it is proposed to increase the enlisted force of the Marine Corps from 15,000 to 16,000 men, which will cost approximately \$700,000 more. These increases in enlisted personnel are required to provide the necessary minimum crews for vessels of the fleet, due to the addition of new ships placed in commission, and to provide more adequate and well-trained marine forces for emergencies.

OFFICERS WITH CIVILIAN CONSERVATION CORPS

During the current year naval medical officers attached to the Civilian Conservation Corps receive pay and allowances from the funds available to that corps, but it is anticipated that their compensation must be met from naval funds for 1935, and \$700,000 is included for this purpose.

ORGANIZED RESERVES

It is proposed that the Naval and Marine Corps Reserves be given pay for 36 drills during 1935, and also that such reserves be given additional aviation training. For 1934 the Naval Reserve is allotted funds for 24 drills, while the Marine Corps Reserve so far has not been allowed drill pay. This involves an increase of approximately \$600,000.

RETIRED OFFICERS AND MEN AND FLEET RESERVISTS

Each year more officers and men pass to the retired lists, and more enlisted men are transferred to inactive status in the Fleet Naval and Marine Corps Reserves, commonly known as 16- and 20-year reservists. For 1935 the increase in the amount required for additional numbers passing to the retired and reserve lists is estimated at \$2,500,000.

FUEL FOR THE FLEET

The operating force plan now contemplated for the employment of the fleet during the fiscal year 1935 calls for a large increase in fuel over normal requirements. The estimates include approximately \$1,000,000 for the procurement of 1,570,000 additional barrels of fuel oil for this purpose.

MAINTENANCE AND REPAIRS TO VESSELS AND ARMAMENT

No material changes appear under the Bureaus of Engineering and Construction and Repair. The appropriations under these Bureaus provide for the maintenance, repair, alterations, and improvements to the hulls and machinery of naval vessels, and for experiments, tests, inspection of material, maintenance, and operation of radio equipment and other equipment coming under the cognizance of such Bureaus. An increase of approximately \$1,700,000 is included under the Bureau of Ordnance for necessary work and material in connection with replacements, overhaul or repair of guns, tor-

pedoes, ammunition, powder, and other ordnance details. Under the head of "State Marine Schools", there is included \$89,000 for the repair of naval vessels, and their equipment, loaned to States for use in connection with State marine schools. Funds appropriated for this purpose for 1934 were placed in reserve.

MEDICAL DEPARTMENT

Under the Bureau of Medicine and Surgery there is included \$245,000 additional for stocks of medical supplies, the replacement of which during the current fiscal year has been deferred under the economy program.

YARDS AND DOCKS

Under the Bureau of Yards and Docks, the estimates include an increase of approximately \$600,000 for dredging, considered necessary to meet annual requirements and to care for work which has been deferred on account of restrictions on expenditures. No funds are requested for public works, the Navy Department having received during the current fiscal year large allotments of funds for such purposes from the National Industrial Recovery appropriation.

AVIATION

The estimates under the Bureau of Aeronautics, after excluding the amount included for pay increase, represent a reduction of \$950,000 below the allocation for 1934. It is estimated that, with a recent allotment for aviation

purposes of \$7,700,000 from National Industrial Recovery funds and with the funds estimated for in the Budget, the 1,000-plane program can be maintained for 1935.

ALTERATIONS TO NAVAL VESSELS

To complete the modernization of the battleship *Idaho*, a balance of only \$500,000 is authorized to be appropriated under the limitation fixed by the act authorizing such work, and for this purpose \$470,400 is included in the Budget.

CONSTRUCTION OF NAVAL VESSELS

For construction of naval vessels heretofore authorized by law, excluding those to be constructed with money allotted from the National Industry Recovery appropriation, it is estimated that \$53,800,000 will be required to carry forward the program at a normal rate of progress during the fiscal year 1935. The Budget includes \$39,400,000 to be appropriated or reappropriated, and the remainder required will accrue from the unexpended balance to be carried forward from the fiscal year 1934.

ECONOMY PROVISIONS

The Budget estimates are predicated on certain existing economy provisions being continued through the fiscal year 1935, failing which an additional amount of over \$23,500,000 will be required.

POST OFFICE DEPARTMENT

Bureau or subdivision	Appropriations, 1934	Estimated obligations, 1934	Budget estimate, 1935, including restoration of one third of legislative reduction in compensation	Decrease (—) or increase (+) compared with estimated obligations, 1934
Annual appropriations:				
Post Office Department, Washington	\$3,746,557.00	\$3,367,610.00	\$3,337,022.00	—\$30,588.00
Postal Service, field operations:				
Under the Postmaster General	25,000.00	17,225.00	20,500.00	+3,275.00
Under the chief inspector	2,713,450.00	2,475,250.00	2,615,645.00	+140,395.00
Under the First Assistant	443,616,995.00	372,718,693.00	399,714,605.00	+26,995,912.00
Under the Second Assistant	221,952,867.00			
Plus transfer from U.S. Shipping Board, shipping fund	2,800,000.00			
Total under the Second Assistant	224,752,867.00	214,457,231.00	218,502,968.00	+4,045,737.00
Under the Third Assistant	5,622,775.00	4,144,350.00	4,145,940.00	+1,590.00
Under the Fourth Assistant, exclusive of maintenance and operation of public buildings	35,355,734.00	32,362,722.00	32,107,714.00	—255,008.00
Maintenance and operation of public buildings, including transfer from Treasury Department during 1934	9,886,948.00	9,886,948.00	16,404,846.00	+6,517,898.00
Total under the Fourth Assistant	45,242,682.00	42,249,670.00	48,512,560.00	+6,262,890.00
Total, Postal Service	721,973,769.00	636,062,419.00	673,512,218.00	+37,449,799.00
Total annual appropriations available	725,720,326.00	639,430,029.00	676,849,240.00	+37,419,211.00
Permanent appropriations:				
Under the Postmaster General	35,000.00	35,000.00	35,000.00	
Under the Third Assistant	130,000.00	130,000.00	130,000.00	
Total permanent appropriations	165,000.00	165,000.00	165,000.00	
Total appropriations	713,198,378.00	639,595,029.00	677,014,240.00	+37,419,211.00
Total transfers from other departments, 1934	12,686,948.00			
Grand total	725,885,326.00	639,595,029.00	677,014,240.00	+37,419,211.00
Less savings and unobligated balances	86,290,297.00			
Total obligations	639,595,029.00	639,595,029.00	677,014,240.00	+37,419,211.00
Less estimated postal revenues	570,000,000.00	570,000,000.00	585,000,000.00	+15,000,000.00
Balance payable from the general fund	69,595,029.00	69,595,029.00	92,014,240.00	+22,419,211.00

¹ Estimates predicated on assumption that the 3-cent rate on nonlocal first-class mail will be continued.

GENERAL STATEMENT

The estimates of appropriations for the Post Office Department for the fiscal year 1935 total \$677,014,240, and the postal revenues, predicated on a continuation of the 3-cent postage rate for nonlocal first-class mail, are estimated at \$585,000,000, indicating a deficiency of \$92,014,240 for 1935, payable from the general fund of the Treasury.

The total estimated obligations for the fiscal year 1934 amount to \$639,595,029. The revenues are now estimated at \$570,000,000 resulting in an estimated deficiency of \$69,595,025 for 1934, payable from the general fund of the Treasury.

The spread between the total expenditures and total revenues has been increased for the fiscal year 1934 by \$9,886,000, and for the fiscal year 1935 by \$16,405,000, due to the fact that practically all of the public buildings outside of the District of Columbia were transferred in October 1933 from the Treasury Department to the Post Office Department, which must hereafter bear the expense of operating and maintaining them.

Since approximately \$86,290,000 of the appropriations for the fiscal year 1934 will be saved by impoundment under the economy acts or by limitations on expenditures by Executive or administrative action, the estimates for the fiscal year 1935 are more properly comparable with the estimated obligations (equivalent in most cases to the estimated expenditures) for the fiscal year 1934. On this basis, the total estimates for 1935 exceed the total estimated obligations for 1934 by \$37,419,000.

SALARIES AND WAGES

The expenditures for salaries for 1934 are estimated on the basis of 85 percent of the full salary rates otherwise authorized by law, while the estimates for 1935 are based on providing for salaries at 90 percent of the full salary rates. This contemplated restoration of one third of the legislative reduction in compensation, in effect for the current fiscal year, will require \$26,000,000 additional for the fiscal year 1935. Excluding the personnel connected with the operation and maintenance of public buildings, the administration of which was transferred from the Treasury Department to the Post Office Department in October 1933 (which subject is treated in a separate paragraph below), the total included in the estimates for 1935 for salaries and wages amounts to \$456,160,000, as against a total estimated expenditure for 1934 of \$424,731,000, a facial increase of \$31,429,000. If, for purposes of a better comparison, the savings of \$8,400,000 by administrative furlough be added to the estimated expenditures of \$424,731,000, making a total of \$433,131,000, and to this amount be added the sum of \$25,499,000 that would be required to provide for salaries at 90 percent of full rates, the total for 1934 would amount to \$458,630,000. This total compared with the total for 1935 of \$456,160,000, indicates a reduction in personnel and savings in salaries for 1935 of \$2,470,000.

TRANSPORTATION EXPENSES

Transportation expenses, exclusive of personnel, for 1935 is estimated at \$129,000,000, compared with \$129,-

258,000 for 1934, a reduction of \$258,000. This is exclusive of so-called "steamship and aircraft subsidies", and includes costs for transportation of the mails and supplies by railroad, mail messenger service, star route, steamship, aircraft, motor vehicle, foreign transit, and other methods.

STEAMSHIP AND AIRCRAFT SUBSIDIES

The so-called "subsidies" for transportation of mails by steamships of American registry and by aircraft are estimated at a total of \$42,250,000 for 1935 and \$41,750,000 for 1934, an increase of \$500,000. These totals are made up of \$28,000,000 for steamship subsidy for 1935, the same as for 1934, and \$14,250,000 for aircraft subsidy for 1935 compared with \$13,750,000 for 1934. The subsidy for steamships of American registry carrying foreign mails is computed as the difference between the amount paid under contracts with the Post Office Department and the estimated amount it would have cost to carry such mail at poundage rates by ships of foreign registry. The subsidy for American aircraft for carrying both domestic and foreign mails is computed as the difference between the amounts paid under contract with the Department and the estimated postal revenues derived from such air mail.

OPERATION AND MAINTENANCE OF POST-OFFICE BUILDINGS

Under Executive order of June 10, 1933, the Post Office Department on October 1, 1933, assumed the administration of the operation and maintenance of practically all public buildings under the control of the Treasury Department, occupied by post offices. The proportionate share of the Treasury Department appropriations for this purpose, amounting to \$9,886,000 for the last 9 months of the fiscal year 1934, has been, or will be, transferred to the Post Office Department. The estimates for 1935 carry \$16,405,000 for this purpose for the full fiscal year. Excluding other departments concerned, this change, as it affects the Post Office Department alone, involves an increase over expenditures for 1934 of \$6,519,000, which also provides for additional requirements for new buildings to be placed in commission prior to June 30, 1935.

MISCELLANEOUS

For miscellaneous purposes, it is estimated that \$33,196,000 will be required for 1935, compared with \$33,968,000 for 1934, a reduction of \$772,000. This includes provision for rent, light, fuel, equipment, supplies, materials, travel expenses, repairs and alterations, losses and indemnities, telegraph, telephone, and all other miscellaneous items.

ECONOMY PROVISIONS

The estimates for 1935 are predicated on the continuation during that fiscal year of certain provisions of the existing economy acts. Failure to continue such provisions would require appropriations for the Post Office Department of approximately \$63,000,000 in excess of the Budget estimates.

DEPARTMENT OF STATE

Bureau or subdivision	Appropriations, 1934	Authorized obligations, 1934	Budget estimate, 1935, including restoration of one third of legislative reduction in compensation	Decrease (—) or increase (+) compared with authorized obligations, 1934
Annual appropriations:				
Office of the Secretary of State.....	\$2,017,312	\$1,665,482	\$1,755,535	+\$90,053
Foreign intercourse.....	10,231,407	9,428,794	9,255,563	—173,231
Total annual appropriations.....	12,248,719	11,094,276	11,011,098	—83,178
Permanent appropriations.....	11,000	11,000	11,000	-----
Total annual and permanent appropriations.....	12,259,719	11,105,276	11,022,098	—83,178
Trust funds.....	20,000	20,000	20,000	-----
Grand total, Department of State.....	12,279,719	11,125,276	11,042,098	—83,178

The reduction of \$83,178 in the Budget estimates for 1935 as compared to the authorized obligations for 1934 is made up of an increase of \$444,060 for the restoration of one third of the legislative reduction in compensation and a net decrease in other items of \$527,238, the details of which are as follows:

Annual appropriations:

OFFICE OF THE SECRETARY OF STATE

Included under this caption are the salaries and expenses for the operation of the Department of State at Washington and the several passport agencies in the United States, and the expenses of collecting and editing official papers of the Territories of the United States now in the national archives.

There are increases of \$84,900 for salaries, Department of State, covering the restoration of one third of the legislative reduction in compensation, and \$11,000 for the contingent expenses of the Department. For collecting and editing territorial papers an increase of \$4,805 is requested, which is mainly for printing, as the organic act authorizing this project requires these papers to be issued as a Government publication. A reduction has been made in passport agencies of \$7,364, mainly in personnel, while there is a small decrease of \$3,272 for printing and binding.

FOREIGN INTERCOURSE

The items provided for under this title are the operating expenses of the Foreign Service of the United States and international commissions and tribunals of which this Government is an adherent member, annual contributions, quotas and expenses in discharge of our obligations in connection with international agencies, and money to supplement the contributions of officers for maintenance of the Foreign Service retirement and disability fund.

The principal increases are \$47,600 for salaries of ambassadors and ministers, \$151,737 for salaries of Foreign Service officers, \$103,400 for salaries of clerks in the Foreign Service, and \$27,258 for office and living quarters, Foreign Service, which amounts are very largely for the restoration of one third of the legislative reduction in compensation and allowances for living quarters; \$34,119 for contingent expenses, Foreign Service, \$13,000 for emergencies arising in the Diplomatic and Consular Service, \$5,790 for the Mexican Boundary Commission,

\$4,466 for the Canadian Boundary Commission, and \$5,000 for the International Fisheries Commission.

The largest decrease amounts to \$367,523, and comprises a number of items for which appropriations are not requested in 1935, such as the Seventh International Conference of American States, International Monetary and Economic Conference, General Disarmament Conference, etc. It is necessary to reduce the Foreign Service retirement and disability fund from \$292,700 to \$159,100 on account of the restriction in the act of February 23, 1931, which provides that in no event shall the aggregate total of appropriations exceed the aggregate total of the contributions of the Foreign Service officers theretofore made, and accumulated interest thereon. There is a net reduction of \$37,113 in the item for contributions to international agencies made up of a number of increases and decreases, the most important change being the omission of \$48,500 for the International Institute of Agriculture at Rome, Italy, which sum was appropriated for 1934 but is not included in the Budget for 1935 because the legislation authorizing this amount has not yet been passed by Congress; there is provided for this activity, however, \$5,400 to pay the quota of the United States under the treaty of June 7, 1905. Other decreases are \$11,266 for Waterways Treaty, United States and Great Britain, no provision being made for continuing the studies of damage to property in the United States by fumes from the smelter at Trail, British Columbia, and \$16,250 for salaries of Foreign Service officers while receiving instructions and in transit.

Permanent appropriations:

The estimated expenditure of \$11,000 includes \$10,000 for allowances to consular officers who are paid in whole or in part by fees for services necessarily rendered to American vessels and seamen, and \$1,000 for refunding moneys erroneously exacted or received.

Trust funds:

The amount estimated for expenditure of \$20,000 is for moneys received by the Secretary of State from foreign governments and other sources, in trust, for citizens of the United States and others and covered into the Treasury, to be paid the ascertained beneficiaries thereof.

The only change made under Executive Order No. 6166 was the transfer of the United States Court for China to the Department of Justice.

TREASURY DEPARTMENT

Bureau or subdivision	Appropriations, 1934	Authorized obligations, 1934	Budget estimate, 1935, including restoration of one third of legislative reduction in compensation	Decrease (—) or increase (+) compared with authorized obligations, 1934
Annual appropriations:				
Secretary's office.....	\$167,368.00	\$151,830.00	\$250,000.00	+\$98,170.00
Solicitor's office.....			27,900.00	+27,900.00
Office of chief clerk and superintendent.....	694,285.00	565,000.00	585,160.00	+20,160.00
Division of Supply.....	1,078,704.00	921,300.00	956,600.00	+35,300.00
General Supply Committee.....	160,000.00	143,670.00	162,675.00	+19,005.00
Office of Commissioner of Accounts and Deposits.....	109,254.00	90,500.00	114,040.00	+23,540.00
Division of Bookkeeping and Warrants.....	283,584.00	252,000.00	365,390.00	+113,390.00
Public debt service.....	2,700,000.00	2,340,000.00	2,355,272.00	+15,272.00
Division of appointments.....	42,570.00	38,000.00	39,492.00	+1,492.00
Office of disbursing clerk.....	50,362.00	45,000.00	47,610.00	+2,610.00
Bureau of Customs.....	19,900,000.00	17,815,000.00	18,593,397.00	+778,397.00
Bureau of the Budget.....	199,550.00	171,000.00	171,851.00	+851.00
Office of the Treasurer of the United States.....	1,478,586.00	1,205,000.00	1,374,300.00	+169,300.00
Office of the Comptroller of the Currency.....	291,740.00	240,000.00	257,202.00	+17,202.00
Bureau of Internal Revenue.....	85,800,000.00	80,853,000.00	67,450,520.00	
Balance carried forward from previous years.....			7,793,312.00	—5,609,168.00
Bureau of Industrial Alcohol.....	3,927,000.00	2,500,000.00	4,086,974.00	+1,586,974.00
Bureau of Narcotics.....	1,400,000.00	1,000,000.00	1,194,899.00	+194,899.00
Coast Guard.....	25,763,783.00	20,023,288.00	18,528,132.00	
Balance carried forward from previous years.....	5,501.00		153,538.00	—1,341,618.00
Bureau of Engraving and Printing.....	5,060,680.00	4,200,000.00	4,568,060.00	+368,060.00
Secret Service Division.....	708,558.00	662,029.00	695,390.00	+33,361.00
Public Health Service.....	10,386,328.00	7,925,413.00	8,894,296.00	
Balance carried forward from previous years.....	25,000.00			+968,883.00
Bureau of the Mint.....	1,296,842.00	1,000,000.00	1,108,559.00	+108,559.00
Supervising Architect of the Treasury.....	81,919,025.00	100,747,831.00	18,635,150.00	
Balance carried forward from previous years.....	—43,307,158.00		—1,761,986.00	—83,874,667.00
Promoting education of the blind.....	65,000.00	51,000.00	65,000.00	+14,000.00
Total.....	200,206,562.00	242,940,861.00	156,712,733.00	—86,228,128.00
Adjustments due to balances brought forward from previous years.....	+43,276,657.00	—17,963,622.00	—6,184,864.00	—11,778,758.00
Total, annual appropriations.....	243,483,219.00	224,977,239.00	150,527,869.00	—74,449,370.00
Permanent appropriations:				
Division of Bookkeeping and Warrants.....	18,000.00	715,000.00	15,000.00	—700,000.00
Public debt service.....	590,987.00	495,000.00	530,522.00	+35,522.00
Bureau of Customs.....	14,515,000.00	11,860,000.00	11,010,700.00	—849,300.00
Office of the Treasurer of the United States.....	245,030.00	220,000.00	210,000.00	—10,000.00
Office of the Comptroller of the Currency.....	2,600,000.00			
Bureau of Internal Revenue.....	1,591,800.00	1,430,000.00	1,430,000.00	
Bureau of Industrial Alcohol.....	90,000.00	70,000.00	175,000.00	+105,000.00
Promoting education of the blind.....	10,000.00	9,000.00	10,000.00	+1,000.00
Total, permanent appropriations.....	19,660,817.00	14,799,000.00	13,381,222.00	—1,417,778.00
Reserve.....		2,484,120.00		—2,484,120.00
Grand total, Treasury Department.....	263,144,036.00	242,260,359.00	163,909,091.00	—78,351,268.00

¹ After transfer of \$9,963,641 to Post Office and Interior Departments on account of public buildings taken over.

² Does not include:

Salaries, national bank examiners.....	\$2,600,000
Subscriptions to paid-in surplus, Federal land banks.....	50,000,000
Payments to Federal land banks, reduction in interest rate on mortgages.....	15,000,000
Subscriptions to preferred shares, Federal savings and loan associations.....	50,000,000
Subscriptions to capital stock, Federal Deposit Insurance Corporation.....	150,000,000

267,600,000

A comparison of the estimates for the Treasury Department with the authorized obligations for the fiscal year 1934 shows a total net reduction of \$74,449,370. after increasing the various salary items in the sum of \$4,428,100, due to restoration, in the fiscal year 1935, of one third of the legislative reduction. The principal items of increase and decrease, other than the increases due to partial restoration of legislative reductions in salaries, are as follows:

Annual appropriations:

OFFICE OF THE SECRETARY

The Secretary of the Treasury is charged by law with the management of the national finances; controls the coinage and printing of money, and the administration of the Coast Guard, the Public Health, Industrial Alcohol, Narcotics, and Secret Services.

An increase of \$85,670 is provided principally for additional personnel and travel expenses.

OFFICE OF THE SOLICITOR

The principal duty of the office is the rendition of formal and informal opinions to the Secretary and other officials of the Treasury Department. In addition, the office examines contracts, various types of bonds, leases, stipulation and consent agreements, etc., as to form, execution, and legal sufficiency; considers offers in compromise; appoints agents to bid in property on behalf of the United States, and is in charge of rental and sale of such property.

The office was transferred to the Treasury Department from the Department of Justice by Executive order of June 10, 1933.

This item is new in the Treasury Department estimates this year.

DIVISION OF SUPPLY

(To be merged later with new Division of Procurement)

The division of supply is the central purchasing agency of the Department, and as such it does purchasing for local and field activities, with the exception of those from appropriations for the Bureau of Engraving and Printing, the Coast Guard, and to some extent the Bureau of the Mint.

An increase of \$25,000 for printing and binding is provided.

GENERAL SUPPLY COMMITTEE

(Consolidated with the Procurement Division, Treasury Department, and known as Branch of Supply)

It is the duty of the committee to prepare annually a schedule of miscellaneous supplies in common use by two or more executive departments or Government establishments in Washington; to standardize such supplies, and to solicit bids therefor and recommend awards; make definite quantity purchases of certain materials used by the Government activities in Washington, and for the field service of any department or establishment when requested to do so by the head thereof; has charge of the transfer and sale of surplus property in the District of Columbia.

An increase of \$10,343 is provided principally for additional personnel and supplies.

OFFICE OF THE COMMISSIONER OF ACCOUNTS AND DEPOSITS

The office of the commissioner of accounts and deposits has administrative supervision over the division of bookkeeping and warrants and its relations to the office of the Treasurer of the United States, and over the division of deposits. The commissioner likewise has control of the investment accounts of the Government and is responsible for the proper custody of investments and securities held by the Treasurer of the United States and the Federal Reserve banks for which the Secretary is responsible, other than those related to public-debt operations.

An increase of \$17,260 is provided principally for additional personnel.

DIVISION OF BOOKKEEPING AND WARRANTS

The division of bookkeeping and warrants is by law the official bookkeeping organization of the Government in regard to the receipt, appropriation, and expenditure of public moneys.

The principal increases are \$65,000 for recoinage of minor coins, and \$33,000 for contingent expenses in connection with the handling of public moneys.

BUREAU OF CUSTOMS

The principal functions of this service are the collection of import duties and the prevention of smuggling.

Aside from the increase on account of restoration of one third of the legislative reduction in compensation, there is a decrease under this head of \$200,000 due to reduction in personnel and related expenses.

OFFICE OF THE TREASURER OF THE UNITED STATES

The Treasurer of the United States is charged with the receipt and disbursement of public moneys. He is also fiscal agent for the issue and redemption of United States paper currency, for payment of principal and interest on the public debt and for the redemption of national-bank notes, Federal Reserve notes, and Federal Reserve bank notes.

An increase of \$93,000 is provided, principally for additional personnel.

BUREAU OF INTERNAL REVENUE

The Commissioner of Internal Revenue has general supervision of the assessment and collection of all internal-revenue taxes; the enforcement of internal revenue laws; and the preparation and distribution of instructions, regulations, forms, blanks, stamps, etc.

There is a decrease under this head of \$7,033,900, due principally to reduction in personnel and related expenses and in the estimated amount required for refunds or taxes illegally or erroneously collected.

BUREAU OF INDUSTRIAL ALCOHOL

The Commissioner of Industrial Alcohol has supervision, under the direction of the Secretary of the Treasury, of the issuance of permits for the manufacture of spirituous and malt liquors and the ascertainment of the amount of tax which is due thereon.

An increase of \$1,380,460 is provided for additional personnel and related expenses due to the anticipated increase in the number of alcoholic beverage plants and bonded warehouses which will be in operation by reason of the repeal of the eighteenth amendment.

BUREAU OF NARCOTICS

The Commissioner of Narcotics, under the direction and supervision of the Secretary of the Treasury, has general supervision of the enforcement of the Harrison narcotic law and related statutes, including the permissive features of the narcotic drugs import and export act, and cooperates with other activities in the suppression of the abuse of narcotic drugs.

An increase of \$142,935 is provided for additional agents and related expenses.

COAST GUARD

The principal duties of the Coast Guard consist of rendering assistance to vessels in distress and saving life and property; destruction or removal of wrecks, derelicts, and other floating dangers to navigation; conduct of international ice patrol in North Atlantic Ocean; protection of the customs revenues; prevention of smuggling; suppression of mutinies on merchant vessels; enforcement of laws and regulations governing merchant vessels, motor boats, anchorage of vessels in navigable waters, immigration quarantine, neutrality, regattas, and marine parades.

There is a decrease under this head of \$2,077,550 due largely to curtailed activities as a result of the repeal of the eighteenth amendment. The principal items of decrease are \$395,400 for pay and allowances, \$240,400 for fuel and water, \$351,943 for outfits, \$129,470 for rebuilding and repairing stations, \$10,426 for communication lines, \$17,205 for contingent expenses, and \$355,438 for repairs to vessels.

PUBLIC HEALTH SERVICE

The Public Health Service makes studies, conducts scientific investigations, and performs research work looking to the improvement of public health. Other specific duties of the service are the operation of the foreign and domestic quarantine services, the provision of medical and hospital relief for American seamen, Coast Guard personnel, etc., and the administration of the narcotic farm at Lexington, Ky.

An increase of \$613,660 is provided, the principal items of which are \$50,000 for pay of acting assistant surgeons, \$68,000 for pay of other employees, \$35,000 for pay of personnel and maintenance of hospitals, \$12,750 for preventing the spread of epidemic diseases, and \$462,495 for the division of mental hygiene, chiefly to cover the cost of original equipment for the narcotic farm at Lexington, Ky., and operating expenses for part of the year.

MINT SERVICE

The Director of the Mint has general supervision of the mints and assay offices of the United States, and directs the coinage to be executed.

An increase of \$51,269 is provided for salaries and expenses in mints and assay offices.

SUPERVISING ARCHITECT

(Consolidated with new Procurement Division, Treasury Department and known as "Public Works Branch")

Subject to the direction and approval of the Secretary of the Treasury, the duties performed by the Super-

vising Architect embrace the following: Procurement of sites; preparation of drawings, estimates, specifications, etc., for, and the superintendence of the work of constructing, rebuilding, extending, or repairing public buildings, the maintenance of those public buildings outside the District of Columbia which are under the jurisdiction of the Secretary of the Treasury, including the employment and supervision of the custodial forces, and the supply of furniture, carpets, lighting fixtures, mechanical equipment, safes, and miscellaneous supplies for the use of custodians' and engineers' forces in the care of such buildings.

There is a decrease under this head of \$83,979,667, the largest item of which is \$71,370,000 for construction of public buildings under the act of May 25, 1926, and the Emergency Construction Act. The amount provided is only sufficient for the completion of projects which were started prior to the creation of the Public Works Administration. The other decreases are \$3,264,000 for miscellaneous public building projects, \$500,000 for rent of temporary quarters, \$1,650,000 for general expenses, \$1,900,000 for outside professional services, and \$245,000 for salaries, Office of the Supervising Architect. By reason of the transfer of certain Federal buildings to the jurisdiction of the Post Office and Interior Departments, there is a further decrease of \$3,321,000 in the operation and maintenance items, which amount represents the cost of operation and maintenance during the first quarter of the fiscal year 1934.

The only increase under this head is \$150,000 for repair and preservation of public buildings.

Permanent appropriations:

DIVISION OF BOOKKEEPING AND WARRANTS

A decrease of \$700,000 for recoinage of silver coins.

PUBLIC-DEBT SERVICE

An increase of \$35,522 for expenses of loans.

BUREAU OF CUSTOMS

A decrease of \$849,300 for reimbursable items.

OFFICE OF THE TREASURER OF THE UNITED STATES

A decrease of \$10,000 for expenses incident to redemption and issue of national currency.

BUREAU OF INDUSTRIAL ALCOHOL

An increase of \$105,000 for reimbursable items.

WAR DEPARTMENT

Bureau or subdivision	Appropriations, 1934	Authorized obligations, 1934	Budget estimate, 1935, including restoration of one third of legislative reduction in compensation	Decrease (-) or increase (+) compared with authorized obligations, 1934
DEPARTMENTAL ACTIVITIES				
Annual appropriations:				
Salaries and expenses.....	\$5, 177, 028.00	\$4, 339, 737.00	\$4, 711, 436.00	+\$371, 699.00
MILITARY ACTIVITIES				
Annual appropriations:				
Office of the Secretary of War.....	9, 500.00	5, 000.00	7, 000.00	+2, 000.00
General Staff Corps.....	103, 917.00	79, 900.00	85, 403.00	+5, 503.00
Adjutant General's Department.....	99, 778.00	62, 200.00	287, 429.00	+225, 229.00
Finance Department.....	129, 807, 805.00	116, 199, 923.00	126, 468, 629.00	+10, 268, 706.00
Quartermaster Corps.....	¹ 50, 469, 942.00	44, 733, 522.00	49, 746, 247.00	+5, 012, 725.00
Signal Corps.....	2, 401, 870.00	1, 573, 700.00	1, 919, 599.00	+345, 899.00
Air Corps.....	² 23, 324, 185.00	11, 599, 673.00	² 21, 450, 253.00	+9, 850, 580.00
Medical Department.....	1, 251, 723.00	917, 920.00	1, 165, 570.00	+247, 650.00
Corps of Engineers.....	427, 072.00	264, 410.00	350, 071.00	+85, 661.00
Ordnance Department.....	10, 235, 997.00	6, 540, 164.00	7, 662, 974.00	+1, 122, 810.00
Chemical Warfare Service.....	1, 255, 563.00	748, 378.00	838, 043.00	+89, 665.00
Chief of Infantry, Cavalry, Field Artillery, and Coast Artillery.....	131, 878.00	128, 495.00	130, 567.00	+2, 072.00
Seacoast defenses.....	2, 035, 431.00	1, 245, 022.00	1, 174, 970.00	-70, 052.00
U.S. Military Academy.....	2, 344, 584.00	1, 940, 152.00	1, 982, 916.00	+42, 764.00
National Guard Bureau.....	35, 484, 864.00	24, 144, 000.00	24, 500, 685.00	+356, 685.00
Organized Reserves.....	6, 354, 348.00	3, 184, 068.00	3, 986, 859.00	+802, 791.00
Reserve Officers' Training Corps.....	3, 475, 431.00	2, 629, 900.00	3, 117, 601.00	+487, 701.00
Citizens' Military Training Camps.....	2, 500, 000.00	1, 000, 000.00	987, 213.00	-12, 787.00
National Board for the Promotion of Rifle Practice.....	159, 465.00	50, 000.00	50, 743.00	+743.00
Total, annual military appropriations.....	271, 873, 353.00	217, 046, 427.00	245, 912, 772.00	+28, 866, 345.00
Permanent appropriations:				
Finance Department.....	900.00	900.00	900.00	-----
Ordnance Department.....	75, 000.00	-----	70, 000.00	+70, 000.00
	75, 900.00	900.00	70, 900.00	+70, 000.00
Grand total, military activities.....	271, 949, 253.00	217, 047, 327.00	245, 983, 672.00	+28, 936, 345.00
NONMILITARY ACTIVITIES				
Annual appropriations:				
Quartermaster Corps.....	837, 989.00	726, 958.00	733, 552.00	+6, 594.00
Signal Corps.....	160, 772.00	150, 000.00	155, 055.00	+5, 055.00
Corps of Engineers.....	60, 413, 517.00	36, 788, 204.00	40, 168, 612.00	-----
Deduct amount available from prior appropriations.....	-----	-----	15, 782, 294.00	-----
	-----	-----	24, 386, 318.00	-12, 401, 886.00
Total, annual, nonmilitary activities.....	61, 412, 278.00	37, 665, 162.00	25, 274, 925.00	-12, 390, 237.00
Permanent appropriations:				
Finance Department.....	816, 000.00	816, 000.00	816, 000.00	-----
Corps of Engineers.....	10, 851, 560.00	8, 352, 442.00	10, 053, 250.00	+1, 700, 808.00
U.S. Soldiers' Home (District of Columbia).....	717, 000.00	717, 000.00	863, 750.00	+146, 750.00
Total, permanent.....	12, 384, 560.00	9, 885, 442.00	11, 733, 000.00	+1, 847, 558.00
Grand total, nonmilitary activities.....	73, 796, 838.00	47, 550, 604.00	37, 007, 925.00	-10, 542, 679.00
Grand total, War Department proper.....	350, 923, 119.00	268, 937, 668.00	287, 703, 033.00	+18, 765, 365.00
PANAMA CANAL				
Maintenance and operation; sanitation; civil government.....	³ 11, 060, 619.00	10, 675, 574.00	9, 340, 800.00	-----
Deduct amount available from prior appropriations.....	-----	-----	2, 807, 874.00	-----
	-----	-----	6, 532, 926.00	-4, 142, 648.00
Grand total, War Department, including Panama Canal.....	361, 983, 738.00	279, 613, 242.00	294, 235, 959.00	-14, 622, 717.00

¹ Plus reappropriation of \$1,203,700.² Plus \$3,000,000 contract authorization.³ Plus \$2,000,000 from dividends of Panama R.R. Co.

Of the total net increase of \$14,622,717 in the Budget estimates for 1935 over the authorized obligations for 1934, \$10,492,580 represents a restoration of one third of the legislative reductions of 15 percent in compensation. The principal items of increase and decrease involved in the balance of the net increase, namely, \$4,130,137, are mentioned below.

DEPARTMENTAL ACTIVITIES

Annual appropriations:

SALARIES AND EXPENSES

Included under this head are all departmental salaries, contingent expenses, stationery, and printing and binding. The increases provide for a new automobile for the Secretary of War and additional funds for printing and binding and purchase of office equipment.

MILITARY ACTIVITIES

Annual appropriations:

OFFICE OF THE SECRETARY OF WAR

The only item under this head is a small fund for contingencies.

GENERAL STAFF CORPS

Includes contingencies of the Military Intelligence Division, General Staff, and salaries and expenses of the Army War College. Excluding restoration of pay, these activities are provided for on approximately the same basis as 1934.

ADJUTANT GENERAL'S DEPARTMENT

The appropriation items concerned are "Command and General Staff School, Fort Leavenworth, Kans.," "Welfare of enlisted men", and "Field exercises." Practically the entire increase is for field exercises of the Army, a new item but not a new activity, the funds for such exercises having been carried heretofore under various other appropriation heads.

FINANCE DEPARTMENT

Under this head provision is made for the pay and allowances of active and retired officers, warrant officers, nurses, and enlisted men of the Regular Army and the Philippine Scouts; mileage of the Army; expenses of courtsmartial; apprehension of deserters; hire of civilian employees of the Finance Department in the field; and claims for the loss and damage of personal property of Army personnel. The net increase, excluding restoration of one third of legislative reductions of 15 percent in compensation, consists principally of \$4,234,835 for automatic increases provided by law for officers and enlisted men for length of service and for the promotion of officers to higher grades. Such automatic increases were suspended by economy legislation during the fiscal years 1933 and 1934. Mileage of the Army is decreased by \$71,250. The Budget estimate for 1935 provides for average active strengths of 12,000 commissioned officers, 831 warrant officers, and 118,750 enlisted men of the Regular Army and 6,415 enlisted men of the Philippine Scouts.

QUARTERMASTER CORPS

This includes appropriation items for the subsistence, clothing, and transportation of the Army; furnishing of nontechnical supplies; the maintenance, repair, and operation of barracks, quarters, and other buildings and utilities; procurement of horses, draft and pack animals; incidental expenses; sewerage system at Fort Monroe, Va.; and construction and repair of hospitals. Excluding part restoration of pay reductions, the principal item of increase are as follows:

Subsistence of Army, \$2,091,828, due entirely to increase in the cost of the Army ration; regular supplies, \$560,697, due to increased cost of forage for animals and the depletion of stocks; clothing and equipage, \$918,667, due almost entirely to the depletion of clothing stocks; Army transportation, \$858,135, due mainly to the necessity of providing for deferred repairs to floating and other plant and the operation of the full fleet of transports in 1935 due to the effect of economy legislation respecting the relief and replacement of overseas garrisons; and \$150,000 for the purchase of horses and mules to partly replace losses.

SIGNAL CORPS

Signal Service of the Army is the only appropriation item concerned. The net increase in 1935 is approximately \$300,000, exclusive of pay restoration, and is mainly for deferred repairs and the purchase of Signal Corps equipment for Army combat organizations.

AIR CORPS

The net increase over the authorized obligations for 1934, exclusive of pay restoration, is \$9,600,707. As will be seen from the statement at the head of this synopsis, only \$11,599,673 was authorized for obligation in 1934. This was due to an abnormally large amount of unliquidated obligations brought over from the fiscal year 1933, due to delay in delivery of new airplanes, making it necessary to restrict the incurring of new obligations in 1934 in order to keep within the limit of expenditures set for that year. Therefore, since the Air Corps can contract for the procurement of only about 94 new airplanes in 1934, it becomes necessary to provide for a greater number in 1935 to replace losses. Provision is also made for a contract authorization of \$3,000,000 for the procurement of new airplanes and airplane equipment, spare parts and accessories, in addition to the amount estimated for appropriation in 1935. With the amount estimated for appropriation for 1935, plus the contract authorizations, provision is made for the procurement of 348 new airplanes, of which 333 are chargeable to the appropriation for Army Air Corps and 15 to that for the Organized Reserves. It should also be noted here that there has recently been allotted to the Army by the Federal Emergency Administration of Public Works the sum of \$7,500,000 for the procurement of 100 combat airplanes.

The 1935 estimate provides for an average of 200 flying hours per qualified airplane pilot and in addition makes provision for the maintenance and operation of Air Corps depots and stations, service tests of new airplanes, spare parts, equipment and accessories, and for research and development work.

MEDICAL DEPARTMENT

Provides for the medical and hospital department of the Army, including hospital care of Panama Canal Zone garrisons, and the maintenance and operation (except cost of personnel) of the Army Medical Museum and library. The net increase in 1935 is due mainly to the loss of revenue by the withdrawal of Veterans' Administration beneficiaries from Army hospitals and to the depletion of medical and hospital stocks of supplies.

CORPS OF ENGINEERS

Embraces items for engineer depots, school, equipment of troops, operations in the field, and military surveys and maps. The net increase, exclusive of pay restoration, results from various small increases and decreases in the items covered by this appropriation.

ORDNANCE DEPARTMENT

Comprises appropriation items for ordnance service and supplies, the maintenance and operation of Rock Island Arsenal bridges, the repair of arsenals, and the development and procurement of gages, dies, and jigs for manufacture. The net increase, exclusive of pay restoration, is \$835,795, and is principally for the procurement of new ammunition and the preservation and rehabilitation of reserve ammunition.

CHEMICAL WARFARE SERVICE

Excluding restoration of pay, the 1935 estimate provides a small increase for the manufacture of gas masks and chemical mortars.

CHIEFS OF INFANTRY, CAVALRY, FIELD ARTILLERY, AND COAST ARTILLERY

Includes the service schools of these four branches of the Army. The increase is all for restoration of pay.

SEACOAST DEFENSES

This embraces, for the United States, insular possessions, and Panama Canal, the construction, maintenance, and repair of fixed fortifications; the procurement, installation, and maintenance of fire-control systems, searchlights, and submarine mine defenses; installation of fixed antiaircraft defenses; and the procurement and maintenance of ordnance and ordnance material. Various phases of the work are handled by the Corps of Engineers, the Signal Corps, the Coast Artillery Corps, and the Ordnance Department. The Budget estimate for 1935, excluding restoration of pay, is practically the same as the amount obligated for 1934.

UNITED STATES MILITARY ACADEMY

Under this head fall the pay and allowances of cadets and civilian employees, and the maintenance, operation, and repair of the Academy. The Budget estimate for 1935, excluding restoration of pay, is practically the same as the amount obligated for 1934. An average of 1,236 cadets is provided for.

NATIONAL GUARD BUREAU

Under this head provision is made for the entire cost to the Federal Government for the equipment, maintenance, and training of the National Guard, except the pay and allowances of commissioned officers of the Regular Army and the pay of enlisted men of the Regular Army detailed as instructors. The Budget estimate for 1935 shows a net increase over 1934 obligations of \$356,685. Provision is made in this estimate for holding annual encampments and 36 armory drills at full attendance strength. The average strength of the guard for 1935 is estimated at 185,000.

ORGANIZED RESERVES

The net increase for 1935 over the authorized obligations for 1934 is \$802,791. The Budget estimate makes provision for 14 days' active-duty training of 12,000 Reserve officers; for detail of 6 months each on the General Staff of 10 such officers; for the detail on active duty for 1 year with tactical units of the Air Corps of the Regular Army of 200 Reserve pilots; and for attendance of from 6 to 12 weeks of 200 Reserve officers at Regular Army service schools. The estimate also provides for the maintenance and operation of 250 Organized Reserve headquarters in 192 cities, for inactive duty flying of Air Corps Reserve officers, for extension courses for Reserve officers and the furnishing of such officers with training manuals.

RESERVE OFFICERS' TRAINING CORPS

The Budget estimate makes provision for the enrollment and instruction of approximately 127,500 students in Reserve Officers' Training Corps units at schools and colleges and the training of 7,200 of this number in 42-day camps. The increase in the 1935 estimate is due principally to an increase in commutation of rations to students, for clothing due to depleted stocks, and for higher cost of rations furnished in kind to students at training camps.

CITIZENS' MILITARY TRAINING CAMPS

The estimate for 1935 provides for approximately 14,000 trainees.

NATIONAL BOARD FOR THE PROMOTION OF RIFLE PRACTICE

Provision is made under this head for quartermaster supplies and services for rifle ranges for civilian instruction; for the procurement of trophies and medals; and for ordnance equipment and ammunition for civilian rifle clubs. The Budget estimate for 1935 is practically the same as the obligations for 1934.

Permanent appropriations:

FINANCE DEPARTMENT

One permanent indefinite appropriation of \$900 for the payment of claims of officers and men of the Army for destruction of private property is involved.

ORDNANCE DEPARTMENT

Under this department there is one permanent appropriation which authorizes the use of not more than \$75,000 in any one fiscal year from the proceeds of sales of useless ordnance material. The estimate for 1935 provides for \$70,000 for this purpose.

NONMILITARY ACTIVITIES

Annual appropriations:

QUARTERMASTER CORPS

Under this head are included the appropriation items for cemetery expenses, and the care of monuments and tablets in Cuba and China. Excluding restoration of pay, the Budget estimate for 1935 is practically the same as the amount obligated for 1934.

SIGNAL CORPS

This covers the maintenance and operation of the Washington (State)-Alaska Military Cable and Telegraph System, now used almost exclusively for commercial and Government civil purposes. Excluding restoration of pay, the Budget estimate for 1935 is practically the same as the obligations for 1934. This system is now operated principally by radio, the old cable and telegraph installation being retained as a reserve system.

CORPS OF ENGINEERS

Included in the annual appropriations under this head is the maintenance and improvement of existing river and harbor works; flood control on the Mississippi and Sacramento Rivers; and emergency fund for flood control on tributaries of the Mississippi River.

The total amounts provided in the 1935 Budget for these purposes are: Maintenance and improvement of existing river and harbor works, \$29,985,359; flood control, Mississippi River, \$9,746,880; flood control, Sacramento River, \$95,000; and emergency fund for flood control on tributaries of the Mississippi River, \$341,373; a total of \$40,168,612. Of this total, \$15,782,294 is available from unexpended balances of prior appropriations, so that the amount submitted in the Budget for appropriation is the difference, namely, \$24,386,318. This is a net reduction of \$12,401,886 compared with the total authorized for obligation in 1934. With the exception of one case involving continuing contracts for work on Great Lakes connecting channels, only maintenance work is provided for in connection with rivers and harbors and flood control, adequate funds for new con-

struction work during 1935 having been provided by the Federal Emergency Administration of Public Works.

Permanent appropriations:

FINANCE DEPARTMENT

Three permanent-indefinite appropriations are concerned, namely, claims for extra pay to Regular Army, War with Spain, claims of volunteers for extra pay, War with Spain, and the payment to enlisted men of the Army, upon discharge, of savings deposited by them with the Finance Department during the terms of their enlistment. The estimated amounts required in 1935 are the same as for 1934.

CORPS OF ENGINEERS

Falling under this head are the following permanent appropriations: Removing obstructions in Mississippi, Atchafalaya, and Old Rivers; operating snag and dredge boats on upper Mississippi, Illinois, and Minnesota Rivers; maintenance of channel, South Pass, Mississippi River; examinations and surveys at South Pass, Mississippi River; gaging waters of the Mississippi and its tributaries; operating snag boats on the Ohio River, permanent international commission of congresses of navigation; operating and care of canals and other works of navigation; and funds contributed and advanced for river and harbor improvements and flood control. The Budget estimate of the amount necessary to provide for these fixed charges in 1935 is \$10,053,250.

UNITED STATES SOLDIERS' HOME (DISTRICT OF COLUMBIA)

This home is supported by trust funds and the interest derived therefrom, plus certain miscellaneous receipts. The estimate of withdrawals for 1935 shows an increase of \$146,750.

PANAMA CANAL

Annual appropriations:

The appropriation items involved are maintenance and operation, sanitation, and civil government.

The amount submitted in the Budget for appropriation for the fiscal year 1935 is a net decrease of \$4,142,648 below authorized obligations for 1934. The actual availability of funds for 1935, however, will be only \$1,334,774 less than the 1934 obligations because of there being available \$2,807,874 of unexpended balances from previous appropriations. The net decrease is principally due to a deferment of betterments which can be postponed without impairing the efficient operation of the Canal and related activities.

DISTRICT OF COLUMBIA

Bureau or subdivision	Appropriations, 1934	Budget estimate, 1935, including restoration of one third of legislative reduction in compensation	Decrease (—) or increase (+), compared with appropriations 1934
Annual appropriations:			
General expenses.....	\$1,927,182.00	\$2,030,818.00	+\$103,636.00
Contingent and miscellaneous expenses.....	201,185.00	190,670.00	—10,515.00
Street and road improvement and repair.....	1,801,900.00	2,567,090.00	+765,190.00
Sewers.....	705,000.00	653,740.00	—51,260.00
Refuse.....	1,295,000.00	1,353,100.00	+58,100.00
Public playgrounds.....	159,960.00	169,150.00	+9,190.00
Electrical department.....	959,000.00	1,011,670.00	+52,670.00
Public schools:			
Operation and maintenance.....	8,540,713.00	8,936,106.00	+395,393.00
Buildings and grounds.....		568,000.00	+568,000.00
Total, public schools.....	8,540,713.00	9,504,106.00	+963,393.00
Police department.....	2,879,000.00	3,113,442.00	+234,442.00
Fire department.....	1,935,794.00	2,064,775.00	+128,981.00
Health department.....	371,912.00	392,739.00	+20,827.00
Courts and prisons.....	696,893.00	747,810.00	+50,917.00
Public welfare.....	5,845,295.00	6,476,476.00	+631,181.00
Militia.....	32,000.00	33,300.00	+1,300.00
Public buildings and public parks.....	787,000.00	816,873.00	+29,873.00
National Capital Park and Planning Commission.....	1,031,000.00	564,307.94	—466,692.06
National Zoological Park.....	180,000.00	189,600.00	+9,600.00
Total, excluding water service and permanent appropriations.....	29,348,834.00	31,879,666.94	+2,530,832.94
Water service.....	1,027,000.00	1,511,347.00	+484,347.00
Total, annual.....	30,375,834.00	33,391,013.94	+3,015,179.94
Permanent appropriations:			
Refunding taxes.....	35,000.00	50,000.00	+15,000.00
Extension of streets and avenues.....	25,000.00	50,000.00	+25,000.00
Industrial Home School fund.....	500.00		—500.00
Escheated estates relief fund.....	2,000.00		—2,000.00
Teachers' retirement fund deductions.....	420,000.00	410,000.00	—10,000.00
Miscellaneous trust fund deposits.....	775,000.00	650,000.00	—125,000.00
Washington redemption fund.....	500,000.00	325,000.00	—175,000.00
Permit fund.....	40,000.00	25,000.00	—15,000.00
Policemen's and firemen's relief fund.....	900,000.00	920,000.00	+20,000.00
Total, permanent.....	2,697,500.00	2,430,000.00	—267,500.00
Grand total, District of Columbia.....	33,073,334.00	35,821,013.94	+2,747,679.94

¹ Includes Federal contribution of \$5,700,000.

The total increase of \$2,747,679 in the estimates for the District of Columbia for the fiscal year 1935 as compared with the appropriations for the fiscal year 1934, includes \$1,167,687 due to restoration of one third of the legislative reduction in compensation for the fiscal year 1934, and \$1,579,992 for other purposes, the latter amount resulting from various increases and decreases, the chief details of which are as follows:

Annual appropriations:

GENERAL EXPENSES

Provision is made under this heading for the salaries, and in some instances the expenses, of certain administrative and other municipal offices, including the superintendent of weights and measures, the Public Utilities Commission, the department of vehicles and traffic, the free public library, the recorder of deeds, and the register of wills. The principal increases are \$5,000 for the workmen's compulsory liability fund, \$5,000 for traffic lights, and \$7,500 for repairs to library buildings.

CONTINGENT AND MISCELLANEOUS EXPENSES

Under this head are included automobile, printing, postage, and office expenses, together with the item for the Public Employment Service. The items for printing and postage each show a decrease of \$15,000, while there are increases of \$8,000 for multigraph equipment and \$10,000 for maintenance and exchange of automobiles.

STREET AND ROAD IMPROVEMENT AND REPAIR

In addition to the items for the improvement and repair of streets and roads, there are included under this head the items for construction and repair of bridges and wharves and for the maintenance and care of trees and parking. The 1934 appropriation of \$1,801,900 was supplemented by an additional amount of \$1,500,000 for street and road improvement and repair to aid in the relief of unemployment, subject to allotment for that purpose in such amounts as the Director of the Bureau of the Budget might approve. Under this authority allotments have been made in the amount of \$1,158,640. There has also been made available under the provisions of the National Industrial Recovery Act an amount of \$1,918,416 for the reconstruction and improvement of streets in the District of Columbia, including the construction of the P Street Bridge across Rock Creek. The Budget estimate for 1935 includes \$675,000 for the completion of the Calvert Street Bridge.

SEWERS

The sewer department constructs, maintains, and operates the sewerage and sewage disposal system. The apparent decrease for the sewer department is due to a provision for continuing available in 1935 an unexpended balance of approximately \$100,000 from the 1934 appropriation for assessment and permit work. A National Industrial Recovery allotment of \$1,759,500 has been made to the sewer department.

REFUSE

The estimates for the refuse department, which exercises the function of cleaning streets and of collecting and disposing of trash and garbage, remain, except for the restoration of one third of the legislative reduction in compensation for 1934, in the same amounts as the appropriations for that fiscal year.

PUBLIC PLAYGROUNDS

An increase of \$5,000 has been provided for the repair and improvement of playground equipment.

PUBLIC SCHOOLS

For operation and maintenance of the public schools, a nonrecurring 1934 item of \$63,840 for furniture for new school buildings is offset by increases of \$15,000 for reequipping the Shaw Junior High School and \$50,000 for repairs to school buildings. The amount of \$568,000 for new building construction includes \$400,000 to meet the 1935 construction expenditures for the Woodrow Wilson Senior High School and \$168,000 for an addition to the Browne Junior High School.

POLICE

The estimates for the police department provide increases of \$76,000 for payment of 41 street railway crossing policemen, as required by the Street Railway Merger Act of January 14, 1933, \$5,000 for purchase, exchange, and maintenance of automobiles, and \$5,000 for uniforms and equipment.

FIRE

The principal increase in the estimates for the fire department is an item of \$30,000 for 3 new hose wagons and 1 pumping engine.

COURTS AND PRISONS

Provision is made under this head for the operation of the juvenile court, municipal court, police court, supreme court, and Court of Appeals of the District of Columbia, and for the maintenance of District prisoners confined in Federal penitentiaries. The estimates provide full salary amounts for the justices of the District Supreme Court and the court of appeals, in accordance with a recent decision of the United States Supreme Court, and also include \$6,000 for repairs to the roof of the District Supreme Court building.

PUBLIC WELFARE

The Board of Public Welfare has general supervision of all public penal, charitable, and correctional institutions, and of the care and maintenance of dependent and delinquent children. An increased number of inmates at most of the public-welfare institutions has required a corresponding increase in the 1935 estimates for the operation of these institutions. Increases have also been provided for the care of guardianship children, and for the full-year operation of the new Children's Tuberculosis Sanatorium. New construction items are as follows: Completion and equipment of the contagious disease ward building at Gallinger Municipal Hospital, \$290,000; new water-supply system at the workhouse and reforma-

tory, \$75,000; addition to the colored women's ward at the Home for the Aged and Infirm, \$11,000.

NATIONAL CAPITAL PARK AND PLANNING COMMISSION

From funds advanced by the United States under the act of May 29, 1930, the National Capital Park and Planning Commission has expended \$3,531,211.94 for the purchase of park and playground lands within the District of Columbia. Of this amount \$3,000,000 has been reimbursed to the United States by the municipal government in accordance with the provisions of the above-mentioned act, and the balance of \$531,211.94 for reimbursement to the United States is included in the 1935 estimates.

WATER SERVICE

Under this head are the items for the operation of the Washington aqueduct and reservoirs under the jurisdiction of the Engineer Corps of the War Department, and the maintenance and extension of the distribution system under the water department of the District of Columbia. The 1934 appropriation of \$1,027,000 was supplemented by an additional amount of \$635,000 for extension, improvement, and repair of the distribution system to aid in the relief of unemployment, subject to allotment for those purposes in such amounts as the Director of the Bureau of the Budget might approve. Under this authority allotments have been made in the amount of \$501,275.

The Budget estimates for 1935 provide for the laying of new water mains as follows: For 8,200 feet of 20-inch main in Nichols Avenue SE., from First Street to Blue Plains, \$59,000; 3,000 feet of 30-inch main from a 30-inch main in Pennsylvania Avenue SE., to Eighteenth Street and Minnesota Avenue SE., \$42,000; 7,500 feet of 16-inch water main in Rock Creek Church Road NW., from Upshur Street to Harewood Road and south in Harewood Road to Michigan Avenue, \$46,000; and 3,100 feet of 20-inch main from Thirty-third Place and Woodley Road NW., to Connecticut Avenue in vicinity of Macomb Street NW., \$25,000.

The 1935 Budget authorizes the Commissioners of the District of Columbia to allow a reduction of not to exceed 25 percent in the water charges fixed by existing law, and increases to 10,000 cubic feet the present metered allowance of 7,500 cubic feet.

Permanent appropriations:

The net decrease of \$267,500 in the total of the estimates of permanent appropriations for the fiscal year 1935 represents the following increases and decreases in the estimates of expenditures from such funds: Increases: Refunding taxes, \$15,000; extension of streets and avenues, \$25,000; policemen's and firemen's relief fund, \$20,000. Decreases: Industrial Home School fund, \$500; escheated estates relief fund, \$2,000; teachers' retirement fund deductions, \$10,000; miscellaneous trust-fund deposits, \$125,000; Washington redemption fund, \$175,000; permit fund, \$15,000.

RETIREMENT OF THE PUBLIC DEBT REQUIRED TO BE MADE FROM ORDINARY RECEIPTS

	Appropriations, 1934	Authorized obligations, 1934	Budget estimate, 1935	Decrease (–) or increase (+) compared with authorized obligations, 1934
Permanent appropriation: Public-debt service.....	\$534, 070, 321	\$488, 171, 500	\$525, 763, 850	+\$37, 592, 350

A net increase of \$37,592,350, which is the result of the following: Increases, \$34,753,876 for the cumulative sinking fund and \$2,863,474 for addition to cumulative sinking fund. Decrease of \$25,000 for miscellaneous forfeitures and gifts.

INTEREST ON THE PUBLIC DEBT

	Appropriations, 1934	Authorized obligations, 1934	Budget estimate, 1935	Decrease (–) or increase (+) compared with authorized obligations, 1934
Permanent appropriation: Public-debt service.....	\$725, 000, 000	\$742, 000, 000	\$824, 349, 000	+\$82, 349, 000

An increase of \$82,349,000 due to increase in the public debt.

RECAPITULATION

Bureau or subdivision	Appropriations, 1934	Authorized obligations, 1934	Budget estimate, 1935, including restoration of one third of leg- islative reduction in compen- sation	Decrease (—) or in- crease (+) com- pared with au- thorized obliga- tions, 1934
Annual appropriations:				
Legislative establishment.....	\$16,839,920.00	\$16,839,920.00	\$17,431,092.60	+\$591,172.60
Executive Office and independent establishments, except Veterans' Administration.....	3,322,804,286.00	3,322,804,286.00	20,357,171.00	—3,302,447,115.00
Veterans' Administration.....	602,838,000.00	561,893,120.00	553,210,091.00	—8,683,029.00
Department of Agriculture.....	200,209,091.00	94,585,965.00	57,388,062.00	—37,197,903.00
Farm Credit Administration.....	42,900,000.00	43,269,939.00	2,389,666.00	—40,880,273.00
Department of Commerce.....	36,911,575.00	29,183,737.00	32,282,406.00	+3,098,669.00
Department of the Interior.....	50,479,271.67	35,703,818.00	31,209,456.00	—4,494,362.00
Department of Justice.....	41,231,835.00	34,210,799.00	31,165,804.00	—3,044,995.00
Department of Labor.....	14,177,365.00	11,583,497.00	14,044,145.00	+2,460,648.00
Navy Department.....	308,669,562.00	291,978,597.00	286,332,392.00	—5,646,205.00
Post Office Department.....	713,033,378.00	639,430,029.00	676,849,240.00	+37,419,211.00
Department of State.....	12,248,719.00	11,094,276.00	11,011,098.00	—83,178.00
Treasury Department.....	¹ 243,483,219.00	227,461,359.00	150,527,869.00	—76,933,490.00
War Department.....	349,523,278.00	269,726,900.00	282,432,059.00	+12,705,159.00
District of Columbia.....	² 5,700,000.00	5,700,000.00	5,700,000.00
Total annual.....	5,961,049,499.67	5,595,466,242.00	2,172,330,551.60	³ —3,423,135,690.40
Permanent appropriations:				
Legislative establishment.....	800.00	800.00	800.00
Independent establishments, except Veterans' Administration.....	2,039,443.00	2,039,443.00	450,695.00	—1,588,748.00
Department of Agriculture.....	⁴ 8,626,571.00	287,729,914.00	338,280,600.00	+550,550,686.00
Department of Commerce.....	16,000.00	16,000.00	20,000.00	+4,000.00
Department of the Interior.....	12,534,800.00	11,401,337.00	11,320,560.00	—80,777.00
Department of Labor.....	4,000.00	4,000.00	4,000.00
Navy Department.....	803,098.00	1,854,446.00	1,503,833.00	—350,613.00
Post Office Department.....	165,000.00	165,000.00	165,000.00
Department of State.....	11,000.00	11,000.00	11,000.00
Treasury Department.....	19,660,817.00	14,799,000.00	13,381,222.00	—1,417,778.00
War Department.....	8,853,460.00	7,487,740.00	8,735,150.00	+1,247,410.00
Retirement of the public debt.....	⁵ 534,070,321.00	488,171,500.00	525,763,850.00	+37,592,350.00
Interest on the public debt.....	⁶ 725,000,000.00	742,000,000.00	824,349,000.00	+82,349,000.00
Total permanent.....	1,311,785,310.00	1,555,680,180.00	2,223,985,710.00	³ +668,305,530.00
Trust and contributed funds:				
Legislative establishment.....	70,000.00	70,000.00	62,000.00	—8,000.00
Independent establishments, except Veterans' Administration.....	531,000.00	531,000.00	15,000.00	—516,000.00
Veterans' Administration.....	70,890,000.00	68,490,000.00	68,040,000.00	—450,000.00
Department of Agriculture.....	1,676,545.00	1,516,141.00	2,000,000.00	+483,859.00
Department of Commerce.....	1,000.00	1,000.00	1,000.00
Department of the Interior.....	5,704,840.00	4,841,636.00	4,182,490.00	—659,146.00
Department of Justice.....	800,000.00	800,000.00	785,000.00	—15,000.00
Navy Department.....	194,500.00	194,500.00	194,500.00
Department of State.....	20,000.00	20,000.00	20,000.00
War Department.....	3,607,000.00	2,398,602.00	3,068,750.00	+670,148.00
District of Columbia.....	27,373,334.00	27,373,334.00	30,121,013.94	+2,747,679.94
Total trust and contributed funds.....	110,868,219.00	106,236,213.00	108,489,753.94	³ +2,253,540.94
Grand total.....	7,383,703,028.67	7,257,382,635.00	4,504,806,015.54	³ —2,752,576,619.46
Deduct Postal Service payable from postal revenues.....	—570,000,000.00	—570,000,000.00	—585,000,000.00	+15,000,000.00
Grand total payable from the Treasury.....	6,813,703,028.67	6,687,382,635.00	3,919,806,015.54	³ —2,737,576,619.46

¹ Does not include \$265,000,000 for subscription to stock and payments to Federal land banks.² Federal contributions.³ Net.⁴ Exclusive of \$855,379,811 advanced by the Secretary of the Treasury under sec. 12 of the act of May 12, 1933.⁵ The revised estimate is \$488,171,500.⁶ The revised estimate is \$742,000,000.

CLASSIFICATION OF ESTIMATES AND EXPENDITURES BY GOVERNMENTAL FUNCTIONS

[See Chart No. 2, page A3, and Functional Table, Budget Statement No. 8, page A86]

The following is a brief general outline of the character of expenditures and estimates of expenditures comprehended within each general function:

Legislative.—Those for the activities of Congress as a legislative body.

Judicial.—Those having to do with the judicial branch of the Government. They include all United States courts other than the District of Columbia courts which are included under "District of Columbia, Territorial, and other local governments."

Executive.—Those of the Executive Office, including the salary and expenses of the President and the salary of the Vice President.

General administration.—Those for administrative agencies which are of a general character and those departmental activities which cannot now be allocated to specific functions.

Construction of general Government buildings, including sites.—Those for the construction of buildings for general administrative purposes in the District of Columbia and for buildings used for administrative purposes in common by various branches of the Government outside the District of Columbia.

National defense.—Those for military activities of the War Department and the naval and military activities of the Navy Department. Retired pay of officers and enlisted men is included.

Military pensions, annuities, compensation, homes and hospitals for war veterans, and life insurance claims.—Those for military pensions and other forms of compensation for past military services, construction and maintenance of hospitals and soldiers' homes, and other activities of the Veterans' Administration for the care of veterans.

Foreign relations and protection of American interests abroad.—Those for the activities of the State Department in the conduct of relations of foreign governments, local representation abroad, cooperation for settlement of international controversies, and the promotion of friendly intercourse with foreign peoples.

General law enforcement.—Those for activities having to do with the enforcement of the general laws and the administration and enforcement of special acts like the National Prohibition Act and the Narcotic Act.

Provisions for control of currency and banking.—Those connected with the regulation of currency and of banking through the office of the Comptroller of the Currency and Public Debt Service, the Federal Reserve Board, the Bureau of the Mint, and the Bureau of Engraving and Printing.

Administration of Indian affairs.—Those for the care and education of the Indian wards of the Nation.

Administration of the public domain.—Those having to do with the care and utilization of public lands, the national forests, and national parks.

Promotion and regulation of commerce and industry.—Those for activities having to do with the promotion and regulation of commerce and industry.

Promotion and regulation of aerial transportation.—Those for the promotion and regulation of commercial aerial transportation as distinguished from aerial activities in the Army, Navy, and Marine Corps, which is included under national defense.

Promotion, regulation, and operation of marine transportation.—Those for activities having to do with the preparation of charts and sailing directions, the supplying of public facilities for navigation, the provision for a merchant marine, the rescue and relief of seamen and passengers, and the activities of the United States Shipping Board and Merchant Fleet Corporation.

Promotion and regulation of land transportation.—Those activities having to do with the promotion and regulation of land transportation, including the Federal control of transportation systems exercised during the World War and the payments and advances made since the termination of Federal control in the form of guaranties, as provided by the transportation act of 1920.

Postal Service.—Those for the deficiencies in postal revenues paid from the Treasury.

Promotion and regulation of agriculture.—Those for activities of the Farm Credit Administration (excepting those included under the function of "Relief expenditures") and the Department of Agriculture in the promotion of agriculture and game preservation.

Promotion and regulation of fisheries.—Those for activities connected with the propagation and distribution of food fishes, the protection of Alaska seal and salmon fisheries, and other like activities.

Promotion of labor interests.—Those for activities having to do with the compilation of labor laws and statistics, the investigation of labor questions, the improvement in housing conditions, the establishment of employment agencies, the payments made by the Employees' Compensation Commission to Government employees from the compensation fund, and other like activities.

Immigration and naturalization.—Those involved in regulating immigration, preventing importation of contract labor, the enforcement of laws against alien anarchists, deportation of aliens, care of interned aliens, and the regulation of naturalization.

Promotion of public health.—Those for activities having to do with the promotion and protection of public health, exclusive of medical activities in the Army and Navy and of the care of sick and disabled veterans under the Veterans' Administration.

Promotion of public education.—Those for activities having to do with the promotion of public education and all activities of the Federal Board for Vocational Education.

Science and research, general.—Those for activities having to do with the investigation and publication of knowledge gained and verified by exact observation; the reporting of results of investigations that have been worked out and systematized concerning some subject or group of subjects of ascertained facts. Research incident to the study of subjects, or development of matériel, necessary for the accomplishment of objects under other functional headings are not included; for example, insect research for eradication of particular pests under promotion of agriculture, development of a particular arm or weapon under national defense, etc.

Public improvements.—Those involving capital expenditures in constructing public improvements within and without the District of Columbia, other than those outlays for plant facilities and additions which, being essential to the proper performance of specific activities, are included under their respective functions. For a compilation of all outlays for public works, see Budget Statement No. 9, page A88.

District of Columbia, Territorial and other local governments.—Those for the District of Columbia and Alaska, Hawaii, and other insular possessions and such aid as is given to State governments by the Federal Government in the form of subventions, exclusive of specific grants for education, public health, construction of rural post roads, etc.

Relief expenditures.—Those for economic relief of unemployment, agriculture, home owners, financial institutions, etc., and for relief to American citizens abroad, contributions toward the maintenance of foreign hospitals which admit citizens of the United States, and other like welfare operations, both foreign and domestic.

Refunds, losses, and miscellaneous.—Those for repayment or refund of the whole or part of an amount or amounts previously received in payment of indebtedness to the United States, and losses, such as charges on bullion sold, recoinage of gold, silver, and minor coins, and other bullion and coinage losses; it also includes the trust funds comprising the savings system for the enlisted men of the Army, Navy, and Marine Corps.

Fixed debt charges.—Those expenditures required to be made from ordinary receipts in the redemption and purchase of outstanding bonded indebtedness. They also include the amount of interest paid on the public debt, all of which is payable from ordinary receipts. Refunding operations and additional redemptions paid from surplus and balances are not included.

CHARTS OF ESTIMATES OF APPROPRIATIONS, EXPENDITURES, AND RECEIPTS OF THE UNITED STATES GOVERNMENT, EXCLUSIVE OF POSTAL SERVICE PAYABLE FROM POSTAL REVENUE, FOR THE FISCAL YEAR ENDING JUNE 30, 1935

CHART 1.—ESTIMATES OF APPROPRIATIONS BY ORGANIZATION UNITS

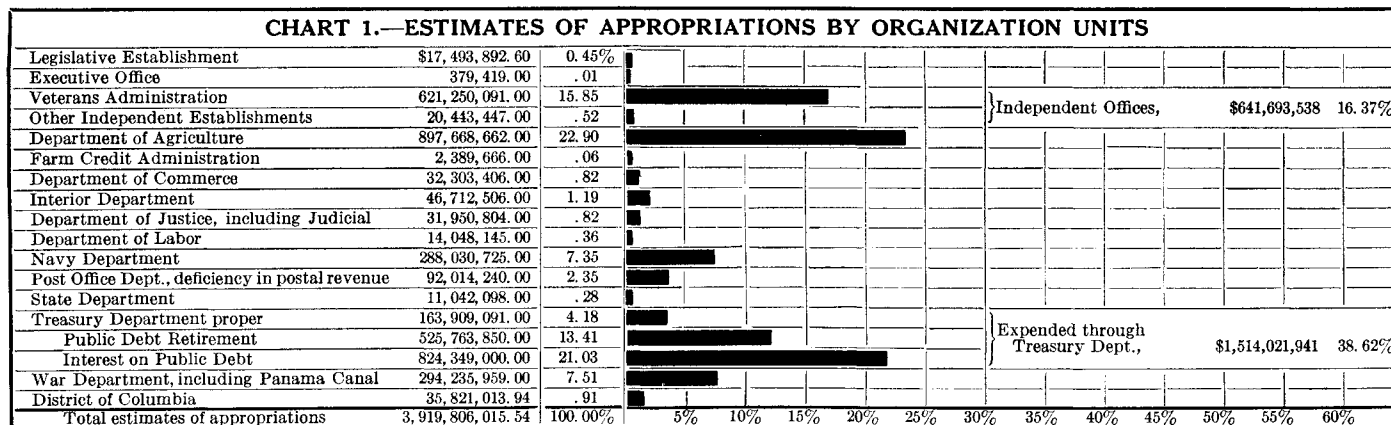
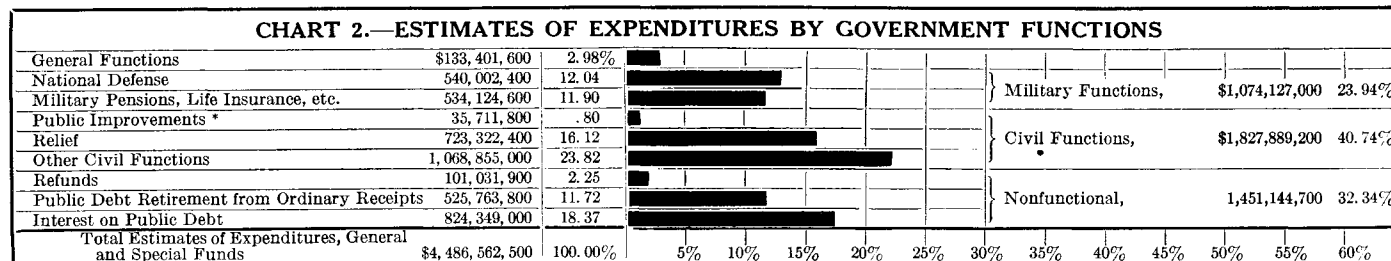


CHART 2.—ESTIMATES OF EXPENDITURES BY GOVERNMENT FUNCTIONS



* FOR TOTAL OF PUBLIC WORKS SEE BUDGET STATEMENT NO. 9

CHART 3.—ESTIMATED EXPENDITURES BY ORGANIZATION UNITS

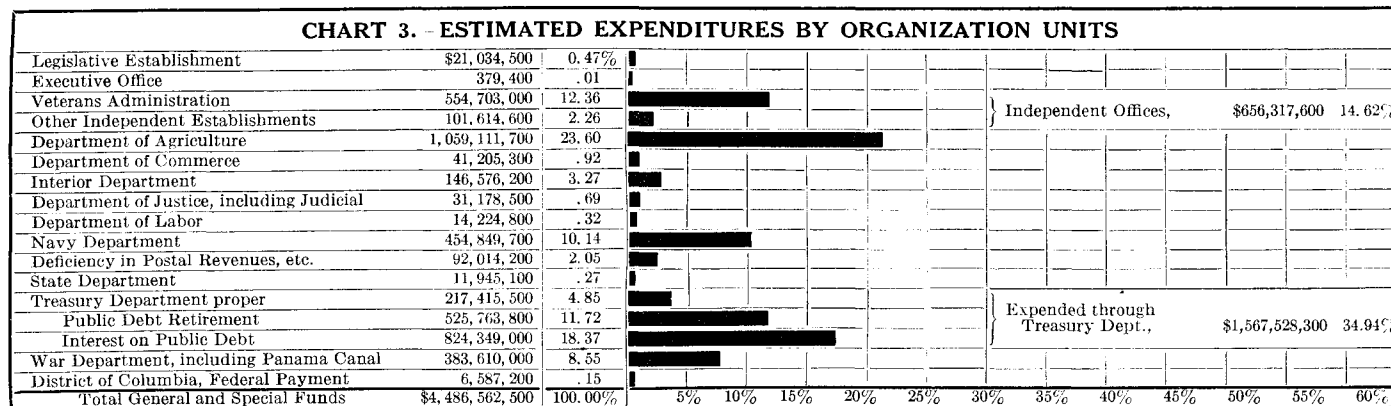



CHART 4.—ESTIMATED RECEIPTS BY SOURCES OF REVENUE



BUDGET STATEMENTS

Δ5

BUDGET STATEMENT NO. 1

Balanced statement of the condition of the Treasury at the end of the last completed fiscal year, 1933; (2) the estimated condition of the Treasury at the end of the fiscal year in progress, 1934; and (3) the estimated condition of the Treasury at the end of the ensuing year, 1935, if the financial proposals contained in the Budget are adopted (U.S.C., title 31, sec. 11 (f))

[This statement is based upon extension of the obligating authority of the Reconstruction Finance Corporation to June 30, 1934. It does not include the issue of debentures by the corporation for preferred stock of banks, which is a contingent liability, nor does it include the sale of the obligations of the corporation for gold]

TABLE A.—GENERAL AND SPECIAL FUNDS

	Estimated, fiscal year 1935	Estimated, fiscal year 1934	Actual, fiscal year 1933
Gross public debt outstanding at beginning of year.....	\$28,679,969,728.54	\$22,538,672,560.15	\$19,487,002,444.13
Less working balance at beginning of year:			
General and special funds.....	\$783,281,037.44	\$786,052,080.05	\$336,034,048.88
Trust and contributed funds.....	78,718,962.56	76,153,140.56	81,163,129.29
	862,000,000.00	862,205,220.61	417,197,178.17
Net public debt at beginning of year.....	27,817,969,728.54	21,676,467,339.54	19,069,805,265.96
Receipts during the year (see Statement No. 2, table A, p. A12).....	3,974,665,479.00	3,259,938,756.00	2,079,696,741.76
General expenditures during the year (see table B of this statement).....	3,763,276,000.00	3,533,691,767.00	3,865,915,458.88
Emergency expenditures during the year (see table B of this statement) ¹	723,286,500.00	6,357,486,700.00	1,277,038,167.73
Total general and emergency expenditures.....	4,486,562,500.00	9,891,178,467.00	5,142,953,626.61
Excess of expenditures over receipts (deficit).....	511,897,021.00	6,631,239,711.00	3,063,256,884.85
Less sinking fund and other public debt retirements (see table B of this statement).....	525,763,800.00	488,171,500.00	461,604,800.00
Excess of expenditures excluding public debt retirements.....	² 13,866,779.00	6,143,068,211.00	2,601,652,084.85
Add decrease in balance in trust and contributed funds during the year (see table C of this statement).....	³ 1,610,929.00	³ 1,565,822.00	5,009,988.73
Net public debt at end of year.....	27,802,492,020.54	27,817,969,728.54	21,676,467,339.54
Add working balance at end of year:			
General and special funds.....	781,670,008.44	783,281,037.44	786,052,080.05
Trust and contributed funds.....	80,329,991.56	78,718,962.56	76,153,140.56
	862,000,000.00	862,000,000.00	862,205,220.61
Gross public debt at end of year.....	28,664,492,020.54	28,679,969,728.54	22,538,672,560.15
Net increase in the public debt during the year.....	⁴ 15,477,708.00	6,141,297,168.39	3,051,670,116.02

¹ Of these emergency expenditures it is roughly estimated that the sum of \$2,500,000,000 represents loans that will be repaid to the Government during the fiscal year 1936 and subsequent years, which repayments will be available for reduction of the public debt.

² Excess of receipts excluding public debt retirements.

³ Increase in balance—deduct.

⁴ Decrease.

No. 1.—*Estimates of appropriations for the fiscal year 1935 compared with appropriations for the fiscal years 1934 and 1933 and estimated receipts and expenditures for the fiscal years 1935 and 1934 compared with actual receipts and expenditures for 1933*

[The classification of receipts and expenditures in this statement conforms to the analysis appearing in the issues of the daily Treasury Statement on the 15th of each month]

TABLE B.—GENERAL AND SPECIAL FUNDS

	Estimates of ap- propriations, 1935	Appropriations, 1934	Appropriations, 1933	RECEIPTS—EXPENDITURES		
				Estimated, 1935	Estimated, 1934	Actual, 1933
RECEIPTS						
Internal revenue:						
Income tax.....				\$1,265,000,000.00	\$864,000,000.00	\$746,206,444.95
Miscellaneous internal revenue.....				1,440,100,000.00	1,242,900,000.00	858,217,511.61
Processing tax on farm products.....				1,548,000,000.00	1,403,000,000.00	
National Industrial Recovery Act taxes.....				80,000,000.00	153,700,000.00	
Customs.....				466,000,000.00	399,000,000.00	250,750,251.27
Miscellaneous receipts:						
Proceeds of Government-owned securities:						
Principal—foreign obligations.....				79,952,416.00	20,000,000.00	31,567,518.98
Interest—foreign obligations.....						67,190,207.22
All other.....					95,439,315.00	32,090,746.50
Panama Canal tolls, etc.....				25,661,000.00	25,672,424.00	23,267,500.34
Other miscellaneous.....				69,952,063.00	56,227,017.00	70,406,560.89
Total.....				3,974,665,479.00	3,259,938,756.00	2,079,696,741.76
ESTIMATES, APPROPRIATIONS, AND EXPENDITURES						
GENERAL						
Departmental (see note 1):						
Legislative establishment.....	\$17,431,892.60	\$16,840,720.00	\$19,228,577.42	18,734,500.00	17,718,500.00	21,477,373.26
Executive proper.....	379,419.00	369,483.00	392,000.00	379,400.00	369,400.00	369,112.82
State Department.....	10,862,998.00	11,967,019.00	13,733,107.14	11,036,000.00	11,100,100.00	15,225,568.81
Treasury Department (see note 2).....	96,293,776.00	136,847,236.00	141,493,539.76	98,479,300.00	103,671,500.00	268,617,901.01
War Department (nonmilitary) (see note 2).....	1,014,607.00	1,350,245.00	1,537,463.06	1,130,900.00	1,350,400.00	
Department of Justice.....	31,165,804.00	41,231,835.00	46,276,877.58	31,178,500.00	34,107,200.00	44,088,327.05
Post Office Department.....			31,740.30			57,882.41
Interior Department.....	42,530,016.00	63,014,071.67	89,307,419.08	43,845,800.00	56,166,100.00	74,579,716.62
Department of Agriculture.....	64,646,234.00	108,835,662.00	317,214,867.18	52,167,800.00	59,903,800.00	250,981,139.02
Department of Commerce.....	32,302,406.00	36,927,575.00	45,470,264.51	38,134,000.00	29,263,400.00	45,968,153.14
Department of Labor.....	14,048,145.00	14,181,365.00	13,582,573.94	13,831,400.00	11,569,900.00	13,677,841.57
Shipping Board ¹						28,518,830.33
Other independent offices and commissions.....	20,428,447.00	24,474,246.00	31,147,579.75	15,360,000.00	23,509,260.00	54,010,977.14
Unclassified items.....						² 895,138.48
Total, departmental.....	331,103,744.60	456,039,457.67	719,416,009.72	324,277,600.00	348,729,560.00	816,677,684.70
Public-building construction and sites, Treasury Department (see notes 1 and 2).....	14,999,615.00	55,100,000.00	211,465,000.00	15,440,600.00	89,568,600.00	
River and harbor work (see note 1).....	32,924,568.00	68,839,593.00	147,668,600.00	40,479,100.00	92,349,300.00	118,391,256.03
National defense (see note 1):						
Army (see note 2).....	250,695,108.00	277,126,281.00	306,543,646.32	230,484,600.00	229,014,600.00	309,557,458.47
Navy.....	287,836,225.00	309,472,660.00	329,651,948.87	310,180,300.00	281,115,200.00	349,561,924.59
Veterans' Administration.....	482,360,091.00	531,988,000.00	827,950,418.52	488,928,000.00	491,940,000.00	763,154,886.30
Adjusted-service certificate fund.....	50,000,000.00	50,000,000.00	100,000,000.00	50,000,000.00	50,000,000.00	100,000,000.00
Agricultural Adjustment Administration.....	831,022,428.00			¹ 750,744,000.00	¹ 514,800,000.00	
Farm Credit Administration (see note 3).....	2,389,666.00	2,900,000.00	950,000.00	3,949,200.00	16,588,407.00	² 2,574,625.74
Agricultural marketing fund (net) (see note 3).....				13,000,000.00	13,600,000.00	³ 3,254,996.45
Distribution of wheat and cotton for relief.....			44,100,000.00			34,240,628.21
Refunds of receipts:						
Customs.....	11,010,700.00	14,515,000.00	20,010,500.00	11,010,700.00	11,860,000.00	12,576,841.79
Internal revenue.....	41,605,000.00	56,681,800.00	29,454,100.00	46,605,000.00	56,916,900.00	57,763,119.46
Postal deficiency.....	92,014,240.00	59,708,081.00	155,000,000.00	92,014,200.00	⁴ 69,595,000.00	117,380,192.33
Panama Canal.....	6,532,926.00	11,060,619.00	11,100,876.00	9,340,800.00	10,600,000.00	12,672,728.59
Subscriptions to stock of Federal land banks.....						² 242,545.00
Civil-service retirement fund (Government share).....	20,850,000.00	20,850,000.00	20,850,000.00	20,850,000.00	20,850,000.00	20,850,000.00
Foreign Service retirement fund (Government share).....	159,100.00	292,700.00	416,000.00	159,100.00	292,700.00	416,000.00
District of Columbia (Government share).....	5,700,000.00	5,700,000.00	7,775,000.00	5,700,000.00	5,700,000.00	7,775,000.00
Interest on the public debt.....	824,349,000.00	725,000,000.00	640,000,000.00	824,349,000.00	742,000,000.00	689,365,105.60
Public debt retirements:						
Sinking fund.....	525,738,850.00	439,658,221.00	426,489,600.00	525,738,800.00	488,121,500.00	425,660,300.00
Purchases and retirements from foreign repayments.....						30,977,000.00
Received from foreign governments under debt settlements.....		90,812,100.00	69,138,878.00			2,909,650.00
Estate taxes, forfeitures, gifts, etc.....	25,000.00	3,600,000.00	1,175,000.00	25,000.00	50,000.00	2,057,850.00
Total, general (see note 4).....	3,811,316,261.60	3,179,344,512.67	4,069,155,577.43	3,763,276,000.00	3,533,691,767.00	3,865,915,458.88

¹ The expenditures in the fiscal year 1935 for agricultural benefit payments and refunds of processing taxes will exceed the processing tax receipts by \$202,000,000 and in 1934 by \$111,800,000. It is estimated that this excess will be fully liquidated by processing tax collections in 1936 and subsequent years.

² Functions of U.S. Shipping Board transferred to Department of Commerce under Executive Order No. 6166 of June 10, 1933.

³ Excess of credits—deduct.

⁴ Includes expenditures for maintenance and operation of post office buildings of \$9,886,900, transferred from Treasury Department.

No. 1.—*Estimates of appropriations for the fiscal year 1935 compared with appropriations for the fiscal years 1934 and 1933 and estimated receipts and expenditures for the fiscal years 1935 and 1934 compared with actual receipts and expenditures for 1933—Continued*

TABLE B.—GENERAL AND SPECIAL FUNDS—Continued

	Estimates of appropriations, 1935	Appropriations, 1934	Appropriations, 1933	RECEIPTS—EXPENDITURES		
				Estimated, 1935	Estimated, 1934	Actual, 1933
EMERGENCY (see note 4)						
Federal Emergency Administration of Public Works.....		\$3,300,000,000.00				
Administrative expenses.....				\$30,000,000.00	\$9,812,000.00	
Payments to States, municipalities, etc.....				182,152,000.00	203,174,000.00	
State Department.....				750,000.00	1,211,000.00	
Treasury Department:						
Public-building construction and sites.....				22,000,000.00	10,000,000.00	
All other.....		50,000,000.00		11,229,900.00	* 64,845,300.00	
War Department (nonmilitary):						
River and harbor work.....				75,552,000.00	131,934,000.00	
All other.....				540,000.00	1,552,100.00	
National defense:						
Army.....				26,007,600.00	61,880,800.00	
Navy.....				144,669,400.00	56,063,200.00	
Panama Canal.....				75,000.00	925,000.00	
Department of Justice.....					979,800.00	
Interior Department:						
Boulder Canyon project.....				24,000,000.00	5,450,000.00	
All other.....				78,730,400.00	42,898,800.00	
Department of Agriculture:						
Public highways.....				236,878,100.00	323,162,600.00	
All other.....				14,321,800.00	21,264,300.00	
Department of Commerce.....				3,071,300.00	2,919,400.00	
Department of Labor.....				393,400.00	1,510,000.00	
Veterans' Administration.....				675,000.00	1,190,000.00	
District of Columbia.....				887,200.00	872,300.00	
Independent offices and commissions.....				542,000.00	1,040,900.00	
Civil Works Administration.....					400,000,000.00	
Unclassified items (includes balances unallotted).....				237,408,000.00	334,505,300.00	
Administration for Industrial Recovery.....					4,250,000.00	
Agricultural Adjustment Administration:						
Department of Agriculture.....		100,000,000.00		5,000,000.00	40,250,000.00	
Farm Credit Administration.....					60,000,000.00	
Commodity Credit Corporation.....					3,000,000.00	
Farm Credit Administration (revolving fund).....		40,000,000.00			40,000,000.00	
Emergency conservation work.....				65,190,000.00	341,705,600.00	
Reconstruction Finance Corporation:						
Direct expenditures by the corporation.....						\$1,153,438,246.06
From funds allocated by the corporation:						
Crop production loans.....						37,148,880.24
Regional agricultural credit corporations.....						44,685,756.79
Loans to joint stock land banks.....						
Farm mortgage relief.....				* 7 480,436,600.00	* 3,969,740,300.00	110,023.55
Farm Credit Administration.....						7 2,294,738.91
Commodity Credit Corporation.....						
Capital stock of home loan banks.....						42,950,000.00
Federal Surplus Relief Corporation.....						
Capital stock of Home Owners' Loan Corporation.....						1,000,000.00
Tennessee Valley Authority.....				31,000,000.00	19,000,000.00	
Federal land banks:						
Subscriptions to paid-in surplus.....		50,000,000.00		5,600,000.00	44,400,000.00	
Payment for reducing interest rates on mortgages.....		15,000,000.00		7,050,000.00	7,950,000.00	
Federal Deposit Insurance Corporation (subscriptions to stock).....		150,000,000.00			150,000,000.00	
Total emergency (see note 4).....		3,705,000,000.00		* 723,286,500.00	* 6,357,486,700.00	1,277,038,167.73
Total estimates, appropriations, and expenditures (see note 5).....	\$3,811,316,261.60	6,884,344,512.67	\$4,069,155,577.43	4,486,562,500.00	9,891,178,467.00	5,142,953,626.61
Excess of expenditures over receipts (see note 5).....				511,897,021.00	6,631,239,711.00	3,063,256,884.85

* Includes \$50,000,000 for subscriptions to preferred shares in Federal savings and loan associations.

* Based on continuation of authority to obligate to June 30, 1934. The figures do not include the issue of debentures by the corporation for preferred stock of banks, which is a contingent liability nor do they include the sale of the obligations of the corporation for gold.

* Excess of credits—deduct.

* Of these emergency expenditures it is roughly estimated that \$2,500,000,000 represents loans that will be repaid to the Government during the fiscal year 1936 and subsequent years, which repayments will be available for reduction of the public debt.

No. 1.—*Estimates of appropriations for the fiscal year 1935 compared with appropriations for the fiscal years 1934 and 1933 and estimated receipts and expenditures for the fiscal years 1935 and 1934 compared with actual receipts and expenditures for 1933—Continued*

TABLE B.—GENERAL AND SPECIAL FUNDS—Continued

	Estimates of ap- propriations, 1935	Appropriations, 1934	Appropriations, 1933	RECEIPTS—EXPENDITURES		
				Estimated, 1935	Estimated, 1934	Actual, 1933
PUBLIC DEBT						
Outstanding at beginning of fiscal year.....				\$28,679,969,728.54	\$22,538,672,560.15	\$19,487,002,444.13
Increases:						
To meet sinking fund retirements.....				525,738,800.00	488,121,500.00	425,660,300.00
To meet other deficiencies in the general fund and provide a working balance.....				⁹ 15,452,708.00	6,141,347,168.39	3,087,614,616.02
Total.....				29,190,255,820.54	29,168,141,228.54	23,000,277,360.15
Reductions:						
Sinking fund retirements.....				525,738,800.00	488,121,500.00	425,660,300.00
From repayments by foreign governments.....						35,944,500.00
From other special receipts applicable to debt retirements.....				25,000.00	50,000.00	
Total.....				525,763,800.00	488,171,500.00	461,604,800.00
Outstanding at end of fiscal year.....				28,664,492,020.54	28,679,969,728.54	22,538,672,560.15
Net increase during fiscal year.....				¹⁰ 15,477,708.00	6,141,297,168.39	3,051,670,116.02

⁹ Excess of credits—deduct.

¹⁰ Decrease.

NOTE 1.—Additional expenditures on these accounts for the fiscal year 1934 are included under "Federal Emergency Administration of Public Works."

NOTE 2.—The classification of general expenditures for public-building construction and sites, Treasury Department, and for War Department (nonmilitary) prior to the fiscal year 1934 is not available, and such expenditures are therefore included in general expenditures under Treasury Department and National Defense—Army, respectively.

NOTE 3.—On and after May 27, 1933, repayments of loans made from Agricultural Marketing Fund—Federal Farm Board, and interest thereon, are reflected as credits in the expenditures of the Farm Credit Administration.

NOTE 4.—Emergency expenditures prior to the fiscal year 1934 (except Reconstruction Finance Corporation) are included in general expenditures, the classification of which emergency expenditures is not available for comparison with emergency expenditures for the fiscal year 1934. Therefore, neither the totals of general expenditures nor the totals of emergency expenditures for the fiscal year 1934 are comparable with the totals for prior fiscal years.

NOTE 5.—Total expenditures and excess of expenditures for the fiscal year 1933 include expenditures made by the Reconstruction Finance Corporation, whereas the expenditure statement for that year did not show Reconstruction Finance Corporation expenditures.

No. 1.—*Estimates of appropriations for the fiscal year 1935 compared with appropriations for the fiscal years 1934 and 1933 and estimated receipts and expenditures for the fiscal years 1935 and 1934 compared with actual receipts and expenditures for 1933—Continued*

[The classification of receipts and expenditures in this statement conforms to the analysis appearing in the issues of the daily Treasury Statement on the 15th of each month]

TABLE C.—TRUST AND CONTRIBUTED FUNDS

	Estimates of ap- propriations, 1935	Appropriations, 1934	Appropriations, 1933	RECEIPTS—EXPENDITURES		
				Estimated, 1935	Estimated, 1934	Actual, 1933
RECEIPTS						
Trust funds:						
District of Columbia.....				\$31,705,000.00	\$32,335,605.00	\$33,356,950.72
Government life insurance fund.....				68,040,000.00	68,490,000.00	71,144,899.11
Adjusted-service certificate fund.....				2,256,000.00	3,700,000.00	5,793,283.30
Civil service retirement fund.....				41,890,000.00	40,662,000.00	40,089,114.81
Foreign service retirement fund.....				245,000.00	245,000.00	262,272.48
Canal Zone retirement fund.....				600,500.00	593,200.00	560,930.88
Indian tribal funds.....				2,850,000.00	2,850,000.00	2,777,238.42
Other.....				2,673,579.00	2,702,258.00	4,674,749.08
Contributed funds.....				3,877,000.00	4,270,000.00	
Total.....				154,137,079.00	155,848,063.00	158,659,438.80
EXPENDITURES						
Trust funds:						
District of Columbia.....	\$30,121,013.94	\$27,373,334.00	\$38,123,481.80	30,121,000.00	31,075,500.00	34,604,340.55
Government life insurance fund.....	68,040,000.00	70,890,000.00	71,665,000.00	68,040,000.00	68,490,000.00	70,398,704.52
Adjusted-service certificate fund.....				2,009,000.00	3,700,000.00	9,419,647.22
Civil service retirement fund.....				41,650,000.00	40,150,000.00	40,067,140.34
Foreign service retirement fund.....				260,000.00	260,000.00	257,672.14
Canal Zone retirement fund.....				600,000.00	600,000.00	538,586.75
Indian tribal funds.....	3,765,000.00	4,915,600.00	7,100,000.00	3,700,000.00	4,237,700.00	4,475,601.54
Other.....	2,729,700.00	3,404,000.00	3,010,500.00	2,323,450.00	2,477,200.00	3,790,617.49
Contributed funds.....	3,834,040.00	4,285,285.00	3,741,040.00	3,831,700.00	3,291,841.00	
Unclassified items.....						117,116.98
Total.....	108,489,753.94	110,868,219.00	123,640,021.80	152,526,150.00	154,282,241.00	163,669,427.53
Excess of receipts over expenditures.....				1,610,929.00	1,565,822.00	
Excess of expenditures over receipts.....						5,009,988.73

BUDGET STATEMENT No. 2

Estimated receipts, exclusive of postal revenues, fiscal year 1935, compared with prior years

[On basis of warrants issued, except as indicated]

TABLE A.—GENERAL AND SPECIAL FUNDS

	RECEIPTS		
	Estimated, 1935	Estimated, 1934	Actual, 1933
Revenue receipts:			
Internal revenue receipts:			
Income tax.....	\$1,264,992,500	\$863,990,500	¹ \$746,194,568.61
Income tax (special funds).....	7,500	9,500	¹ 11,876.34
Miscellaneous internal revenue.....	1,439,785,000	1,242,585,000	¹ 857,858,123.19
Miscellaneous internal revenue (special funds).....	315,000	315,000	¹ 359,388.42
Processing tax.....	548,000,000	403,000,000	
National Industrial Recovery Act taxes.....	80,000,000	153,700,000	
Total, internal revenue receipts.....	3,333,100,000	2,663,600,000	¹ 1,604,423,956.56
Customs.....	465,991,800	398,991,000	¹ 250,747,991.57
Customs (special funds).....	8,200	9,000	¹ 2,259.70
Total, customs.....	466,000,000	399,000,000	¹ 250,750,251.27
Miscellaneous receipts:			
Miscellaneous taxes:			
Head tax, Immigration and Naturalization Service, Department of Labor.....	750,000	750,000	767,643.50
Tax on circulation of national banks, Treasury Department.....	4,500,000	4,500,000	3,415,840.63
Federal reserve and Federal intermediate credit banks franchise tax Treasury Department (special funds).....			¹ 2,011,417.89
Tax on deficiencies in gold reserves, Federal reserve banks, Treasury Department.....			10,207.53
Taxes, licenses, fines, etc., Canal Zone.....	67,500	67,500	71,207.83
Tonnage tax, Bureau of Navigation and Steamboat Inspection, Department of Commerce.....	1,425,000	1,425,000	1,385,062.98
Tonnage tax, Bureau of Navigation and Steamboat Inspection, Department of Commerce (special funds).....	30,000	30,000	29,314.08
Total, miscellaneous taxes.....	6,772,500	6,772,500	7,690,694.44
Interest, exchange, and dividends on capital stock:			
Interest on deferred collections or payments.....	83,655	168,860	423,870.29
Interest on bonds of foreign governments under funding agreements.....			¹ 65,826,857.22
Interest on bonds of foreign governments under funding agreements (special funds).....			¹ 1,363,350.00
Interest on public deposits.....	67,450	281,950	2,255,853.81
Dividends on capital stock of the Panama R.R. owned by the United States (special funds).....		2,000,000	2,800,000.00
Military and naval insurance, Veterans' Administration (premium on term insurance) (repayments to appropriations).....	300,000	400,000	² 598,640.73
Federal control of transportation systems (repayments to appropriations).....	14,766	17,790	² 21,674.64
Loans to railroads after termination of Federal control, Railroad Administration (repayments to appropriations).....	452,100	488,050	² 508,357.82
Interest on farmers' seed and feed loans, Department of Agriculture and Farm Credit Administration.....	20,000	250,000	169,653.73
Income on Library of Congress trust fund, investment account (special funds).....			35,674.74
Interest on obligations of Reconstruction Finance Corporation.....	65,000,000	65,000,000	24,369,109.63
Discount of Treasury obligations redeemed and purchased.....			1,085,152.06
Interest on moneys loaned from construction loan fund, U.S. Shipping Board, Department of Commerce.....	3,400,000	3,600,000	3,765,499.31
Interest on miscellaneous obligations and gain by exchange, various departments.....	126,538	126,038	105,657.59
Other interest, gains, etc. (special funds).....	3,600	3,600	7,154.44
Total, interest, exchange, and dividends on capital stock.....	69,468,109	72,276,288	103,336,406.01
Fines and penalties:			
United States courts, Department of Justice.....	500,000	300,000	312,884.78
Customs Service, Treasury Department.....	586,700	586,700	566,012.78
Immigration and Naturalization Service, Department of Labor.....	72,000	72,000	77,476.07
Enforcement of National Prohibition Act, Department of Justice.....		400,000	1,909,265.02
Bureau of Navigation and Steamboat Inspection, Department of Commerce.....	45,000	45,000	41,154.63
Navy fines and forfeitures (special funds).....	350,000	350,000	342,312.50
Recovery of value of oil in case of <i>United States v. Pan American Petroleum Co.</i> , Navy Department.....	5,000,000		
Other.....	42,820	42,820	32,153.96
Total, fines and penalties.....	6,596,520	1,796,520	3,281,259.74
Fees:			
Clerks, United States courts.....	1,600,000	1,600,000	1,569,136.25
Marshals, United States courts.....	250,000	250,000	202,214.10
Board of Tax Appeals.....	50,000	50,000	62,757.58
Alaska game laws, Department of Agriculture.....	15,000	15,000	11,510.06
Consular and passport, Department of State.....	3,862,575	3,862,575	4,189,670.15
Copyright, Library of Congress.....	260,000	250,000	249,898.30
Indian lands and timber, Department of the Interior.....	60,000	60,000	59,043.74
Fees and commissions, land offices, Department of the Interior.....	50,000	50,000	55,922.23
Fees and commissions, land offices (special funds).....	200,000	200,000	198,958.54

¹ Cash basis.² Receipts credited direct to appropriations during fiscal year 1933.

No. 2.—*Estimated receipts, exclusive of postal revenues, fiscal year 1935, compared with prior years—Continued*

TABLE A.—GENERAL AND SPECIAL FUNDS—Continued

	RECEIPTS		
	Estimated, 1935	Estimated, 1934	Actual, 1933
Revenue receipts—Continued.			
Miscellaneous receipts—Continued.			
Fees—Continued.			
Naturalization, Department of Labor.....	\$2, 800, 000	\$2, 300, 000	\$2, 349, 346. 00
Immigration (registration), Department of Labor.....	150, 000	150, 000	152, 000. 15
Patent, Department of Commerce (special funds).....	4, 600, 000	4, 600, 000	4, 062, 127. 42
Navigation, Bureau of Navigation and Steamboat Inspection.....	170, 000	170, 000	169, 199. 08
Agricultural Commodities Act, Department of Agriculture.....	142, 000	142, 000	133, 028. 37
United States Warehouse Act, Department of Agriculture.....	18, 000	18, 000	18, 811. 00
Registration Securities Act, 1933, Federal Trade Commission.....	100, 000	100, 000	-----
Other.....	194, 563	195, 163	172, 846. 00
Total, fees.....	14, 522, 138	14, 012, 738	13, 657, 468. 97
Forfeitures:			
Customs, unclaimed merchandise, etc., Bureau of Customs.....	104, 600	104, 600	163, 182. 52
Bonds of aliens, Departments of Labor and Justice.....	53, 000	53, 000	44, 543. 90
Bonds of aliens, Department of Labor (special funds).....	20, 000	20, 000	20, 500. 00
Bonds of contractors, etc., various departments.....	79, 040	64, 240	60, 952. 40
Bonds under prohibition and narcotic acts, Department of Justice.....	12, 000	87, 000	134, 325. 53
Under enforcement of National Prohibition Act, Department of Justice.....	-----	80, 000	186, 712. 08
Unclaimed moneys and wages remaining in registry of courts, Department of Justice.....	260, 000	260, 000	316, 323. 20
Other.....	130, 071	79, 862	118, 117. 25
Other (special funds).....	100	100	600. 00
Total, forfeitures.....	658, 811	748, 802	1, 045, 256. 88
Assessments:			
Federal Reserve banks for salaries and expenses, Federal Reserve Board (special funds).....	-----	-----	2, 017, 465. 39
Federal and joint-stock land banks and Federal intermediate credit banks, salaries and expenses, and expenses of examinations, Federal Farm Loan Board, Treasury Department, and Farm Credit Administration.....	\$ 355, 338	\$ 348, 453	311, 490. 32
Federal and joint-stock land banks and Federal intermediate credit banks, salaries and expenses, and expenses of examinations, Federal Farm Loan Board (special funds).....	-----	-----	\$ 4, 626. 69
Federal home-loan banks, salaries and expenses, Federal Home Loan Bank Board (special funds).....	317, 000	300, 000	2, 891. 83
Salaries and expenses, national bank examiners (special funds).....	-----	-----	2, 321, 857. 20
General railroad contingent fund, Interstate Commerce Commission (special funds).....	(¹)	(¹)	487, 510. 76
Federal Coordinator of Transportation, salaries, and expenses (special fund).....	-----	396, 000	-----
Naval hospital fund (special fund).....	400, 000	400, 000	414, 824. 56
Funds deposited for establishing wool standards, Department of Agriculture (special funds).....	27, 969	24, 000	28, 300. 00
Guaranty fund by farmers in connection with seed-grain loans, Treasury Department.....	-----	-----	105, 622. 73
Revenues, Colorado River Dam fund, Boulder Canyon project, Bureau of Reclamation (special fund).....	60, 000	60, 000	60, 585. 70
Deposits, public survey work, General Land Office (special fund).....	6, 000	6, 000	5, 654. 80
Immigration and Naturalization Service overtime, Department of Labor (special funds).....	70, 000	70, 000	78, 000. 00
Furlough and compensation deductions and vacancy savings (special deposit accounts), various departments.....	900	47, 917	\$ 138, 319. 46
German Government's moiety, expenses, Mixed Claims Commission, Department of State (special fund).....	-----	-----	5, 522. 23
Other (special fund).....	-----	-----	10. 99
Total, assessments.....	1, 237, 207	1, 652, 370	5, 973, 429. 28
Reimbursements:			
Collections under Grain Standards Act, Department of Agriculture.....	75, 000	65, 000	71, 594. 00
Collections under Cotton Standards Act, Department of Agriculture (special funds).....	25, 000	25, 000	36, 957. 74
Inspection of food and farm products, Department of Agriculture.....	255, 975	255, 975	289, 432. 26
Construction charges, Indian Service, Bureau of Indian Affairs.....	15, 000	15, 000	14, 889. 55
By State of Arizona for expenditures, nonproduction of cotton zones for 1930 crop losses, Department of Agriculture.....	-----	-----	145, 954. 05
Costs from estates of deceased Indians, Bureau of Indian Affairs.....	46, 000	46, 000	45, 555. 79
Appropriations made for Indian tribes, Bureau of Indian Affairs.....	135, 000	135, 000	134, 189. 83
Maintenance and operation charges, irrigation systems, Bureau of Indian Affairs (special funds).....	260, 000	260, 000	256, 542. 54
Irrigation charges, Wapato project, Bureau of Indian Affairs (special funds).....	17, 000	17, 000	16, 666. 14
Revenues, power system, Flathead Reservation, Bureau of Indian Affairs (special funds).....	55, 000	55, 000	53, 093. 47
Collections, reclamation fund, Bureau of Reclamation (special fund).....	3, 200, 000	2, 900, 000	2, 349, 240. 80
Auxiliary reclamation fund, Yuma project, Bureau of Reclamation (special fund).....	25, 000	25, 000	15, 112. 55
Maintenance of District of Columbia inmates in Federal penal and correctional institutions, Department of Justice.....	70, 000	80, 000	120, 806. 92
By District of Columbia for advances for acquisition of lands under sec. 4, act May 29, 1930, as amended, National Capital Park and Planning Commission.....	531, 212	1, 000, 000	1, 000, 000. 00

¹ Transferred to Farm Credit Administration under Executive Order No. 6084, dated March 27, 1933.² Law repealed June 16, 1933 (48 Stat. 220, sec. 206 (a)).³ In addition to this amount, \$52,811,505.30 was carried to the surplus fund of the Treasury as impounded salary savings and \$10,681,570.35 reserved for impounded salary savings, during the fiscal year 1933, under the provisions of the Economy Act of June 30, 1932 (47 Stat. 403, secs. 110 and 203, as amended by sec. 3 of title II, act Mar. 20, 1933). These figures are exclusive of \$54,361,403.61 on account of impounded salary savings and \$9,645,208.40, reserved for impounded salary savings, for the Postal Service.⁴ Debit item—deduct.

No. 2.—*Estimated receipts, exclusive of postal revenues, fiscal year 1935, compared with prior years*—Continued

TABLE A.—GENERAL AND SPECIAL FUNDS—Continued

	RECEIPTS		
	Estimated, 1935	Estimated, 1934	Actual, 1933
Revenue receipts—Continued.			
Miscellaneous receipts—Continued.			
Reimbursements—Continued.			
Expenses of redeeming national currency, Office of Treasurer of United States and Office of Comptroller of the Currency.....	\$515,000	\$469,887	\$471,942.44
Expenses of international service of ice observations and patrol, Coast Guard, Treasury Department.....	70,000	84,000	84,659.40
Hospitalization charges and expenses, Immigration and Naturalization Service and Public Health Service.....	48,000	48,000	48,381.58
Deductions from awards of Mixed Claims Commission, United States and Germany, for expenses incurred in respect thereto, Treasury Department.....	35,000	45,000	1,106.84
Government property lost or damaged, various departments.....	71,893	72,293	118,222.65
Government property lost or damaged, Post Office Department (special fund).....	500	500	476.28
By contractors for excess cost over contract price, various departments.....	84,855	86,355	563,135.86
Other.....	131,600	154,652	107,411.96
Total, reimbursements.....	5,667,035	5,839,662	5,945,372.65
Gifts and contributions:			
Contributions to Library of Congress, gift fund (special fund).....	(?)	(?)	50,235.63
Contributions to Library of Congress, trust fund, investment account (special fund).....	(?)	(?)	110,266.81
Forest Service cooperative fund, Department of Agriculture (special fund).....	(?)	(?)	2,344,402.42
Funds contributed for American National Red Cross Building, Department of the Interior (special fund).....			45,820.09
Contributions for topographic survey of the United States, Department of Commerce (special funds).....			17,500.00
Donations to National Park Service, Department of the Interior (special funds).....	(?)	(?)	299,902.13
Funds contributed for improvement of roads, bridges, and related works, Alaska, Department of the Interior (special funds).....			6,621.07
Funds contributed and advanced for river and harbor improvements, War Department (special funds).....	(?)	(?)	594,336.95
Contributions for flood control, War Department (special funds).....	(?)	(?)	471,500.37
Bequest of William F. Edgar, Museum and Library, Surgeon General's Office, War Department (special fund).....			18,309.00
Other.....	8,285	59,035	31,810.79
Total, gifts and contributions.....	8,285	59,035	3,990,705.26
Sales of Government property—products:			
Scrap and salvaged materials, condemned stores, waste paper, refuse, etc., various departments.....	1,210,260	1,210,860	1,336,867.82
Agricultural products, including livestock and livestock products, various departments.....	39,560	39,510	28,662.98
Dairy products, Bureau of Dairy Industry, Department of Agriculture.....	38,000	38,000	39,299.58
Card indexes, Library of Congress.....	225,000	210,000	206,832.72
Public documents, Government Printing Office.....	235,000	225,000	201,966.22
Charts and publications, Coast and Geodetic Survey and Bureau of Foreign and Domestic Commerce.....	68,750	73,750	81,164.81
Charts, Hydrographic Office, Navy Department.....	35,000	35,000	33,848.86
Maps, Geological Survey.....	35,000	33,000	30,724.83
Publications, maps, etc., various departments.....	14,660	14,660	22,370.62
Electric current, Interior and other departments.....	67,500	67,500	70,824.78
Electric current, power plant, Coolidge Dam, Department of the Interior (special funds).....	30,000	30,000	28,567.30
Electric current, Dam No. 2, Muscle Shoals, Ala., War Department.....		40,931	554,884.14
Fox skins and furs, Biological Survey, Department of Agriculture, and Bureau of Fisheries, Department of Commerce.....	140,500	140,500	9,383.02
Occupational therapy products, Veterans' Administration and Public Health Service.....	50,350	50,350	56,452.33
Heat, light, and power, various departments.....	102,600	102,600	129,185.65
Subsistence (meals, rations, etc.), various departments.....	42,050	43,850	47,999.73
Water, National Park Service, Department of the Interior, and other Departments.....	55,620	52,820	50,230.83
Ice, War and other Departments.....	61,200	61,200	68,409.65
Gas from helium plants, Bureau of Mines, Department of Commerce.....	17,000	10,000	13,833.86
Gas from helium plants, Bureau of Mines, Department of Commerce (special funds).....	8,000	3,000	35,223.05
Other.....	25,225	24,880	33,701.48
Total, sales of Government property—products.....	2,501,275	2,507,411	3,080,434.26
Sales of services:			
Fumigating and disinfecting, Bureau of Entomology and Plant Quarantine, Department of Agriculture.....	13,000	13,000	12,176.00
Laundry and dry-cleaning operations, War Department.....	1,060,000	1,060,000	1,094,264.30
Quarantine charges (fumigating, disinfecting, inspection, etc., of vessels), Public Health Service.....	215,000	215,000	211,944.04
Quarters, subsistence, and laundry service, various departments.....	50,750	50,750	52,711.81
Radio service, Navy and War Departments.....	41,000	43,500	48,473.26
Storage and other charges, various departments.....	184,500	184,500	183,960.53
Telephone and telegraph, various departments.....	217,180	216,490	240,962.40
Tolls and profits, Panama Canal, War Department.....	24,600,000	22,611,424	19,970,514.89
Profits from sale of ships stores, Navy Department (special fund).....	220,000	220,000	218,246.33
Alaska railroad fund, Interior Department (special fund).....	1,247,000	1,205,000	1,381,122.49
Overhead charges for sale of supplies or services, Navy and War Departments.....	80,000	77,000	82,372.58
Other.....	110,500	100,250	120,625.65
Total, sales of services.....	28,038,930	25,996,914	23,617,374.28

† Estimated receipts carried in table B of this statement.

No. 2.—*Estimated receipts, exclusive of postal revenues, fiscal year 1935, compared with prior years—Continued*

TABLE A.—GENERAL AND SPECIAL FUNDS—Continued

	RECEIPTS		
	Estimated, 1935	Estimated, 1934	Actual, 1933
Revenue receipts—Continued.			
Miscellaneous receipts—Continued.			
Rents and royalties:			
Rent of public buildings, grounds, etc., various departments.....	\$293,915	\$293,965	\$364,829.58
Rent of land, various departments.....	128,650	128,650	94,370.90
Receipts under mineral leasing acts, General Land Office, Interior Department.....	325,000	325,000	325,938.02
Receipts under mineral leasing acts, General Land Office, Interior Department (special funds).....	2,925,000	2,925,000	2,930,396.29
Royalties on oil, gas, etc., Interior Department.....	22,500	22,500	27,209.26
Royalties on oil, gas, etc., Interior Department (special funds).....	15,000	15,000	14,601.19
Royalties on naval petroleum reserves, California, Navy Department.....	675,000	675,000	733,085.08
Rent of equipment, War Department.....	45,300	45,300	76,367.70
Rent of docks, wharves, and piers, Navy and War Departments.....	22,600	22,600	21,784.35
Rent of telegraph and telephone facilities, various departments.....	13,275	12,775	11,747.31
Rent of water-power sites, War Department.....	50,000	50,000	53,070.27
Rent of Army tank cars, War Department.....			70,000.00
Other.....	16,250	16,250	14,480.32
Total, rents and royalties.....	4,532,490	4,532,040	4,737,880.27
Permits, privileges, and licenses:			
Business concessions, national parks, Interior Department.....	71,000	52,000	46,762.97
Business concessions, Veterans Administration and other Departments.....	123,310	125,310	128,985.22
Immigration permits, Department of Labor.....	300,000	300,000	349,289.71
Licenses under Federal Water Power Act, Federal Power Commission.....	222,500	215,075	208,537.15
Licenses under Federal Water Power Act, Federal Power Commission (special funds).....	369,500	361,625	356,213.62
Permits to enter national parks, including cave-guide fees, Interior Department.....	492,700	466,100	441,405.15
Pipe-line, water, and power transmission rights, Interior and other Departments.....	15,060	15,060	13,133.95
Alaska fund, Department of Justice (special fund).....	200,000	200,000	186,993.37
Other.....	2,850	3,150	2,555.40
Total, permits, privileges, and licenses.....	1,796,920	1,738,320	1,733,936.54
Mint receipts (profits on coinage, bullion deposits, etc.) Treasury Department.....	312,000	312,000	1,431,635.89
Forest-reserve fund, (sale of timber, grazing fees, etc.) Department of Agriculture.....	2,000,000	1,820,000	1,724,952.95
Forest-reserve fund (sale of timber, grazing fees, etc.) Department of Agriculture (special fund).....	1,004,000	1,004,000	970,286.04
Postal receipts, Panama Canal, War Department.....	237,904	237,904	236,572.53
United States revenues from District of Columbia sources.....			73,743.84
Total, miscellaneous revenue receipts.....	145,354,124	141,306,504	182,527,409.83
Total, revenue receipts.....	3,944,454,124	3,203,906,504	2,037,701,617.66
Nonrevenue receipts:			
Miscellaneous receipts:			
Realization upon assets:			
Army costs due the United States from Germany, War Department.....	13,699,440	3,202,310	54,674.31
Repayments of investments:			
Federal control of transportation systems (repayments to appropriations), Railroad Administration.....	33,600	67,200	² 1,000.00
Loans to railroads after termination of Federal control, etc. (repayments to appropriations), Railroad Administration.....	512,800	502,500	² 443,633.33
Loans to farmers (repayments to appropriations), Department of Agriculture and Farm Credit Administration.....	307,100	13,526,000	² 1,014,952.42
Liquidation of capital stock, Federal land banks, Treasury Department.....	10,187,500	8,356,250	61,665.00
Principal of bonds of foreign governments under funding agreements not required to be applied to retirement of the public debt, Treasury Department.....			¹ 13,755.60
Principal of bonds of foreign governments under funding agreements required to be applied to retirement of the public debt, Treasury Department (special funds).....			¹ 31,553,763.38
Principal of Government-owned securities, sale of war supplies, Navy and War Departments.....		2,625	14,657.68
Construction costs of public works in Colon and Panama, War Department.....	57,000	57,000	56,387.24
Agricultural credits and rehabilitation, emergency relief (repayments to appropriations), Department of Agriculture and Farm Credit Administration.....	200,000	3,773,900	² 1,635,639.41
Deposit by U.S. Shipping Board Merchant Fleet Corporation under sec. 306 (b), Economy Act June 30, 1932, Department of Commerce.....			1,938,240.00
Funds to be deposited as miscellaneous receipts, in excess of \$125,000,000 limitation on transfers to construction loan fund (44 Stat., pt. 2, 1451), Department of Commerce.....	3,500,000	391,290	
Farmers' seed-grain and feed loans (repayments to appropriations), Farm Credit Administration.....		100	² 24.77
Foreign repayments.....		20,000,000	
Other.....	10,250	10,250	10,680.54
Total, repayments of investments.....	14,808,250	46,687,115	36,744,399.37
Sale of public lands, Department of the Interior.....	33,000	33,000	33,655.77
Sale of public lands, Department of the Interior (special funds).....	70,000	70,000	68,904.78
Total, sale of public lands.....	103,000	103,000	102,560.55

¹ Cash basis.² Receipts credited direct to appropriations during fiscal year 1933.

No. 2.—*Estimated receipts, exclusive of postal revenues, fiscal year 1935, compared with prior years—Continued*

TABLE A.—GENERAL AND SPECIAL FUNDS—Continued

	RECEIPTS		
	Estimated, 1935	Estimated, 1934	Actual, 1933
Nonrevenue receipts—Continued.			
Miscellaneous receipts—Continued.			
Sales of Government property:			
Capital equipment (includes trucks, horses, cars, machinery, furniture and fixtures, etc.), various departments.....	\$168,415	\$180,860	\$146,211.16
Land and buildings, various departments.....	488,950	342,000	141,842.13
Land and buildings, Department of the Interior (special funds).....	3,000	3,000	3,365.63
Office material, etc, General Supply Committee.....	20,000	20,000	11,892.75
War supplies, War and Navy Departments.....	154,100	155,100	947,527.80
Coos Bay Wagon Road grant fund, Interior Department.....	7,500	7,500	5,815.28
Coos Bay Wagon Road grant fund, Interior Department (special funds).....	2,500	2,500	1,648.34
Lands, etc., on account of military post construction fund, War Department (special funds).....	582,700	976,300	287,070.82
Funds received from sale of ships, etc., and deposited for construction loans under sec. 11, Merchant Marine Act, 1920, U.S. Shipping Board, Department of Commerce (special funds).....		4,182,067	2,405,200.31
Oregon and California land-grant fund, Department of the Interior (special fund).....	150,000	150,000	107,490.20
Ordnance material, War Department (special funds).....	3,000	3,000	7,180.64
Other.....	11,500	8,500	7,279.30
Other (special fund).....	9,000	9,000	6,283.92
Total, sales of Government property.....	1,600,665	6,039,827	4,078,808.28
Total, nonrevenue receipts.....	30,211,355	56,032,252	40,980,442.51
Total, revenue receipts.....	3,944,454,124	3,203,906,504	2,037,701,617.66
Total, nonrevenue receipts.....	30,211,355	56,032,252	40,980,442.51
Adjustment between cash and warrant distribution.....	3,974,665,479	3,259,938,756	2,078,682,060.17 +1,014,681.59
Total, general and special fund receipts on basis of daily Treasury statement.....	3,974,665,479	3,259,938,756	¹ 2,079,696,741.76
SUMMARY			
Internal revenue.....	3,333,100,000	2,663,600,000	¹ 1,604,423,956.56
Customs.....	466,000,000	399,000,000	¹ 250,750,251.27
Total internal revenue and customs.....	3,799,100,000	3,062,600,000	¹ 1,855,174,207.83
Miscellaneous receipts.....	175,565,479	197,338,756	223,507,852.34
Adjustment between cash and warrant distribution.....			+1,014,681.59
Total miscellaneous receipts.....	175,565,479	197,338,756	¹ 224,522,533.93
Total receipts, general and special funds.....	² 3,974,665,479	² 3,259,938,756	¹ 2,079,696,741.76

¹ Cash basis.² The total amounts owing to the United States on account of obligations of foreign governments are about \$328,000,000 and about \$335,000,000 for the fiscal years 1934 and 1935, respectively. To the extent that receipts from foreign governments exceed amounts included in the estimates, there will result a corresponding increase in total receipts.

BUDGET STATEMENT No. 2—Continued

Estimated receipts, fiscal year 1935, compared with prior years

[On basis of warrants issued]

TABLE B.—TRUST AND CONTRIBUTED FUNDS

	RECEIPTS		
	Estimated, 1935	Estimated, 1934	Actual, 1933
TRUST FUND RECEIPTS			
Nonrevenue receipts:			
Miscellaneous receipts:			
Civilian Conservation Corps, withheld cash allowances, Executive Order No. 6129, dated May 11, 1933.....		\$7,500.00	\$7,554.20
Relief and rehabilitation and interest on investments, Longshoremen's and Harbor Workers' Compensation Act, Employees' Compensation Commission.....	\$15,000.00	15,000.00	8,988.14
Payment to States under Federal Water Power Act, Federal Power Commission.....	16,000.00	17,300.00	15,593.08
Government life-insurance fund, Veterans' Administration:			
Dividend deposits.....			26,336.23
Interest on investments.....	5,690,000.00	5,690,000.00	5,701,655.04
Interest on policy loans.....	1,750,000.00	1,700,000.00	1,573,131.81
Interest on adjusted-service certificate loans.....	100,000.00	100,000.00	100,353.94
Interest on premiums.....			
Premiums.....	60,500,000.00	61,000,000.00	63,574,029.48
Profits on investments.....			
Reserves.....			120,141.76
Total, Government life-insurance fund.....	68,040,000.00	68,490,000.00	71,095,648.26
Adjusted-service certificate fund, Veterans' Administration:			
Interest on investments.....	2,256,000.00	3,700,000.00	5,793,971.61
Civil-service retirement and disability fund, Veterans' Administration:			
Deductions from salaries.....	30,000,000.00	30,000,000.00	30,497,605.11
Interest on investments.....	11,890,000.00	10,662,000.00	9,752,298.53
Total.....	41,890,000.00	40,662,000.00	40,249,903.64
Canal Zone retirement and disability fund, Veterans' Administration:			
Deductions from salaries.....	500,000.00	500,000.00	475,945.57
Interest on investments.....	100,500.00	93,200.00	84,985.31
Total.....	600,500.00	593,200.00	560,930.88
Deposits of unclaimed moneys of individuals whose whereabouts are unknown, Veterans' Administration.....			221.95
Deposit of unclaimed moneys of former patients, Veterans' Administration hospitals.....	2,000.00	2,000.00	2,424.09
Deposits, funds due incompetent beneficiaries, Veterans' Administration.....	60,000.00	60,000.00	1,661,631.42
Deposits, general post fund, and Horatio Ward fund, national homes, Veterans' Administration.....	200,000.00	220,000.00	234,835.53
Indian money, Department of the Interior:			
Proceeds of labor.....	850,000.00	850,000.00	818,489.20
Proceeds of sales and leases of Indian lands, etc.....	2,000,000.00	2,000,000.00	1,966,865.37
Deposits of unclaimed individual Indian moneys.....			45.74
Outstanding liabilities, lands, Department of the Interior.....	6,000.00	6,000.00	6,166.95
Personal funds of patients, St. Elizabeths Hospital, Department of the Interior.....	90,000.00	90,000.00	153,578.43
Pension money, St. Elizabeths Hospital, Department of the Interior.....	45,000.00	45,000.00	99,176.61
Unclaimed moneys of discharged patients, St. Elizabeths Hospital.....	129.00	8.00	152.56
Deposits of commissary funds, Federal prisons, Department of Justice.....	250,000.00	250,000.00	258,954.46
Deposits of funds of Federal prisoners, Department of Justice.....	500,100.00	500,100.00	654,719.37
Deposits of unclaimed moneys of individuals whose whereabouts are unknown (Justice).....	5,000.00	5,000.00	7,957.05
Passage moneys collected from steamship companies for return of deported aliens (Labor).....	1,000.00	1,000.00	1,450.25
Deposits of unclaimed moneys of individuals whose whereabouts are unknown (Labor).....	5,000.00	5,000.00	7,103.49
Pay of the Navy, deposit fund.....	40,000.00	40,000.00	34,049.47
Pay of Marine Corps, deposit fund.....	160,000.00	160,000.00	161,282.09
Navy pension fund, principal.....	100.00	100.00	91.10
Deposits of unclaimed moneys of individuals whose whereabouts are unknown, Navy Department.....			3.50
Funds due estate of John Cameron, Jr., Navy Department.....			-4.20
Estates of decedents, Department of State.....	1,500.00	1,500.00	1,691.96
Foreign Service retirement and disability fund, Department of State:			
Deductions from salaries.....	160,000.00	160,000.00	177,519.49
Interest on investments.....	85,000.00	85,000.00	84,752.99
Total.....	245,000.00	245,000.00	262,272.48

No. 2.—*Estimated receipts, fiscal year 1935, compared with prior years*—Continued

TABLE B.—TRUST AND CONTRIBUTED FUNDS—Continued

	RECEIPTS		
	Estimated, 1935	Estimated, 1934	Actual, 1933
TRUST FUND RECEIPTS—Continued			
Nonrevenue receipts—Continued.			
Miscellaneous receipts—Continued.			
Funds due Santo Domingo Mining Co. (State).....			\$984. 63
Wages due American seamen (State).....	\$250. 00	\$250. 00	377. 66
Claim of estate of Anders Ditlevsen Aagaars, against the Government of Denmark (State).....			5, 346. 29
Deposits of unclaimed moneys of individuals whose whereabouts are unknown (State).....	250. 00	250. 00	472. 22
Deposits of unclaimed moneys of individuals whose whereabouts are unknown (Treasury).....	50. 00	50. 00	61. 11
Proceeds from effects and moneys of deceased patients, Public Health Service (Treasury).....	1, 200. 00	1, 200. 00	1, 748. 75
Proceeds from estates of deceased soldiers, War Department.....	50, 000. 00	50, 000. 00	54, 426. 75
Pay of the Army, deposit fund.....	880, 000. 00	880, 000. 00	903, 877. 81
Soldiers' Home permanent fund, War Department.....	345, 000. 00	345, 000. 00	346, 254. 99
Deposit of Stars and Stripes and other funds to Recreation Fund (War).....			807, 394. 90
Miscellaneous trust funds (War).....			115. 96
District of Columbia:			
General receipts:			
General fund.....	25, 670, 000. 00	26, 292, 305. 00	27, 749, 229. 92
Water fund.....	1, 986, 000. 00	1, 783, 800. 00	1, 956, 904. 00
Escheated estates relief fund.....		2, 000. 00	
Gasoline tax, road, and street fund.....	2, 350, 000. 00	2, 250, 000. 00	1, 999, 857. 14
Federal payment transferred from general fund.....	5, 700, 000. 00	5, 700, 000. 00	7, 775, 000. 00
Total, general receipts.....	35, 706, 000. 00	36, 028, 105. 00	39, 480, 991. 06
Special receipts:			
Permit fund.....	25, 000. 00	40, 000. 00	14, 616. 09
Policemen and firemen's relief fund.....	200, 000. 00	200, 000. 00	854, 356. 48
Teachers' retirement fund, deductions from salaries.....	286, 000. 00	286, 000. 00	289, 720. 57
Interest on investments, teachers' retirement fund, deductions.....	154, 000. 00	150, 000. 00	146, 293. 29
Interest on investments, teachers' retirement fund, Government reserves.....	59, 000. 00	56, 000. 00	58, 567. 20
Miscellaneous trust fund deposits.....	650, 000. 00	775, 000. 00	1, 066, 653. 91
Washington redemption fund.....	325, 000. 00	500, 000. 00	274, 583. 01
Industrial Home School fund.....		500. 00	5. 40
Total, special receipts.....	1, 699, 000. 00	2, 007, 500. 00	2, 704, 795. 95
Adjustment between cash and warrant distribution.....	37, 405, 000. 00	38, 035, 605. 00	42, 185, 787. 01
Gross total, District of Columbia.....	37, 405, 000. 00	38, 035, 605. 00	41, 131, 950. 72
Deduct Federal payment transferred from general fund.....	5, 700, 000. 00	5, 700, 000. 00	7, 775, 000. 00
Net total, District of Columbia.....	31, 705, 000. 00	32, 335, 605. 00	33, 356, 950. 72
Total, trust fund receipts.....	150, 260, 079. 00	151, 578, 063. 00	159, 543, 760. 47
Adjustment between cash and warrant distribution.....			—884, 321. 67
Net total, trust fund receipts.....	150, 260, 079. 00	151, 578, 063. 00	158, 659, 438. 80
CONTRIBUTED FUND RECEIPTS			
Contributions to Library of Congress trust fund, investment account.....	37, 000. 00	35, 000. 00	(¹)
Income on Library of Congress trust fund, investment account.....			(¹)
Contributions to Library of Congress gift fund.....	25, 000. 00	35, 000. 00	(¹)
Funds contributed for American National Red Cross Building.....			(¹)
Forest Service cooperative fund, Department of Agriculture.....	2, 000, 000. 00	1, 700, 000. 00	(¹)
Contributions for topographic survey of the United States, Department of Commerce.....			(¹)
Donations to National Park Service, Department of the Interior.....	300, 000. 00	300, 000. 00	(¹)
Funds contributed for improvement of roads, bridges, and related works, Alaska, Department of the Interior.....			(¹)
Bequest of William F. Edgar, Museum and Library, Surgeon General's Office, Army.....			(¹)
Contribution of funds for flood control, War Department.....	515, 000. 00	550, 000. 00	(¹)
Funds contributed and advanced for river and harbor improvements, War Department.....	1, 000, 000. 00	1, 650, 000. 00	(¹)
Total, contributed fund receipts.....	3, 877, 000. 00	4, 270, 000. 00	
Total, trust and contributed fund receipts.....	154, 137, 079. 00	155, 848, 063. 00	158, 659, 438. 80

¹ Actual receipts carried in table A of this statement

BUDGET STATEMENT No. 3

Estimates of appropriations and expenditures, by organization units, for the fiscal year 1935, compared with prior years

[Annual appropriations, general fund, except as otherwise indicated. Items in italics represent emergency expenditures according to the classification of such expenditures in Budget Statement No. 1, table B]

TABLE A.—GENERAL AND SPECIAL FUNDS

	Estimates of appropriations, 1935	Appropriations, 1934	Appropriations, 1933	EXPENDITURES		
				Estimated, 1935	Estimated, 1934	Actual, 1933
LEGISLATIVE ESTABLISHMENT						
Senate:						
Salaries of Senators.....	\$864,000.00	\$864,000.00	\$960,000.00	\$864,000.00	\$864,000.00	\$900,225.00
Mileage of Senators.....	51,000.00	38,250.00	51,000.00	51,000.00	38,200.00	73,586.45
Salaries, officers and employees, including clerical assistance to Senators.....	1,540,875.60	1,570,051.00	1,689,544.00	1,540,800.00	1,547,700.00	1,441,863.22
Contingent expenses.....	419,092.00	498,690.00	561,086.00	419,000.00	388,600.00	578,319.61
Gratuities.....			36,000.00	50,000.00	50,000.00	46,000.00
Capitol Police (Senate share).....	49,803.00	50,640.00	47,715.00	49,800.00	43,900.00	42,349.53
Joint Committee on Printing (Senate share).....	5,309.00	5,392.50	6,210.00	5,300.00	5,300.00	5,225.48
Office of Legislative Counsel (Senate share).....	37,500.00	35,000.00	37,500.00	37,500.00	35,000.00	20,703.76
						3,108,273.05
Adjustment between cash expenditures and checks issued.....						-417.68
Total, Senate.....	2,967,579.60	3,062,023.50	3,389,055.00	3,017,400.00	2,972,700.00	3,107,855.37
House of Representatives:						
Salaries of Members and Delegates.....	3,964,500.00	3,963,750.00	4,405,000.00	3,964,500.00	3,719,700.00	3,834,950.07
Mileage of Members and Delegates.....	175,000.00	131,250.00	175,000.00	175,000.00	130,000.00	248,800.84
Salaries of officers and employees, including clerk hire, Members and Delegates.....	2,948,676.00	3,005,309.00	3,253,948.00	2,948,600.00	2,805,300.00	2,907,642.83
Contingent expenses.....	417,650.00	326,150.00	460,710.00	417,600.00	362,700.00	425,084.69
Gratuities.....			71,500.00		51,000.00	112,500.00
Capitol Police (House share).....	49,803.00	50,640.00	47,715.00	49,800.00	47,500.00	44,069.63
Joint Committee on Printing (House share).....	5,309.00	5,392.50	6,210.00	5,300.00	5,000.00	5,392.40
Office of Legislative Counsel (House share).....	37,500.00	35,000.00	37,500.00	37,500.00	27,000.00	27,095.32
Judgments and claims.....			21.60			21.60
						7,605,557.38
Adjustment between cash expenditures and checks issued.....						-7,563.19
Total, House of Representatives.....	7,598,438.00	7,517,491.50	8,457,604.60	7,598,300.00	7,148,200.00	7,597,994.19
Miscellaneous:						
Statement of appropriations.....	4,000.00	3,330.00	4,000.00	4,000.00	3,300.00	4,000.00
Joint inaugural ceremonies.....			35,000.00			34,835.08
Private acts.....						17,003.37
Memorial to Abraham Lincoln.....						4,601.49
Memorial to John Ericsson.....						137.93
Funds contributed for memorial to John Ericsson.....						1,358.67
Total, legislative miscellaneous.....	4,000.00	3,330.00	39,000.00	4,000.00	3,300.00	61,936.54
Architect of the Capitol:						
Salaries.....	43,650.00	44,500.00	48,580.00	43,600.00	41,200.00	42,092.77
Capitol Building and Grounds.....	346,014.00	330,000.00	345,000.00	346,000.00	312,300.00	300,280.45
Capitol garages.....	9,375.00	7,540.00	7,540.00	9,300.00	7,100.00	6,717.83
House Office Building, maintenance.....	288,168.00	277,950.00	250,000.00	288,100.00	254,200.00	202,819.94
Site and construction, House Office Building.....			406,000.00		204,300.00	1,423,120.89
Capitol power plant.....	340,642.00	312,835.00	480,000.00	340,600.00	301,500.00	319,372.86
Enlarging and improving Capitol Grounds.....				1,254,100.00	74,800.00	965,094.47
Senate Office Building, maintenance.....	217,680.00	218,960.00	268,500.00	217,600.00	200,500.00	169,758.44
Senate Office Building, completion.....					298,600.00	1,644,518.26
Subway transportation, Capitol and Senate Office Buildings.....	1,950.00	1,950.00	2,000.00	1,900.00	1,900.00	1,596.50
Botanic Garden (site and buildings).....					55,700.00	296,975.92
Library Building and grounds.....	122,115.00	71,580.00	71,460.00	122,100.00	68,100.00	79,779.19
Library Annex site and building.....		325,000.00	150,000.00		538,100.00	772,331.76
Library Annex site and building, emergency expenditures (N.I.R.).....		(1)		2,300,000.00	497,700.00	
Refrigerating apparatus, Capitol, Senate, and House Office Buildings.....						2,235.10
Fire protection, Senate wing and House Office Building.....						77,872.18
House Office Building, reconstruction and remodeling.....					100.00	56,097.25
New House Office Building, furnishings and equipment.....					50,600.00	174,120.57
Judgments and claims.....			21.00			21.00
						6,535,405.38
Adjustment between cash expenditures and checks issued.....						+661,280.38
Total, general.....	1,369,594.00	1,590,315.00	2,029,101.00	2,623,300.00	2,409,000.00	7,196,685.76
Total, emergency.....				2,300,000.00	497,700.00	
Total, Architect of the Capitol.....	1,369,594.00	1,590,315.00	2,029,101.00	4,923,300.00	2,906,700.00	7,196,685.76

¹ \$2,800,000 allotted by Public Works Administration from appropriation for National Industrial Recovery, 1933-35

No. 3.—*Estimates of appropriations and expenditures, by organization units, for the fiscal year 1935, compared with prior years—Continued*

TABLE A.—GENERAL AND SPECIAL FUNDS—Continued

	Estimates of appropriations, 1935	Appropriations, 1934	Appropriations, 1933	EXPENDITURES		
				Estimated, 1935	Estimated, 1934	Actual, 1933
LEGISLATIVE ESTABLISHMENT—Continued						
Botanic Garden:						
Salaries.....	\$85,500.00	\$85,000.00	\$100,000.00	\$85,500.00	\$79,300.00	\$81,451.20
Maintenance.....	75,000.00	28,725.00	40,000.00	75,000.00	28,700.00	38,347.55
Adjustment between cash expenditures and checks issued.....						119,798.75 +1,323.64
Total, Botanic Garden.....	160,500.00	113,725.00	140,000.00	160,500.00	108,000.00	121,122.39
Library of Congress:						
Salaries.....	1,329,159.00	1,305,590.00	1,394,925.00	1,329,100.00	1,305,500.00	1,239,009.24
Increase of Library.....	182,500.00	152,500.00	127,500.00	182,500.00	152,500.00	124,704.32
Printing and binding.....	365,000.00	365,000.00	360,000.00	365,000.00	365,000.00	366,838.03
Care and maintenance.....	158,590.00	162,645.00	175,722.00	158,500.00	162,000.00	153,696.86
Contingent and miscellaneous expenses.....	14,000.00	14,000.00	14,000.00	14,000.00	14,000.00	12,272.20
Index to Federal Statutes.....						12,963.78
Books for the adult blind.....	99,620.00	90,000.00	90,000.00	99,600.00	90,000.00	130,478.79
Expenses, Library of Congress Trust Fund Board.....	500.00	500.00		500.00	500.00	
Total, annual appropriations.....	2,149,369.00	2,090,235.00	2,162,147.00	2,149,200.00	2,089,500.00	2,039,963.22
Permanent appropriation:						
Interest on bequest of Gertrude M. Hubbard.....	800.00	800.00	800.00	800.00	800.00	1,878.59
Adjustment between cash expenditures and checks issued.....						2,041,841.81 +111,453.05
Total, general fund.....	2,150,169.00	2,091,035.00	2,162,947.00	2,150,000.00	2,090,300.00	2,153,294.86
Permanent appropriations (special funds):						
Library of Congress gift fund.....	(?)	(?)	(?)	(?)	(?)	69,940.53
Library of Congress trust fund, income from investment account.....	(?)	(?)	(?)	(?)	(?)	55,770.00
Library of Congress trust fund, investment account.....						109,712.98
Special deposit account.....						-56,563.10
Total, special funds.....						178,860.41
Total, Library of Congress.....	2,150,169.00	2,091,035.00	2,162,947.00	2,150,000.00	2,090,300.00	2,332,155.27
Government Printing Office:						
Public printing and binding.....	2,500,000.00	1,750,000.00	2,250,000.00	2,500,000.00	2,275,000.00	302,998.09
Salaries and expenses, office of Superintendent of Documents.....	681,612.00	712,800.00	760,800.00	681,000.00	712,000.00	738,659.64
Judgments and claims.....			69.82			69.82
Adjustment between cash expenditures and checks issued.....						1,041,727.55 +120,182.75
Total, general fund.....	3,181,612.00	2,462,800.00	3,010,869.82	3,181,000.00	2,987,000.00	1,161,910.30
Special deposit accounts (special fund).....						² -102,286.56
Total, Government Printing Office.....	3,181,612.00	2,462,800.00	3,010,869.82	3,181,000.00	2,987,000.00	1,059,623.74
SUMMARY						
General.....	17,431,892.60	16,840,720.00	19,228,577.42	18,734,500.00	17,718,500.00	21,477,373.26
Emergency.....				2,300,000.00	497,700.00	
Total, Legislative Establishment.....	¹ 17,431,892.60	¹ 16,840,720.00	¹ 19,228,577.42	21,034,500.00	18,216,200.00	¹ 21,477,373.26
Annual appropriations.....	17,431,092.60	16,839,920.00	19,227,777.42			
Permanent appropriations.....	800.00	800.00	800.00			
Grand total, Legislative Establishment.....	¹ 17,431,892.60	¹ 16,840,720.00	¹ 19,228,577.42			

¹ Included as contributed funds in table B of this statement.² Includes contributed funds.³ Exclusive of \$62,000 contributed funds carried in table B of this statement.⁴ Exclusive of \$70,000 contributed funds carried in table B of this statement.⁵ Exclusive of \$109,000 contributed funds carried in table B of this statement.

No. 3.—*Estimates of appropriations and expenditures, by organization units, for the fiscal year 1935, compared with prior years—Continued*

[Annual appropriations, general fund, except as otherwise indicated. Items in italics represent emergency expenditures according to the classification of such expenditures in Budget Statement No. 1, table B]

TABLE A.—GENERAL AND SPECIAL FUNDS

	Estimates of appropria- tions, 1935	Appropriations, 1934	Appropriations, 1933	EXPENDITURES		
				Estimated, 1935	Estimated, 1934	Actual, 1933
EXECUTIVE OFFICE AND INDEPENDENT ESTABLISHMENTS						
Executive Office:						
Salary of the President.....	\$75,000	\$75,000	\$75,000.00	\$75,000	\$75,000	\$75,000.00
Salary of the Vice President.....	13,500	12,750	15,000.00	13,500	12,700	12,750.00
Salaries, Executive Office.....	113,188	106,000	120,000.00	113,200	106,000	105,917.86
Contingent expenses, Executive Office.....	38,452	33,733	35,000.00	38,500	33,700	35,109.62
Printing and binding.....	2,700	2,000	2,000.00	2,700	2,000	1,929.10
Traveling expenses of the President.....	25,000	20,000	20,000.00	25,000	20,000	22,241.46
Maintenance, Executive Mansion and grounds.....	111,579	120,000	125,000.00	111,500	120,000	114,352.94
Oil portrait of former President Calvin Coolidge.....						2,500.00
						369,800.98
Adjustment between cash expenditures and checks issued.....						—688.16
Total, Executive Office.....	379,419	369,483	392,000.00	379,400	369,400	369,112.82
American Battle Monuments Commission:						
Expenses.....		129,000	275,000.00		502,500	350,047.00
Permanent appropriation:						
Arbiter, War Claims (special fund).....						1,455.84
Arlington Memorial Bridge Commission: ¹						
Expenses.....						354,442.67
Board of Mediation:						
Salaries and expenses.....	125,564	120,000	152,135.00	163,400	160,000	159,929.16
Board of Tax Appeals:						
Salaries and expenses.....	502,116	490,000	560,000.00	499,500	482,000	535,025.65
Bureau of Efficiency:						
Salaries and expenses.....			159,500.00		60	134,264.18
Central Statistical Board:						
Emergency expenditures (N.I.R.).....		(²)		4,000	16,000	
NOTE.—Created by Executive Order No. 6225, dated July 27, 1933, under authority of the National Industrial Recovery Act of June 16, 1933. Financed by allocation of \$20,000 from the appropriation made for the purposes of the National Industrial Recovery Act by the Fourth Deficiency Act, fiscal year 1933, approved June 16, 1933.						
Chicago World's Fair Centennial Celebration Commission:						
Expenses.....			1,000,000.00		489,100	458,654.60
Civil Service Commission:						
Salaries and expenses.....	1,476,000	1,050,000	1,457,486.00	1,248,000	1,272,000	1,315,417.61
Commission of Fine Arts: ³						
Salaries and expenses.....						7,209.70
Commodity Credit Corporation:						
Emergency expenditures (R.F.C.).....		(⁴)			3,000,000	
NOTE.—A corporation created by Executive Order No. 6340, dated October 16, 1933, under authority of the National Industrial Recovery Act approved June 16, 1933. Financed (1) from subscriptions to capital stock of the corporation, \$3,000,000, out of the appropriation of \$100,000,000 authorized by sec. 220 of the National Industrial Recovery Act and made by the Fourth Deficiency Act, fiscal year 1933, approved June 16, 1933, and (2) by advances by the Reconstruction Finance Corporation for loans on commodities.						

¹ Transferred to Department of the Interior under Executive Order No. 6166, June 10, 1933.

² \$20,000 allotted by Federal Emergency Administration of Public Works from appropriation for National Industrial Recovery, 1933-35.

³ Expenditures administered by Department of the Interior, under Executive Order No. 6166, of June 10, 1933.

⁴ \$3,000,000 allotted by Federal Emergency Administration of Public Works from appropriation for National Industrial Recovery, 1933-35.

No. 3.—*Estimates of appropriations and expenditures, by organization units, for the fiscal year 1935, compared with prior years—Continued*

TABLE A.—GENERAL AND SPECIAL FUNDS—Continued

	Estimates of appropria- tions, 1935	Appropriations, 1934	Appropriations, 1933	EXPENDITURES		
				Estimated, 1935	Estimated, 1934	Actual, 1933
EXECUTIVE OFFICE AND INDEPENDENT ESTABLISHMENTS—Continued						
Electric Home and Farm Authority, Inc.						
NOTE.—A corporation under the laws of the State of Delaware, created under Executive Order No. 6514, Dec. 19, 1933. The sum of \$1,000,000 is set aside by said Executive order for the purpose of subscribing to the capital stock in said corporation out of the appropriation of \$3,300,000,000 made by the Fourth Deficiency Act, fiscal year 1933, approved June 16, 1933, for the purposes of the National Industrial Recovery Act.						
Emergency conservation work:						
Emergency expenditures (N.I.R.).....		(⁹)		\$65,190,000	\$248,604,000	
Emergency expenditures, other.....					93,101,600	\$8,773,569.75
Emergency conservation fund:						
NOTE.—Authorized by the act approved Mar. 30, 1933 (Public No. 5, 73d Cong.). Financed (1) from \$101,875,200 made available from unobligated moneys under authority contained in section 4 of the act of Mar. 31, 1933, and (2) \$322,587,315 allocated from the appropriation made by the Fourth Deficiency Act, fiscal year 1933, approved June 16, 1933, of which latter sum \$182,893,632 has been actually transferred.						
Total, general.....						8,773,569.75
Total, emergency.....				65,190,000	341,705,600	
Total, emergency conservation work.....				65,190,000	341,705,600	8,773,569.75
Employees' Compensation Commission:						
Salaries and expenses.....	\$365,510	\$349,000	\$430,000.00	350,000	348,700	375,165.93
Employees' compensation fund.....	3,987,900	3,820,000	4,450,000.00	4,100,000	3,920,000	3,956,286.35
						4,331,452.28
Adjustment between cash expenditures and checks issued.....						+11,936.50
Total, Employees' Compensation Commission.....	4,353,410	4,169,000	4,880,000.00	4,450,000	4,268,700	4,343,388.78
Executive Council:						
Emergency expenditures (N.I.R.).....		(⁶)			20,000	
NOTE.—Created by Executive Order No. 6202-A, dated July 11, 1933, under authority of the Act for the relief of unemployment through the performance of useful public work, approved Mar. 31, 1933, and the National Industrial Recovery Act, approved June 16, 1933. Financed by allocation of \$20,000 from the appropriation made for the purposes of the National Industrial Recovery Act by Fourth Deficiency Act, fiscal year 1933, approved June 16, 1933.						
Farm Credit Administration:						
Salaries and expenses, Farm Credit Administration.....	2,389,666	900,000	950,000.00	2,600,000	2,300,000	179,531.15
Administrative expenses, production credit corporations and associations.....		2,000,000		1,199,200	800,800	
Agricultural marketing revolving fund, Farm Credit Administration.....				13,000,000	13,600,000	-3,254,996.45
Agricultural marketing revolving fund, Farm Credit Administration (Agricultural Adjustment Act), emergency expenditures (N.I.R.).....					60,000,000	
Farm Credit Administration revolving fund (emergency account, Farm Credit Act).....		40,000,000			40,000,000	
Administrative expenses, loans to Agricultural Credit Corporations.....				150,000	50,000	
Farm Credit Administration revolving fund (general).....					26,830,000	
Distribution of Government-owned wheat and cotton, Farm Credit Administration.....					4,946,783	864,903.46
Salaries and expenses, Federal Farm Loan Board.....						32.30
Administrative expenses, Federal Farm Board.....						20.48

Allotted by Federal Emergency Administrator of Public Works from appropriation for National Industrial Recovery 1933-35:

⁹ \$322,587,315; ⁶ \$20,000.

No. 3.—*Estimates of appropriations and expenditures, by organization units, for the fiscal year 1935, compared with prior years—Continued*

TABLE A.—GENERAL AND SPECIAL FUNDS—Continued

	Estimates of appropri- ations, 1935	Appropriations, 1934	Appropriations, 1933	EXPENDITURES		
				Estimated, 1935	Estimated, 1934	Actual, 1933
EXECUTIVE OFFICE AND INDEPENDENT ESTABLISHMENTS—Continued						
Farm Credit Administration—Continued						
Feed and seed grain loans (repayments to various appropriations)					—\$18,339,176	\$279.43
Loans to farmers in storm, flood, and drought-stricken areas						204.00
NOTE.—For subscriptions to paid-in surplus of Federal land banks and for payments to Federal land banks for reductions in interest rates, see Treasury Department, pp. 479, 480. For pay- ments under Farm Mortgage Relief Act of 1933, from funds allo- cated by Reconstruction Finance Corporation, see p. 195.						
Total, general fund						—2,210,025.63
Adjustment between cash expenditures and checks issued						—2,506,654.74
Special deposit accounts (special funds)						—4,716,680.37
						—1,112,941.82
Total, general	\$2,389,666	\$42,900.000	\$950,000.00	\$16,949,200.	30,188,407	—5,829,622.19
Total, emergency					100,000,000	
Total, Farm Credit Administration	2,389,666	42,900,000	950,000.00	16,949,200	130,188,407	—5,829,622.19
Federal Alcohol Control Administration:						
NOTE.—Created by Executive Order No. 6474, dated Dec. 4, 1933, under authority of the National Industrial Recovery Act of June 16, 1933. Financed by allocation of \$500,000 from the appropriation made for the purposes of the National Industrial Recovery Act by the Fourth Deficiency Act, fiscal year 1933, approved June 16, 1933.						
Federal Board for Vocational Education:⁸						
Salaries and expenses, Federal Board for Vocational Education						75,436.64
Promotion of vocational education in Hawaii						27,000.00
Promotion of vocational education in Puerto Rico						43,876.48
Cooperative vocational education in agriculture and home eco- nomics						1,467,425.16
Cooperative vocational rehabilitation of persons disabled in in- dustry						993,219.90
Salaries and expenses, vocational rehabilitation of persons dis- abled in industry						60,642.51
Cooperative vocational rehabilitation, District of Columbia						13,000.36
Judgments and claims						.50
Total, annual appropriations						2,680,601.55
Permanent appropriations:						
Salaries and expenses, board proper						180,866.36
Cooperative education in agriculture						2,641,325.20
Cooperative education in trade and industry						2,621,502.47
Cooperative education, teacher training						923,374.79
Adjustment between cash expenditures and checks issued						9,047,670.37
						—153,871.79
Total, Federal Board for Vocational Education ⁸						8,893,798.58
Federal Civil Works Administration:						
Emergency expenditures (N.I.R.)		(⁹)			400,000,000	
NOTE.—Created by Executive Order No. 6420-B, dated Nov. 9, 1933, under authority of title II of the National Industrial Recovery Act, approved June 16, 1933. Financed by allocation of \$400,000,000 from the appropriation for National Industrial Recovery made by the Fourth Deficiency Act, fiscal year 1933, approved June 16, 1933.						

⁸ Transferred to Department of the Interior under Executive Order No. 6166, June 10, 1933.

⁹ \$400,000,000 allotted by Federal Emergency Administration of Public Works from appropriation for National Industrial Recovery, 1933-35.

No. 3.—*Estimates of appropriations and expenditures, by organization units, for the fiscal year 1935, compared with prior years—Continued*

TABLE A.—GENERAL AND SPECIAL FUNDS—Continued

	Estimates of ap- propriations, 1935	Appropriations, 1934	Appropriations, 1933	EXPENDITURES		
				Estimated, 1935	Estimated, 1934	Actual, 1933
EXECUTIVE OFFICE AND INDEPENDENT ESTABLISHMENTS—Continued						
Federal Coordinator of Transportation:						
Emergency expenditures (N.I.R.).....		(9)			\$396,000	
Special fund:						
Salaries and expenses, office of Federal Coordinator of Transportation:						
(To enable the Federal Coordinator of Transportation to carry out the objects of the act entitled "An act to relieve the existing national emergency in relation to interstate railroad transportation, and to amend sections 5, 15a, and 19a of the Interstate Commerce Act as amended", cited as the "Emergency Railroad Transportation Act, 1933" (48 Stat., pp. 211-221), there shall be assessed against the carriers subject to the Interstate Commerce Act one and one half dollars per mile of road operated, as reported to the Interstate Commerce Commission, December 31, 1932, and the receipts from such assessments are hereby appropriated for the payment of such expenses) (act June 16, 1933, 48 Stat., pp. 211-221, secs. 2, 14).						
Federal Deposit Insurance Corporation:						
NOTE.—A corporation created by sec. 8 of the Banking Act of 1933, approved June 16, 1933. Financed from subscriptions by the Secretary of the Treasury to capital stock of the corporation. \$150,000,000 appropriated by the Fourth Deficiency Act of 1933 approved June 16, 1933. (See Treasury Department, p. 480).						
Federal Emergency Administration of Public Works:						
Emergency expenditures (N.I.R.).....		\$3,300,000,000		(10)		
Administrative expenses and reserve, emergency expenditures (N.I.R.).....		(11)		\$30,000,000	9,812,000	
Public bodies, emergency expenditures (N.I.R.).....				182,152,000	203,174,000	
Loans to railroads, emergency expenditures (N.I.R.).....				93,208,000	33,600,000	
From funds not yet specifically allotted (N.I.R.).....				141,900,000	250,400,000	
Total, Federal Emergency Administration of Public Works, emergency expenditures (N.I.R.).....		3,300,000,000		447,260,000	546,986,000	
Federal Emergency Relief Administration:						
NOTE.—Created by the Federal Emergency Act of 1933, approved May 12, 1933. Financed from \$500,000,000 made available from funds of the Reconstruction Finance Corpo- ration by sec. 2 (a) of said act.						
Federal Farm Board:						
Agricultural marketing, revolving fund (net).....						\$703,348.44
Red Cross distribution of wheat and cotton.....			\$44,100,000.00			(12)
Repayment of loans on account of Government-owned wheat and cotton.....						25,639,053.21
Repayment of loans on account of Government-owned cotton.....						8,601,575.00
Total, Federal Farm Board.....			44,100,000.00			34,943,976.65

⁹ \$396,000 allotted by Federal Emergency Administration for Public Works from appropriation for National Industrial Recovery, 1933-35.

¹⁰ Estimated expenditures for Federal projects are included in the estimated emergency expenditures of the various agencies to which the funds were allotted.

¹¹ Allotted by Federal Emergency Administration of Public Works from appropriation for National Industrial Recovery, 1933-35 (administrative expenses and reserve), \$39,812,205.

¹² \$289,584.67 expended under Farm Credit Administration

No. 3.—*Estimates of appropriations and expenditures, by organization units, for the fiscal year 1935, compared with prior years—Continued*

TABLE A.—GENERAL AND SPECIAL FUNDS—Continued

	Estimates of ap- propriations, 1935	Appropriations, 1934	Appropriations, 1933	EXPENDITURES		
				Estimated, 1935	Estimated, 1934	Actual, 1933
EXECUTIVE OFFICE AND INDEPENDENT ESTABLISHMENTS—Continued						
Federal Home Loan Bank Board:						
Salaries and expenses.....			\$250,000.00			\$215,637.37
Encouragement of savings and home financing.....		\$150,000			\$150,000	
Total, annual appropriations.....		150,000	250,000.00		150,000	215,637.37
Permanent appropriations:						
Administrative expenses (special fund).....	\$317,420	286,000		\$317,000	300,000	
Home Owners' Loan Corporation.						
NOTE.—A corporation created by sec. 4 (a) of the Home Owners' Loan Act of 1933, approved June 13, 1933. The program for carrying out the purposes of the corporation is financed from subscriptions by the Secretary of the Treasury to capital stock of the corporation from funds in the sum of not to exceed \$200,000,000, made available to him by the Reconstruction Finance Corporation. (See Treasury Department, p. 480.)						
Total, Federal Home Loan Bank Board.....	317,420	436,000	250,000.00	317,000	450,000	215,637.37
Federal Savings and Loan Associations.						
NOTE.—Associations authorized by sec. 5 (a) of the Home Owners' Loan Act of 1933, approved June 13, 1933. Financed from subscriptions by the Secretary of the Treasury to preferred shares of the Federal Savings and Loan Associations, in the sum of not to exceed \$100,000,000, of which \$50,000,000 was appropriated by the Fourth Deficiency Act of 1933, approved June 16, 1933. (See Treasury Department, p. 480.)						
Federal Oil Conservation Board:						
Expenses.....		7,803	10,000.00		2,700	15,634.70
Federal Power Commission:						
Salaries and expenses.....	277,303	210,000	254,000.00	285,000	215,000	228,396.26
National Power Survey, emergency expenditures (N.I.R.).....		(13)		224,000	176,000	
Total, annual appropriations.....	277,303	210,000	254,000.00	509,000	391,000	228,396.26
Permanent appropriation:						
Payments to States under Federal Water Power Act (special fund).....	73,275	66,150	57,250.00	73,000	75,000	75,727.76
Total, Federal Power Commission.....	350,578	276,150	311,250.00	582,000	466,000	304,124.02
Federal Radio Commission:						
Salaries and expenses.....	666,885	640,000	872,000.00	690,000	645,000	730,008.21
Judgments and claims.....						31,924.27
Adjustment between cash expenditures and checks issued.....						761,932.48
Total, general fund (net).....	666,885	640,000	872,000.00	690,000	645,000	692,836.34
Special deposit accounts (special fund).....						—29,457.61
Total, Federal Radio Commission.....	666,885	640,000	872,000.00	690,000	645,000	663,378.73
Federal Reserve Board:						
Permanent appropriation:						
Salaries and expenses (special fund).....		1,627,293	1,692,800.00			2,022,847.10
Federal Surplus Relief Corporation.						
NOTE.—A corporation created under authority of sec. 3 (b) of the Federal Emergency Relief Act of 1933, approved May 12, 1933. Financed by allotments from the \$500,000,000 made available to the Federal Emergency Relief Administration from funds of the Reconstruction Finance Corporation by section 2 (a) of the Federal Emergency Relief Act.						
Federal Trade Commission:						
Salaries and expenses.....	1,242,730	1,185,000	1,466,500.00	1,242,700	1,185,000	1,299,828.90
Judgments and claims.....			24.60			24.60
Total, Federal Trade Commission.....	1,242,730	1,185,000	1,466,524.60	1,242,700	1,185,000	1,299,853.50

¹³ \$400,000 allotted by Federal Emergency Administration of Public Works from appropriation for National Industrial Recovery, 1933-35.

No. 3.—*Estimates of appropriations and expenditures, by organization units, for the fiscal year 1935, compared with prior years—Continued*

TABLE A.—GENERAL AND SPECIAL FUNDS—Continued

	Estimated of ap- propriations, 1935	Appropriations, 1934	Appropriations, 1933	EXPENDITURES		
				Estimated, 1935	Estimated, 1934	Actual, 1933
EXECUTIVE OFFICE AND INDEPENDENT ESTABLISHMENTS—Continued						
General Accounting Office:						
Salaries and expenses.....	\$3,461,920	\$3,280,000	\$4,262,620.00	\$3,400,000	\$3,280,000	\$3,963,970.00
Salaries and expenses, emergency expenditures (N.I.R.).....		(14)		314,000	175,000	
Total, General Accounting Office.....	3,461,920	3,280,000	4,262,620.00	3,714,000	3,455,000	3,963,970.00
George Rogers Clark Sesquicentennial Commission: 15						
Expenses.....						582,358.12
George Washington Bicentennial Commission:						
Expenses.....			200,000.00		100,000	280,166.07
Interstate Commerce Commission:						
Salaries and expenses	5,305,970	5,065,000	6,973,741.75	5,272,800	5,066,000	6,393,723.45
Printing and binding.....	125,000	125,000	175,000.00	125,000	144,000	151,112.01
Adjustment between cash expenditures and checks issued.....						6,544,835.46 +87,727.73
Total, annual appropriations.....	5,430,970	5,190,000	7,148,741.75	5,397,800	5,210,000	6,632,563.19
Permanent appropriation:						
Investment of general railroad contingent fund (special fund) 16.....						507,783.03
Total, Interstate Commerce Commission.....	5,430,970	5,190,000	7,148,741.75	5,397,800	5,210,000	7,140,346.22
Mount Rushmore National Memorial Commission 17						
						51,051.00
National Advisory Committee for Aeronautics:						
Salaries and expenses.....	726,492	695,000	920,000.00	722,400	702,000	920,113.94
Construction, emergency expenditures (N.I.R.).....					247,900	
Total, National Advisory Committee for Aeronautics.....	726,492	695,000	920,000.00	722,400	949,900	920,113.94
National Banking Emergency						
			2,000,000.00		787,000	304,398.53
National Capital Park and Planning Commission:						
Expenses.....					275,700	525,584.94
National Emergency Council:						
Emergency expenditures (N.I.R.).....					10,000	
NOTE.—Created by Executive Order No. 6433-A, dated Nov. 17, 1933, under authority of the National Industrial Recovery Act of June 16, 1933; the Agricultural Adjustment Act of May 12, 1933; and the Federal Emergency Relief Act of May 12, 1933. Financed by allocation of \$10,000 from the appropriation made for the purposes of the National Industrial Recovery Act by the Fourth Deficiency Act, fiscal year 1933, approved June 16, 1933.						
National Recovery Administration:						
Emergency expenditures (N.I.R.).....					4,250,000	1,146.93
Nitrate plants, plans for disposition:						
Expenses.....						—1,974.59
Protecting interests of United States in oil leases and oil lands:						
Expenses.....			5,000.00			9,740.39

14 \$506,000 allotted by Federal Emergency Administration of Public Works from appropriation for National Industrial Recovery, 1933-35.

15 Transferred to Department of the Interior under Executive Order No. 6166, June 10, 1933.

16 Law repealed June 16, 1933 (48 Stat. 220, sec. 29^a), effective July 1, 1933. (See Trust and Contributed funds, table B of this statement.)

17 Transferred to Department of the Interior by Executive Order No. 6166, June 10, 1933.

No. 3.—*Estimates of appropriations and expenditures, by organization units, for the fiscal year 1935, compared with prior years—Continued*

TABLE A.—GENERAL AND SPECIAL FUNDS—Continued

	Estimates of ap- propriations, 1935	Appropriations, 1934	Appropriations, 1933	EXPENDITURES		
				Estimated, 1935	Estimated, 1934	Actual, 1933
EXECUTIVE OFFICE AND INDEPENDENT ESTABLISHMENTS—Continued						
Public Buildings and Public Parks of the National Capital: ¹⁸						
Salaries.....						\$2,231,575.20
General expenses.....						1,493,766.02
Public warehouse, site and buildings.....						536,072.14
Development of the Mall.....						62,536.93
American National Red Cross Building.....						11,638.76
Mount Vernon Highway police.....						10,289.47
Construction of heating plant, West Potomac Park.....						217.79
Printing and binding.....						3,269.32
American National Red Cross Building (special fund).....						46,282.71
Special deposit account (special fund).....						—8,212.87
Damage claims.....						294.39
Judgments and claims.....						5,931.32
Private relief acts.....						553.50
Adjustment between cash expenditures and checks issued.....						4,394,214.68 +34,861.30
Total, Public Buildings and Public Parks of the National Capital						4,429,075.98
Public Buildings Commission: ¹⁸						
Salaries and expenses.....						50,807.73
Public Works Emergency Housing Corporation.						
NOTE.—A corporation created under Executive authority contained in title II of the National Industrial Recovery Act of June 16, 1933. Organized under the laws of the State of Delaware. Powers defined in Executive Order 6470, Nov. 29, 1933. Financed from funds allocated from the appropriation made for the purposes of said act by the Fourth Deficiency Act, fiscal year 1933, approved June 16, 1933.						
Puerto Rican Hurricane Relief Commission:						
Expenses.....				\$37,000	\$120,000	403,348.29
Railroad Administration:						
Railroads:						
Federal control of transportation systems.....				—1,008,200	—2,104,800	—591,110.15
Loans to railroads.....				19,000	283,000	121,796.51
Special deposit accounts.....				38,300	—166,200	51,128.71
Private relief acts.....			\$6,400.00			6,530.87
Guaranty to carriers after termination of Federal control.....					21,500	223,066.62
Adjustment between cash expenditures and checks issued.....						—188,587.44 —543,227.17
Total, Railroad Administration.....			6,400.00	—950,900	—1,966,500	—731,814.61
Reconstruction Finance Corporation:						
Administrative expenses, emergency expenditures (R.F.C.).....				5,313,400	7,658,800	} 1,277,038,167.73
Other expenditures (for further itemizations see Budget State- ment No. 6, p. A82)				¹ ² —485,750,000	² 3,662,081,500	
Total, Reconstruction Finance Corporation, emergency ex- penditures.....				¹ ² —480,436,600	² 3,969,740,500	1,277,038,167.73
Smithsonian Institution:						
Government activities in charge of Smithsonian Institution.....	\$864,024	\$820,000	1,074,829.00	855,000	840,000	1,016,270.89
Special deposit accounts (special fund).....						—21,173.09
Total, annual appropriations.....	864,024	820,000	1,074,829.00	855,000	840,000	995,097.80
Permanent appropriations:						
Interest from trust fund.....	60,000	60,000	60,000.00	60,000	60,000	60,000.00
Adjustment between cash expenditures and checks issued.....						,055,097.80 +4,833.22
Total, Smithsonian Institution.....	924,024	880,000	1,134,829.00	915,000	900,000	1,059,931.02

¹ Excess repayments.² Based upon extension of the obligating authority of the Corporation to June 30, 1934.¹⁸ Transferred to Department of the Interior under Executive Order No. 6166, June 10, 1933.

No. 3.—*Estimates of appropriations and expenditures, by organization units, for the fiscal year 1935, compared with prior years—Continued*

TABLE A.—GENERAL AND SPECIAL FUNDS—Continued

	Estimates of ap- propriations, 1935	Appropriations, 1934	Appropriations, 1933	EXPENDITURES		
				Estimated, 1935	Estimated, 1934	Actual, 1933
EXECUTIVE OFFICE AND INDEPENDENT ESTABLISHMENTS—Continued						
Supreme Court Building Commission:						
Supreme Court Building.....		\$3, 490, 000	\$1, 000, 000. 00	\$1, 818, 000	\$3, 575, 000	\$3, 545, 067. 39
Tariff Commission:						
Salaries and expenses.....	840, 898	800, 000	1, 020, 000. 00	831, 000	803, 000	916, 866. 17
Tennessee Valley Authority:						
Emergency expenditures (N.I.R.).....				31, 000, 000	19, 000, 000	
NOTE.—A corporation created by the Tennessee Valley Au- thority Act, approved May 18, 1933. Financed from the ap- propriation of \$50,000,000 made available by the Fourth Defi- ciency Act, fiscal year 1933, approved June 16, 1933, pursuant to the authority of section 12 of the act of May 18, 1933.						
U. S. Geographic Board:						
Salaries and expenses.....	9, 440	9, 000	11, 378. 00	9, 100	11, 000	15, 332. 16
U.S. Grain Corporation:						
Expenses.....			351, 915. 40			1, 917. 39
U.S. Shipping Board: ¹⁹						
Salaries and expenses.....						296, 431. 64
Printing and binding.....						8, 137. 56
Construction loan appropriated fund.....						21, 468, 798. 98
Chicago World's Fair centennial celebration (transfer to U.S. Shipping Board, act Feb. 8, 1932).						
Emergency shipping fund.....						460. 00
U.S. Shipping Board.....						1, 218, 031. 19
Operation of ships taken back from purchasers.....						
Judgments and claims.....						71, 680. 64
Private acts.....						
Total, general fund.....						23, 063, 540. 01
Adjustment between cash expenditures and checks issued.....						+8, 743. 58
Total, general fund, net.....						23, 072, 283. 59
Construction loan fund (special fund).....						—1, 320, 607. 49
Merchant Fleet Corporation (special fund).....						6, 564, 710. 33
Special deposit accounts (special fund).....						11, 980. 33
Total, special funds.....						5, 256, 083. 17
Adjustment between cash expenditures and checks issued.....						+190, 463. 57
Total, special funds, net.....						5, 446, 546. 74
Total, U.S. Shipping Board.....						28, 518, 830. 33
United States Yorktown Sesquicentennial Commission:						
Expenses.....						256. 68
Veterans' Administration:						
Administration, medical, hospital, and domiciliary services.....	76, 649, 907	85, 773, 000	115, 000, 000. 00	76, 750, 000	78, 500, 000	89, 982, 801. 42
Administration, medical, hospital, and domiciliary services, emer- gency expenditures (N.I.R.).....		(²⁰)		675, 000	1, 190, 000	
Printing and binding.....	130, 000	150, 000	150, 000. 00	128, 000	140, 000	124, 755. 48
Army and Navy pensions.....	291, 994, 184	319, 230, 000	582, 100, 000. 00	292, 000, 000	295, 000, 000	550, 615, 112. 18
Military and naval insurance.....	112, 300, 000	123, 000, 000	117, 000, 000. 00	112, 300, 000	114, 700, 000	123, 409, 187. 46
Hospital and domiciliary facilities and services.....		1, 000, 000	12, 877, 000. 00		1, 500, 000	14, 302, 746. 43
Vocational rehabilitation.....						—7, 756. 27
Adjusted-service certificate appropriated fund.....	50, 000, 000	50, 000, 000	100, 000, 000. 00	50, 000, 000	50, 000, 000	100, 000, 000. 00
Adjusted service and dependent pay.....	1, 286, 000	2, 835, 000		2, 000, 000	2, 100, 000	2, 251, 870. 35
Civil-service retirement and disability appropriated fund.....	20, 850, 000	20, 850, 000	20, 850, 000. 00	20, 850, 000	20, 850, 000	20, 850, 000. 00
State and Territorial homes for disabled soldiers and sailors.....			722, 000. 00			757, 965. 18
Transportation of veterans temporarily quartered in the District of Columbia.....			100, 000. 00			71, 854. 01
Damage claims.....			284. 25			284. 25
Judgments and claims.....			5. 62			378, 468. 26

¹⁹ Functions of U.S. Shipping Board transferred to Department of Commerce under Executive Order No. 6166, of June 10, 1933.²⁰ \$1,865,000 allotted by Federal Emergency Administration of Public Works from appropriation for National Industrial Recovery, 1933-35.

No. 3.—*Estimates of appropriations and expenditures, by organization units, for the fiscal year 1935, compared with prior years—Continued*

TABLE A.—GENERAL AND SPECIAL FUNDS—Continued

	Estimates of appropriations, 1935	Appropriations, 1934	Appropriations, 1933	EXPENDITURES		
				Estimated, 1935	Estimated, 1934	Actual, 1933
EXECUTIVE OFFICE AND INDEPENDENT ESTABLISHMENTS—Continued						
Veterans' Administration—Continued.						
Private relief acts.....			\$1,128.65			\$1,438.65
Special deposit accounts.....						—58,019.57
Total, general.....	\$553,210,091	\$602,838,000	948,800,418.52	\$554,028,000	\$562,790,000	902,680,707.83
Total, emergency.....				675,000	1,190,000	
Adjustment between cash expenditures and checks issued.....						—18,675,821.53
Total, Veterans' Administration.....	553,210,091	602,838,000	948,800,418.52	554,703,000	563,980,000	884,004,886.30
War Finance Corporation:						
Expenses.....				—38,000	—35,000	—8,680.85
Other independent bureaus and commissions:						
Expenses.....						—59.14
SUMMARY						
General.....	576,407,623	670,581,729	1,025,389,998.27	592,466,600	616,857,067	995,314,812.61
Emergency.....		²¹ \$,800,000,000		64,230,400	5,386,912,800	1,277,038,167.73
Total, Executive Office and independent establishments..	576,407,623	3,970,581,729	1,025,389,998.27	656,697,000	6,003,769,867	2,272,352,980.34
Annual appropriations.....	575,956,928	3,968,542,286	1,023,579,948.27			
Permanent appropriations.....	450,695	2,039,443	1,810,050.00			
Total, Executive Office and independent establishments..	576,407,623	3,970,581,729	1,025,389,998.27			

²¹ \$1,217,568,464 allotted by Federal Emergency Administration of Public Works from appropriation for National Industrial Recovery 1933-35.

No. 3.—*Estimates of appropriations and expenditures, by organization units, for the fiscal year 1935, compared with prior years—Continued*

(Annual appropriations, general fund, except as otherwise indicated. Items in italics represent emergency expenditures according to the classification of each expenditure in Budget Statement No. 1, Table B)

TABLE A.—GENERAL AND SPECIAL FUNDS—Continued

	Estimates of appropria- tions, 1935	Appropriations, 1934	Appropriations, 1933	EXPENDITURES .		
				Estimated, 1935	Estimated, 1934	Actual, 1933
DEPARTMENT OF AGRICULTURE						
Office of the Secretary:						
Salaries, office of the Secretary	\$548,560	\$731,347	\$821,547.00	\$548,500	\$497,400	\$698,926.63
Compensation, mechanical shops and power plant		120,960	125,000.00		25,300	39,883.52
Miscellaneous expenses, Department of Agriculture	115,048	267,254	190,000.00	115,000	162,800	151,750.33
Rent of buildings, Department of Agriculture	63,000	45,000	70,000.00	63,000	60,000	79,776.07
Building repairs and improvements, Washington, D.C., emergency expenditures		(1)			2,700	
Total, Office of the Secretary	726,608	1,164,561	1,206,547.00	726,500	748,200	970,336.55
Office of Information:						
Salaries and expenses	323,641	376,287	410,800.00	323,600	306,500	362,798.18
Printing and binding, Department of Agriculture	610,466	850,000	925,000.00	610,400	810,500	764,136.07
Total, Office of Information	934,107	1,226,287	1,335,800.00	934,000	1,117,000	1,126,934.25
Library, Department of Agriculture:						
Salaries and expenses	87,812	100,223	106,100.00	87,800	83,400	102,887.13
Office of Experiment Stations:						
Payments to States and Hawaii for agricultural experiment sta- tions (act of Mar. 2, 1887)	540,000	720,000	720,000.00	540,000	720,000	720,000.00
Payments to States and Hawaii for agricultural experiment sta- tions (act of Mar. 16, 1906)	540,000	720,000	720,000.00	540,000	720,000	720,000.00
Payments to States and Hawaii for agricultural experiment sta- tions (act of Feb. 24, 1925)	2,160,000	2,880,000	2,880,000.00	2,160,000	2,880,000	2,879,915.17
Payments to States and Hawaii for agricultural experiment sta- tions (act of May 16, 1928)	21,000	26,000	24,000.00	21,000	26,000	24,000.00
Alaska experiment stations (act of Feb. 23, 1929)	11,250	15,000	15,000.00	11,200	15,000	15,000.00
Puerto Rico experiment stations (act of Mar. 4, 1931)	18,750	20,000	15,000.00	18,700	20,000	
In all, payments to States, Hawaii, Alaska, and Puerto Rico, for agricultural experiment stations	3,291,000	4,381,000	4,374,000.00	3,290,900	4,381,000	4,358,915.17
Salaries and expenses, Office of Experiment Stations:						
Administrative expenses	137,125	148,831	160,734.00	137,100	130,100	137,281.50
Insular experiment stations	64,977	78,130	133,560.00	64,900	71,600	86,716.83
Physical improvements, emergency expenditures (N.I.R.)		(2)			4,900	
In all, salaries and expenses	202,102	226,961	294,294.00	202,000	206,600	223,998.33
Total, Office of Experiment Stations	3,493,102	4,607,961	4,668,294.00	3,492,900	4,587,600	4,582,913.50
Extension Service:						
Payments to States, Hawaii, and Alaska for agricultural exten- sion work (act of May 8, 1914)	1,185,000	1,580,000	1,580,000.00	1,185,000	1,580,000	1,580,000.00
Payments to States, Hawaii, and Alaska for agricultural exten- sion work (act of May 22, 1928)	1,110,000	1,480,000	1,480,000.00	1,110,000	1,480,000	1,480,000.00
Payment to Alaska for agricultural extension work	9,000	12,000	12,000.00	9,000	12,000	12,000.00
Additional cooperative agricultural extension work (act of July 3, 1930)	750,000	1,000,000	1,000,000.00	750,000	1,000,000	879,229.94
In all, payments to States, Hawaii, and Alaska for agricul- tural extension work	3,054,000	4,072,000	4,072,000.00	3,054,000	4,072,000	3,951,229.94
Salaries and expenses, Extension Service:						
General administrative expenses	12,426	13,846	15,000.00	12,400	11,800	13,355.65
Farmers' cooperative demonstration work	684,648	1,420,189	1,483,320.00	684,600	1,070,100	1,355,568.20
Agricultural exhibits at fairs	66,510	85,000	120,000.00	66,500	63,700	104,277.13
Cooperative farm forestry	51,354	64,787	69,850.00	51,300	48,600	60,624.98
In all, salaries and expenses	814,938	1,583,822	1,688,170.00	814,800	1,194,200	1,533,825.96
Total, annual appropriations	3,868,938	5,655,822	5,760,170.00	3,868,800	5,266,200	5,485,055.90
Permanent specific appropriation:						
Cooperative agricultural extension work	3,507,072	4,666,096	4,656,096.00	3,507,000	4,606,000	4,656,096.00
Total, Extension Service	7,376,010	10,321,918	10,416,266.00	7,375,800	9,872,200	10,141,151.90
Total, Office of the Secretary of Agriculture	12,617,639	17,420,950	17,733,007.00	12,617,000	16,408,400	16,924,223.33

¹ \$340,800 allotted by Federal Emergency Administration of Public Works from appropriation for National Industrial Recovery, 1933-35.

² \$4,900 allotted by Federal Emergency Administration of Public Works from appropriation for National Industrial Recovery, 1933-35.

No. 3.—*Estimates of appropriations and expenditures, by organization units, for the fiscal year 1935, compared with prior years—Continued*

TABLE A.—GENERAL AND SPECIAL FUNDS—Continued

	Estimates of ap- propriations, 1935	Appropriations, 1934	Appropriations, 1933	EXPENDITURES		
				Estimated, 1935	Estimated, 1934	Actual, 1933
DEPARTMENT OF AGRICULTURE—Continued						
Weather Bureau:						
Salaries and expenses:						
General administrative expenses.....	\$112,857	\$125,975	\$136,180.00	\$112,800	\$101,800	\$112,675.02
General weather service and research.....	1,806,519	2,279,750	2,503,218.00	1,806,500	1,740,100	2,135,772.27
Horticultural protection.....	31,857	44,905	59,200.00	31,800	30,500	36,060.18
Aerology.....	1,081,059	1,280,605	1,465,440.00	1,081,000	1,033,500	1,411,109.90
Physical improvements, emergency expenditures (N.I.R.).....		(3)		1,500	18,500	
Replacing river gages, emergency expenditures (N.I.R.).....		(4)		100,000	50,000	
Total, general.....	3,032,292	3,731,235	4,164,038.00	3,032,100	2,905,900	3,695,617.37
Total, emergency.....				101,500	68,500	
Total, Weather Bureau.....	3,032,292	3,731,235	4,164,038.00	3,133,600	2,974,400	3,695,617.37
Bureau of Animal Industry:						
Salaries and expenses:						
General administrative expenses.....	162,185	170,915	184,025.00	162,100	153,800	160,403.27
Inspection and quarantine.....	622,090	689,660	740,030.00	622,000	620,700	676,109.44
Eradicating tuberculosis:						
Operating expenses.....	1,042,179	1,145,360	1,221,777.00	1,042,100	996,500	1,143,945.47
Indemnities.....	3,000,000	4,800,000	4,840,000.00	3,000,000	3,300,000	3,489,051.08
Eradicating southern cattle ticks.....	399,306	671,089	724,400.00	399,300	536,900	687,268.97
Animal husbandry investigations.....	592,675	637,150	674,600.00	592,600	573,400	675,739.55
Diseases of animals.....	334,324	375,000	422,950.00	334,300	335,000	377,420.20
Eradicating hog cholera.....	340,515	420,000	466,380.00	340,500	357,400	425,627.28
Eradicating dourine.....	7,871	25,000	29,900.00	7,800	7,500	10,771.68
Enforcement of packers and stockyards acts.....	307,493	350,200	374,700.00	307,400	294,200	336,633.80
Animal industry, physical improvements, emergency expendi- tures (N.I.R.).....		(5)		490,700	1,068,500	
In all, salaries and expenses.....	6,808,638	9,284,374	9,678,762.00	7,298,800	8,243,900	7,982,970.74
Meat inspection.....	1,828,823	2,074,590	2,604,860.00	1,828,800	2,017,100	2,019,959.81
Eradication of foot-and-mouth and other contagious diseases of animals.....					29,900	59,849.78
Total, general.....	8,637,461	11,358,964	12,283,622.00	8,636,900	9,222,400	10,062,780.33
Total, emergency.....				490,700	1,068,500	
Total, annual appropriations.....	8,637,461	11,358,964	12,283,622.00	9,127,600	10,290,900	10,062,780.33
Permanent specific appropriation:						
Meat inspection.....	3,000,000	2,550,000	3,000,000.00	3,000,000	2,550,000	3,000,000.00
Total, Bureau of Animal Industry.....	11,637,461	13,908,964	15,283,622.00	12,127,600	12,840,900	13,062,780.33
Bureau of Dairy Industry:						
Salaries and expenses:						
General administrative expenses.....	56,514	64,265	69,380.00	56,500	53,500	61,174.35
Dairy investigations.....	498,383	590,865	648,068.00	498,300	486,500	565,409.92
Total, general.....	554,897	655,130	717,448.00	554,800	540,000	626,584.27
Physical improvements, emergency expenditures (N.I.R.).....		(6)		69,000	104,600	
Total, Bureau of Dairy Industry.....	554,897	655,130	717,448.00	623,800	644,600	626,584.27
Bureau of Plant Industry:						
Salaries and expenses:						
General administrative expenses.....	171,569	193,639	209,966.00	171,500	167,500	186,889.69
Arlington Farm.....	44,469	51,545	60,500.00	44,400	41,800	34,366.52
Barberry eradication.....	(8)	180,722	196,400.00			180,428.21
Blister-rust control.....	(7)	375,233	400,000.00			389,792.86
Botany.....	33,816	39,113	42,060.00	33,800	32,000	37,942.69
Cereal crops and diseases.....	411,803	488,200	554,485.00	411,800	411,000	508,880.58
Citrus-canker eradication.....	(9)	25,000	30,000.00			26,790.74
Cotton production and diseases.....	173,092	200,000	218,440.00	173,000	165,200	204,351.40
Drug and related plants.....	34,101	39,840	37,720.00	34,100	32,400	37,327.33

Allotted by Federal Emergency Administration of Public Works from appropriation for National Industrial Recovery, 1933-35:

³ \$20,000; ⁴ \$150,000; ⁵ \$1,559,240; ⁶ \$173,670.⁷ Consolidated with Bureau of Entomology and Plant Quarantine.⁸ \$3,000 allotment from Agriculture Adjustment Administration.

No. 3.—*Estimates of appropriations and expenditures, by organization units, for the fiscal year 1935, compared with prior years—Continued*

TABLE A.—GENERAL AND SPECIAL FUNDS—Continued

	Estimates of ap- propriations, 1935	Appropriations, 1934	Appropriations, 1933	EXPENDITURES		
				Estimated, 1935	Estimated, 1934	Actual, 1933
DEPARTMENT OF AGRICULTURE—Continued						
Bureau of Plant Industry—Continued						
Salaries and expenses—Continued						
Dry-land agriculture.....		\$220,000	\$242,260.00		\$187,200	\$236,969.51
Forage crops and diseases.....	\$174,596	201,014	262,005.00	\$174,500	167,400	243,154.61
Foreign-plant introduction.....	143,297	163,574	175,000.00	143,200	136,800	167,775.10
Forest pathology.....	166,534	206,955	220,436.00	166,500	183,400	207,625.82
Fruit and vegetable crops and diseases.....	990,936	1,144,100	1,200,000.00	990,900	966,900	1,186,901.47
Experimental greenhouse maintenance.....	71,239	87,190	97,820.00	71,200	67,400	87,489.15
Genetics and biophysics.....	28,753	33,617	36,220.00	28,700	27,300	33,397.17
Mycology and disease survey.....	39,342	46,133	50,000.00	39,300	37,300	47,681.88
National Arboretum.....	4,146	4,758	5,000.00	4,100	4,300	933.25
Nematology.....	40,327	46,640	50,000.00	40,300	38,800	39,751.10
Phony-peach eradication.....	(¹)	41,860	50,000.00			47,865.20
Plant-nutrition investigations.....	14,660	16,900	18,050.00	14,600	14,000	18,601.84
Rubber, fiber, and other tropical plants.....	60,035	69,474	75,000.00	60,000	57,100	74,740.72
Seed investigations.....	61,509	70,648	75,500.00	61,500	60,400	69,398.80
Sugar-plant investigations.....	231,028	340,000	385,462.00	231,000	285,200	343,511.18
Tobacco investigations.....	69,245	80,000	90,600.00	69,200	65,900	84,958.47
Western irrigation agriculture.....	28,633	130,000	147,950.00	28,600	106,900	139,342.60
Physical improvements emergency expenditures (N.I.R.).....		(⁹)			601,500	
Erosion-control nurseries, emergency expenditures (N.I.R.).....		(¹⁰)			630,000	
Total, general.....	2,993,130	4,496,155	4,930,874.00	2,992,200	3,256,200	4,636,867.89
Total emergency.....					1,231,500	
Total, Bureau of Plant Industry.....	2,993,130	4,496,155	4,930,874.00	2,992,200	4,487,700	4,636,867.89
Forest Service:						
Salaries and expenses:						
General administrative expenses.....	258,092	327,819	352,580.00	258,000	254,200	315,497.88
Protection and administration of national forests.....	5,618,353	6,568,880	7,131,244.00	5,618,300	5,831,500	6,846,191.93
Fighting forest fires.....	100,000	100,000	1,100,000.00	100,000	512,200	1,014,232.15
Aerial fire control.....		24,900	25,000.00		12,400	19,759.01
Classification of lands.....	30,910	47,250	52,770.00	30,900	30,700	40,927.53
Sanitation and fire prevention.....		65,000	67,000.00		19,500	57,934.74
Planting on national forests.....		214,070	154,200.00		147,100	155,736.92
Reconnaissance, national forests.....		68,410	77,860.00		33,000	81,739.44
Improvement of the national forests.....		987,084	1,019,640.00		141,700	984,953.76
Improvement of national forests, emergency construction.....			5,000,000.00		462,500	4,063,498.77
Forest management.....	392,810	492,671	534,280.00	392,800	381,000	515,599.71
Range investigations.....	81,025	160,000	123,030.00	81,000	78,300	118,902.87
Forest products laboratory (building).....						233,565.96
Forest products laboratory (operation).....	459,725	566,791	613,640.00	459,700	437,600	569,053.61
Forest survey.....		160,067	170,280.00		123,000	169,803.71
Forest economics.....	48,493	60,000	70,240.00	48,400	46,100	65,902.84
Forest Service, physical improvements, emergency expenditures (N.I.R.).....		(¹¹)		6,182,700	9,800,000	
In all, salaries and expenses.....	6,989,408	9,782,942	16,491,764.00	13,171,800	18,310,800	15,253,300.83
Forest fire cooperation.....	1,198,619	1,587,513	1,611,580.00	1,198,600	1,192,200	1,659,278.22
Cooperative distribution of forest planting stock.....	56,296	74,730	79,960.00	56,300	56,000	96,752.94
Acquisition of additional forest lands.....		85,854	200,000.00		538,500	857,515.18
Total, general.....	8,244,323	11,531,039	18,383,304.00	8,244,000	10,297,500	17,866,847.17
Total, emergency.....				6,182,700	9,800,000	
Total, annual appropriations.....	8,244,323	11,531,039	18,383,304.00	14,426,700	20,097,500	17,866,847.17
Permanent appropriations—						
Refunds to depositors, excess of deposits, national forests fund.....	60,000	75,000	75,000.00	60,000	60,000	69,339.88
National Forest Reservation Commission.....	2,600	475	475.00	2,600	400	451.36
Payments to States and Territories from the national forests fund (special fund).....	660,000	940,000	1,240,000.00	660,000	650,900	568,256.51
Cooperative work, Forest Service (special fund).....						2,118,502.56
Payment to school funds, Arizona and New Mexico, national forests fund (special fund).....	28,500	25,000	40,000.00	28,500	28,400	21,221.30
Roads and trails for States, national forests fund (special fund).....		370,000	500,000.00	405,700	600,000	215,266.23
Total, Forest Service.....	8,995,423	12,941,514	20,238,779.00	15,583,500	21,437,200	20,859,885.01

¹ Consolidated with Bureau of Entomology and Plant Quarantine. ⁹ \$3,481,557 for plant industry physical improvements. ¹⁰ \$630,000 for plant industry physical improvements.

¹¹ \$15,982,745 allotment by Federal Emergency Administration of Public Works from appropriation for National Industrial Recovery, 1933-35, for Forest Service.

No. 3.—*Estimates of appropriations and expenditures, by organization units, for the fiscal year 1935, compared with prior years—Continued*

TABLE A.—GENERAL AND SPECIAL FUNDS—Continued

	Estimates of ap- propriations, 1935	Appropriations, 1934	Appropriations, 1933	EXPENDITURES		
				Estimated, 1935	Estimated, 1934	Actual, 1933
DEPARTMENT OF AGRICULTURE—Continued						
Bureau of Chemistry and Soils:						
Salaries and expenses:						
General administrative expenses.....	\$84,402	\$89,903	\$96,720.00	\$84,400	\$80,300	\$80,775.93
Agricultural chemical investigations.....	304,870	410,000	453,699.00	304,800	330,500	386,330.01
Color investigations.....	63,255	69,000	75,000.00	63,200	60,000	70,353.72
Insecticide and fungicide investigations.....	87,920	109,563	117,300.00	87,900	93,000	104,094.60
Plant-dust explosions.....	31,612	33,880	36,190.00	31,600	30,000	30,602.07
Naval-stores investigations.....	57,165	65,106	68,406.00	57,100	55,000	63,523.82
Fertilizer investigations.....	246,071	325,000	358,535.00	246,000	265,000	322,772.64
Soil chemical and physical investigations.....	47,879	56,545	61,190.00	47,800	45,500	52,768.68
Soil survey.....	150,908	275,000	307,705.00	150,900	240,000	271,870.29
Soil-microbiology investigations.....	36,765	40,641	43,355.00	36,700	35,000	39,185.17
Soil-fertility investigations.....	154,193	195,556	206,980.00	154,100	155,000	180,350.59
Total, general.....	1,265,040	1,670,194	1,825,080.00	1,264,500	1,389,300	1,602,627.52
Physical improvements, emergency expenditures.....		(12)			83,900	
Total, Bureau of Chemistry and Soils.....	1,265,040	1,670,194	1,825,080.00	1,264,500	1,423,200	1,602,627.52
Bureau of Entomology and Plant Quarantine:						
Salaries and expenses:						
General administrative expenses.....	149,109	217,554	234,690.00	149,100	165,600	202,687.46
Fruit and shade tree insects.....	320,759	366,000	400,000.00	320,700	321,200	395,737.23
Japanese-beetle control.....	203,010	349,837	350,000.00	203,000	279,000	339,947.83
Citrus-canker eradication.....	12,299	(13)		12,300	11,700	
Phony peach disease.....		10,799	11,480.00			10,905.77
Phony peach eradication.....	45,462	(14)		45,400	43,200	
Date-scale control.....	22,768	27,925	38,615.00	22,700	27,600	37,866.50
Forest insects.....	145,655	179,970	209,790.00	145,600	148,700	183,673.78
Gypsy and brown-tail moths.....		408,388	400,000.00		139,600	403,205.13
Gypsy and brown-tail moths, emergency expenditures, (N.I.R.).....		(15)		102,000	1,918,600	
Blister-rust control.....		9,306	9,900.00		212,500	9,225.80
Blister-rust control, emergency expenditures, (N.I.R.).....		(16)		715,000	1,285,000	
Dutch elm disease eradication.....					3,000	
Dutch elm disease eradication, emergency expenditures.....		(16)		12,400	67,600	
Truck crops and garden insects.....	303,048	390,000	421,490.00	303,000	307,200	366,434.76
Cereal and forage insects.....	236,761	451,640	529,820.00	236,700	361,800	475,318.53
European corn-borer control.....	30,411	40,000	295,000.00	30,400	28,900	293,326.23
Barberry eradication.....		(17)			126,900	
Cotton insects.....	114,763	175,000	200,000.00	114,700	132,400	169,353.75
Pink bollworm control.....	254,959	379,804	375,000.00	254,900	315,200	348,689.37
Thurberia weevil control.....	2,584	3,275	10,250.00	2,500	2,400	10,681.26
Bee culture and apiary management.....	45,670	65,000	70,820.00	45,600	48,000	60,080.30
Household and stored products insects.....		130,000	147,320.00			117,521.88
Insects affecting man and animals.....	109,600	130,000	145,000.00	109,600	115,700	133,450.11
Insect-pest survey.....	121,616	190,000	200,000.00	121,600	131,500	179,506.59
Mexican fruit fly.....	101,652	114,197	122,080.00	101,600	97,000	134,033.27
Mediterranean fruit fly.....					600	886.14
Control investigations.....	40,738			40,700	38,900	
Transit inspection.....	26,419	30,229	32,400.00	26,400	25,100	29,156.24
Foreign plant quarantine.....	536,516	685,000	737,970.00	536,500	568,500	673,706.09
Certification of exports.....	16,120	18,558	20,200.00	16,100	15,200	18,607.32
Physical improvements, emergency expenditures (N.I.R.).....		(18)			276,700	
Compensation for losses, nonproduction of cotton.....					12,700	2,269.88
Prevention of black stem rust, emergency expenditures (N.I.R.).....		(16)		305,000	445,000	
Total, general.....	2,839,919	4,372,482	4,961,825.00	2,839,100	3,680,100	4,596,271.22
Total, emergency.....				1,134,400	3,992,900	
Total, Bureau of Entomology and Plant Quarantine.....	2,839,919	4,372,482	4,961,825.00	3,973,500	7,673,000	4,596,271.22

¹² \$33,919 allotted.

Appropriated in 1934 under Bureau of Plant Industry:

¹³ \$25,000.¹⁴ \$41,860.¹⁵ \$180,722.

Allotted by Federal Emergency Administration for Public Works from appropriation for National Industrial Recovery, 1933-35:

¹⁶ \$2,020,620.¹⁷ Included in \$3,481,557 allotted for Plant Industry and \$73,050 for Plant Quarantine.

No. 3.—*Estimates of appropriations and expenditures, by organization units, for the fiscal year 1935, compared with prior years—Continued*

TABLE A.—GENERAL AND SPECIAL FUNDS—Continued

	Estimates of ap- propriations, 1935	Appropriations, 1934	Appropriations, 1933	EXPENDITURES		
				Estimated, 1935	Estimated, 1934	Actual, 1933
DEPARTMENT OF AGRICULTURE—Continued						
Bureau of Biological Survey:						
Salaries and expenses:						
General administrative expenses.....	\$72,978	\$76,865	\$82,935.00	\$72,900	\$69,300	\$74,519.02
Maintenance of mammal and bird reservations.....	52,368	75,000	82,313.00	52,300	50,000	78,078.08
Food habits of birds and animals.....		75,000	104,810.00		71,600	98,796.75
Control of predatory animals and injurious rodents.....	91,343	530,000	573,780.00	91,300	383,000	541,726.04
Production of fur-bearing animals.....		55,000	62,455.00		49,400	59,451.51
Biological investigations.....	69,711	85,000	102,500.00	69,700	66,300	91,205.10
Protection of migratory birds.....	118,210	198,190	214,240.00	118,200	149,200	200,275.19
Enforcement of Alaska game law.....	66,598	90,000	103,566.00	66,600	64,000	95,703.03
Emergency construction.....						—30.00
Physical improvements, emergency expenditures (N.I.R.).....		(18)		93,500	878,000	
In all, salaries and expenses.....	471,208	1,185,055	1,326,599.00	564,500	1,780,800	1,239,724.72
Upper Mississippi River refuge.....	33,795	61,700	79,478.00	33,800	83,000	141,311.00
Bear River migratory-bird refuge.....	15,319	20,000	32,100.00	15,300	14,700	35,790.35
Migratory-bird conservation act.....	62,419	89,525	318,000.00	62,400	80,600	355,510.40
Cheyenne Bottoms migratory-bird refuge.....						8,308.10
Malheur Lake Reservation.....						3,513.97
Total, general.....	582,741	1,356,280	1,756,177.00	582,500	1,081,100	1,784,158.54
Total, emergency.....				53,500	878,000	
Total, Bureau of Biological Survey.....	582,741	1,356,280	1,756,177.00	676,000	1,959,100	1,784,158.54
Bureau of Public Roads:						
Salaries and expenses:						
Highway investigations.....						188.18
Cooperative construction of rural post roads.....	11,000,000	35,000,000	100,000,000.00	11,000,000	51,000,000	103,607,866.94
Federal-aid highway system, advances to States, emergency con- struction act 1932.....			120,000,000.00		57,500,000	62,126,981.72
Federal-aid highway fund, emergency expenditures (N.I.R.).....		(19)		215,000,000	185,000,000	
Public-lands highways, emergency construction.....			2,000,000.00		1,240,000	1,761,891.59
Public-lands highways, emergency expenditures (N.I.R.).....		(20)		1,500,000	3,500,000	
Mount Vernon Memorial Highway.....						277,449.11
Flood relief, Georgia and South Carolina, for restoration of roads and bridges.....					99,000	52,368.81
Flood relief, Alabama, for restoration of roads and bridges.....						17.42
Flood relief, Florida, for restoration of roads and bridges.....						1,243.65
Flood relief, Missouri, Mississippi, Louisiana, and Arkansas, for restoration of roads and bridges.....					10,000	119,428.31
Flood relief, Vermont, New Hampshire, and Kentucky, for restora- tion of roads and bridges.....					952,000	267,528.92
Work relief highways, emergency expenditures (N.I.R.).....		(21)			7,431,000	
Total, Bureau of Public Roads, emergency.....	11,000,000	35,000,000	222,000,000.00	227,500,000	306,732,000	168,214,964.65
Bureau of Agricultural Engineering:						
Salaries and expenses:						
General administrative expenses.....	33,867	36,810	39,800.00	33,800	32,000	36,066.36
Agricultural engineering.....	228,518	375,000	478,890.00	228,500	310,000	460,109.81
Total, general.....	262,385	411,810	518,690.00	262,300	342,000	496,176.17
Physical improvements, emergency expenditures (N.I.R.).....		(22)		50,000	207,600	
Total, Bureau of Agricultural Engineering.....	262,385	411,810	518,690.00	312,300	549,600	496,176.17

Allotted by Federal Emergency Administration of Public Works from appropriation for National Industrial Recovery, 1933-35:

18 \$971,550; 19 \$400,000,000; 20 \$5,000,000; 21 \$7,431,000; 22 \$257,738.

No. 3.—*Estimates of appropriations and expenditures, by organization units, for the fiscal year 1935, compared with prior years—Continued*

TABLE A.—GENERAL AND SPECIAL FUNDS—Continued

	Estimates of ap- propriations, 1935	Appropriations, 1934	Appropriations, 1933	EXPENDITURES		
				Estimated, 1935	Estimated, 1934	Actual, 1933
DEPARTMENT OF AGRICULTURE—Continued						
Bureau of Agricultural Economics:						
Salaries and expenses:						
General administrative expenses.....	\$230,370	\$267,750	\$288,090.00	\$230,300	\$219,700	\$257,265.19
Farm management and practice.....	250,193	375,000	395,467.00	250,100	297,000	348,547.11
Marketing and distributing farm products.....	609,094	725,000	812,320.00	609,000	598,500	722,152.47
Crop and livestock estimates.....	603,701	700,000	785,020.00	603,700	574,900	719,603.01
Foreign competition and demand.....	226,590	292,870	356,790.00	226,500	217,000	253,551.16
Market inspection of farm products.....	389,805	500,286	537,796.00	389,800	371,300	460,557.32
Market news service.....	1,002,868	1,300,000	1,380,808.00	1,002,800	971,000	1,233,240.39
Cotton statistics.....	207,174	350,000	372,500.00	207,100	198,000	331,241.47
Tobacco stocks and standards.....	15,805	23,200	24,400.00	15,800	15,100	14,405.54
Perishable agricultural commodities act.....	120,727	165,000	175,100.00	120,700	124,000	121,256.99
In all, salaries and expenses.....	3,656,327	4,699,100	5,128,291.00	3,655,800	3,586,500	4,461,820.65
Enforcement, United States Cotton Futures Act and Cotton Standards Act.....	226,189	268,000	289,060.00	226,100	215,500	270,911.31
Enforcement, United States Grain Standards Act.....	644,397	765,000	833,370.00	644,300	617,700	743,715.56
Administration, United States Warehouse Act.....	271,383	296,220	313,020.00	271,300	261,700	267,704.00
Enforcement, Standard Container, Hamper, and Produce Agency Acts.....	29,035	34,120	43,800.00	29,000	27,800	29,086.81
Salaries and expenses, Wool Division.....		2,814	3,000.00			2,267.23
Classification of cotton, revolving fund (special fund).....						66,104.21
Expenses, Cotton Standards Act (special fund).....	34,490			34,400	35,000	29,130.28
Wool marketing studies (special fund).....	25,223	30,000	39,300.00	25,200	23,900	29,000.89
Total, Bureau of Agricultural Economics.....	4,887,044	6,095,260	6,649,841.00	4,886,100	4,768,100	5,899,740.94
Bureau of Home Economics:						
Salaries and expenses:						
General administrative expenses.....	25,747	26,049	27,900.00	25,700	24,500	22,799.61
Home economics investigations.....	129,819	186,700	205,465.00	129,800	144,800	191,513.33
Total, general.....	155,566	212,749	233,365.00	155,500	169,300	214,312.94
Physical improvements, emergency expenditures, (N.I.R.).....		(²³)			1,200	
Total, Bureau of Home Economics.....	155,566	212,749	233,365.00	155,500	170,500	214,312.94
Enforcement of the Grain Futures Act:						
Salaries and expenses.....	181,498	200,000	218,838.00	181,400	173,100	174,056.60
Food and Drug Administration:						
Salaries and expenses:						
General administrative expenses.....	95,178	96,827	104,800.00	95,100	90,100	93,620.88
Enforcement, Food and Drugs Act.....	1,161,477	1,185,000	1,265,219.00	1,161,400	1,115,000	1,181,774.12
Enforcement, Tea Importation Act.....	36,786	38,000	41,630.00	36,700	35,000	38,885.82
Naval Stores Act.....	32,052	32,599	37,200.00	32,000	30,600	34,103.29
Enforcement, Insecticide Act.....	191,517	195,000	212,358.00	191,500	183,300	190,366.63
Enforcement, Milk Importation Act.....	17,739	18,360	29,600.00	17,700	16,900	20,275.56
Enforcement, Caustic Poison Act.....	22,964	23,719	25,360.00	22,900	22,100	23,686.36
Total, general.....	1,557,713	1,589,505	1,716,167.00	1,557,300	1,493,000	1,582,712.66
Physical improvements, emergency expenditures (N.I.R.).....		(²⁴)			70,000	
Total, Food and Drug Administration.....	1,557,713	1,589,505	1,716,167.00	1,557,300	1,563,000	1,582,712.66

²³ \$1,200 allotted by Federal Emergency Administration of Public Works from appropriation for National Industrial Recovery, 1933-35.

²⁴ \$70,000 allotted by Federal Emergency Administration of Public Works from appropriation for National Industrial Recovery, 1933-35.

No. 3.—*Estimates of appropriations and expenditures, by organization units, for the fiscal year 1935, compared with prior years—Continued*

TABLE A.—GENERAL AND SPECIAL FUNDS—Continued

	Estimates of ap- propriations, 1935	Appropriations, 1934	Appropriations, 1933	EXPENDITURES		
				Estimated, 1935	Estimated, 1934	Actual, 1933
DEPARTMENT OF AGRICULTURE—Continued						
Agricultural Adjustment Administration (act May 12, 1933, 48 Stat. 38):						
Salaries and expenses.....						\$16,681.44
Salaries and expenses, emergency expenditures.....		\$100,000,000		\$5,000,000	\$3,250,000	
Permanent appropriations:						
Advances by Secretary of the Treasury under sec. 12 (b), act May 12, 1933.....	\$831,022,428			710,000,000	484,800,000	
Refunds of processing taxes.....				40,744,000	30,000,000	
From allotment to supplement proceeds derived from proc- essing taxes under sec. 220, N.I.R. Acts.....		(25)			37,000,000	
Total, general.....	831,022,428			750,744,000	514,800,000	16,681.44
Total, emergency.....		100,000,000		5,000,000	40,250,000	
Total, Agricultural Adjustment Administration.....	831,022,428	100,000,000		755,744,000	555,050,000	16,681.44
Miscellaneous:						
Experiments and demonstrations in livestock production in Southern States.....	37,036	39,560	41,325.00	37,000	35,600	38,793.88
Collection of feed and seed-grain loans.....						400,499.14
Loans to farmers in storm, flood, and drought-stricken areas, Southeastern States.....						6,533.73
Soil-erosion investigations.....	168,326	276,474	289,160.00	168,300	225,800	287,314.89
Forest roads and trails.....	1,878,124	4,457,400	8,905,000.00	1,878,100	7,042,100	6,636,227.12
Forest roads and trails, emergency expenditures (N.I.R.).....		(26)		6,200,000	3,800,000	
Highways within national forests, emergency construction.....			5,000,000.00		1,888,500	3,111,539.15
Loans to farmers in drought and storm-stricken areas, emergency relief.....						77,423.86
Construction of buildings, Government Island, Calif.....					33,900	595,052.61
Agricultural credits and rehabilitation, emergency relief.....						—1,485.57
Loans to farmers in storm, flood, and drought-stricken areas.....						1,092.62
Claims for damages.....			2,064.90			3,050.73
Judgments and claims.....			28,810.28			17,314.44
Private relief acts.....			756.00			1,140.40
Special-deposit accounts.....						47,726.51
Increase of compensation.....						—79.67
Working fund.....						—430,675.98
Loans to agricultural credit corporations revolving fund.....						60,181.70
Refunding moneys erroneously received and covered.....						20.00
Forest highways, emergency expenditures.....		(27)		7,500,000	7,500,000	
Total, general.....	2,083,486	4,773,434	14,267,116.18	205,300	295,300	10,851,669.56
Total, emergency.....				15,878,100	20,230,600	
Total, annual appropriations.....	2,083,486	4,773,434	14,267,116.18	15,783,400	20,525,900	10,851,669.56
Permanent appropriation:						
Special deposit accounts (special funds).....						235,196.39
Total, miscellaneous.....	2,083,486	4,773,434	14,267,116.18	15,783,400	20,525,900	11,086,865.95
SUMMARY						
General.....	895,668,662	108,835,662	317,214,867.18	802,911,800	574,703,800	255,474,526.83
Emergency.....		28 100,000,000		256,199,900	384,676,900	
Adjustment between cash expenditures and checks issued.....						—4,493,887.81
Total, Department of Agriculture.....	895,668,662	208,835,662	317,214,867.18	1,059,111,700	959,380,700	250,981,139.02
Annual appropriations.....	57,388,062	200,209,091	307,703,296.18			
Permanent appropriations.....	838,280,600	8,626,571	9,511,571.00			
Total, Department of Agriculture.....	895,668,662	208,835,662	317,214,867.18			

²⁵ \$37,000,000 allotted by the President from appropriation under act May 12, 1933.

Allotted by Federal Emergency Administration of Public Works from appropriations for National Industrial Recovery, 1933-35:

²⁶ \$10,000,000; ²⁷ \$15,000,000.

²⁸ Exclusive of \$455,924,689 allotted by Federal Emergency Administration of Public Works from appropriation for National Industrial Recovery, 1933-35.

No. 3.—*Estimates of appropriations and expenditures, by organization units, for the fiscal year 1935, compared with prior years—Continued*

[Annual appropriations, general fund, except as otherwise indicated. Items in italics represent emergency expenditures according to the classification of such expenditures in Budget Statement No. 1, table B]

TABLE A.—GENERAL AND SPECIAL FUNDS—Continued

	Estimates of appropriations, 1935	Appropriations, 1934	Appropriations, 1933	EXPENDITURES		
				Estimated, 1935	Estimated, 1934	Actual, 1933
DEPARTMENT OF COMMERCE						
Secretary's office:						
Salaries, office of the Secretary ¹	\$329,400	\$279,590	\$315,000.00	\$325,000	\$285,000	\$300,512.36
Contingent and miscellaneous expenses.....	121,000	² 222,350	² 238,200.00	120,000	85,000	226,069.82
Printing and binding.....	350,410	³ 470,000	610,000.00	340,000	359,900	561,862.88
Total, Secretary's office.....	800,810	971,940	1,163,200.00	785,000	729,900	1,088,445.06
Federal Employment Stabilization Board.....	51,944	65,000	75,000.00	51,900	50,000	70,472.10
Aeronautics Branch:						
Aircraft in commerce.....	644,082	1,070,570	1,000,000.00	638,000	700,000	1,065,199.51
Air-navigation facilities.....	4,561,250	6,590,210	7,553,500.00	4,500,000	4,472,500	8,146,980.15
Air-navigation facilities, emergency expenditures.....		(⁴)	70,000		402,200	
Air-navigation facilities, emergency construction, act July 21, 1932.....			500,000.00		2,400	75,565.99
Total, general.....	5,205,332	7,660,780	9,053,500.00	5,138,000	5,174,900	9,287,745.65
Total, emergency.....				70,000	402,200	
Total, Aeronautics Branch.....	5,205,332	7,660,780	9,053,500.00	5,208,000	5,577,100	9,287,745.65
Bureau of Foreign and Domestic Commerce:						
Salaries, Bureau of Foreign and Domestic Commerce.....	292,824	225,000	250,000.00	285,000	137,000	222,997.84
Promoting commerce in Europe and other areas.....	311,390	626,000	670,000.00	300,000	315,000	630,277.09
Promoting commerce in Latin America.....	130,590	402,000	431,000.00	125,000	240,000	393,568.02
Promoting commerce in the Far East.....	81,740	337,000	360,000.00	76,000	153,000	325,696.99
Promoting commerce in Africa.....	26,970	79,640	85,000.00	24,000	45,000	73,559.64
District and cooperative office service.....	280,217	400,000	510,000.00	260,000	300,000	529,526.23
Enforcement of the China Trade Act.....	8,130	15,800	17,000.00	7,500	10,000	13,816.10
Export industries.....	478,948	692,800	765,000.00	460,000	360,000	723,461.29
Domestic commerce and raw materials investigations.....	198,829	266,000	300,000.00	185,000	140,000	329,251.04
Compiling foreign-trade statistics.....	246,457	244,000	270,000.00	235,000	182,500	262,190.50
Lists of foreign buyers.....	31,572	53,890	60,000.00	29,000	35,000	52,784.62
Investigation of foreign-trade restrictions.....	33,171	45,240	50,000.00	30,000	31,000	44,460.94
Allowance for quarters, Foreign Commerce Service.....	36,000	85,000	175,000.00	35,000	40,000	117,620.06
Transportation of families and effects of officers and employees.....	42,000	42,000	45,000.00	30,000	42,000	26,183.45
Total, Bureau of Foreign and Domestic Commerce.....	2,198,838	3,514,370	3,988,000.00	2,081,500	2,030,500	3,745,402.81
Bureau of the Census:						
Salaries and expenses.....	1,593,500	1,903,000	862,125.00	1,570,000	1,489,000	726,060.58
Fifteenth Decennial Census.....						2,455,233.08
Census of Agriculture.....	2,270,000			2,000,000		
Total, Bureau of the Census.....	3,863,500	1,903,000	862,125.00	3,570,000	1,489,000	3,181,293.66
Bureau of Navigation and Steamboat Inspection:						
Departmental salaries.....	96,057	97,000	100,000.00	95,000	90,000	88,637.64
Salaries and general expenses.....	1,241,695	1,308,000	1,376,165.00	1,200,000	1,180,000	1,295,501.01
Total, general.....	1,337,752	1,405,000	1,476,165.00	1,295,000	1,270,000	1,384,138.65
Equipment, emergency expenditures (N.I.R.).....		(⁵)			30,000	
Total, annual appropriations.....	1,337,752	1,405,000	1,476,165.00	1,295,000	1,300,000	1,384,138.65
Permanent appropriation:						
Refunds.....	3,000	3,000	3,000.00	2,000	3,000	1,628.84
Total, Bureau of Navigation and Steamboat Inspection.....	1,340,752	1,408,000	1,479,165.00	1,297,000	1,303,000	1,385,767.49

¹ Includes Solicitor, Department of Commerce, transferred from Department of Justice under Executive Order No. 6166, June 10, 1933.

² Includes \$2,350 of the appropriation for Administration, Bureau of Fisheries, transferred to this title.

³ Includes \$10,000 appropriated for the U.S. Shipping Board transferred under Executive Order No. 6166 of June 10, 1933.

⁴ \$472,200 allotted by Federal Emergency Administration of Public Works from appropriation for National Industrial Recovery, 1933-35.

⁵ \$30,000 allotted by Federal Emergency Administration of Public Works from appropriation for National Industrial Recovery, 1933-35.

No. 3.—*Estimates of appropriations and expenditures, by organization units, for the fiscal year 1935, compared with prior years—Continued*

TABLE A.—GENERAL AND SPECIAL FUNDS—Continued

	Estimates of appropriations, 1935	Appropriations, 1934	Appropriations, 1933	EXPENDITURES		
				Estimated, 1935	Estimated, 1934	Actual, 1933
DEPARTMENT OF COMMERCE—Continued						
Bureau of Standards:						
Salaries, Bureau of Standards.....	\$589,090	\$600,000	\$645,000.00	\$585,000	\$556,400	\$ 607,751.64
Equipment, Bureau of Standards.....	50,000	80,000	80,000.00	50,000	60,000	129,025.99
Equipment, Bureau of Standards, emergency expenditures (N.I.R.).....		(⁶)			79,500	
General expenses, Bureau of Standards.....	44,000	64,000	60,000.00	44,000	44,000	60,025.04
Hydraulic laboratory.....						8,749.90
Improvement and care of grounds.....	6,827	11,220	12,000.00	6,800	6,900	11,994.47
Improvement and care of grounds, emergency expenditures (N.I.R.).....		(⁷)			20,500	
Testing, standardization, and research.....	747,785	1,300,825	1,340,280.00	732,700	668,700	1,390,844.79
Total, general.....	1,437,702	2,056,045	2,137,280.00	1,418,500	1,336,000	2,208,391.83
Total, emergency.....					100,000	
Total, Bureau of Standards.....	1,437,702	2,056,045	2,137,280.00	1,418,500	1,436,000	2,208,391.83
Bureau of Lighthouses:						
Salaries, Bureau of Lighthouses.....	98,523	100,000	110,000.00	96,000	95,000	101,930.98
Salaries, keepers of lighthouses.....	1,621,510	1,783,500	2,105,280.00	1,600,000	1,555,000	1,827,889.80
Salaries, lighthouse vessels.....	1,958,850	2,221,800	2,370,000.00	1,930,000	1,875,000	2,182,925.20
Superintendents, clerks, etc.....	608,165	589,000	600,000.00	600,000	575,000	575,526.51
Retired pay, Lighthouse Service.....	480,510	411,300	414,000.00	480,000	420,000	387,556.57
General expenses.....	3,752,980	4,009,000	4,200,000.00	3,650,000	3,405,000	4,605,483.49
Light stations, vessels, etc. (construction).....			50,000.00		200,000	1,351,798.84
Light stations, vessels, etc. (construction), emergency expenditures (N.I.R.).....		(⁸)		2,925,000	2,153,000	
Light stations, vessels, etc., emergency construction (act July 21, 1932).....			3,810,000.00		500,000	1,012,381.98
Damage claims.....						
Total, general.....	8,520,538	9,114,600	13,659,280.00	8,356,000	8,625,000	12,045,493.37
Total, emergency.....				2,925,000	2,153,000	
Total, Bureau of Lighthouses.....	8,520,538	9,114,600	13,659,280.00	11,281,000	10,778,000	12,045,493.37
Coast and Geodetic Survey:						
Salaries, office force.....	478,800	461,000	500,000.00	469,200	430,270	486,028.78
General expenses.....	50,000	55,000	50,000.00	49,000	50,000	66,543.75
Pay and allowances, commissioned officers.....	624,991	633,955	662,313.00	612,500	595,063	613,125.43
Pay of personnel of vessels.....	475,011	533,000	555,000.00	465,500	474,754	498,937.88
Field expenses.....	439,059	459,135	572,500.00	430,300	432,713	553,484.25
Repairs of vessels.....	58,200	63,000	60,000.00	57,000	58,200	69,125.47
Emergency construction, act July 21, 1932.....			1,250,000.00			1,068,889.04
Total, annual appropriations.....	2,126,061	2,205,090	3,649,813.00	2,083,500	2,041,000	3,356,134.60
Permanent appropriation:						
Topographic survey of United States, contributions (special fund).....						11,517.82
Total, Coast and Geodetic Survey.....	2,126,061	2,205,090	3,649,813.00	2,083,500	2,041,000	3,367,652.42
Bureau of Fisheries:						
Salaries, Commissioner's office.....	137,619	161,050	175,000.00	136,000	132,800	167,147.39
Administration.....		(¹⁰)	3,500.00			2,154.93
Propagation of food fishes.....	543,950	801,755	886,730.00	535,000	523,300	868,347.00
Propagation of food fishes, emergency expenditures (N.I.R.).....		(¹¹)		29,300	98,200	
Maintenance of vessels.....	127,380	200,000	200,000.00	124,300	134,500	191,219.00
Maintenance of vessels, emergency expenditures (N.I.R.).....		(¹²)		5,000	15,000	
Inquiry respecting food fishes.....	127,074	173,000	200,000.00	125,400	122,000	186,755.00
Inquiry respecting food fishes, emergency expenditures (N.I.R.).....		(¹³)			5,000	
Fishery industries.....	57,125	78,000	95,790.00	53,000	56,100	76,453.00

Allotted by Federal Emergency Administration of Public Works from appropriation, "National Industrial Recovery, 1933-35":

⁹ \$79,500.⁷ \$20,500.⁸ \$5,378,734.⁹ Includes \$650 of the appropriation for "Administration, Bureau of Fisheries" transferred to above title.¹⁰ Appropriation under this title transferred as follows: "Contingent expenses, Department of Commerce", \$2,350; "Salaries, Bureau of Fisheries", \$650.

Allotted by Federal Emergency Administration of Public Works from appropriation for National Industrial Recovery, 1933-35:

¹¹ \$125,500.¹² \$20,000.¹³ \$5,000.

No. 3.—*Estimates of appropriations and expenditures, by organization units, for the fiscal year 1935, compared with prior years—Continued*

TABLE A.—GENERAL AND SPECIAL FUNDS—Continued

	Estimates of appropriations, 1935	Appropriations, 1934	Appropriations, 1933	EXPENDITURES		
				Estimated, 1935	Estimated, 1934	Actual, 1933
DEPARTMENT OF COMMERCE—Continued						
Bureau of Fisheries—Continued.						
Sponge fisheries.....		\$2,750	\$3,000.00			\$3,000.00
Alaska, general service.....	\$245,693	340,000	390,000.00	\$238,000	\$243,200	328,258.40
<i>Alaska general service, emergency expenditures (N.I.R.).....</i>		(14)	3,750	5,250		
Mississippi wild life and fish refuge.....		6,835	7,000.00		500	17,101.30
Fish hatcheries, etc.....						348.00
Enforcement of black bass law.....	13,715	13,110	15,000.00	13,500	12,700	12,758.90
Construction of stations.....						165,571.05
<i>Construction of stations, emergency expenditures (N.I.R.).....</i>		(15)		38,250	111,750	
Total, general.....	1,252,556	1,776,500	1,976,020.00	1,225,200	1,225,100	2,019,113.97
<i>Total, emergency.....</i>				76,300	233,200	
Total, Bureau of Fisheries.....	1,252,556	1,776,500	1,976,020.00	1,301,500	1,458,300	2,019,113.97
Patent Office:						
Miscellaneous expenses.....						260.25
Deficiency in revenues.....						935,842.29
						936,102.54
Special funds:						
Salaries.....	2,921,931	3,176,250	3,465,000.00	2,890,000	2,701,600	3,032,810.06
Miscellaneous expenses.....	43,300	48,700	50,700.00	43,300	43,300	65,293.43
Printing and binding.....	900,000	950,000	1,300,000.00	900,000	950,000	1,569,350.26
Photolithography.....	205,000	250,000	275,000.00	205,000	205,000	265,701.85
Special-deposit accounts.....						—180,315.46
Total.....	4,070,231	4,424,950	5,090,700.00	4,038,300	3,899,900	4,752,840.14
Deduct amounts transferred from general fund (deficiency in revenues).....						936,102.54
Net special funds.....	4,070,231	4,424,950	5,090,700.00	4,038,300	3,899,900	3,816,737.60
Total, Patent Office.....	4,070,231	4,424,950	5,090,700.00	4,038,300	3,899,900	4,752,840.14
Bureau of Mines:						
Salaries and general expenses.....	48,108	64,500	70,000.00	48,000	46,800	69,545.40
Operating mine rescue cars and stations and investigating mine accidents.....	452,000	614,000	741,325.00	450,000	446,000	675,508.05
Mining investigations in Alaska.....	6,173	8,300	9,000.00	6,100	6,000	8,735.41
Testing fuel.....	97,828	131,000	155,000.00	96,000	95,200	141,318.93
Mineral-mining investigations.....	85,974	115,000	135,000.00	84,000	83,500	125,547.41
Mining experiment stations.....	127,036	171,000	200,000.00	124,000	124,200	188,820.67
Economics of mineral industries.....	207,133	220,500	250,000.00	204,000	184,200	246,448.26
Helium production and investigations.....		40,000	50,000.00		29,000	52,147.37
Oil and gas investigations.....	111,766	150,000	180,000.00	109,000	109,000	170,192.35
Buildings and grounds, Pittsburgh, Pa.....	61,908		70,000.00	60,000	60,000	65,770.31
Maintenance and operation, fuel yards, District of Columbia 16.....						72,302.92
Total, general.....	1,197,926	1,514,300	1,860,325.00	1,181,100	1,183,900	1,816,337.08
<i>Emergency expenditures (N.I.R.).....</i>		(21)			1,000	
Total, annual appropriations.....	1,197,926	1,514,300	1,860,325.00	1,181,100	1,184,900	1,816,337.08
Permanent appropriation:						
Gas production, helium plants (special fund).....	17,000	13,000		16,000	10,000	35,428.87
Total, Bureau of Mines.....	1,214,926	1,527,300	1,860,325.00	1,197,100	1,194,900	1,851,765.95

Allotted by Federal Emergency Administration of Public Works from appropriation for National Industrial Recovery, 1933-35:

¹⁴ \$9,000; ¹⁵ \$150,000; ²¹ \$1,000.

¹⁶ Transferred to Treasury Department, Procurement Division, under Executive Order No. 6166 of June 10, 1933.

No. 3.—*Estimates of appropriations and expenditures, by organization units, for the fiscal year 1935, compared with prior years—Continued*

TABLE A.—GENERAL AND SPECIAL FUNDS—Continued

	Estimates of appropriations, 1935	Appropriations, 1934	Appropriations, 1933	EXPENDITURES		
				Estimated, 1935	Estimated, 1934	Actual, 1933
DEPARTMENT OF COMMERCE—Continued						
U.S. Shipping Board: ¹⁷						
Salaries and expenses.....	\$219, 216	\$300, 000	\$350, 000. 00	\$422, 000	\$315, 700	
Printing and binding.....		(¹⁸)	(¹⁸)			
Construction loan appropriated fund.....						
Chicago World's Fair Centennial Celebration (transfer to U.S. Shipping Board, act Feb. 8, 1932).....						
Emergency shipping fund.....						
U.S. Shipping Board.....						
Operation of ships taken back from purchasers.....						
Judgments and claims.....			1, 500. 00		1, 500	
Construction loan fund (special fund).....				4, 220, 000	¹⁹ 7, 973, 000	
Merchant Fleet Corporation (special fund).....				2, 250, 000	7, 851, 000	
Special deposit accounts (special fund).....						
Total, U.S. Shipping Board.....	219, 216	300, 000	351, 500. 00	6, 892, 000	195, 200	
Miscellaneous:						
Judgments and claims.....			124, 144. 11			\$119, 360. 26
Private relief acts.....			212. 40			5, 212. 40
Special deposit accounts.....						211, 321. 93
Working fund.....						—24, 335. 55
Total, miscellaneous.....			124, 356. 51			311, 559. 04
SUMMARY						
General.....	32, 302, 406	36, 927, 575	45, 470, 264. 51	38, 134, 000	29, 263, 400	45, 315, 943. 49
Emergency.....		(²⁰)		3, 071, 300	2, 919, 400	
Adjustment between cash expenditures and checks issued.....						+652, 209. 65
Total, Department of Commerce.....	32, 302, 406	36, 927, 575	45, 470, 264. 51	41, 205, 300	32, 182, 800	45, 968, 153. 14
Annual appropriations.....	32, 282, 406	36, 911, 575	45, 467, 264. 51			
Permanent appropriations.....	20, 000	16, 000	3, 000. 00			
Total, Department of Commerce.....	32, 302, 406	36, 927, 575	45, 470, 264. 51			

¹⁷ Functions of U.S. Shipping Board transferred to Department of Commerce under Executive Order No. 6166, June 10, 1933.

¹⁸ \$10,000 appropriated transferred to "Printing and binding" under Office of Secretary of Commerce.

¹⁹ Excess of credits—deduct.

²⁰ \$6,291,434 allotted by Federal Emergency Administration of Public Works from appropriation for National Industrial Recovery, 1933-35.

No. 3.—*Estimates of appropriations and expenditures, by organization units, for the fiscal year 1935, compared with prior years—Continued*

[Annual appropriations, general fund, except as otherwise indicated. Items in italics represent emergency expenditures according to the classification of each expenditure in Budget Statement No. 1, table B]

TABLE A.—GENERAL AND SPECIAL FUNDS—Continued

	Estimates of appropria- tions, 1935	Appropriations, 1934	Appropriations, 1933	EXPENDITURES		
				Estimated, 1935	Estimated, 1934	Actual, 1933
DEPARTMENT OF THE INTERIOR						
Office of the Secretary:						
Salaries, office of the Secretary of the Interior.....	\$606,825	\$472,340	\$464,780.00	\$606,800	\$421,000	\$419,099.72
Division of Investigation ¹	372,560	400,000	400,000.00	372,500	300,000	401,915.60
Division of Investigation, emergency expenditures (N.I.R.).....		(¹)			59,000	
Contingent expenses, Department of the Interior.....	82,900	85,500	90,500.00	82,900	50,000	113,778.77
Expenses of Indian Commissioners.....		11,430	14,100.00		500	13,546.63
Printing and binding, Department of the Interior.....	113,000	135,000	125,000.00			150,688.96
Commission on conservation and administration of the public domain.....						78.54
Soil erosion prevention, emergency expenditures (N.I.R.).....		(¹)		3,000,000	2,000,000	
Subsistence homesteads, emergency expenditures (N.I.R.).....		(¹)		15,800,000	9,200,000	
Adjustment and payment of mineral claims.....						568,576.96
Total, general.....	1,175,285	1,104,270	1,094,380.00	1,062,200	781,500	1,667,685.18
Total, emergency.....				18,800,000	11,259,000	
Total, office of the Secretary.....	1,175,285	1,104,270	1,094,380.00	19,862,200	12,040,500	1,667,685.18
Commission of Fine Arts ²	9,080	8,800	7,800.00	9,000	8,700	
Mount Rushmore National Memorial Commission ²		10,000	25,000.00	49,000	57,000	
George Rogers Clark Sesquicentennial Commission ²		346,650	400,000.00	50,000	290,000	
War Minerals Relief Commission.....				20,900	20,900	
General Land Office:						
Salaries, General Land Office.....	547,200	600,000	700,000.00	547,000	540,000	616,992.97
General expenses, General Land Office.....	16,000	23,000	28,000.00	16,000	18,500	25,136.95
Maps of the United States.....						12,527.63
Surveying the public lands.....		500,000	500,000.00	10,000	310,000	566,978.97
Salaries and commissions of registers.....	67,500	68,750	80,000.00	75,000	63,700	70,596.63
Contingent expenses of land offices.....	147,300	150,000	175,000.00	150,000	145,000	155,353.93
Opening Indian reservations (reimbursable).....		300	300.00			-14,761.79
Payment to Marion F. Blackwell.....			1,000.00			
Total, general.....	778,000	1,342,050	1,484,300.00	798,000	1,077,200	1,432,815.29
Surveying public lands, emergency expenditures (N.I.R.).....		(¹)		640,000	360,000	
Total, annual appropriations.....	778,000	1,342,050	1,484,300.00	1,438,000	1,437,200	1,432,815.29
Permanent appropriations:						
Repayment for lands erroneously sold.....	6,750	7,500		6,700	6,700	11,290.09
Payments to certain counties of Oregon and Washington.....			15,000.00			
Expenses, public survey work, general.....	11,000	20,000	28,000.00	11,000	11,000	11,425.07
Expenses, public survey work, Alaska (special fund).....						
5 percent funds to States (lands) (special fund).....	5,000	8,000	10,000.00	5,000	5,000	9,010.54
Payments to States from receipts under mineral leasing act (special fund).....	1,175,000	1,250,000	1,000,000.00	1,175,000	1,215,000	1,208,488.28
Payment to Oklahoma, royalties oil and gas, south half of Red River (special fund).....	6,000	10,000	27,000.00	6,000	7,500	10,342.86
Coos Bay Wagon Road grant fund (special fund).....	3,000	18,000	10,000.00	3,000	1,600	17,677.75
The Oregon and California land-grant fund (special fund).....	150,000	200,000	575,000.00	150,000	200,000	167,764.46
Total, General Land Office.....	2,134,750	2,855,550	3,149,300.00	2,794,700	2,884,000	2,868,814.34
Bureau of Indian Affairs:						
Salaries, Bureau of Indian Affairs.....	333,900	356,000	400,000.00	333,900	332,100	408,032.79
General expenses, Indian Service:						
Transportation and incidental expenses, Bureau of Indian Affairs.....	18,500	20,000	16,000.00	18,500	18,000	21,847.49
Purchase and transportation of Indian supplies.....	643,900	650,000	650,000.00	643,900	640,700	1,066,598.08
Field representatives, Indian Service.....	12,080	19,000	20,000.00	12,000	15,000	21,898.00
Pay of judges, Indian courts.....	13,500	15,000	15,000.00	13,500	12,700	15,166.99
Pay of Indian police.....	105,650	150,000	150,000.00	105,600	100,900	148,610.34
Suppressing liquor traffic among Indians.....	47,200	95,300	100,000.00	47,200	50,000	86,299.83
Indian agency buildings.....	149,110	219,200	195,000.00	149,100	158,900	232,001.15
Emergency expenditures (N.I.R.).....		(¹)		108,000	151,100	
Expenses in probate matters:						
Determining heirs of deceased Indian allottees.....		60,000	60,000.00		54,400	50,880.09
Probate attorneys, Five Civilized Tribes.....		30,000	30,000.00		28,200	28,930.27

¹ Transferred from "Protecting public lands, timber, etc.", General Land Office.

² Transferred from independent offices under Executive Order No. 6166, June 10, 1933.

Allotted by Federal Emergency Administration of Public Works from appropriation for National Industrial Recovery 1933-35:

* \$59,000; * \$5,000,000; * \$25,000,000.

* \$1,000,000 allotted by Federal Emergency Administration of Public Works from appropriation for National Industrial Recovery, 1933-35.

* \$259,100 allotted by Federal Emergency Administration of Public Works from appropriation for National Industrial Recovery, 1933-35.

No. 3.—*Estimates of appropriations and expenditures, by organization units, for the fiscal year 1935, compared with prior years—Continued*

TABLE A.—GENERAL AND SPECIAL FUNDS—Continued

	Estimates of appropria- tions, 1935	Appropriations, 1934	Appropriations, 1933	EXPENDITURES		
				Estimated, 1935	Estimated, 1934	Actual, 1933
DEPARTMENT OF THE INTERIOR—Continued.						
Bureau of Indian Affairs—Continued.						
Indian lands:						
Surveying and allotting Indian reservations.....		\$20,000	\$30,000.00			\$33,676.31
Quieting title, Pueblo lands, New Mexico.....		10,000	10,000.00		\$9,000	9,425.07
Advertising sale of Indian lands.....		500	500.00			102.63
Counsel for Pueblo Indians of New Mexico.....		3,440	3,700.00		3,200	3,446.90
Compensation to Pueblo Indians of New Mexico.....			167,937.35			23,851.76
Purchase of land for addition to Cahuilla Reservation, Calif.....			2,560.00			2,560.00
Enrollment, Indians of California.....						4,232.60
Miscellaneous lands and improvements.....						9,064.80
Industrial assistance and advancement:						
Administration of Indian forests.....	\$183,510	197,000	200,000.00	\$183,500	162,000	193,544.46
Expenses, sale of timber.....	92,000	103,521.67	125,000.00	92,000	88,500	93,791.71
Suppressing forest fires on Indian reservations.....	25,000	40,000	40,000.00	25,000	25,000	31,592.20
Supervising mining operations on leased Indian lands.....	62,000	60,000	60,000.00	62,000	60,000	65,842.01
Obtaining employment for Indians.....	37,150	21,160	60,000.00	37,100	34,200	44,933.89
Agriculture and stock raising among Indians.....	342,850	355,000	382,000.00	342,800	315,000	344,795.02
Industry among Indians.....	325,000	449,200	475,000.00	325,000	299,200	475,050.78
Industry among Indians, emergency expenditures (N.I.R.).....		(⁶)		400,000	600,000	
Suppressing contagious diseases among livestock of Indians.....		3,000	9,000.00		2,000	5,873.64
Eradication of scabies in sheep and goats, Indian Service.....		5,000	50,000.00			49,752.14
Development of water supply.....	52,810	87,300	100,000.00	52,800	50,000	97,079.84
Development of water supply, emergency expenditures (N.I.R.).....				20,000	30,000	
Irrigation and drainage:						
Irrigation, Indian reservations, miscellaneous projects.....	130,000	161,500	173,000.00	130,000	125,000	191,047.61
Irrigation, Indian reservations, miscellaneous projects, emer- gency expenditures (N.I.R.).....		(⁶)		1,021,200	899,200	
Gila River Reservation, Ariz.....	82,300	220,600	75,000.00	82,300	136,600	205,527.30
Gila River Reservation, Ariz., emergency expenditures (N.I.R.).....		(⁶)		750,000	900,000	
Colorado River Reservation, Ariz.....	10,200	12,010	20,000.00	10,200	8,800	19,572.87
Colorado River Reservation, Ariz., emergency expenditures (N.I.R.).....		(⁶)		50,000	100,000	
Ganado project, Navajo Reservation, Ariz.....	1,800	1,830	3,000.00	1,800	1,700	3,924.98
Ganado project, Navajo Reservation, Ariz., emergency expend- itures (N.I.R.).....		(⁶)		10,000	20,000	
San Carlos (Tribal), Ariz., emergency expenditures (N.I.R.).....		(⁶)		10,000	15,000	
Indian lands, Yuma reclamation project, Arizona and California.....	11,700	19,500		11,700	19,500	
Fort Hall system, Idaho.....	22,500	27,200	285,000.00	22,500	21,700	33,873.32
Fort Hall system, Idaho, emergency expenditures (N.I.R.).....		(⁶)		7,500	10,000	
Kootenai Indian allotments, Idaho.....						80,299.27
Fort Belknap Reservation, Mont.....	13,500	21,200	17,500.00	13,500	16,700	14,656.11
Fort Belknap Reservation, Mont., emergency expenditures (N.I.R.).....		(⁶)		20,000	20,000	
Fort Peck Reservation, Mont.....	6,500	5,650	5,000.00	6,500	5,600	4,551.27
Fort Peck Reservation, Mont., emergency expenditures (N.I.R.).....		(⁶)		5,000	10,000	
Flathead Reservation, Mont.....	11,000	152,000	279,000.00	11,000	10,000	239,796.10
Flathead Reservation, Mont., emergency expenditures (N.I.R.).....		(⁶)		240,000	300,000	
Blackfeet Reservation, Mont.....		28,120	41,000.00			39,252.28
Crow Reservation, Mont.....	18,450	17,880	18,000.00	18,400	9,900	33,167.11
Crow Reservation, Mont., emergency expenditures (N.I.R.).....		(⁶)		20,000	30,000	
Pyramid Lake Reservation, Nev.....	2,750	3,750	4,000.00	2,700	2,500	3,459.77
Paiute lands, Newlands project, Nevada.....	12,900	15,824	15,824.00	12,900	15,800	11,987.67
Laguna pueblo systems, New Mexico.....	2,325	15,770	5,500.00	2,300	2,000	5,030.41
Hogback project, Navajo Reservation, N.Mex.....	8,400	11,350	12,000.00	8,400	8,700	12,836.59
Hogback project, Navajo Reservation, N.Mex., emergency ex- penditures (N.I.R.).....		(⁶)		54,100	75,000	
Flood protection, pueblos in New Mexico.....		4,850	5,000.00			4,686.19
Middle Rio Grande conservancy project, New Mexico.....	7,230	4,480	5,000.00	7,200	5,700	15,995.01
Toppenish-Simcoe system, Yakima Reservation, Wash.....	800	900	1,000.00	800	700	1,018.73
Wapato project, Yakima Reservation, Wash.....		76,500	45,000.00			236,607.70
Wapato project, Yakima Reservation, Wash., emergency ex- penditures (N.I.R.).....		(⁶)			106,000	
Operation and maintenance of reservoirs, Yakima Reserva- tion, Wash.....	9,000	11,000	11,000.00	9,000	9,000	11,000.00
Reclaiming lands, Lummi Reservation, Wash.....		8,000	17,600.00		22,300	3,285.00
Wind River Reservation, Wyo.....	23,500	45,000	45,000.00	23,500	37,000	42,638.16
Wind River Reservation, Wyo., emergency expenditures (N.I.R.).....		(⁶)		216,000	225,000	
Uintah Reservation, Utah.....	23,000			23,000		

⁶ \$6,164,050 allotted by Federal Emergency Administration of Public Works from appropriation for National Industrial Recovery, 1933-35.

No. 3.—*Estimates of appropriations and expenditures, by organization units, for the fiscal year 1935, compared with prior years—Continued*

TABLE A.—GENERAL AND SPECIAL FUNDS—Continued

	Estimates of appropria- tions, 1935	Appropriations, 1934	Appropriations, 1933	EXPENDITURES		
				Estimated, 1935	Estimated, 1934	Actual, 1933
DEPARTMENT OF THE INTERIOR—Continued						
Bureau of Indian Affairs—Continued.						
Education:						
Indian school support.....	\$3,831,450	\$3,590,800	\$3,521,500.00	\$3,831,400	\$3,667,800	\$3,245,617.66
Indian school subsistence, summer months.....	45,000	90,000	98,000.00	45,000	50,000	84,202.95
Indian school transportation.....	60,000	95,000	100,000.00	60,000	80,000	73,175.17
Indian school buildings.....	272,000	494,100	517,000.00	272,000	271,800	518,106.17
<i>Emergency expenditures (N.I.R.).....</i>		(⁶)		<i>1,798,500</i>	<i>2,121,300</i>	
Indian boarding schools (nonreservation).....	2,513,680	3,755,000	4,897,000.00	2,513,600	2,815,400	4,503,304.64
<i>Emergency expenditures (N.I.R.).....</i>		(⁶)		<i>112,000</i>	<i>280,200</i>	
Indian schools, Five Civilized Tribes.....	394,000	387,680	400,000.00	394,000	391,600	387,664.48
Education, Sioux Nation.....	301,835	373,650	350,000.00	301,800	355,200	365,495.24
Education of natives in Alaska.....	572,600	600,000	650,000.00	572,600	457,100	653,722.63
<i>Emergency expenditures (N.I.R.).....</i>		(⁶)		<i>55,000</i>	<i>105,000</i>	
Conservation of health:						
Conservation of health among Indians.....	2,985,420	2,996,200	3,213,000.00	2,985,400	2,852,700	3,241,250.87
<i>Emergency expenditures (N.I.R.).....</i>		(⁶)		<i>94,900</i>	<i>207,000</i>	
Clinical survey of disease conditions among Indians.....	20,000	25,000	50,000.00	20,000	20,000	11,268.58
Medical relief in Alaska.....	263,555	281,600	281,800.00	263,500	209,800	259,305.07
Asylum for insane Indians, Canton, S.Dak.....			40,000.00			38,587.69
General support and administration of Indian property:						
General support and administration.....	1,624,040	1,590,900	1,585,000.00	1,624,000	1,425,600	1,531,996.68
Fulfilling treaties with Indians.....	517,775	551,000	571,300.00	517,700	500,400	550,701.16
Roads and bridges:						
Roads, Indian reservations.....		250,000	400,000.00		1,800	338,290.49
<i>Emergency expenditures (N.I.R.).....</i>		(⁷)		<i>1,000,000</i>	<i>3,000,000</i>	
Gallup-Shiprock Highway, Navajo Reservation, NM.....	20,000	20,000	20,000.00	20,000	18,000	19,397.38
Monuments.....						
Annuity and per capita payments.....	22,020	31,020	31,020.00	22,000	31,000	5,753.79
Road, Wind River Reservation, Wyo., emergency construction.....					21,000	23,055.10
Roads, Indian reservations, emergency construction.....			1,000,000.00			79,664.44
Administration, Indian forests, emergency construction.....						782,068.40
Telephone lines, South Navajo Reservation, Ariz., emergency construction.....						52.47
Compensation of non-Indian claimants.....			232,086.80		232,000	—70.65
Claims of individual Sioux Indians.....			19,357.00		15,000	
Claims and judgments.....						7,921.80
Private relief acts.....						4,093.73
Claims for damages.....						13,381.00
						1,377.98
Total, general.....				16,284,600	16,334,400	
Total, emergency.....		(⁸)		<i>5,992,200</i>	<i>9,204,800</i>	
Total, annual appropriations.....	16,285,390	18,966,545.67	22,412,185.15	22,276,800	25,539,200	21,522,479.16
Permanent appropriations:						
Interest on Indian trust funds.....	600,000	760,000	800,000.00	600,000	551,000	660,287.00
Civilization of the Sioux Indians.....	190,000	200,000	150,000.00	190,000	370,000	254,664.18
Indian Service supply fund.....						—76,218.73
Maintenance, construction charges, etc., irrigation systems (special funds).....	311,500			311,500	633,700	355,904.84
Annette Islands Reserve, Alaska, fund from leases (special fund).....	10,000	15,000	20,000.00	10,000	15,000	5,234.20
Special deposit accounts (special fund).....						—4.12
Total, Bureau of Indian Affairs.....	17,396,890	19,941,545.67	23,382,185.15	23,388,300	27,108,900	22,722,346.53
Bureau of Reclamation:						
Colorado River front work and levee system.....		48,000		75,000	85,600	55,681.99
Boulder Canyon project.....		8,000,000	13,000,000.00		4,076,900	10,732,383.90
<i>Boulder Canyon project, emergency expenditures (N.I.R.).....</i>		(⁹)		<i>24,000,000</i>	<i>5,450,000</i>	
Hoover Dam, Boulder Canyon project, emergency construction.....			10,000,000.00		1,023,100	8,976,913.58
Advances to the reclamation fund.....						
Flood protection, Palo Verde Valley, Calif.....			50,000.00		6,600	43,424.58
<i>All-American Canal, emergency expenditures (N.I.R.).....</i>		(¹⁰)		<i>5,430,000</i>	<i>570,000</i>	
		8,048,000	23,050,000.00	29,505,000	11,212,200	19,808,404.05

* Included in allotment of \$5,033,000 by Federal Emergency Administration for Public Works from appropriation for National Industrial Recovery, 1933-35.

Allotted by Federal Emergency Administration of Public Works from appropriation for National Industrial Recovery, 1933-35:

† \$4,000,000; ‡ \$15,197,050; § \$38,000,000; ¶ \$6,000,000.

No. 3.—*Estimates of appropriations and expenditures, by organization units, for the fiscal year 1935, compared with prior years—Continued*

TABLE A.—GENERAL AND SPECIAL FUNDS—Continued

	Estimates of appropria- tions, 1935	Appropriations, 1934	Appropriations, 1933	EXPENDITURES		
				Estimated, 1935	Estimated, 1934	Actual, 1933
DEPARTMENT OF THE INTERIOR—Continued						
Bureau of Reclamation—Continued.						
Reclamation fund (special fund):						
Commissioner of Reclamation, and other personal services.....	\$101,850	\$146,700	\$160,000.00	\$101,800	\$120,000	\$126,181.54
Yuma project, Arizona-California.....	37,200	66,500	70,000.00	175,000	169,300	160,334.41
Examination and inspection of projects.....				1,000	1,000	2,399.56
Orland project, California.....	33,500	35,200	35,000.00	34,000	32,600	34,983.72
Grand Valley project, Colorado.....				36,000	35,000	201,134.20
Uncompahgre project, Colorado.....						10,455.44
Boise project, Idaho.....	26,100	28,300	35,000.00	40,000	31,200	26,912.09
Boise project, Idaho, emergency expenditures (N.I.R.).....				100,000		
Minidoka project, Idaho.....	11,200	12,300	157,453.43	200,000	200,000	304,306.28
Bitter Root project, Montana.....		100,000	100,000.00		10,000	80,669.36
Bitter Root project, Montana, emergency expenditures (N.I.R.).....				55,000	45,000	
Milk River project, Montana.....		14,200	31,000.00	40,000	40,000	54,123.55
Milk River project, Montana, emergency expenditures (N.I.R.).....				5,000	60,000	
Sun River project, Montana.....					2,400	44,293.88
Sun River project, Montana, emergency expenditures (N.I.R.).....				350,000	250,000	
Lower Yellowstone project, Montana-North Dakota.....						475.42
North Platte project, Nebraska-Wyoming.....				80,000	138,000	84,111.36
Carlsbad project, New Mexico.....			25,000.00	45,000	41,000	36,771.00
Rio Grande project, New Mexico-Texas.....	307,000	305,000	346,000.00	305,000	306,000	294,225.98
Rio Grande project, New Mexico-Texas, emergency expenditures (N.I.R.).....		(11)		300,000	200,000	
Owyhee project, Oregon.....	9,300	1,577,000	500,000.00	9,000	250,000	1,791,569.12
Owyhee project, Oregon, emergency expenditures (N.I.R.).....		(11)		3,420,000	1,586,000	
Baker project, Oregon.....						1,535.06
Vale project, Oregon.....	13,900	19,000	20,000.00	13,900	18,700	91,328.84
Vale project, Oregon, emergency expenditures (N.I.R.).....		(11)		690,000	510,000	
Umatilla project, Oregon.....				4,000	4,000	3,301.65
Klamath project, Oregon-California.....	40,900	45,500	120,000.00	100,000	130,000	192,377.83
Belle Fourche project, South Dakota.....					36,500	70,640.05
Salt Lake Basin project, Utah, second division.....					86,800	1,545.50
Yakima project, Washington.....	246,400	620,000	750,000.00	246,000	725,000	1,397,316.38
Yakima project (Kittitas division), Washington.....			40,000.00		65,000	280,962.92
Yakima project (Kennewick Highlands unit), Washington.....						
Riverton project, Wyoming.....	23,300	21,060	17,500.00	45,500	38,000	36,357.68
Shoshone project, Wyoming.....	12,100	12,300	10,000.00	38,000	40,000	58,186.81
Secondary projects:						
Cooperative and general investigations.....			25,000.00	50,000	70,000	89,668.90
Physical improvements, Denver office, emergency expenditures (N.I.R.).....					20,000	
Grand Coulee dam project, emergency expenditures (N.I.R.).....		(11)		13,325,000	1,675,000	
Ellensburg dam project, emergency expenditures (N.I.R.).....		(11)		10,000	50,000	
Casper-Alcova project, emergency expenditures (N.I.R.).....		(11)		6,000,000	1,042,000	
Yuma project, Arizona-California, emergency expenditures (N.I.R.).....		(11)		20,000	100,000	
Upper Snake River storage, emergency expenditures (N.I.R.).....		(11)		2,525,000	275,000	
Minidoka-Gooding project, Idaho, emergency expenditures (N.I.R.).....		(11)		320,000	80,000	
Chain Lakes storage, Montana, emergency expenditures (N.I.R.).....		(11)		840,000	160,000	
Newlands project, Nevada, emergency expenditures (N.I.R.).....				604,000	96,000	
Humboldt River storage, Nevada, emergency expenditures (N.I.R.).....		(11)		1,535,000	465,000	
Stanfield project, Oregon, emergency expenditures (N.I.R.).....					100,000	
Hyrum storage, Utah, emergency expenditures (N.I.R.).....		(11)		480,000	450,000	
Ogden River storage, Utah, emergency expenditures (N.I.R.).....		(11)		1,880,000	1,120,000	
Ronald dam project, Washington, emergency expenditures (N.I.R.).....		(11)		86,000		
Giving information to settlers.....				1,000	1,000	1,295.45
Miscellaneous items.....						141,184.81
Total, general.....	862,750	3,003,000	2,441,953.43	1,565,200	2,591,500	5,618,648.79
Total, emergency.....		(11)		32,545,000	8,078,000	
Reimbursements from appropriations.....						214,661.85
Auxiliary reclamation fund, Yuma project, Arizona.....				25,000	25,000	5,403,986.94
Special deposit accounts.....						18,657.57
						-6,481.12

¹¹ \$48,895,000 allotted by Federal Emergency Administration of Public Works from appropriation for National Industrial Recovery, 1933-35.

No. 3.—*Estimates of appropriations and expenditures, by organization units, for the fiscal year 1935, compared with prior years—Continued*

TABLE A.—GENERAL AND SPECIAL FUNDS—Continued

	Estimates of appropria- tions, 1935	Appropriations, 1934	Appropriations, 1933	EXPENDITURES		
				Estimated, 1935	Estimated, 1934	Actual, 1933
DEPARTMENT OF THE INTERIOR—Continued						
Bureau of Reclamation—Continued.						
Colorado River Dam fund:						
Boulder Canyon project.....					\$5, 100, 000	\$19, 689, 644. 43
Deduct amount transferred from general fund.....					5, 100, 000	19, 709, 297. 48
Net, Colorado River Dam fund.....						—19, 653. 05
Total, special funds, Bureau of Reclamation, net.....	\$862, 750	\$3, 003, 000	\$2, 441, 953. 43	\$34, 135, 200	10, 694, 500	5, 396, 510. 34
Total, general.....	862, 750	3, 003, 000	2, 441, 953. 43	1, 665, 200	7, 808, 700	5, 396, 510. 34
Total, emergency.....		(12)		61, 975, 000	14, 088, 000	
Total, Bureau of Reclamation.....	862, 750	11, 051, 000	25, 491, 953. 43	63, 640, 200	21, 906, 700	25, 204, 914. 39
Geological Survey:						
Salaries.....	112, 500	125, 000	125, 000. 00	112, 500	106, 600	143, 692. 02
General expenses:						
Topographic surveys.....	112, 140	450, 000	366, 000. 00	112, 000	281, 000	521, 541. 11
Topographic surveys, emergency expenditures (N.I.R.).....		(13)		1, 216, 500	1, 120, 000	
Geologic surveys and chemical and physical researches.....	289, 440	300, 000	325, 000. 00	290, 000	275, 600	368, 344. 23
Geologic surveys and chemical and physical researches, emer- gency expenditures (N.I.R.).....		(14)			5, 000	
Fundamental research in geologic science.....			40, 000. 00			45, 298. 09
Volcanologic surveys.....	6, 030	12, 500	15, 000. 00	6, 000	6, 000	17, 199. 15
Volcanologic surveys, emergency expenditures (N.I.R.).....		(15)			1, 200	
Continuation of investigation of mineral resources of Alaska.....	29, 150	30, 000	60, 000. 00	29, 000	28, 200	63, 634. 08
Gaging streams.....	337, 650	540, 000	600, 000. 00	337, 600	340, 000	672, 473. 41
Gaging streams, emergency expenditures (N.I.R.).....		(16)		201, 200	468, 700	
Classification of lands.....	93, 450	100, 000	175, 000. 00	93, 000	93, 200	183, 308. 09
Printing and binding.....	75, 000	110, 000	120, 000. 00	75, 000	75, 000	94, 965. 97
Preparations of illustrations.....	14, 740	15, 000	20, 000. 00	14, 300	13, 900	22, 710. 33
Engraving and printing geologic and topographic maps.....	78, 390	85, 000	110, 000. 00	79, 000	75, 200	126, 497. 70
Engraving and printing geologic and topographic maps, emer- gency expenditures (N.I.R.).....		(17)		53, 500	35, 000	
Enforcement of mineral leasing acts.....	173, 700	225, 000	225, 000. 00	173, 700	180, 000	255, 156. 15
Enforcement of mineral leasing acts, emergency expenditures (N.I.R.).....		(18)		302, 200	337, 700	
Total, general.....				1, 322, 100	1, 474, 700	
Total, emergency.....				1, 773, 400	1, 967, 600	
Total, Geological Survey.....	1, 322, 190	1, 992, 500	2, 181, 000. 00	3, 095, 500	3, 442, 300	2, 514, 820. 33
Office of National Parks, Buildings, and Reservations:						
Salaries.....	148, 390	160, 000	174, 620. 00	148, 000	150, 000	154, 501. 15
General expenses.....	24, 500	25, 000	37, 000. 00	24, 500	25, 000	35, 941. 00
Acadia National Park.....	41, 470	55, 000	59, 400. 00	41, 000	42, 000	53, 204. 90
Bryce Canyon National Park.....	10, 490	13, 790	14, 800. 00	10, 500	11, 000	11, 462. 92
Carlsbad Caverns National Park.....	52, 330	68, 330	128, 800. 00	52, 000	51, 000	152, 304. 79
Crater Lake National Park.....	48, 190	61, 670	88, 000. 00	48, 000	47, 000	84, 421. 77
General Grant National Park.....	11, 750	15, 000	21, 900. 00	11, 800	12, 000	17, 956. 23
Glacier National Park.....	151, 660	200, 000	224, 200. 00	151, 000	150, 000	138, 087. 79
Grand Canyon National Park.....	102, 400	135, 890	150, 000. 00	102, 000	100, 000	122, 985. 74
Grand Teton National Park.....	15, 620	20, 000	29, 900. 00	15, 600	15, 000	22, 770. 37
Great Smoky Mountains National Park.....	22, 270	28, 430	30, 000. 00	22, 200	22, 000	27, 047. 03
Hawaii National Park.....	35, 350	46, 270	49, 100. 00	35, 300	35, 000	47, 423. 95
Hot Springs National Park.....	64, 330	82, 680	87, 700. 00	64, 000	65, 000	75, 632. 38
Lassen Volcanic National Park.....	20, 860	26, 500	43, 100. 00	21, 000	21, 000	38, 128. 02
Mesa Verde National Park.....	39, 760	50, 700	70, 900. 00	40, 000	40, 000	85, 758. 60
Mount McKinley National Park.....	22, 270	28, 480	35, 600. 00	22, 200	22, 000	29, 735. 15
Mount Rainier National Park.....	107, 730	142, 050	225, 100. 00	108, 000	110, 000	196, 954. 72
Platt National Park.....	19, 150	28, 520	31, 600. 00	19, 000	22, 000	27, 682. 64
Rocky Mountain National Park.....	73, 370	96, 190	112, 300. 00	74, 000	75, 000	104, 460. 04
Sequoia National Park.....	86, 700	111, 500	129, 800. 00	87, 000	90, 000	107, 890. 90
Proposed Shenandoah National Park.....	27, 680		80, 000. 00	27, 600	35, 000	
Wind Cave National Park.....	14, 020	18, 160	20, 600. 00	14, 000	14, 000	17, 942. 95
Yellowstone National Park.....	348, 490	464, 500	528, 800. 00	350, 000	375, 000	509, 028. 78
Yosemite National Park.....	250, 070	333, 500	399, 200. 00	250, 000	282, 000	386, 659. 37
Zion National Park.....	35, 940	47, 440	46, 600. 00	36, 000	36, 000	45, 398. 35

Allotted by Federal Emergency Administration of Public Works from appropriation for National Industrial Recovery, 1933-35:

¹² \$92,895,000; ¹³ \$2,336,500; ¹⁴ \$5,000; ¹⁵ \$1,200; ¹⁶ \$670,000; ¹⁷ \$88,500; ¹⁸ \$639,874.

No. 3.—*Estimates of appropriations and expenditures, by organization units, for the fiscal year 1935, compared with prior years—Continued*

TABLE A.—GENERAL AND SPECIAL FUNDS—Continued

	Estimates of appropria- tions, 1935	Appropriations, 1934	Appropriations, 1933	EXPENDITURES		
				Estimated, 1935	Estimated, 1934	Actual, 1933
DEPARTMENT OF THE INTERIOR—Continued						
Office of National Parks, Buildings, and Reservations—Con.						
<i>National parks, buildings, and reservations, emergency expenditures (N.I.R.)</i>		(12)		\$1,700,000	\$1,960,000	
National monuments.....	\$82,760	\$89,060	\$93,800.00	80,000	65,000	\$113,609.92
National historical parks and monuments.....	77,350	78,860	103,619.00	77,500		
George Washington Birthplace National Monument.....					16,000	35,622.61
Emergency reconstruction and fighting forest fires in national parks.....	25,000	50,000	150,000.00	25,000	75,000	38,141.31
Purchase of lands, national parks.....				133,000	25,000	238,161.47
Extension of winter-feed facilities of game animals of Yellowstone National Park.....						477.50
Forest protection and fire prevention.....	69,600	147,000	140,000.00	69,000	115,000	147,167.63
Salaries, National Park Commissioners.....	17,750	18,150	20,000.00	17,700	17,000	3,894.41
National military parks, battlefields, and cemeteries.....	160,030	229,883	238,614.00	160,000		
National military monuments.....	33,770	36,223	37,984.00	33,000		
Roads and trails, national parks.....		2,435,700	4,500 000.00	100,000	1,600,800	5,305,038.26
<i>Roads and trails, national parks, emergency expenditures (N.I.R.)</i>		(20)		9,750,000	6,470,600	
Roads and trails, national parks, emergency construction.....			3,000,000.00	128,800	1,349,200	1,021,159.41
Salaries and expenses, public buildings and grounds in the District of Columbia.....	4,054,000	22 3,600,500	23 4,497,415.81	4,054,000	4,298,900	
<i>Repairs to White House, emergency expenditures (N.I.R.)</i>		(21)			6,000	
Salaries and expenses, public buildings outside the District of Columbia.....	78,590			78,500	92,200	
Permanent appropriations:						
National Park Service, donations (special fund).....				250,000	150,000	36,702.34
Funds contributed for extension of winter-feed facilities of game animals of Yellowstone National Park (special fund).....						
Proceeds of sales of town lots, Hot Springs Reservation (special fund).....						
Total, general.....	6,373,640	8,944,976	15,600,452.81	6,981,200	9,651,100	9,433,354.40
Total, emergency.....				11,450,000	8,436,600	
Total, Office of National Parks, Buildings, and Reservations.....	6,373,640	8,944,976	15,600,452.81	18,431,200	18,087,700	9,433,354.40
Office of Education:						
Salaries, Office of Education.....	220,500	250,000	250,000.00	220,500	210,000	252,713.83
General expenses.....	12,500	20,000	20,000.00	12,500	12,500	18,568.77
Investigation of secondary education.....						17,841.69
Investigation of teacher-training.....			50,000.00		17,000	46,168.76
Investigation of school finance.....						6,572.13
Total, annual appropriations.....	233,000	270,000	320,000.00	233,000	239,500	341,865.18
Permanent appropriation:						
Colleges for agriculture and the mechanic arts.....	1,912,500	2,550,000	2,550,000.00	1,912,500	1,912,500	2,550,000.00
Total, Office of Education.....	2,145,500	2,820,000	2,870,000.00	2,145,500	2,152,000	2,891,865.18
Federal Board for Vocational Education:²⁴						
Salaries and expenses, Federal Board for Vocational Education.....		68,000	85,000.00		65,000	
Promotion of vocational education in Hawaii.....	22,500	25,700	30,000.00	22,500	25,700	
Promotion of vocational education in Puerto Rico.....	78,750	84,000	75,000.00	77,000	64,000	
Cooperative vocational education in agriculture and home economics.....		1,275,000	1,500,000.00		1,250,000	
Cooperative vocational rehabilitation of persons disabled in industry.....	822,750	969,000	1,097,000.00	822,700	893,900	
Salaries and expenses, vocational rehabilitation of persons disabled in industry.....	55,060	55,000	65,000.00	55,000	55,000	
Cooperative vocational rehabilitation, District of Columbia.....	10,740	11,000	12,000.00	10,700	11,000	
Judgments and claims.....			.50			
Total, annual appropriations.....	989,800	2,487,700	2,864,000.50	987,900	2,364,600	

¹⁹ \$4,375,342 allotted by Federal Emergency Administration of Public Works from appropriation for National Industrial Recovery, 1933-35.

²⁰ \$20,630,650 allotted by Federal Emergency Administration of Public Works from appropriation for National Industrial Recovery, 1933-35.

²¹ \$6,000 allotted by Federal Emergency Administration of Public Works from appropriation for National Industrial Recovery, 1933-35.

²² Includes \$3,322,500 appropriated for public buildings and public parks for the National Capital and \$80,000 appropriated for Public Buildings Commission and \$198,000 appropriated for Arlington Memorial Bridge Commission.

²³ Includes \$4,057,415.81 appropriated for public buildings and public parks for the National Capital and \$100,000 appropriated for Public Buildings Commission and \$340,000 appropriated for Arlington Memorial Bridge Commission.

²⁴ Transferred from independent offices under Executive Order No. 6166, June 10, 1933.

No. 3.—*Estimates of appropriations and expenditures, by organization units, for the fiscal year 1935, compared with prior years—Continued*

TABLE A.—GENERAL AND SPECIAL FUNDS—Continued

	Estimates of appropria- tions, 1935	Appropriations, 1934	Appropriations, 1933	EXPENDITURES		
				Estimated, 1935	Estimated, 1934	Actual, 1933
DEPARTMENT OF THE INTERIOR—Continued						
Federal Board for Vocational Education—Continued.						
Permanent appropriations:						
Salaries and expenses, Board proper.....	\$137,560	\$175,000	\$200,000.00	\$137,500	\$161,000	-----
Cooperative education in agriculture.....	2,270,250	2,520,000	2,724,300.00	2,270,200	2,465,000	-----
Cooperative education in trades and industry.....	2,287,500	2,510,000	2,745,000.00	2,287,500	2,410,000	-----
Cooperative education, teacher training.....	817,500	910,000	981,000.00	817,500	870,000	-----
Total, Federal Board for Vocational Education.....	6,502,610	8,602,700	9,514,300.50	6,500,600	8,270,600	-----
Total, Office of Education.....	2,145,500	2,820,000	2,870,000.00	2,145,500	2,152,500	-----
Total under Office of Education, including Federal Board for Vocational Education.....	8,648,110	11,422,700	12,384,300.50	8,646,100	10,422,600	-----
Government in the Territories:						
Salaries, Governor and secretary, Territory of Alaska.....	14,040	14,140	15,600.00	14,000	13,200	\$20,399.52
Contingent expenses, Territory of Alaska.....	14,720	16,520	17,500.00	14,700	14,000	15,405.90
Legislative expenses, Territory of Alaska.....	42,320	-----	46,000.00	42,300	-----	35,352.39
Reindeer for Alaska.....	30,520	32,400	34,300.00	30,500	29,600	30,344.82
Care and custody of insane, Alaska.....	178,340	161,600	168,000.00	178,300	161,600	167,874.12
Suppressing traffic in intoxicating liquors, Alaska.....	-----	11,370	12,000.00	-----	-----	10,522.83
Construction and maintenance of roads, bridges, and trails, Alaska.....	452,000	469,300	494,310.00	452,000	450,300	448,567.71
Alaska Railroad fund.....	1,000	250,000	450,000.00	1,000	408,600	560,620.00
Alaska Railroad, emergency expenditures (N.I.R.).....	-----	(26)	-----	72,400	137,600	-----
Salaries, Governor and secretary of Hawaii.....	14,220	14,320	15,800.00	14,200	13,400	14,219.74
Contingent expenses, Territory of Hawaii.....	5,490	5,850	6,100.00	5,400	5,500	4,854.67
Legislative expenses, Territory of Hawaii.....	42,500	-----	47,000.00	42,500	-----	44,158.97
Temporary government for the Virgin Islands:						
Salaries.....	117,840	134,750	150,613.00	117,800	113,000	136,033.00
Agricultural experiment station and vocational school.....	32,670	25,000	25,000.00	32,600	30,000	44,352.00
Defraying deficits of municipal governments.....	172,600	197,000	236,387.00	172,600	164,600	218,437.00
Special projects.....	14,350	15,000	15,000.00	14,400	40,200	166,878.77
Emergency expenditures (N.I.R.).....	-----	(25)	-----	-----	262,800	-----
Working fund (Alaska Road Commission).....	-----	-----	-----	-----	-----	-7,000.00
Alaska Road Commission, emergency expenditures (N.I.R.).....	-----	(27)	-----	371,000	975,000	-----
Total, general.....	-----	-----	-----	1,132,300	1,444,000	-----
Total, emergency.....	-----	-----	-----	443,400	1,375,400	-----
Total annual appropriations.....	1,132,610	1,347,250	1,733,610.00	1,575,700	2,819,400	1,911,021.44
Permanent appropriations:						
Special funds:						
Public schools, Alaska fund.....	50,000	50,000	55,000.00	50,000	50,000	33,668.46
Alaska Railroad.....	1,247,000	1,209,500	1,291,300.00	1,137,700	1,205,000	1,390,912.56
Wagon roads, bridges, and trails, Alaska fund.....	130,000	121,800	130,000.00	121,800	115,200	161,767.40
Funds contributed for improvement of roads, etc., in Alaska.....	-----	-----	-----	-----	-----	6,370.68
Special deposit accounts.....	-----	-----	-----	-----	-----	-7,080.24
Total, government in the Territories, including Alaska Railroad.....	2,559,610	2,728,550	3,209,910.00	2,885,200	4,189,600	3,496,660.30
St. Elizabeths Hospital:						
Salaries and expenses.....	1,064,961	1,116,700	1,245,653.00	1,064,900	1,013,800	648,809.33
Medical and surgical building.....	-----	-----	-----	-----	-----	16,701.98
Buildings, St. Elizabeths Hospital.....	-----	-----	-----	-----	419,400	676,976.98
Tuberculosis building, emergency construction.....	-----	-----	-----	-----	-----	43,338.10
Female Receiving Building, emergency expenditures (N.I.R.).....	-----	(28)	} 493,300	} 436,700	{	-----
Recondition of structures, emergency expenditures (N.I.R.).....	-----	(29)				-----
Replacement of boilers and remodeling power plant, emergency expenditures (N.I.R.).....	-----	(30)				-----
Total, St. Elizabeths Hospital.....	1,064,961	1,116,700	1,245,653.00	1,558,200	1,869,900	1,385,826.39
Columbia Institution for the Deaf:						
Columbia Institution for the Deaf.....	119,600	122,200	128,000.00	119,600	115,400	120,389.29
Emergency expenditures (N.I.R.).....	-----	(31)	-----	-----	10,000	-----

Allotted by Federal Emergency Administration of Public Works from appropriation for National Industrial Recovery 1933-35:

²⁵ \$262,850; ²⁶ \$210,008; ²⁷ \$1,346,000; ²⁸ \$750,000; ²⁹ \$100,000; ³⁰ \$80,000; ³¹ \$10,000.

No. 3.—*Estimates of appropriations and expenditures, by organization units, for the fiscal year 1935, compared with prior years—Continued*

TABLE A.—GENERAL AND SPECIAL FUNDS—Continued

	Estimates of appropria- tions, 1935	Appropriations, 1934	Appropriations, 1933	EXPENDITURES		
				Estimated, 1935	Estimated, 1934	Actual, 1933
DEPARTMENT OF THE INTERIOR —Continued						
Howard University:						
Salaries and general expenses.....	\$605,000	\$632,500	\$675,000.00	\$605,000	\$585,000	\$673,357.62
Dormitory buildings.....						9,941.74
Educational classroom building.....						11,337.22
Power plant, underground service.....		460,000			15,000	199,482.03
Library building.....						6,758.17
Emergency construction.....						143,061.76
Total, general.....	605,000	1,092,500	675,000.00	605,000	600,000	1,043,938.54
Structures, emergency expenditures (N.I.R.).....		(³²)		1,163,100	1,115,700	
Total, Howard University.....	605,000	1,092,500	675,000.00	1,768,100	1,715,700	1,043,938.54
Freedmen's Hospital:						
Emergency expenditures (N.I.R.).....	258,150	276,130	293,480.00	258,000	260,000	135,588.87
		(³³)			85,000	
Total, Freedmen's Hospital.....	258,150	276,130	293,480.00	258,000	345,000	135,588.87
Miscellaneous:						
Damage claims.....			1,333.93			114.30
Judgments and claims.....			5,261.00			16,817.38
Private relief acts.....			32,409.26			22,890.88
Special deposit accounts.....						20,499.97
Special deposit accounts (special funds).....						—52,123.20
Total, miscellaneous.....			39,004.19			8,199.33
SUMMARY						
General.....	42,530.016	63,014,071.67	89,307,419.08	43,845,800	56,166,100	73,494,403.07
Emergency.....		(³⁴)		102,730,400	48,548,800	
Adjustment between cash expenditures and checks issued.....						+1,085,313.55
Total, Department of the Interior.....	42,530.016	63,014,071.67	89,307,419.08	146,576,200	104,514,900	74,579,716.62
Annual appropriations.....	31,209,456	50,479,271.67	75,995,819.08			
Permanent appropriations.....	11,320,560	12,534,800.00	13,311,600.00			
Total, Department of the Interior.....	42,530,016	63,014,071.67	89,307,419.08			

Allotted by Federal Emergency Administration of Public Works from appropriation for National Industrial Recovery, 1933-35:

³² \$2,278,811; ³³ \$85,000; ³⁴ \$173,026,785.

No. 3.—*Estimates of appropriations and expenditures, by organization units, for the fiscal year 1935, compared with prior years—Continued*

[Annual appropriations, general fund, except as otherwise indicated. Items in italics represent emergency expenditures according to the classification of such expenditures in Budget Statement No. 1, table B]

TABLE A.—GENERAL AND SPECIAL FUNDS—Continued

	Estimates of appropriations, 1935	Appropriations, 1934	Appropriations, 1933	EXPENDITURES		
				Estimated, 1935	Estimated, 1934	Actual, 1933
DEPARTMENT OF JUSTICE						
Office of the Attorney General:						
Salaries.....	\$1,044,230.00	\$1,134,000.00	\$1,134,000.00	\$1,044,200.00	\$977,900.00	\$1,099,416.05
Contingent and miscellaneous expenses.....	121,500.00	102,500.00	97,500.00	121,500.00	111,900.00	100,913.63
Rent of buildings.....		122,000.00	122,000.00		125,700.00	129,703.31
Printing and binding.....	275,000.00	300,000.00	300,000.00	275,000.00	292,500.00	279,214.06
Protecting interests of the United States in customs matters.....	99,800.00	101,500.00	110,000.00	99,800.00	93,800.00	97,075.92
Defending suits and claims against the United States.....	50,000.00	60,000.00	60,000.00	50,000.00	40,000.00	44,934.23
Detection and prosecution of crimes ¹						
Salaries and expenses, Division of Accounts.....	192,365.00	196,000.00	200,000.00	192,300.00	182,300.00	198,527.41
Enforcement of antitrust laws.....	289,700.00	153,633.00	150,000.00	289,700.00	141,600.00	156,570.21
Salaries and expenses, Bureau of Prisons.....	197,300.00	204,000.00	215,000.00	197,300.00	189,100.00	202,166.35
Salaries and expenses, Bureau of Prohibition ¹						
Salaries and expenses, Division of Investigation.....	4,697,300.00	11,029,500.00	13,025,000.00	4,697,300.00	6,549,300.00	11,407,161.81
Protecting interests of the United States under settlement of War Claims Act.....						13.14
Private relief acts.....			1,987.66			
Salaries and expenses, veterans' insurance litigation ²	851,100.00			851,100.00	585,500.00	
Total, office of the Attorney General.....	7,818,295.00	13,403,133.00	15,415,487.66	7,818,200.00	9,289,600.00	13,715,696.12
The Judiciary:						
Salaries and expenses, Supreme Court.....	339,776.00	315,173.00	324,500.00	339,700.00	306,800.00	314,299.92
Salaries and expenses of judges.....	2,338,250.00	2,328,417.00	2,174,000.00	2,338,200.00	2,281,500.00	2,168,726.65
Court of Customs and Patent Appeals.....	100,040.00	94,800.00	109,500.00	100,000.00	87,900.00	83,308.67
Customs Court.....	223,260.00	227,000.00	248,000.00	223,200.00	209,600.00	209,793.00
Court of Claims.....	196,070.00	194,500.00	237,500.00	196,000.00	182,100.00	200,273.36
Territorial courts, Hawaii.....	79,650.00	81,167.00	88,500.00	79,000.00	75,200.00	73,444.74
Salaries, fees, and expenses of marshals.....	2,971,730.00	3,935,500.00	4,100,000.00	2,971,700.00	3,039,900.00	3,536,564.96
Salaries and expenses of attorneys.....	2,944,590.00	3,385,737.00	3,410,000.00	2,944,600.00	2,674,600.00	3,252,584.35
Salaries and expenses of clerks of circuit and district courts.....	1,807,060.00	1,856,580.00	1,925,000.00	1,807,000.00	1,713,000.00	1,913,187.78
Fees of commissioners.....	405,000.00	550,000.00	550,000.00	405,000.00	480,000.00	612,785.27
Fees of jurors and witnesses.....	2,250,000.00	3,135,000.00	3,750,000.00	2,250,000.00	2,350,000.00	2,480,470.69
Pay of bailiffs.....	247,430.00	253,000.00	400,000.00	247,400.00	236,300.00	354,404.55
Miscellaneous expenses of United States courts.....	827,460.00	884,000.00	900,000.00	827,400.00	846,600.00	831,850.92
Rent.....	55,000.00	73,500.00	90,000.00	55,000.00	73,500.00	87,377.70
Supplies and books.....	155,000.00	160,000.00	150,000.00	155,000.00	159,000.00	158,360.48
Miscellaneous judgments, claims, etc.....			17,559.51			28,154.46
Private relief acts.....			2,562.41			9,100.07
Special deposit accounts.....						200,261.76
Salaries, District Court, Panama Canal Zone ³	41,205.00	45,785.00	45,785.00	42,400.00	33,100.00	
United States Court for China ⁴	42,440.00	32,000.00	35,000.00	41,200.00	27,100.00	
Total, annual appropriations.....	15,023,951.00	17,552,159.00	18,557,906.92	15,022,800.00	14,776,200.00	16,514,949.33
Permanent appropriations:						
Return of unclaimed moneys deposited by clerks of courts.....				7,500.00	7,500.00	7,390.70
Refunding moneys erroneously received and covered.....				6,000.00	6,000.00	6,131.72
Total, the Judiciary.....	15,023,951.00	17,552,159.00	18,557,906.92	15,036,300.00	14,789,700.00	16,528,471.75
Penal and correctional institutions:						
United States Penitentiary, Leavenworth, Kans.....	1,181,020.00	1,473,400.00	1,653,000.00	1,181,000.00	1,320,200.00	1,435,199.70
United States Penitentiary, Leavenworth, Kans., emergency expenditures (N.I.R.).....		(⁵)			92,000.00	
United States Penitentiary, Atlanta, Ga.....	700,800.00	920,000.00	1,053,500.00	700,800.00	783,900.00	880,379.61
United States Penitentiary, Atlanta, Ga., emergency expenditures (N.I.R.).....		(⁶)			210,000.00	
United States Penitentiary, McNeil Island, Wash.....	398,885.00	406,400.00	460,500.00	398,900.00	438,300.00	541,509.98
United States Penitentiary, McNeil Island, Wash., emergency expenditures (N.I.R.).....		(⁷)			86,000.00	
United States Northeastern Penitentiary.....	498,130.00	493,000.00	440,000.00	498,100.00	513,600.00	1,572,476.86

¹ Consolidated under appropriation "Salaries and expenses, Division of Investigation."² Transferred from Veterans' Administration under Executive Order No. 6166 of June 10, 1933. Appropriations for 1934 and prior years made under Veterans' Administration.³ Transferred from Panama Canal, War Department, under Executive Order No. 6166, June 10, 1933.⁴ Transferred from Department of State under Executive Order No. 6166, June 10, 1933.

Allotted by Federal Emergency Administration of Public Works from appropriation for National Industrial Recovery, 1933-35:

⁵ \$92,000; ⁶ \$210,000; ⁷ \$36,000.

No. 3.—*Estimates of appropriations and expenditures, by organization units, for the fiscal year 1935, compared with prior years—Continued*

TABLE A.—GENERAL AND SPECIAL FUNDS—Continued

	Estimate of appropriations, 1935	Appropriations, 1934	Appropriations, 1933	EXPENDITURES		
				Estimated, 1935	Estimated, 1934	Actual, 1933
DEPARTMENT OF JUSTICE—Continued						
Penal and correctional institutions—Continued.						
<i>United States Northeastern Penitentiary, emergency expenditures (N.I.R.)</i>		(⁸)			\$107,000.00	
Federal Industrial Institution for Women, Alderson, W. Va.	\$236,950.00	\$285,700.00	\$300,000.00	\$236,900.00	244,500.00	\$251,045.90
<i>Federal Industrial Institution for Women, Alderson, W. Va., emergency expenditures (N.I.R.)</i>		(⁹)			60,000.00	
United States Industrial Reformatory, Chillicothe, Ohio.....	495,230.00	543,000.00	1,155,000.00	495,200.00	847,300.00	1,132,478.71
<i>United States Industrial Reformatory, Chillicothe, Ohio, emergency expenditures (N.I.R.)</i>		(¹⁰)			84,500.00	
United States Southwestern Reformatory.....	227,620.00	263,000.00	804,000.00	227,600.00	363,600.00	442,482.92
<i>United States Southwestern Reformatory, emergency expenditures (N.I.R.)</i>		(¹¹)			80,000.00	
United States Hospital for Defective Delinquents.....	290,610.00	311,500.00	915,983.00	290,600.00	364,000.00	1,548,421.67
<i>United States Hospital for Defective Delinquents, emergency expenditures (N.I.R.)</i>		(¹²)			49,500.00	
Miscellaneous medical and hospital services.....	418,478.00	426,000.00	312,000.00	418,400.00	393,300.00	279,423.37
Federal jails.....	485,090.00	600,000.00	815,500.00	486,000.00	560,600.00	985,358.18
Prison camps.....	269,840.00	346,000.00	800,000.00	269,800.00	297,500.00	852,605.85
National Training School for Boys, Washington, D.C.....	196,240.00	218,000.00	324,000.00	196,200.00	209,600.00	225,954.99
<i>National Training School for Boys, Washington, D.C., emergency expenditures (N.I.R.)</i>		(¹³)			128,500.00	
Probation system.....	454,160.00	434,543.00	415,000.00	454,100.00	391,100.00	316,978.41
Support of prisoners.....	1,876,730.00	3,088,000.00	2,855,000.00	1,876,700.00	2,900,000.00	3,280,217.44
Working capital, United States penitentiaries.....						-218,815.79
Federal Correctional Camp, Eustis, Va.....	186,740.00	236,000.00		186,800.00	202,000.00	
Federal Reformatory Camp, Petersburg, Va.....	175,560.00	232,000.00		175,500.00	198,400.00	
<i>Federal Reformatory Camp, Petersburg, Va., emergency expenditures (N.I.R.)</i>		(¹⁴)			25,000.00	
United States Penitentiary, Alcatraz Island, Calif.....	231,475.00			231,400.00		
<i>United States Detention Farm, Milan, Mich., emergency expenditures, (N.I.R.)</i>		(¹⁵)			45,000.00	
<i>United States Detention Headquarters, New York City, emergency expenditures (N.I.R.)</i>		(¹⁶)			25,000.00	
<i>United States Detention Farm, La Tuna, Tex., emergency expenditures (N.I.R.)</i>		(¹⁷)			37,000.00	
Total, general.....	8,323,558.00	10,276,543.00	12,303,483.00	8,324,000.00	10,027,900.00	13,525,717.80
Total, emergency.....					979,800.00	
Total, penal and correctional institutions.....	8,323,558.00	10,276,543.00	12,303,483.00	8,324,000.00	11,007,700.00	13,525,717.80
SUMMARY						
General.....	31,165,804.00	41,231,835.00	46,276,877.58	31,178,500.00	34,107,200.00	43,769,885.67
Emergency.....		(¹⁸)			979,800.00	
Adjustment between cash expenditures and checks issued.....						+318,441.38
Total, Department of Justice.....	31,165,804.00	41,231,835.00	46,276,877.58	31,178,500.00	35,087,000.00	44,088,327.05
Annual appropriations.....	31,165,804.00	41,231,835.00	46,276,877.58			
Total, Department of Justice.....	31,165,804.00	41,231,835.00	46,276,877.58			

Allotted by Federal Emergency Administration of Public Works from appropriation for National Industrial Recovery, 1933-35:

⁸ \$107,000; ⁹ \$60,000; ¹⁰ \$84,500; ¹¹ \$80,000; ¹² \$49,500; ¹³ \$128,845; ¹⁴ \$25,000; ¹⁵ \$45,000; ¹⁶ \$25,000; ¹⁷ \$37,000; ¹⁸ \$979,845.

No. 3.—*Estimates of appropriations and expenditures, by organization units, for the fiscal year 1935, compared with prior years—Continued*

[Annual appropriations, general fund, except as otherwise indicated. Items in italics represent emergency expenditures according to the classification of such expenditures in Budget Statement No. 1, table B]

TABLE A.—GENERAL AND SPECIAL FUNDS—Continued

	Estimates of appropriations, 1935	Appropriations, 1934	Appropriations, 1933	EXPENDITURES		
				Estimated, 1935	Estimated, 1934	Actual, 1933
DEPARTMENT OF LABOR						
Office of the Secretary:						
Salaries, office of the Secretary.....	\$232, 290	\$185, 000	\$200, 000. 00	\$230, 400	\$195, 400	\$178, 931. 68
Commissioners of Conciliation.....	185, 630	180, 000	205, 000. 00	185, 400	168, 000	177, 860. 88
Contingent and miscellaneous expenses.....	57, 100	55, 000	55, 500. 00	83, 500	87, 500	74, 136. 10
Printing and binding.....	169, 000	225, 000	240, 000. 00	170, 000	180, 000	224, 786. 24
Bureau of Labor Standards and Service.....	73, 685			68, 800		
Total, office of the Secretary.....	717, 705	645, 000	700, 500. 00	738, 100	630, 900	655, 714. 90
Bureau of Labor Statistics:						
Salaries and expenses.....	548, 160	414, 000	450, 000. 00	536, 300	413, 400	414, 525. 41
Salaries and expenses, emergency expenditures (N.I.R.).....		(3)			10, 000	
Investigation of cost of living in the United States.....	140, 720			140, 700		
Total, Bureau of Labor Statistics.....	688, 880	414, 000	450, 000. 00	677, 000	423, 400	414, 525. 41
Bureau of Immigration and Naturalization: 2						
Salaries and expenses.....	8, 427, 290	10, 334, 000	10, 875, 770. 00	8, 318, 300	8, 526, 800	10, 236, 487. 18
Immigration stations.....	25, 000	50, 000	30, 000. 00	30, 000	50, 000	285, 999. 20
Total general.....	8, 452, 290	10, 384, 000	10, 905, 770. 00	8, 348, 300	8, 576, 800	10, 522, 486. 38
Immigration stations, emergency expenditures (N.I.R.).....		(4)		393, 400	1, 000, 000	
Total, annual appropriations.....	8, 452, 290	10, 384, 000	10, 905, 770. 00	8, 741, 700	9, 576, 800	10, 522, 486. 38
Permanent appropriations:						
Naturalization fees, publishing citizenship textbooks.....	4, 000	4, 000	4, 000. 00	4, 000	4, 000	7, 064. 99
Extra compensation for overtime, Immigration Service (special fund).....				70, 000	70, 000	102, 597. 86
Total, Bureau of Immigration and Naturalization.....	8, 456, 290	10, 388, 000	10, 909, 770. 00	8, 815, 700	9, 650, 800	10, 632, 149. 23
Children's Bureau:						
Salaries and expenses.....	337, 030	344, 000	375, 500. 00	335, 000	320, 900	338, 594. 56
Women's Bureau:						
Salaries and expenses.....	139, 160	147, 000	160, 000. 00	138, 300	134, 000	143, 217. 93
United States Employment Service:						
Salaries and expenses.....	3, 700, 000	2, 234, 865	965, 000. 00	3, 500, 000	1, 400, 000	765, 151. 27
Salaries and expenses, emergency expenditures (N.I.R.).....		(5)			500, 000	
Total, employment service.....	3, 700, 000	2, 234, 865	965, 000. 00	3, 500, 000	1, 900, 000	765, 151. 27
Housing Corporation:						
Salaries and expenses.....	9, 080	8, 500	14, 000. 00	9, 000	8, 200	13, 951. 88
Miscellaneous:						
Claims for damages.....			208. 17	700	700	700. 10
Judgments and claims.....			5, 595. 77	10, 000	10, 000	14, 187. 14
Relief items (special acts).....			2, 000. 00	1, 000	1, 000	5, 450. 33
Special deposit accounts.....						112, 689. 65
Special deposit account (special fund).....						534, 138. 49
Total, miscellaneous.....			7, 803. 94	11, 700	11, 700	667, 165. 71
SUMMARY						
General.....	14, 048, 145	14, 181, 365	13, 582, 573. 94	13, 831, 400	11, 569, 900	13, 630, 470. 89
Emergency.....		(6)		393, 400	1, 510, 000	
Adjustment between cash expenditures and checks issued.....	14, 048, 145	14, 181, 365	13, 582, 573. 94	14, 224, 800	13, 079, 900	13, 630, 470. 89
Total, Department of Labor.....	14, 048, 145	14, 181, 365	13, 582, 573. 94	14, 224, 800	13, 079, 900	13, 677, 841. 57
Annual appropriations.....	14, 044, 145	14, 177, 365	13, 578, 573. 94			
Permanent appropriations.....	4, 000	4, 000	4, 000. 00			
Total, Department of Labor.....	14, 048, 145	14, 181, 365	13, 582, 573. 94			

¹ Includes Solicitor's Office, transferred from Department of Justice under Executive Order No. 6166, June 10, 1933.

² Bureau of Immigration and Bureau of Naturalization consolidated under Executive Order No. 6166, June 10, 1933.

Allotted by Federal Emergency Administration of Public Works from appropriation for National Industrial Recovery, 1933-35:

³ \$10,000; ⁴ \$1,393,480; ⁵ \$500,000.

⁶ \$1,903,480 allotted by Federal Emergency Administration for Public Works from appropriation for National Industrial Recovery, 1933-35.

No. 3.—*Estimates of appropriations and expenditures, by organization units, for the fiscal year 1935 compared with prior years—Continued*

[Annual appropriations, general fund, except as otherwise indicated. Items in italics represent emergency expenditures according to the classification of such expenditures in Budget Statement No. 1, table B]

TABLE A.—GENERAL AND SPECIAL FUNDS—Continued

	Estimates of appropriations, 1935	Appropriations, 1934	Appropriations, 1933	EXPENDITURES		
				Estimated, 1935	Estimated, 1934	Actual, 1933
NAVY DEPARTMENT						
Salaries, Navy Department:						
Office of the Secretary.....	\$154,800.00	\$177,400.00	\$215,520.00	\$154,800.00	\$145,900.00	\$173,089.30
General Board.....	11,304.00	11,513.00	12,560.00	11,300.00	10,600.00	11,172.74
Naval examining and retiring boards.....	9,540.00	9,717.00	10,600.00	9,500.00	8,900.00	9,444.27
Compensation Board.....	6,156.00	7,975.00	8,700.00	6,200.00	7,300.00	7,763.89
Office of Naval Records and Library.....	30,672.00	35,970.00	39,240.00	30,700.00	28,600.00	34,450.12
Office of Judge Advocate General.....	104,940.00	117,087.00	130,240.00	104,900.00	99,900.00	113,617.43
Office of Chief of Naval Operations.....	61,830.00	69,423.00	73,760.00	61,800.00	58,400.00	65,442.63
Board of Inspection and Survey.....	15,516.00	17,454.00	20,780.00	15,500.00	14,700.00	16,797.36
Office of Director of Naval Communications.....	108,720.00	123,272.00	134,980.00	108,700.00	102,700.00	116,948.34
Office of Naval Intelligence.....	32,760.00	36,978.00	41,440.00	32,800.00	31,100.00	35,361.66
Bureau of Navigation.....	407,943.00	454,745.00	500,540.00	407,900.00	382,300.00	439,615.49
Hydrographic Office.....	337,356.00	378,785.00	430,980.00	337,400.00	315,400.00	370,416.93
Naval Observatory.....	149,994.00	169,576.00	193,540.00	149,900.00	142,700.00	165,139.87
Bureau of Engineering.....	268,470.00	302,457.00	333,040.00	268,500.00	256,000.00	296,389.91
Bureau of Construction and Repair.....	312,670.00	357,874.00	393,900.00	312,700.00	298,600.00	346,863.87
Bureau of Ordnance.....	134,703.00	151,245.00	165,000.00	134,700.00	127,200.00	147,621.91
Bureau of Supplies and Accounts.....	683,670.00	768,640.00	873,000.00	683,700.00	645,700.00	745,931.66
Bureau of Medicine and Surgery.....	69,048.00	75,208.00	87,560.00	69,000.00	65,200.00	73,064.45
Bureau of Yards and Docks.....	251,450.00	281,335.00	314,320.00	251,500.00	239,600.00	280,154.79
Bureau of Aeronautics.....	237,078.00	263,420.00	290,400.00	237,100.00	222,800.00	256,026.23
Total, salaries, Navy Department.....	3,388,620.00	3,810,074.00	4,270,100.00	3,388,600.00	3,203,600.00	3,705,312.85
Contingent expenses, etc.:						
Contingent expenses of the Department.....	75,000.00	80,000.00	80,000.00	75,000.00	71,800.00	99,498.68
Printing and binding.....	375,000.00	495,000.00	550,000.00	375,000.00	350,000.00	547,049.50
Contingent and miscellaneous expenses, Hydrographic Office.....	115,194.00	129,360.00	138,120.00	115,100.00	110,000.00	117,392.96
Contingent and miscellaneous expenses, Naval Observatory.....	20,000.00	20,000.00	25,000.00	20,000.00	18,000.00	28,858.71
Astrographic equipment and appurtenances.....			110,000.00		28,300.00	35,675.84
Observations, eclipse of the sun.....			4,000.00			2,195.53
Collecting naval records of Revolutionary War.....						61.00
Labor-saving devices, Navy.....						5,741.00
Total, contingent expenses, etc.....	585,194.00	724,360.00	907,120.00	585,100.00	578,100.00	836,473.22
Office of the Secretary:						
Miscellaneous expenses.....	894,353.00	971,304.00	1,450,000.00	894,300.00	871,200.00	1,270,878.24
Contingent, Navy.....	15,000.00	15,000.00	15,000.00	15,000.00	12,000.00	10,528.60
State marine schools.....	189,407.00	210,400.00	217,600.00	189,400.00	100,000.00	189,130.69
Care of lepers, island of Guam.....	30,884.00	35,000.00	35,000.00	30,900.00	30,000.00	34,533.43
Naval Research Laboratory.....	183,116.00	199,381.00	213,000.00	183,100.00	175,300.00	213,877.84
Naval prison activities fund (special fund).....						-1,870.95
Operation and construction of naval fuel reserves.....	59,603.00	65,814.00	80,000.00	59,600.00	55,000.00	76,619.28
Claims for damages by collisions with naval vessels.....				3,000.00	3,000.00	3,388.39
Total, office of the Secretary.....	1,372,363.00	1,496,899.00	2,010,600.00	1,375,300.00	1,246,500.00	1,797,085.52
Bureau of Navigation:						
Training, education, and welfare, Navy:						
Naval War College.....	103,257.00	103,075.00	110,000.00	103,200.00	98,000.00	105,289.51
Naval training stations.....	456,691.00	792,891.00	832,200.00	456,700.00	383,600.00	819,157.19
Fleet training.....	35,229.00	37,954.00	42,750.00	35,200.00	35,000.00	45,355.63
Instruction.....	159,772.00	181,669.00				
Libraries.....	50,810.00	60,119.00	368,000.00	465,600.00	205,000.00	358,501.02
Welfare and recreation.....	255,000.00	(¹)				
Naval Reserve Officers' Training Corps.....	74,314.00	92,149.00	90,085.00	74,300.00	72,000.00	74,486.37
Contingent, Bureau of Navigation.....	5,000.00	7,500.00	9,000.00	5,000.00	5,000.00	15,681.86
Instruments and supplies.....	497,390.00	466,594.00	533,243.00	497,400.00	450,000.00	567,771.13
Ocean and lake surveys.....	52,910.00	62,950.00	65,000.00	52,900.00	50,900.00	62,977.95
Naval Reserve.....	2,561,991.00	3,346,960.00	3,077,686.00	2,562,000.00	2,092,500.00	3,316,323.89
Improving Naval Observatory Circle (special fund).....						250.00
Miscellaneous items.....						228.84
Total, annual appropriations.....	4,252,364.00	5,151,861.00	5,127,964.00	4,252,300.00	3,392,000.00	5,366,023.39
Permanent appropriations:						
Naval Home, Philadelphia, Pa.....	173,833.00	166,048.00	185,000.00	173,800.00	154,000.00	163,988.63
Navy fines and forfeitures (special fund).....	30,000.00	37,000.00	40,000.00	30,000.00	30,000.00	36,603.35
Total, Bureau of Navigation.....	4,456,197.00	5,354,909.00	5,352,964.00	4,456,100.00	3,576,000.00	5,566,615.37

¹ In 1934, \$300,000 to be paid out of Naval Hospital fund.

No. 3.—*Estimates of appropriations and expenditures, by organization units, for the fiscal year 1935, compared with prior years—Continued*

TABLE A.—GENERAL AND SPECIAL FUNDS—Continued

	Estimates of appropriations, 1935	Appropriations, 1934	Appropriations, 1933	EXPENDITURES		
				Estimated, 1935	Estimated, 1934	Actual, 1933
NAVY DEPARTMENT—Continued						
Bureau of Engineering:						
Engineering.....	\$15,542,000.00	\$17,945,950.00	\$18,030,000.00	\$15,542,000.00	\$14,343,000.00	\$20,240,372.68
Engineering, emergency expenditures (N.I.R.).....		(²)			498,700.00	
Additions and improvements to shore stations, emergency expenditures (N.I.R.).....		(³)		669,100.00	1,444,600.00	
Total, general.....	15,542,000.00	17,945,950.00	18,030,000.00	15,542,000.00	14,343,000.00	20,240,372.68
Total, emergency.....				669,100.00	1,443,300.00	
Total, Bureau of Engineering.....	15,542,000.00	17,945,950.00	18,030,000.00	16,211,100.00	16,286,300.00	20,240,372.68
Bureau of Construction and Repair:						
Construction and repair of vessels.....	13,662,200.00	15,434,800.00	15,821,000.00	13,662,200.00	12,273,000.00	15,939,205.48
Bureau of Ordnance:						
Ordnance and ordnance stores.....	10,545,600.00	10,849,750.00	11,271,000.00	10,545,600.00	8,673,300.00	11,611,171.29
Additions and improvements to shore stations, emergency expenditures (N.I.R.).....		(⁴)			590,200.00	
Total, Bureau of Ordnance.....	10,545,600.00	10,849,750.00	11,271,000.00	10,545,600.00	9,003,500.00	11,611,171.29
Bureau of Supplies and Accounts:						
Pay, subsistence, and transportation:						
Pay of naval personnel.....	122,436,341.00	126,072,201.00	131,576,841.00	140,089,500.00	127,298,000.00	142,379,209.24
Subsistence.....	13,408,072.00	13,474,702.00	14,283,817.00			
Transportation and recruiting.....	4,245,140.00	3,430,547.00	4,017,173.00			
Maintenance.....	7,559,000.00	8,982,683.00	9,417,500.00	7,559,000.00	6,912,000.00	8,959,707.82
Fuel and transportation.....	6,633,658.00	6,459,575.00	6,735,000.00	6,633,700.00	5,077,000.00	5,588,094.74
Reserve stores—Reserve material.....						24,986.98
Evacuation of high explosives.....			75,000.00	30,000.00	15,500.00	89,673.94
Total, general.....	154,282,211.00	158,419,708.00	166,105,331.00	154,312,200.00	139,302,500.00	157,041,672.72
Maintenance and operation of shore stations, emergency expenditures (N. I. R.).....		(⁵)			205,600.00	
Total, annual appropriations.....	154,282,211.00	158,419,708.00	166,105,331.00	154,312,000.00	139,508,100.00	157,041,672.72
Permanent appropriations:						
Naval supply account fund.....					—1,000,000.00	—13,695,748.49
Naval working fund.....						183,410.48
Indemnity to seamen and marines for lost clothing.....		50.00	50.00			
Ships' stores profits (special fund).....	300,000.00	300,000.00	300,000.00	300,000.00	300,000.00	168,351.55
Clothing and small stores fund (special fund).....						—50,783.38
Total, Bureau of Supplies and Accounts.....	154,582,211.00	158,719,758.00	166,405,381.00	154,612,200.00	138,808,100.00	143,646,902.88
Bureau of Medicine and Surgery:						
Medical Department.....	1,894,666.00	1,791,634.00	1,840,000.00	1,894,600.00	1,600,000.00	1,457,939.10
Care of the dead.....	68,000.00	68,000.00	68,000.00	68,000.00	65,000.00	60,239.04
Total, annual appropriations.....	1,962,666.00	1,859,634.00	1,908,000.00	1,962,600.00	1,665,000.00	1,518,178.14
Permanent appropriation:						
Naval hospital fund (special fund).....	1,000,000.00	300,000.00	600,000.00	1,000,000.00	1,472,600.00	249,958.71
Total, Bureau of Medicine and Surgery.....	2,962,666.00	2,159,634.00	2,508,000.00	2,962,600.00	3,137,600.00	1,768,136.85

Allotted by Federal Emergency Administration of Public Works from appropriation for National Industrial Recovery 1933-35:

² \$498,780; ³ \$2,113,720; ⁴ \$330,225; ⁵ \$205,662.

No. 3.—*Estimates of appropriations and expenditures, by organization units, for the fiscal year 1935, compared with prior years—Continued*

TABLE A.—GENERAL AND SPECIAL FUNDS—Continued

	Estimates of appropriations, 1935	Appropriations, 1934	Appropriations, 1933	EXPENDITURES		
				Estimated, 1935	Estimated, 1934	Actual, 1933
NAVY DEPARTMENT—Continued						
Bureau of Yards and Docks:						
Maintenance.....	\$6,459,250.00	\$7,958,200.00	\$8,400,000.00	\$6,459,300.00	\$5,794,500.00	\$8,062,527.39
Contingent.....	117,635.00	110,644.00	138,000.00	117,600.00	96,000.00	126,420.37
Additions and improvements to shore stations, emergency expenditures (N.I.R.).....		(6)			2,100,000.00	
Public works, Bureau of Yards and Docks, act July 21, 1932.....		1,946,950.00	12,490,000.00	50,000.00	2,617,900.00	11,207,680.77
Additions and improvements to shore stations, emergency expenditures (N.I.R.).....		(7)		10,164,300.00	12,854,100.00	
Total general.....	6,576,885.00	10,015,794.00	21,028,000.00	6,626,900.00	8,508,400.00	19,396,628.53
Total emergency.....				10,164,300.00	14,954,100.00	
Total, annual appropriations.....	6,576,885.00	10,015,794.00	21,028,000.00	16,791,200.00	23,462,500.00	19,396,628.53
Permanent appropriations:						
Naval public works construction fund (special fund).....						2,465.02
Naval reservation, Olongapo, civil fund (special fund).....						
Total, Bureau of Yards and Docks.....	6,576,885.00	10,015,794.00	21,028,000.00	16,791,200.00	23,462,500.00	19,399,093.55
Bureau of Aeronautics:						
Aviation, Navy.....	18,643,320.00	21,957,459.00	25,245,420.00	18,643,300.00	18,247,500.00	31,257,213.01
Aviation, Navy, emergency expenditures (N.I.R.).....		(8)		649,000.00	936,600.00	
Procurement of new aircraft, emergency expenditures (N.I.R.).....		(9)		3,719,000.00	2,355,400.00	
Total, general.....	18,643,320.00	21,957,459.00	25,245,420.00	18,643,300.00	18,247,500.00	31,257,213.01
Total, emergency.....				4,368,000.00	3,332,000.00	
Total, Bureau of Aeronautics.....	18,643,320.00	21,957,459.00	25,245,420.00	23,011,300.00	21,579,500.00	31,257,213.01
Naval Academy:						
Pay.....	635,400.00	787,283.00	861,517.00	635,400.00	600,000.00	779,748.51
Current and miscellaneous expenses.....	77,300.00	77,700.00	79,700.00	77,300.00	65,000.00	86,501.63
Maintenance and repairs.....	774,716.00	876,254.00	940,000.00	774,700.00	700,000.00	894,697.62
Total, Naval Academy.....	1,487,416.00	1,741,237.00	1,881,217.00	1,487,400.00	1,365,000.00	1,760,947.76
Marine Corps:						
Pay, Marine Corps.....	14,642,984.00	13,725,057.00	15,151,089.00	14,643,000.00	12,217,900.00	14,449,727.06
Pay of civil force, Marine Corps.....	241,510.00	282,885.00	305,030.00	241,500.00	228,100.00	266,672.22
General expenses.....	6,257,325.00	6,341,309.00	6,458,720.00	6,257,300.00	5,136,900.00	6,075,732.19
Total, Marine Corps.....	21,141,819.00	20,349,251.00	21,914,839.00	21,141,800.00	17,582,900.00	20,792,131.47
Alterations to naval vessels:						
Alterations and repairs.....	470,400.00	5,500,000.00	14,000,000.00	2,270,400.00	7,750,900.00	12,417,381.29
Increase of the Navy:						
Construction and machinery.....	26,442,000.00	25,047,785.00	15,063,000.00	40,042,000.00	32,195,400.00	39,643,105.11
Armor, armament, and ammunition.....	5,977,334.00	8,365,000.00	3,000,000.00	12,647,300.00	9,640,000.00	8,650,389.49
Armor, armament, and ammunition, emergency expenditures (N.I.R.).....		(10)		29,000,000.00	15,000,000.00	
Improving and equipping navy yards for construction of ships.....						26,253.85
Vessels, emergency expenditures (N.I.R.).....		(11)		100,468,000.00	20,298,000.00	
Total, general.....	32,419,334.00	33,412,785.00	18,063,000.00	52,689,300.00	41,835,400.00	43,319,748.00
Total, emergency.....				129,468,000.00	35,298,000.00	
Total, increase of the Navy.....	32,419,334.00	33,412,785.00	18,063,000.00	182,157,300.00	77,133,400.00	48,319,748.45

Allotted by Federal Emergency Administration of Public Works from appropriation for National Industrial Recovery, 1933-35:

* \$2,100,000; † \$23,817,537; ‡ \$1,585,609; § \$6,114,391; ¶ \$57,606,000; †† \$180,394,000.

No. 3.—*Estimates of appropriations and expenditures, by organization units, for the fiscal year 1935, compared with prior years—Continued*

TABLE A.—GENERAL AND SPECIAL FUNDS—Continued

	Estimates of appropriations, 1935	Appropriations, 1934	Appropriations, 1933	EXPENDITURES		
				Estimated, 1935	Estimated, 1934	Actual, 1933
NAVY DEPARTMENT—Continued						
Miscellaneous:						
General account of advances.....						\$5,310.21
Claims and judgments.....			\$909,757.82	\$147,500.00	\$147,500.00	3,829,899.58
Damage claims.....			5,437.39	4,000.00	4,000.00	4,161.93
Private acts.....			28,112.66	40,000.00	40,000.00	41,937.17
Total, annual appropriations.....			943,307.87	191,500.00	191,500.00	3,881,308.89
Permanent appropriations:						
Special deposit accounts (special fund).....						—9,403.36
Total, miscellaneous.....			943,307.87	191,500.00	191,500.00	3,871,905.53
SUMMARY						
General.....	287,836,225.00	309,472,660.00	329,651,948.87	310,180,300.00	281,115,200.00	342,929,697.20
Emergency.....		(12)		144,669,400.00	56,063,200.00	
Adjustment between cash expenditures and checks issued.....						+6,632,227.39
Total, Navy Department.....	287,836,225.00	309,472,660.00	329,651,948.87	454,849,700.00	337,178,400.00	349,561,924.59
Annual appropriations.....	286,332,392.00	308,669,562.00	328,526,898.87			
Permanent appropriations.....	1,503,833.00	803,098.00	1,125,050.00			
Total, Navy Department.....	287,836,225.00	309,472,660.00	329,651,948.87			

¹² \$274,765,924 allotted by Federal Emergency Administration of Public Works from appropriation for National Industrial Recovery, 1933-35.

No. 3.—*Estimates of appropriations and expenditures, by organization units, for the fiscal year 1935, compared with prior years—Continued*

[Annual appropriations, general fund, except as otherwise indicated. Items in italics represent emergency expenditures according to the classification of each expenditure in Budget Statement No. 1, table B]

TABLE A.—GENERAL AND SPECIAL FUNDS—Continued

	Estimates of appropriations, 1935	Appropriations, 1934	Appropriations, 1933	EXPENDITURES		
				Estimated, 1935	Estimated, 1934	Actual, 1933
POST OFFICE DEPARTMENT						
(For detailed statement of Post Office Department and Postal Service, see Budget Statement No. 7)						
Annual appropriations, payable from postal revenues: Postal Service.....	\$676,849,240.00	\$713,033,378.00	\$651,139,928.42	\$676,849,200.00	\$629,543,100.00	\$699,686,085.33
Permanent appropriations, payable from postal revenues:						
Unpaid money orders more than 1 year old.....	130,000.00	130,000.00	130,000.00	130,000.00	130,000.00	201,101.00
Adjusted losses and contingencies.....	35,000.00	35,000.00	35,000.00	35,000.00	35,000.00	119,070.00
	165,000.00	165,000.00	165,000.00	165,000.00	165,000.00	320,171.00
Total Postal Service.....	677,014,240.00	713,198,378.00	651,304,928.42	677,014,200.00	629,708,100.00	700,006,256.33
Deduct: Postal Service, payable from postal revenues.....	585,000,000.00	653,490,297.00	496,304,928.42	585,000,000.00	570,000,000.00	582,626,064.00
Deficiency in postal revenues.....	92,014,240.00	59,708,081.00	155,000,000.00	92,014,200.00	59,708,100.00	117,380,192.33
Repairs to equipment shop, emergency expenditures (N.I.R.).....		(2)			7,600.00	
Miscellaneous claims, judgments, and private relief acts.....			31,740.30			57,882.41
Maintenance and operation of post-office buildings.....	(1)	(3)		(1)	9,886,900.00	
Total, general.....	92,014,240.00	59,708,081.00	155,031,740.30	92,014,200.00	69,595,000.00	117,438,074.74
Total, emergency.....					7,600.00	
Total, Post Office Department, payable from Treasury.....	92,014,240.00	59,708,081.00	155,031,740.30	92,014,200.00	69,602,600.00	117,438,074.74

¹ Maintenance and operation of post-office buildings, payable from postal revenues, in 1935, and from general funds of the Treasury in 1934.

² \$7,600 allotted by Federal Emergency Administration of Public Works for appropriation for National Industrial Recovery, 1933-35.

³ \$9,886,948 appropriated under Office Supervising Architect, Treasury Department, and transferred under Executive Order No. 6166 of June 10, 1933.

No. 3.—*Estimates of appropriations and expenditures, by organization units, for the fiscal year 1935, compared with prior years—Continued*

[Annual appropriations, general fund, except as otherwise indicated. Items in italics represent emergency expenditures according to the classification of such expenditures in Budget Statement No. 1, table B]

TABLE A.—GENERAL AND SPECIAL FUNDS—Continued

	Estimates of appropriations, 1935	Appropriations, 1934	Appropriations, 1933	EXPENDITURES		
				Estimated, 1935	Estimated, 1934	Actual, 1933
DEPARTMENT OF STATE						
Office of the Secretary of State:						
Salaries.....	\$1,528,200.00	\$1,683,449.00	\$1,900,540.00	\$1,528,200.00	\$1,443,300.00	\$1,653,760.86
Contingent and miscellaneous expenses.....	60,000.00	77,000.00	80,000.00	60,000.00	49,000.00	84,728.29
Printing and binding.....	107,180.00	185,000.00	220,000.00	125,100.00	110,400.00	220,253.56
Passport agencies.....	46,665.00	62,705.00	65,000.00	46,600.00	54,000.00	57,089.27
Collection and editing of official papers of the Territories.....	13,490.00	9,158.00	-----	13,500.00	8,700.00	12,488.29
Total, Office of the Secretary of State.....	1,755,535.00	2,017,312.00	2,265,540.00	1,773,400.00	1,665,400.00	2,028,320.27
Foreign Intercourse:						
Salaries of ambassadors and ministers.....	562,500.00	558,000.00	625,000.00	562,500.00	528,000.00	486,952.01
Salaries of Foreign Service officers.....	2,781,000.00	2,882,000.00	3,075,000.00	2,781,000.00	2,638,200.00	3,374,052.58
Salaries, <i>chargés d'affaires</i> ad interim.....	18,000.00	18,333.00	20,000.00	18,000.00	17,000.00	13,452.85
Salaries, Foreign Service officers while receiving instructions and in transit.....	13,500.00	13,750.00	15,000.00	13,500.00	29,800.00	20,233.75
Foreign Service buildings fund.....	-----	-----	-----	155,000.00	250,000.00	1,839,633.82
Foreign Service retirement and disability appropriated fund.....	159,100.00	292,700.00	416,000.00	159,100.00	292,700.00	416,000.00
Transportation of Foreign Service officers ¹	409,000.00	411,000.00	461,000.00	409,000.00	411,000.00	279,040.77
Rent, heat, fuel, and light.....	1,181,955.00	1,328,000.00	1,800,000.00	1,181,900.00	1,154,700.00	1,797,091.08
Salaries, Foreign Service clerks.....	1,953,000.00	2,242,438.00	2,365,438.00	1,953,000.00	1,849,600.00	2,559,159.50
Contingent expenses, Foreign Service ²	1,192,270.00	1,382,000.00	1,450,000.00	1,192,700.00	1,215,100.00	1,153,072.49
Relief and protection of American seamen.....	5,000.00	5,000.00	15,000.00	5,000.00	5,000.00	2,905.42
Rescuing shipwrecked American seamen.....	1,000.00	1,000.00	1,000.00	1,000.00	1,000.00	989.48
Emergencies arising in the diplomatic and consular service.....	130,000.00	130,000.00	130,000.00	130,000.00	117,000.00	91,855.09
Annual contributions to international commissions, congresses, and bureaus.....	580,523.00	623,986.00	1,167,814.89	580,500.00	632,000.00	901,760.60
International Boundary Commission, United States and Mexico.....	110,900.00	120,000.00	70,000.00	110,900.00	105,100.00	114,515.33
<i>International Boundary Commission, United States and Mexico, emergency expenditures (N.I.R.)</i>	-----	(3)	-----	750,000.00	1,184,500.00	-----
International Boundary Commission, United States and Canada and Alaska and Canada.....	38,895.00	40,000.00	30,000.00	38,800.00	34,400.00	28,400.59
<i>International Boundary Commission, United States and Canada and Alaska and Canada, emergency expenditures (N.I.R.)</i>	-----	(4)	-----	-----	26,500.00	-----
Waterways treaty, United States and Great Britain: International Joint Commission, United States and Great Britain.....	84,170.00	107,400.00	117,855.00	84,100.00	95,400.00	108,332.38
International Fisheries Commission.....	31,500.00	31,500.00	25,000.00	31,500.00	26,500.00	29,393.90
Mixed Claims Commission, United States and Germany.....	-----	35,700.00	40,000.00	-----	35,700.00	73,947.78
United States Court for China ³	-----	-----	-----	-----	-----	37,040.60
Prisons for American convicts.....	1,250.00	6,600.00	7,600.00	1,200.00	6,600.00	1,976.66
Bringing home persons charged with crime.....	2,000.00	2,000.00	2,000.00	2,000.00	2,000.00	2,162.39
Payment to Government of Mexico.....	-----	-----	30,000.00	-----	-----	30,000.00
Monetary and Economic Conference.....	-----	-----	-----	-----	95,000.00	-----
Pan American Conference.....	-----	-----	-----	-----	70,000.00	-----
Radio Conference.....	-----	-----	-----	-----	14,000.00	-----
Disarmament Conference.....	-----	-----	-----	-----	95,000.00	-----
Total, general.....	9,255,563.00	10,231,407.00	11,863,707.89	9,410,700.00	9,720,800.00	13,361,969.07
Total, emergency.....	-----	-----	-----	750,000.00	1,211,000.00	-----
Total annual appropriations.....	9,255,563.00	10,231,407.00	11,863,707.89	10,160,700.00	10,931,800.00	13,361,969.07
Permanent appropriations:						
Pay of consular agents for services to American vessels and seamen.....	10,000.00	10,000.00	10,000.00	10,000.00	6,000.00	8,310.44
Pan American Union quotas (special fund).....	-----	-----	-----	-----	-----	-----
Foreign government moieties and expenses—Mixed Claims Commission (special fund).....	-----	-----	-----	-----	-----	7,078.36
Miscellaneous indefinite appropriations—Refunding passport fees, etc.....	1,000.00	1,000.00	1,000.00	1,000.00	600.00	814.27
Total, Foreign Intercourse.....	9,266,563.00	10,242,407.00	11,874,707.89	10,171,700.00	10,938,400.00	13,378,172.14

¹ Includes traveling expenses of Foreign Service inspectors and allowances to widows or heirs of Foreign Service officers who die abroad.

² Includes contingent expenses of consulates and contingent expenses foreign missions.

Allotted by Federal Emergency Administration of Public Works from appropriation for National Industrial Recovery, 1933-35:

³ \$1,934,500.

⁴ \$26,500.

⁵ Transferred to Department of Justice under Executive Order No. 6166, June 10, 1933.

No. 3.—*Estimates of appropriations and expenditures, by organization units, for the fiscal year 1935, compared with prior years—Continued*

TABLE A.—GENERAL AND SPECIAL FUNDS—Continued

	Estimates of appropriations, 1935	Appropriations, 1934	Appropriations, 1933	EXPENDITURES		
				Estimated, 1935	Estimated, 1934	Actual, 1933
DEPARTMENT OF STATE—Continued						
Miscellaneous:						
Audited claims			\$8,859.25			\$9,167.32
Special deposit accounts						—279,415.84
Special deposit accounts (special funds)						261,566.11
Total, miscellaneous			8,859.25			—8,682.41
SUMMARY						
General	\$11,022,098.00	⁷ \$12,259,719.00	⁷ 14,149,107.14	\$11,195,100.00	\$11,392,800.00	15,397,810.00
Emergency		(⁶)		750,000.00	1,211,000.00	
Adjustment between cash expenditures and checks issued						+243,758.81
Total, Department of State	11,022,098.00	⁷ 12,259,719.00	⁷ 14,149,107.14	11,945,100.00	12,603,800.00	15,641,568.81
Annual appropriations	11,011,098.00	⁷ 12,248,719.00	⁷ 14,138,107.14			
Permanent appropriations	11,000.00	11,000.00	11,000.00			
Total, Department of State	11,022,098.00	⁷ 12,259,719.00	⁷ 14,149,107.14			

⁶ \$1,961,000 allotted by Federal Emergency Administration of Public Works from appropriation for National Industrial Recovery, 1933-35.⁷ Excludes "Salaries and expenses, U.S. Court for China"; 1934 appropriation, \$32,000; 1933 appropriation, \$35,000; transferred to Department of Justice under Executive Order No. 6166 of June 10, 1933.

No. 3.—*Estimates of appropriations and expenditures, by organization units, for the fiscal year 1935, compared with prior years—Continued*

[Annual appropriations, general fund, except as otherwise indicated. Items in italics represent emergency expenditures according to the classification of such expenditures in Budget Statement No. 1, table B]

TABLE A.—GENERAL AND SPECIAL FUNDS—Continued

	Estimates of appropria- tions, 1935	Appropriations, 1934	Appropriations, 1933	EXPENDITURES		
				Estimated, 1935	Estimated, 1934	Actual, 1933
TREASURY DEPARTMENT						
Office of the Secretary:						
Salaries, Office of the Secretary.....	\$250,000	\$145,538	\$160,180.00	\$250,000	\$151,800	\$140,628.98
Office of Solicitor of Treasury:						
Salaries, Office of Solicitor ¹	27,900			27,900	19,000	
Office of Chief Clerk and Superintendent:						
Salaries.....	459,000	514,285	555,000.00	459,000	440,000	493,047.76
Contingent expenses, Treasury Department.....	126,160	180,000	190,000.00	126,000	125,000	190,672.76
Total, Office of Chief Clerk and Superintendent.....	585,160	694,285	745,000.00	585,000	565,000	683,720.52
Division of Supply:						
Salaries.....	156,600	178,704	196,320.00	156,600	146,300	173,466.35
Printing and binding.....	525,000	575,000	670,000.00	525,000	500,000	606,270.58
Stationery.....	275,000	325,000	350,000.00	275,000	274,000	313,288.35
Total, Division of Supply.....	956,600	1,078,704	1,216,320.00	956,600	920,300	1,093,025.28
General Supply Committee:						
Salaries and expenses.....	162,675	160,000	170,000.00	(?)	(?)	155,072.93
General supply fund.....						7,988.84
Total, General Supply Committee.....	162,675	160,000	170,000.00			163,061.77
Office of Commissioner of Accounts and Deposits:						
Salaries.....	113,040	99,087	108,160.00	113,000	98,500	97,221.25
Library, Treasury Department.....	1,000	1,000	1,000.00	1,000	500	999.45
Total, Office of Commissioner of Accounts and Deposits.....	114,040	100,087	109,160.00	114,000	99,000	98,220.70
Division of Bookkeeping and Warrants:						
Salaries.....	150,390	153,584	167,740.00	150,000	141,500	149,150.67
Contingent expenses, public moneys.....	150,000	130,000	150,000.00	150,000	117,000	145,682.47
Recoinage of coins.....	65,000			65,000		
Total, annual appropriations.....	365,390	283,584	317,740.00	365,000	258,500	294,833.14
Permanent appropriations:						
Recoinage of silver coins.....			1,000.00		700,000	752,356.97
Alaska relief fund (special fund).....	15,000	18,000	18,000.00	15,000	15,000	30,959.94
Total, Division of Bookkeeping and Warrants.....	380,390	301,584	336,740.00	380,000	973,500	1,078,150.05
Public Debt Service:						
Administrative expenses.....	1,892,500	2,150,000	2,425,000.00	1,892,500	1,875,000	2,134,621.95
Distinctive paper for United States securities.....	462,772	550,000	640,000.00	462,700	465,000	594,832.31
Total, annual appropriations.....	2,355,272	2,700,000	3,065,000.00	2,355,200	2,340,000	2,729,454.26
Permanent appropriations:						
Expenses of loans.....	510,522	543,387	468,352.00	510,500	900,000	478,664.74
Preparation, custody, and delivery of Federal intermediate credit bank securities, farm-loan bonds, and Federal Reserve notes (reimbursable).....	20,000	47,600	46,977.00	20,000	20,000	—25,427.98
Total, Public Debt Service.....	2,885,794	3,290,987	3,580,329.00	2,885,700	3,260,000	3,182,691.02
Division of Appointments:						
Salaries.....	39,492	42,570	47,880.00	39,400	38,000	40,035.43
Office of Disbursing Clerk:						
Salaries.....	47,610	50,362	54,940.00	47,600	45,000	48,623.31
Bureau of Customs:						
Collecting the revenue from customs.....	18,593,397	19,900,000	22,000,000.00	18,550,000	17,815,000	19,480,349.00
Permanent appropriations:						
Debentures or drawbacks, bounties or allowances.....	7,000,000	10,000,000	12,500,000.00	7,000,000	7,800,000	7,712,419.41
Refund of excessive duties.....	4,000,000	4,500,000	7,500,000.00	4,000,000	4,049,600	4,895,342.68
Other refunds or drawbacks.....	2,500	5,000	5,000.00	2,500	1,400	1,932.83
Philippine Islands, customs collections (special funds).....	8,200	10,000	5,500.00	8,200	9,000	59.67
Total, Bureau of Customs.....	29,604,097	34,415,000	42,010,500.00	29,560,700	29,675,000	32,090,103.59

¹ Transferred from Department of Justice under Executive Order No. 6166, June 10, 1933.² See "Salaries, Office of Supervising Architect", p. A62 this statement, consolidated under Executive Order No. 6166, of June 10, 1933.

No. 3.—*Estimates of appropriations and expenditures, by organization units, for the fiscal year 1935, compared with prior years—Continued*

TABLE A.—GENERAL AND SPECIAL FUNDS—Continued

	Estimates of appropria- tions, 1935	Appropriations, 1934	Appropriations, 1933	EXPENDITURES		
				Estimated, 1935	Estimated, 1934	Actual, 1933
TREASURY DEPARTMENT—Continued						
Bureau of the Budget:						
Salaries and expenses.....	\$139,851	\$145,700	\$158,000.00	\$139,800	\$143,000	\$138,587.98
Printing and binding.....	32,000	32,000	32,000.00	32,000	28,000	32,926.37
Total, Bureau of the Budget.....	171,851	177,700	190,000.00	171,800	171,000	171,514.35
Federal Farm Loan Bureau: ²						
Salaries and expenses.....						735,206.02
Permanent appropriations (special funds).....						7.86
Total, Federal Farm Loan Bureau.....						735,213.88
Office of Treasurer of the United States:						
Salaries, office of Treasurer of the United States.....	1,080,000	1,145,840	1,269,000.00	1,080,000	950,000	1,095,172.57
Salaries, office of Treasurer of the United States (national cur- rency, reimbursable).....	294,300	332,746	332,746.00	294,300	255,000	287,162.01
Total, general.....	1,374,300	1,478,586	1,601,746.00	1,374,300	1,205,000	1,382,334.58
Relief of contractors, emergency expenditures (N.I.R.).....		(⁹)			100,000	
Total, annual appropriations.....	1,374,300	1,478,586	1,601,746.00	1,374,300	1,305,000	1,382,334.58
Permanent appropriations:						
Contingent expenses, office of Treasurer of the United States (national currency, reimbursable).....	210,000	245,030	110,310.00	210,000	220,000	149,983.72
Total, office of Treasurer of the United States.....	1,584,300	1,723,616	1,712,056.00	1,584,300	1,525,000	1,532,318.30
Office of Comptroller of the Currency:						
Salaries, comptroller's office.....	211,050	240,460	262,320.00	211,000	200,000	231,237.91
Salaries, comptroller's office (national currency, reimbursable).....	46,152	51,280	53,020.00	46,100	40,000	48,426.37
Total, annual appropriations.....	257,202	291,740	315,340.00	257,100	240,000	279,664.28
Permanent appropriations:						
Refunds to national banking associations.....						501.91
Salaries and expenses, national-bank examiners (special funds).....	(⁵)	2,600,000	2,600,000.00			2,476,290.86
Total, office of Comptroller of the Currency.....	257,202	2,891,740	2,915,340.00	257,100	240,000	2,756,457.05
Bureau of Internal Revenue:						
Expenses of collecting.....	27,450,520	30,800,000	33,650,000.00	27,450,500	28,738,800	29,911,873.53
Refunding taxes erroneously collected.....	40,000,000	55,000,000	28,000,000.00	45,000,000	55,000,000	51,443,777.80
Total, annual appropriations.....	67,450,520	85,800,000	61,650,000.00	72,450,500	83,738,800	81,355,651.33
Permanent appropriations:						
Redemption of stamps.....	1,000,000	1,100,000	835,000.00	1,000,000	990,000	4,032,618.03
Allowance or drawback.....	103,000	125,000	100,000.00	103,000	111,000	123,549.60
Refunding legacy taxes.....	4,000	5,000	5,000.00	4,000	4,000	10,000.00
Refunding moneys erroneously received and covered.....	500	800	1,000.00	500	500	388.27
Philippine (special) fund.....	315,000	350,000	350,000.00	315,000	731,900	
Puerto Rico (special) fund.....			100.00			
Additional income tax on railroads in Alaska (special funds).....	7,500	11,000	13,000.00	7,500	9,500	7,614.31
Total, Bureau of Internal Revenue.....	68,880,520	87,391,800	62,954,100.00	73,880,500	85,585,700	85,529,821.54
Bureau of Industrial Alcohol:						
Salaries and expenses.....	4,086,974	4,000,000	4,525,000.00	4,086,900	2,500,000	3,892,806.24
Permanent appropriations:						
Allowance or drawback.....	175,000	90,000	150,000.00	175,000	70,000	71,745.03
Refunding moneys erroneously received and covered.....						1.00
Total, Bureau of Industrial Alcohol.....	4,261,974	4,090,000	4,675,000.00	4,261,900	2,570,000	3,964,552.27
Bureau of Narcotics:						
Salaries and expenses.....	1,194,899	1,400,000	1,525,000.00	1,187,300	1,000,000	1,210,857.30
Bureau of Prohibition ⁶						
Enforcement of narcotic and national prohibition acts.....						3,374.76

² The functions of the Federal Farm Loan Bureau were transferred to the Farm Credit Administration under Executive Order No. 6084, of Mar. 27, 1932.³ \$100,000 allotted by Federal Emergency Administration of Public Works from appropriation for National Industrial Recovery, 1933-35.⁴ The salaries and expenses of national-bank examiners are defrayed from assessments on national banks and national agricultural credit corporations and under sec. 28(b) of the Banking Act of 1933, approved June 16, 1933, are no longer to be considered Government funds or appropriated moneys.⁵ See Department of Justice, p. A49 this statement.

No. 3.—*Estimates of appropriations and expenditures, by organization units, for the fiscal year 1935, compared with prior years—Continued*

TABLE A.—GENERAL AND SPECIAL FUNDS—Continued

	Estimates of appropria- tions, 1935	Appropriations, 1934	Appropriations, 1933	EXPENDITURES		
				Estimated, 1935	Estimated, 1934	Actual, 1933
TREASURY DEPARTMENT—Continued						
Coast Guard:						
Salaries, office of Coast Guard.....	\$322, 170	\$341, 000	\$372, 000. 00	\$322, 000	\$304, 000	\$331, 468. 17
Expenses of Coast Guard:						
Pay and allowances.....	14, 224, 608	18, 900, 000	20, 640, 000. 00	14, 224, 000	14, 620, 000	19, 434, 525. 78
Fuel and water.....	1, 134, 600	1, 825, 000	1, 950, 000. 00	1, 134, 000	1, 375, 000	1, 810, 761. 50
Outfits.....	1, 074, 057	1, 800, 000	1, 970, 000. 00	1, 074, 000	1, 426, 000	2, 345, 968. 79
Outfits, emergency expenditures (N.I.R.).....		(7)			475, 000	
Establishing Coast Guard stations.....					34, 300	81, 481. 95
Rebuilding and repairing stations, etc.....	145, 530	327, 040	520, 000. 00	145, 500	275, 000	752, 891. 08
Rebuilding and repairing stations, etc., emergency expenditures (N.I.R.).....		(8)		68, 000	2, 027, 600	
Communication lines.....	109, 574	140, 000	140, 000. 00	109, 500	120, 000	200, 450. 16
Communication lines, emergency expenditures (N.I.R.).....		(9)		7, 300	264, 400	
Civilian employees in the field.....	88, 942	94, 910	105, 220. 00	88, 900	84, 000	91, 819. 24
Contingent expenses.....	173, 795	225, 000	255, 000. 00	173, 700	191, 000	207, 579. 80
Contingent expenses, emergency expenditures (N.I.R.).....		(10)		20, 000	72, 000	
Additional vessels.....					1, 100	712, 732. 78
Additional vessels, emergency expenditures (N.I.R.).....		(11)		11, 044, 600	9, 624, 800	
Repairs to Coast Guard vessels.....	1, 159, 562	2, 000, 000	2, 100, 000. 00	1, 159, 500	1, 515, 000	1, 982, 510. 86
Repairs to Coast Guard vessels, emergency expenditures (N.I.R.).....		(12)			1, 229, 600	
Retired pay, former life-saving service.....	95, 294	120, 000	120, 000. 00	92, 000	90, 000	107, 476. 84
Construction and equipment of Coast Guard cutters.....						310, 596. 89
Seaplanes.....						144, 000. 00
Total, general.....	18, 205, 962	25, 431, 950	27, 800, 220. 00	18, 201, 100	19, 731, 400	28, 182, 795. 67
Total, emergency.....				11, 139, 900	13, 693, 400	
Total, expenses of the Coast Guard.....	18, 205, 962	25, 431, 950	27, 800, 220. 00	29, 341, 000	33, 424, 800	28, 182, 795. 67
Coast Guard Academy.....						
Rebuilding and repairing stations, etc., Coast Guard, emergency construction.....					22, 200	694, 537. 50
						8, 712. 00
Total, annual appropriations.....	18, 528, 132	25, 772, 950	28, 172, 220. 00	29, 663, 000	33, 751, 000	29, 217, 513. 34
Permanent appropriations:						
Building or purchase of vessels for the Coast Guard (special funds).....			100. 00			
Rebuilding and improving Coast Guard stations (special funds).....			100. 00			
Total, Coast Guard.....	18, 528, 132	25, 772, 950	28, 172, 420. 00	29, 663, 000	33, 751, 000	29, 217, 513. 34
Bureau of Engraving and Printing:						
Salaries and expenses.....	4, 568, 060	5, 060, 680	6, 430, 000. 00	4, 568, 000	4, 200, 000	5, 528, 147. 59
Secret Service Division:						
Salaries, Secret Service Division.....	34, 146	30, 842	33, 620. 00	34, 100	32, 200	29, 972. 41
Suppressing counterfeiting and other crimes.....	554, 294	539, 984	550, 000. 00	554, 200	522, 500	523, 043. 42
White House police.....	106, 950	108, 412	119, 799. 00	106, 900	99, 200	107, 521. 74
Total, Secret Service Division.....	695, 390	679, 238	703, 419. 00	695, 200	653, 900	660, 537. 57
Public Health Service:						
Salaries, Office of Surgeon General.....	274, 113	307, 890	340, 000. 00	274, 100	258, 900	298, 715. 25
Pay, etc., commissioned officers and pharmacists.....	1, 397, 606	1, 528, 393	1, 730, 000. 00	1, 393, 000	1, 352, 400	1, 529, 502. 04
Pay of acting assistant surgeons.....	270, 000	325, 400	389, 984. 00	265, 000	212, 000	323, 920. 52
Pay of other employees.....	877, 500	1, 017, 750	1, 100, 000. 00	867, 300	756, 200	902, 575. 57
Freight, transportation, etc.....	25, 160	36, 175	38, 000. 00	25, 000	25, 100	27, 992. 05
Maintenance, National Institute of Health.....	50, 000	54, 775	48, 000. 00	49, 600	42, 300	46, 796. 38
Books.....	450	500	500. 00	400	500	515. 18
Pay of personnel and maintenance of hospitals.....	4, 615, 651	5, 600, 000	5, 680, 000. 00	4, 605, 800	4, 419, 300	5, 505, 252. 82
Quarantine service.....	322, 150	475, 000	420, 000. 00	322, 000	322, 100	439, 457. 60
Quarantine service, emergency expenditures (N.I.R.).....		(13)		76, 000	369, 200	
Preventing the spread of epidemic diseases.....	199, 718	333, 650	350, 000. 00	198, 800	182, 300	278, 749. 43
Field investigation of public health.....	209, 313	353, 564	400, 000. 00	208, 700	200, 000	389, 996. 70
Interstate quarantine.....	35, 495	38, 454	39, 214. 00	35, 400	34, 600	33, 352. 49
Studies of rural sanitation.....	25, 032	150, 000	300, 000. 00	25, 000	25, 000	423, 913. 07
Control of biologic products.....	39, 524	43, 900	46, 000. 00	39, 200	38, 200	42, 421. 11
Expenses, Division of Venereal Diseases.....	58, 808	75, 000	90, 000. 00	58, 600	56, 000	81, 113. 53
Division of Mental Hygiene.....	492, 776	44, 377	48, 215. 00	482, 200	32, 200	44, 231. 33

Allotted by Federal Emergency Administration of Public Works from appropriation for National Industrial Recovery, 1933-35:

¹ \$475,000; ² \$2,095,685; ³ \$271,700; ⁴ \$92,000; ⁵ \$20,669,500; ⁶ \$1,229,650; ⁷ \$1,142,128.

No. 3.—*Estimates of appropriations and expenditures, by organization units, for the fiscal year 1935, compared with prior years—Continued*

TABLE A.—GENERAL AND SPECIAL FUNDS—Continued

	Estimates of appropria- tions, 1935	Appropriations, 1934	Appropriations, 1933	EXPENDITURES		
				Estimated, 1935	Estimated, 1934	Actual, 1933
TREASURY DEPARTMENT—Continued						
Public Health Service—Continued.						
Educational exhibits.....	\$1,000	\$1,500	\$1,500.00	\$1,000	\$1,000	\$1,579.78
Laboratory, Hamilton, Mont.....					65,400	3,092.42
Special work at Hamilton, Mont., on account of spotted fever, emer- gency expenditures (N.I.R.).....		(13)			35,100	
Washington, D.C., National Institute of Health (for laboratory equipment), emergency expenditures (N.I.R.).....		(13)			479,400	
Buildings and structures, emergency expenditures (N.I.R.).....		(13)		14,000	168,200	
Total, general.....				8,851,100	8,023,500	
Total, emergency.....				90,000	1,051,900	
Total, annual appropriations.....	8,894,296	10,386,328	11,021,413.00	8,941,100	9,075,400	10,373,177.27
Permanent appropriations: National Institute of Health conditional gift fund (special fund).....						3,696.74
Total, Public Health Service.....	8,894,296	10,386,328	11,021,413.00	8,941,100	9,075,400	10,376,874.01
Bureau of the Mint:						
Salaries.....	33,156	34,742	37,900.00	33,000	31,300	34,027.65
Transportation of bullion and coin.....	6,000	6,000	4,000.00	6,000	3,000	3,673.76
Contingent expenses.....	5,300	6,100	6,300.00	5,300	5,300	4,110.89
Mints and assay offices.....	1,064,103	1,250,000	1,339,670.00	1,064,000	960,200	1,162,589.52
Total, Bureau of the Mint.....	1,108,559	1,296,842	1,387,870.00	1,108,300	999,800	1,204,401.82
Supervising Architect of the Treasury:						
Salaries, office of the Supervising Architect.....	270,000	715,000	682,880.00	14 731,000	14 2,289,900	620,337.87
Operation and maintenance of public buildings:						
Operating force.....	1,305,000	12,320,000	10,495,000.00	1,800,000	5,771,500	8,463,711.69
Furniture and repairs of same.....	100,000	4,500,000	1,940,000.00			1,447,663.51
Operating supplies.....	395,000	4,200,000	3,501,500.00			3,117,177.72
Lands and other property.....	500	500	550.00			8.25
Equipment, etc., public buildings:						
Repairs and preservation.....	650,000	850,000	475,000.00	1,290,500	1,406,100	554,260.34
Mechanical equipment.....	500,000	700,000	600,000.00			507,319.00
Vaults and safes.....	50,000	490,000	250,000.00			188,930.57
General expenses.....	365,035	3,043,525	2,740,000.00			2,565,628.30
Construction:						
Federal buildings, Public Buildings Act of May 25, 1926.....	13,500,000	50,000,000	108,000,000.00	13,500,000	82,500,000	99,910,895.88
Federal buildings, Emergency Relief and Construction Act of July 21, 1932.....			15 100,000,000.00		2,370,000	2,849,432.21
Federal buildings, emergency expenditures (N.I.R.).....		(16)		22,000,000	10,000,000	
Acquisition of triangle property and additional land, Wash- ington, D.C.....						924,747.41
Miscellaneous public building projects:						
Washington City post office.....	335,000	600,000		245,600	245,600	1,232,492.98
National Institute of Health building.....	50,000	400,000		20,000	20,000	243,270.98
Treasury Building vault, Washington, D.C.....				50,000	300,000	28,356.49
Narcotic farms.....	614,615	1,300,000		1,125,000	1,125,000	409,945.08
Remodeling and enlarging public buildings.....					20,400	279,767.72
Outside professional services.....	500,000	1,900,000	2,400,000.00	500,000	2,400,000	2,920,681.61
Rent of temporary quarters.....		900,000	1,065,000.00		500,000	1,155,753.41
Total, general.....	18,635,150	81,919,025	232,149,930.00	19,262,100	98,948,500	
Total, emergency.....		(16)		22,000,000	10,000,000	
Total, annual appropriations.....	18,635,150	81,919,025	232,149,930.00	41,262,100	108,948,500	127,420,381.02
Permanent appropriations: Marine hospital (special fund).....						10,788.54
Total, Supervising Architect of the Treasury.....	18,635,150	81,919,025	232,149,930.00	41,262,100	108,948,500	127,431,169.56

¹³ Allotted by Federal Emergency Administration of Public Works from appropriation for National Industrial Recovery 1933-35, \$1,142,128.¹⁴ Includes salaries, General Supply Committee, and "Salaries and general expenses, public buildings", transferred to Procurement Division, under Executive Order No. 6166 of June 10, 1933.¹⁵ \$92,875,200 transferred to Emergency Conservation Work.¹⁶ \$39,150,360 allotted by Federal Emergency Administration for Public Works from appropriation for National Industrial Recovery 1933-35.

No. 3.—*Estimates of appropriations and expenditures, by organization units, for the fiscal year 1935, compared with prior years—Continued*

TABLE A.—GENERAL AND SPECIAL FUNDS—Continued

	Estimates of appropria- tions, 1935	Appropriations, 1934	Appropriations, 1933	EXPENDITURES		
				Estimated, 1935	Estimated, 1934	Actual, 1933
TREASURY DEPARTMENT—Continued						
Treasury, miscellaneous:						
Promoting education of the blind	\$65,000	\$65,000	\$65,000.00	\$65,000	\$51,000	\$65,000.00
Settlement of war claims, act of 1928					3,500	136,896.63
Capital stock payments, Federal land banks						—242,545.00
Capital stock payments, Federal intermediate credit banks						28,000,000.00
Subscriptions to paid-in surplus, Federal land banks, emergency expenditures		50,000,000		5,600,000	44,400,000	
Payments to Federal land banks, reduction in interest rate on mortgages, emergency expenditures		15,000,000		7,050,000	7,950,000	
Subscriptions to preferred shares, Federal savings and loan associations, emergency expenditures		50,000,000			50,000,000	
Subscriptions to capital stock, Federal Deposit Insurance Corporation, act June 16, 1933, emergency expenditures		150,000,000			150,000,000	
Certified claims			45,077.19	20,000	20,000	16,342.47
Claims for damages			2,906.56	3,000	3,000	2,546.97
Judgments			24,337.91	700,000	700,000	668,625.43
Private relief acts			8,221.10	40,000	40,000	30,134.58
Special deposit accounts				1,500,000	1,568,900	—1,382,069.54
Increase of compensation						—66.59
Total, general	65,000	65,000	145,542.76	2,328,000	2,386,400	27,294,864.95
Total, emergency		265,000,000		12,650,000	252,550,000	
Total, annual appropriations	65,000	265,065,000	145,542.76	14,978,000	254,736,400	27,294,864.95
Permanent appropriations:						
Promoting education of the blind	10,000	10,000	10,000.00	10,000	9,000	10,000.00
Premium on sinking-fund purchases						
Increase of compensation						183.72
Refunding moneys erroneously received and covered						2,615.31
Total, Treasury, miscellaneous	75,000	265,075,000	155,542.76	14,988,000	254,745,400	27,307,663.98
Total, general	163,909,091	263,144,036	402,423,139.76	171,535,600	262,017,000	336,248,677.97
Total, emergency		265,000,000		45,879,900	277,195,300	
Total, Treasury Department, exclusive of public debt items	163,909,091	528,144,036	402,423,139.76	217,415,500	539,212,300	336,248,677.97
PUBLIC DEBT						
Permanent appropriations:						
Interest on the public debt	824,349,000	725,000,000	640,000,000.00	824,349,000	742,000,000	689,365,105.60
Sinking fund	517,683,250	432,852,621	426,489,600.00	517,683,200	482,929,400	425,660,300.00
Addition to sinking fund (sec. 308 of Emergency Relief and Construction Act of 1932)	8,055,600	6,805,600		8,055,600	5,192,100	
Purchases from foreign cash repayments, principal and interest (special funds)		90,812,100	69,138,878.00			33,886,650.00
Redemption of securities from Federal Reserve banks and Federal intermediate credit banks, franchise-tax receipts, and old-debt items (special funds)		3,500,000	1,075,000.00			2,036,750.00
Retirements from gifts, forfeitures, and other miscellaneous receipts (special funds):						
First Liberty loan						
Fourth Liberty loan						
Treasury bonds						
Treasury notes						
Total, retirements from gifts, forfeitures, etc.	25,000	100,000	100,000.00	25,000	50,000	21,100.00
Total, public debt	1,350,112,850	1,259,070,321	1,136,803,478.00	1,350,112,800	1,230,171,500	1,150,969,905.60
SUMMARY						
General	1,514,021,941	1,522,214,357	1,539,226,617.76	1,521,648,400	1,492,188,500	1,487,218,583.57
Emergency		17 265,000,000		45,879,900	277,195,300	
Adjustment between cash expenditures and checks issued						+2,466,639.29
Total, Treasury Department	1,514,021,941	1,787,214,357	1,539,226,617.76	1,567,528,300	1,769,383,800	18 1,489,685,222.86
Annual appropriations	150,527,869	508,483,219	377,703,700.76			
Permanent appropriations	1,363,494,072	1,278,731,138	1,161,522,917.00			
Total, Treasury Department	1,514,021,941	1,787,214,357	1,539,226,617.76			

¹⁷ Exclusive of \$65,226,023 allotted by Federal Emergency Administration of Public Works from appropriation for National Industrial Recovery, 1933-35.

¹⁸ Excludes \$1,112,941.82 excess of credits to Farm Credit Administration, special fund, special deposit account.

No. 3.—*Estimates of appropriations and expenditures, by organization units, for the fiscal year 1935, compared with prior years*

[Annual appropriations, general fund, except as otherwise indicated. Items in italics represent emergency expenditures according to the classification of such expenditures in Budget Statement No. 1, table B]

TABLE A.—GENERAL AND SPECIAL FUNDS

	Estimates of appropriations, 1935	Appropriations, 1934	Appropriations, 1933	EXPENDITURES		
				Estimated, 1935	Estimated, 1934	Actual, 1933
WAR DEPARTMENT						
DEPARTMENTAL ACTIVITIES						
Salaries, War Department:						
Office of Secretary of War.....	\$241,167.00	\$263,934.00	\$295,060.00	\$241,200.00	\$222,200.00	\$247,645.35
Office of Chief of Staff.....	196,609.00	208,704.00	232,034.00	196,600.00	186,500.00	201,064.41
Adjutant General's office.....	1,221,777.00	1,301,651.00	1,461,402.00	1,221,800.00	1,153,900.00	1,262,233.41
Office of the Inspector General.....	22,505.00	24,467.00	28,345.00	22,500.00	21,200.00	23,384.23
Office of the Judge Advocate General.....	95,095.00	103,542.00	113,294.00	95,100.00	89,900.00	99,490.12
Office of the Chief of Finance.....	325,877.00	347,806.00	382,720.00	325,900.00	307,800.00	331,849.98
Office of the Quartermaster General.....	697,739.00	757,667.00	830,825.00	697,700.00	657,500.00	723,303.23
Office of the Chief Signal Officer.....	91,523.00	97,259.00	106,620.00	91,500.00	86,400.00	95,143.35
Office of the Chief of Air Corps.....	195,340.00	213,584.00	234,105.00	195,400.00	185,400.00	204,382.81
Office of the Surgeon General.....	240,763.00	252,466.00	282,489.00	240,800.00	227,400.00	246,660.65
Office of Chief of Bureau of Insular Affairs.....	72,035.00	77,636.00	85,413.00	72,000.00	68,400.00	74,971.35
Office of Chief of Engineers.....	108,296.00	113,759.00	124,526.00	108,300.00	102,800.00	112,704.22
Office of Chief of Ordnance.....	377,037.00	405,343.00	446,618.00	377,000.00	356,100.00	391,820.96
Office of Chief of Chemical Warfare Service.....	45,312.00	47,922.00	52,279.00	45,300.00	43,000.00	46,739.44
Office of Chief of Coast Artillery.....	22,417.00	23,580.00	25,720.00	22,400.00	21,200.00	22,953.36
National Guard Bureau, War Department.....	127,604.00	136,634.00	149,804.00	127,600.00	120,500.00	132,951.04
Expenses of administration of war claims.....						246.63
Administrative expenses, World War Adjusted Compensation Act.....						
Records of the World War.....	87,840.00	206,324.00	250,000.00	87,800.00	83,000.00	196,457.42
Increase of compensation, War Department.....						-60.77
Expenses War Department commission for adjustment of British patent claims.....						13,619.78
Total, salaries, War Department.....	4,168,936.00	4,582,278.00	5,101,254.00	4,168,900.00	3,933,200.00	4,427,560.97
Contingent expenses, War Department, including stationery and postage.....	142,500.00	144,750.00	144,750.00	102,700.00	105,000.00	150,682.86
Printing and binding.....	400,000.00	450,000.00	500,000.00	300,000.00	300,000.00	524,686.22
Total, departmental activities.....	4,711,436.00	5,177,028.00	5,746,004.00	4,571,600.00	4,338,200.00	5,102,930.05
MILITARY ACTIVITIES						
Office of Secretary of War:						
Contingencies of the Army.....	7,000.00	9,500.00	9,500.00	3,000.00	5,000.00	4,394.09
General Staff Corps:						
Contingencies, Military Intelligence Division, General Staff Corps.....	27,500.00	39,990.00	47,000.00	25,000.00	25,000.00	43,668.41
Army War College.....	57,903.00	63,927.00	70,000.00	57,900.00	54,900.00	71,045.49
Adjutant General's Department:						
Contingencies, headquarters of military departments, etc.....						20.00
Command and General Staff School, Fort Leavenworth, Kans.....	32,809.00	33,000.00	40,000.00	32,800.00	32,200.00	33,542.83
Welfare of enlisted men.....	31,568.00	66,778.00	70,365.00	31,600.00	30,000.00	70,094.41
Registration and selection for military service.....						-18.33
Field exercises.....	223,052.00			198,000.00		
Total, Adjutant General's Department.....	287,429.00	99,778.00	110,365.00	262,400.00	62,200.00	103,638.91
Finance Department:						
Pay, etc., of the Army.....	125,041,615.00	128,167,494.00	136,242,204.00	122,041,600.00	108,327,800.00	127,447,915.02
Mileage of the Army.....	435,000.00	506,250.00	506,250.00	381,200.00	381,200.00	342,299.21
Expenses of courts-martial.....	30,000.00	50,000.00	58,925.00	30,000.00	30,000.00	30,674.55
Apprehension of deserters, etc.....	25,000.00	30,000.00	30,000.00	25,000.00	25,000.00	12,363.48
Finance service.....	904,514.00	1,024,061.00	1,126,290.00	904,500.00	854,200.00	981,865.80
Claims for loss of or damage to private property.....	32,500.00	30,000.00	200.00	14,500.00	30,000.00	20,664.43
Army account of advances.....						-830,149.11
Working fund, War Department.....						-98,655.57
Total, annual appropriations.....	126,468,629.00	129,807,805.00	137,963,869.00	123,396,800.00	109,648,200.00	127,906,977.81

No. 3.—*Estimates of appropriations and expenditures, by organization units, for the fiscal year 1935, compared with prior years—Continued*

TABLE A.—GENERAL AND SPECIAL FUNDS—Continued

	Estimates of ap- propriations, 1935	Appropriations, 1934	Appropriations, 1933	EXPENDITURES		
				Estimated, 1935	Estimated, 1934	Actual, 1933
WAR DEPARTMENT—Continued						
MILITARY ACTIVITIES—Continued						
Finance Department—Continued.						
Permanent appropriations:						
Claims of officers and men of the Army for destruction of private property.....	\$900.00	\$900.00	\$900.00	\$900.00	\$900.00	\$1,132.35
Total, Finance Department.....	126,469,529.00	129,808,705.00	137,964,769.00	123,397,700	109,649,100.00	127,908,110.16
Quartermaster Corps:						
Subsistence of the Army.....	17,691,828.00	15,160,196.00	11,815,498.00	16,036,400.00	15,600,000.00	20,433,967.05
Replacing subsistence of the Army (special fund).....						-1,944,126.98
Regular supplies of the Army.....	3,092,663.00	2,796,465.00	3,904,926.00	2,440,600.00	2,531,900.00	4,487,953.28
Clothing and equipage.....	5,502,824.00	5,444,045.00	6,300,000.00	3,881,400.00	4,576,000.00	6,865,084.48
Incidental expenses of the Army.....	3,218,587.00	3,373,659.00	3,709,251.00	3,002,700.00	3,053,000.00	3,268,793.99
Army transportation.....	10,399,474.00	11,383,865.00	12,078,734.00	8,792,300.00	9,432,000.00	12,589,341.03
Army transportation, emergency expenditures (motor vehicles) (N.I.R.).....		(¹)			10,000,000.00	
Horses, draft and pack animals.....	219,789.00	168,827.00	202,500.00	219,800.00	70,000.00	205,630.56
Construction of buildings, etc., at military posts.....			2,250,000.00		85,000.00	6,871,256.86
Construction of buildings, etc., at military posts, emergency expenditures (N.I.R.).....		(²)		19,750,800.00	27,997,100.00	
Construction of buildings, utilities, and appurtenances at military posts, emergency construction.....			15,164,000.00		4,663,600.00	4,745,732.28
Barracks and quarters.....	9,174,695.00	11,628,787.00	13,595,017.00	7,535,700.00	9,033,100.00	14,519,377.70
Barracks and quarters, emergency expenditures (N.I.R.):						
Reconditioning at Army posts.....		(³)			6,100,600.00	
Construction, repair, and improvement of structures damaged or destroyed by hurricane.....		(⁴)			1,125,200.00	
Supplies, services and transportation, Quartermaster Corps.....						-7,625.16
Sewage disposal system, Fort Slocum, N.Y.....			25,000.00			57.20
Sewerage system, Fort Monroe, Va.....	16,866.00	16,866.00	16,866.00	16,900.00	16,800.00	15,273.41
Construction and repair of hospitals.....	429,521.00	497,232.00	550,000.00	329,500.00	417,500.00	546,240.21
Construction and repair of hospitals, emergency construction.....						506.38
Acquisition of land.....			16,207.00			72,680.59
Army participation in Yorktown Sesquicentennial celebration.....						28.78
General appropriations, Quartermaster Corps.....						-1,046.55
Inland and port storage and shipping facilities.....						1.74
Vocational training of soldiers.....						-50.00
Total, Quartermaster Corps.....	49,746,247.00	50,469,942.00	69,627,999.00	62,006,100.00	94,701,800.00	72,669,076.85
Signal Corps:						
Signal service of the Army.....	1,919,599.00	2,401,870.00	2,544,275.00	1,519,600.00	1,573,700.00	2,925,780.55
Signal service of the Army, emergency expenditures (N.I.R.).....		(⁵)		6,800.00	169,300.00	
Increase for aviation.....						-781.35
Total, Signal Corps.....	1,919,599.00	2,401,870.00	2,544,275.00	1,526,400.00	1,743,000.00	2,924,999.20
Air Corps:						
Air Corps, Army, expenses.....	21,450,253.00	23,324,185.00	25,439,131.00	5,598,300.00	13,218,000.00	14,681,053.74
Air Corps, Army, public works.....					85,000.00	1,836,618.07
Air Corps, Army, emergency construction.....					11,400.00	102,878.39
Procurement of new airplanes.....				9,852,000.00	7,000,300.00	5,308,752.07
Procurement of new airplanes, emergency expenditures (N.I.R.).....		(⁶)		4,000,000.00	3,500,000.00	
Total, Air Corps.....	21,450,253.00	23,324,185.00	25,439,131.00	19,450,300.00	23,814,700.00	21,929,302.27
Medical Department:						
Medical and hospital department.....	1,105,038.00	1,183,723.00	1,290,000.00	905,000.00	857,400.00	1,471,545.39
Hospital care, Canal Zone garrisons.....	40,000.00	40,000.00	40,000.00	40,000.00	40,000.00	33,333.33
Army Medical Museum and Library.....	20,532.00	28,000.00	28,000.00	20,500.00	20,500.00	27,610.50
Total, Medical Department.....	1,165,570.00	1,251,723.00	1,358,000.00	965,500.00	917,900.00	1,532,489.22
Corps of Engineers:						
Engineer service, Army.....	350,071.00	427,072.00	471,510.00	250,100.00	264,400.00	515,538.07

Allotted by Federal Emergency Administration of Public Works from appropriation for National Industrial Recovery, 1933-35:

¹ \$10,000,000; ² \$49,979,637; ³ \$6,100,693; ⁴ \$1,125,286; ⁵ \$176,170; ⁶ \$7,500,000.

No. 3.—*Estimates of appropriations and expenditures, by organization units, for the fiscal year 1935, compared with prior years—Continued*

TABLE A.—GENERAL AND SPECIAL FUNDS—Continued

	Estimates of ap- propriations, 1935	Appropriations, 1934	Appropriations, 1933	EXPENDITURES		
				Estimated, 1935	Estimated, 1934	Actual, 1933
WAR DEPARTMENT—Continued						
MILITARY ACTIVITIES—Continued						
Ordnance Department:						
Ordnance service and supplies, Army.....	\$6,910,973.00	\$9,366,116.00	\$9,832,715.00	\$4,911,000.00	\$5,706,400.00	\$10,099,484.33
Ordnance service and supplies, emergency expenditures (N.I.R.).....		(7)		500,000.00	5,500,000.00	
Ordnance stores, ammunition.....						5,200.00
Ammunition storage facilities.....						117,235.68
Manufacture of arms.....						—38.93
Rehabilitation of Picatinny Arsenal.....					19,500	866.76
Field Artillery armament.....						1,080.08
Proving grounds, Army.....						104.14
Repairs of arsenals.....	694,831.00	767,881.00	807,881.00	658,500.00	751,900.00	819,107.59
Repairs of arsenals, emergency construction.....						12,892.19
Rock Island Bridge, Rock Island, Ill.....	27,300.00	31,700.00	47,000.00	27,300.00	30,000.00	37,885.37
Gages, dies, and jigs for manufacture.....	29,870.00	70,300.00	74,800.00	29,800.00	30,000.00	72,769.85
Nitrate plants.....						5.00
Moline-Rock Island Bridge.....						139,972.86
Total, annual appropriations.....	7,662,974.00	10,235,997.00	10,762,396.00	6,126,600.00	12,037,800.00	11,306,004.22
Permanent appropriations:						
Ordnance material, proceeds of sales (special fund).....	70,000.00	75,000.00	75,000.00	70,000.00		38,729.29
Replacing ordnance and ordnance stores.....						—1,408,250.36
Total, Ordnance Department.....	7,732,974.00	10,310,997.00	10,837,396.00	6,196,600.00	12,037,800.00	9,936,483.15
Chemical Warfare Service:						
Chemical Warfare Service, Army.....	838,043.00	1,255,563	1,222,000.00	738,000.00	748,400.00	1,228,807.75
Chemical Warfare Service, Army, emergency construction.....						10,033.10
Total, Chemical Warfare Service.....	838,043.00	1,255,563	1,222,000.00	738,000.00	748,400.00	1,238,840.85
Chief of Infantry:						
Infantry School, Fort Benning, Ga.....	59,805.00	60,583.00	40,000.00	59,800.00	57,800.00	40,383.39
Tank service.....			27,610.00			19,610.40
Total, Chief of Infantry.....	59,805.00	60,583.00	67,610.00	59,800.00	57,800.00	59,993.79
Chief of Cavalry:						
Cavalry School, Fort Riley, Kans.....	19,432.00	19,690.00	21,000.00	19,400.00	18,700.00	18,169.44
Chief of Field Artillery:						
Field Artillery instruction activities.....	24,068.00	24,220.00	25,000.00	24,100.00	23,600.00	24,885.25
Chief of Coast Artillery:						
Coast Artillery School, Fort Monroe, Va.....	27,262.00	27,385.00	28,000.00	27,300.00	26,900.00	26,887.12
Seacoast Defenses:						
United States.....	678,066.00	986,082.00	997,986.00	578,100.00	586,200.00	992,794.75
United States, emergency expenditures (N.I.R.).....		(8)		473,300.00	526,700.00	
Total, seacoast defenses, United States.....	678,066.00	986,082.00	997,986.00	1,051,400.00	1,112,900.00	992,794.75
Insular possessions.....	224,313.00	514,463.00	669,708.00	174,300.00	314,400.00	813,092.11
Insular possessions, emergency expenditures (N.I.R.).....		(9)		560,300.00	1,439,700.00	
Total, seacoast defenses, insular possessions.....	224,313.00	514,463.00	669,708.00	734,600.00	1,754,100.00	813,092.11
Panama Canal.....	272,591.00	534,886.00	670,442.00	222,600.00	346,700.00	611,426.80
Panama Canal, emergency expenditures (N.I.R.).....		(10)		716,400.00	3,283,600.00	
Total, seacoast defenses, Panama Canal.....	272,591.00	534,886.00	670,442.00	939,000.00	3,630,300.00	611,426.80
Total, seacoast defenses.....	1,174,970.00	2,035,431.00	2,338,136.00	2,725,000.00	6,497,300.00	2,417,313.66
Military Academy:						
Pay of Military Academy.....	1,103,378.00	1,222,487.00	1,247,526.00	1,103,400.00	1,060,600.00	1,191,129.24
Maintenance.....	879,538.00	1,122,097.00	1,154,589.00	787,200.00	879,500.00	1,243,151.19
Buildings.....			2,134.00			2,137.71
U.S. Military Academy, emergency construction.....						79,471.28
Total, Military Academy.....	1,982,916.00	2,344,584.00	2,404,249.00	1,890,600.00	1,940,100.00	2,515,889.42

Allotted by Federal Emergency Administration of Public Works from appropriation for National Industrial Recovery, 1933-35:

⁷ \$6,000,000; ⁸ \$1,000,000; ⁹ \$2,000,000; ¹⁰ \$4,000,000.

No. 3.—*Estimates of appropriations and expenditures, by organization units, for the fiscal year 1935, compared with prior years—Continued*

TABLE A.—GENERAL AND SPECIAL FUNDS—Continued

	Estimates of ap- propriations, 1935	Appropriations, 1934	Appropriations, 1933	EXPENDITURES		
				Estimated, 1935	Estimated, 1934	Actual, 1933
WAR DEPARTMENT—Continued						
MILITARY ACTIVITIES—Continued						
National Guard Bureau:						
Forage, bedding, etc., for animals.....	\$585,537.00	\$801,886.00	\$1,178,238.00	\$527,000.00	\$541,600.00	\$640,702.00
Compensation of help for care of materials, animals, and equip- ment.....	1,810,263.00	2,142,800.00	2,428,553.00	1,629,200.00	1,727,000.00	1,992,159.00
Expenses, camps of instruction, etc.....	8,888,440.00	9,983,981.00	8,078,354.00	7,999,600.00	8,704,400.00	9,733,669.00
Expenses, officers and enlisted men, military service schools.....	162,386.00	359,300.00	319,200.00	146,100.00	45,100.00	279,006.00
Pay of property and disbursing officers.....	73,170.00	75,500.00	79,800.00	65,900.00	69,100.00	80,961.00
General expenses, equipment, and instruction.....	660,869.00	730,776.00	674,984.00	594,800.00	516,000.00	505,623.00
Travel of Regular Army officers and enlisted men.....	171,880.00	305,980.00	327,719.00	154,700.00	54,200.00	168,990.00
Transportation of equipment and supplies.....	175,000.00	225,000.00	225,000.00	157,500.00	100,000.00	213,667.00
Expenses, enlisted men of Regular Army.....	283,498.00	468,450.00	480,000.00	255,200.00	297,800.00	477,116.00
Pay of the National Guard (armory drill).....	9,334,101.00	15,867,385.00	11,584,868.00	8,703,000.00	8,985,500.00	13,851,032.00
Arms, uniforms, equipment, etc., for field service, National Guard.....	2,355,541.00	4,523,806.00	5,886,849.00	2,120,000.00	3,066,200.00	5,316,624.00
Arming, equipping, and training the National Guard, emergency expenditures (N.I.R.).....		(11)			2,238,600.00	
Arming, equipping, and training the National Guard, emer- gency construction.....						884.68
National Guard, section 87, National Defense Act.....						—98,918.95
Total, National Guard Bureau.....	24,500,685.00	35,484,864.00	31,263,565.00	22,353,000.00	26,345,500.00	33,161,514.73
Organized Reserves	3,986,859.00	6,354,348.00	6,354,348.00	3,786,900.00	3,184,000.00	5,745,921.90
Citizens' Military Training:						
Reserve Officers' Training Corps.....	3,108,701.00	3,466,531.00	4,079,484.00	3,108,700.00	2,621,000.00	3,907,806.33
Supplies for schools and colleges.....	8,900.00	8,900.00	8,900.00	8,900.00	8,900.00	8,386.97
Citizens' military training camps.....	987,213.00	2,500,000.00	2,603,624.00	987,200.00	1,000,000.00	2,542,458.11
Total, citizens' military training.....	4,104,814.00	5,975,431.00	6,692,008.00	4,104,800.00	3,629,900.00	6,458,651.41
National Board for Promotion of Rifle Practice:						
Quartermaster supplies and services.....	17,193.00	31,465.00	33,650.00	17,200.00	14,700.00	26,844.80
National trophy and medals.....	150.00	3,000.00	5,500.00	100.00	100.00	1,730.82
Ordnance equipment.....	33,400.00	125,000.00	100,000.00	33,400.00	35,200.00	154,819.18
National matches.....						74,298.73
Total, National Board for Promotion of Rifle Practice.....	50,743.00	159,465.00	139,150.00	50,700.00	50,000.00	257,693.53
Special deposit accounts.....						189,049.92
War claims and judgments.....			1,491,453.41	2,000,000.00	759,200.00	3,265,105.93
Payment of patent claims of British Nationals.....			255,500.00			255,500.00
Private relief acts.....			15,677.91			40,334.14
Total, general.....	245,983,672.00	271,949,253.00	300,797,642.32	225,913,000.00	224,676,400.00	293,314,496.91
Total, emergency.....				26,007,600.00	61,580,800.00	
Total, military activities.....	245,983,672.00	271,949,253.00	300,797,642.32	251,920,600.00	286,557,200.00	293,314,496.91
NONMILITARY ACTIVITIES						
Finance Department:						
Permanent appropriations:						
Extra pay, war with Spain.....	16,000.00	16,000.00	24,000.00	16,000.00	17,000.00	2,331.21
Quartermaster Corps:						
National cemeteries.....	732,854.00	837,219.00	877,862.00	732,800.00	726,900.00	919,441.30
Cemeterial expenses, War Department, emergency expenditures (N.I.R.).....		(12)			592,100.00	
Cemeterial expenses, emergency construction.....						9,079.73
National military parks and national monuments.....						466,009.71
National military parks and national monuments, emergency construction.....						35,564.74
Lincoln Birthplace Memorial.....						5,550.44
Pilgrimage to European cemeteries.....					300,000.00	528,296.53
Government road across Fort Sill Military Reservation.....						
Expenses, Army Band, attending veterans encampments.....						
Restoration, Old Fort Niagara.....						4,494.55

¹¹ \$2,238,624 allotted by Federal Emergency Administration of Public Works from appropriation for National Industrial Recovery 1933-35.

¹² \$592,161 allotted by Federal Emergency Administration of Public Works from appropriation for National Industrial Recovery, 1933-35.

No. 3.—*Estimates of appropriations and expenditures, by organization units, for the fiscal year 1935, compared with prior years—Continued*

TABLE A.—GENERAL AND SPECIAL FUNDS—Continued

	Estimates of ap- propriations, 1935	Appropriations, 1934	Appropriations, 1933	EXPENDITURES		
				Estimated, 1935	Estimated, 1934	Actual, 1933
WAR DEPARTMENT—Continued						
NONMILITARY ACTIVITIES—Continued						
Quartermaster Corps—Continued.						
Missionary Ridge Crest Road						\$164. 69
Monuments or tablets in Cuba and China	\$698. 00	\$770. 00	\$770. 00			742. 13
Total, annual appropriations	733, 552. 00	837, 989. 00	878, 632. 00	\$732, 800. 00	\$1, 619, 000. 00	1, 969, 343. 85
Permanent appropriations:						
Preservation, birthplace of Lincoln (special fund)	(13)	(13)	(13)			199. 68
LaFayette Extension Road, contributions (special fund)						23, 971. 09
Fort Sill Military Road, contributions (special fund)						
Restoration of Old Fort Niagara, N.Y., donations (special fund) 04
Total, Quartermaster Corps	733, 552. 00	837, 989. 00	878, 632. 00	732, 800. 00	1, 619, 000. 00	1, 993, 514. 66
Signal Corps:						
Washington-Alaska military cable and telegraph system	155, 055. 00	160, 772. 00	161, 285. 00	147, 100. 00	150, 000. 00	194, 277. 68
Corps of Engineers:						
Miscellaneous objects:						
Preservation and repair of historical fortifications						13, 213. 46
Interoceanic canals					7, 000. 00	3, 985. 84
Total miscellaneous objects					7, 000. 00	17, 199. 30
Rivers and harbors:						
Maintenance and improvement of existing river and harbor works	24, 044, 945. 00	39, 388, 129. 00	60, 000, 000. 00	21, 789, 600. 00	40, 350, 800. 00	57, 339, 787. 17
Maintenance and improvement of existing river and harbor works, emergency expenditures (N.I.R.):						
Rivers and harbors, general		(15)		27, 248, 000. 00	40, 285, 000. 00	
Upper Mississippi River		(20)		16, 743, 000. 00	16, 369, 000. 00	
Missouri River		(21)		453, 000. 00	17, 300, 000. 00	
Booneville Dam, Columbia River		(22)		7, 338, 000. 00	10, 542, 000. 00	
Dam, Fort Peck, Mont		(23)		15, 701, 000. 00	8, 332, 000. 00	
Maintenance and improvement of existing river and harbor works, emergency construction (act July 21, 1932)		(14)	30, 000, 000. 00		17, 888, 500. 00	12, 261, 420. 20
Muscle Shoals		225, 484. 00	245, 184. 00			217, 078. 48
Fort Pierce Harbor, Fla		30, 000. 00			21, 900. 00	4, 905. 85
Flood control, Mississippi River and tributaries		19, 653, 424. 00	32, 000, 000. 00	9, 746, 800. 00	17, 193, 000. 00	32, 398, 426. 42
Flood control, Mississippi River and tributaries, emergency expenditures (N.I.R.)		(15)		6, 694, 000. 00	37, 306, 000. 00	
Emergency fund for flood control on tributaries of Mississippi River	341, 373. 00	348, 000. 00	400, 000. 00	376, 400. 00	664, 400. 00	337, 304. 53
Flood control, Sacramento River, Calif.		768, 480. 00	1, 000, 000. 00	99, 000. 00	122, 300. 00	977, 022. 41
Flood control, Sacramento River, Calif., emergency expenditures (N.I.R.)		(16)		180, 000. 00	1, 320, 000. 00	
Flood control, Lowell Creek, Alaska			21, 000. 00		19, 400. 00	310. 00
Flood control, emergency construction			15, 500, 000. 00		8, 589, 300. 00	5, 938, 992. 73
Flood control, Winooski River, Vt., emergency expenditures (N.I.R.)		(17)		1, 195, 000. 00	360, 000. 00	
Flood control, Rio Grande at Benito, Tex., emergency expenditures (N.I.R.)		(18)			120, 000. 00	
Protective works and measures, Lake of the Woods and Rainy River, Minn					92, 700. 00	18, 590. 70
Working fund (rivers and harbors)						—12, 310. 92
Special deposit accounts						45, 032. 28
Total, general				32, 011, 800. 00	84, 942, 300. 00	
Total, emergency				75, 552, 000. 00	131, 934, 000. 00	
Total, annual appropriations	24, 386, 318. 00	60, 413, 517. 00	139, 166, 184. 00	107, 563, 800. 00	216, 876, 300. 00	109, 526, 559. 85
Permanent appropriations:						
Permanent International Commission of Congresses of Navigation	3, 000. 00	3, 000. 00	3, 000. 00	3, 000. 00	3, 000. 00	2, 641. 55
Operating and care of canals and other works of navigation	7, 666, 259. 00	7, 695, 000. 00	7, 750, 000. 00	7, 666, 300. 00	6, 616, 600. 00	6, 546, 727. 75
Removing sunken vessels or craft obstructing or endangering navigation	414, 250. 00	448, 200. 00	450, 000. 00	407, 500. 00	370, 300. 00	195, 134. 72

¹³ Included in statement of Trust and Contributed Funds, Interior Department.

¹⁴ \$90,000,000 transferred to emergency conservation work.

Allotted by Federal Emergency Administration of Public Works from appropriation for National Industrial Recovery 1933-35:

¹⁵ \$44,000,000; ¹⁶ \$1,500,000; ¹⁷ \$1,555,000; ¹⁸ \$120,000; ¹⁹ \$73,699,700; ²⁰ \$33,500,000; ²¹ \$17,753,108; ²² \$20,250,000; ²³ \$25,000,000.

No. 3.—*Estimates of appropriations and expenditures, by organization units, for the fiscal year 1935, compared with prior years—Continued*

TABLE A.—GENERAL AND SPECIAL FUNDS—Continued

	Estimates of ap- propriations, 1935	Appropriations, 1934	Appropriations, 1933	EXPENDITURES		
				Estimated, 1935	Estimated, 1934	Actual, 1933
WAR DEPARTMENT—Continued						
NONMILITARY ACTIVITIES—Continued						
Corps of Engineers—Continued.						
Permanent appropriations—Continued.						
Removing obstructions in Mississippi, Atchafalaya, and Old Rivers.....	\$96,500.00	\$93,542.00	\$100,000.00	\$59,400.00	\$50,000.00	\$79,660.03
Operating snag and dredge boats on Upper Mississippi, Illinois, and Minnesota Rivers.....	24,720.00	24,280.00	25,000.00	15,700.00		13,505.56
Operating snag boats on the Ohio River.....	49,000.00	46,550.00	50,000.00	49,000.00		43,755.11
Maintenance of channel, South Pass, Mississippi River.....	94,960.00	89,500.00	100,000.00	80,000.00	83,500.00	127,799.00
Gaging waters of the Mississippi and its tributaries.....	8,965.00	8,188.00	9,600.00	7,500.00	7,800.00	9,025.53
Examination and surveys at South Pass, Mississippi River.....	9,200.00	8,300.00	10,000.00	7,500.00	8,300.00	10,311.63
Funds contributed and advanced for river and harbor im- provements (special fund).....						594,432.64
Funds contributed for flood control (special fund).....						807,638.90
Maintenance and operation of dams, etc., in navigable waters (special fund).....	171,396.00	235,000.00	250,000.00	171,400.00	225,000.00	172,836.87
Protective works and measures, Lake of the Woods and Rainy River, Minn. (special fund).....					35,500.00	11,320.99
Total, Corps of Engineers.....	32,924,568.00	68,839,593.00	147,668,600.00	116,031,100.00	224,283,300.00	118,158,549.43
Bureau of Insular Affairs:						
Construction of public roads and reclamation work, Puerto Rico, emergency expenditures (N.I.R.).....		(24)		540,000.00	960,000.00	
Miscellaneous:						
Judgments and claims.....			113,495.14	125,000.00	46,500.00	139,221.87
Private relief acts.....			4,866.92			7,285.64
Total, annual appropriations.....			118,362.06	125,000.00	46,500.00	146,507.51
Permanent appropriations:						
Soldiers' Home interest account.....	110,000.00	110,000.00	110,000.00	110,000.00	110,000.00	104,382.11
Refunding moneys erroneously received and covered.....						2.99
Total, miscellaneous.....	110,000.00	110,000.00	228,362.06	235,000.00	156,500.00	250,892.61
Total, general.....	33,939,175.00	70,189,838.00	149,206,063.06	41,610,000.00	93,699,700.00	120,599,565.59
Total, emergency.....				76,092,000.00	133,486,100.00	
Total, nonmilitary activities.....	33,939,175.00	70,189,838.00	149,206,063.06	117,702,000.00	227,185,800.00	120,599,565.59
SUMMARY						
General.....	284,634,283.00	347,316,119.00	455,749,709.38	272,094,600.00	322,714,300.00	419,016,992.55
Emergency.....		(25)		102,099,600.00	195,366,900.00	
Adjustment between cash expenditures and checks issued.....						+8,931,721.95
Total, War Department, exclusive of Panama Canal.....	284,634,283.00	347,316,119.00	455,749,709.38	374,194,200.00	518,081,200.00	26 427,948,714.50
Annual appropriations.....	275,915,133.00	338,478,659.00	446,816,209.38			
Permanent appropriations.....	8,719,150.00	8,837,460.00	8,933,500.00			
Total, War Department, exclusive of Panama Canal.....	284,634,283.00	347,316,119.00	455,749,709.38			
Panama Canal:						
Maintenance and operation.....	4,971,490.00	9,172,700.00	9,091,011.00	7,515,300.00	9,140,300.00	9,424,002.61
Maintenance and operation, emergency expenditures (N.I.R.).....		(27)		75,000.00	925,000.00	
Sanitation, Canal Zone.....	768,501.00	698,426.00	755,650.00	770,300.00	580,000.00	662,114.40
Civil government, Panama Canal and Canal Zone.....	792,935.00	1,189,493.00	1,254,215.00	1,055,200.00	879,700.00	1,194,532.82
Special deposit accounts.....						137,108.01
Total, general.....	6,532,926.00	11,060,619.00	11,100,876.00	9,340,800.00	10,600,000.00	11,417,757.84
Total, emergency.....				75,000.00	925,000.00	
Adjustment between cash expenditures and checks issued.....						+1,254,970.75
Total, Panama Canal.....	6,532,926.00	11,060,619.00	11,100,876.00	9,415,800.00	11,525,000.00	12,672,728.59

²⁴ \$1,500,000 allotted by Federal Emergency Administration of Public Works from appropriation for National Industrial Recovery 1933-35.

²⁵ \$309,590,379 allotted by Federal Emergency Administration of Public Works from appropriation for National Industrial Recovery, 1933-35.

²⁶ Excludes \$8,773,569.75 expended for emergency conservation work.

²⁷ \$1,000,000 allotted by Federal Emergency Administration of Public Works from appropriation for National Industrial Recovery, 1933-35.

No. 3.—*Estimates of appropriations and expenditures, by organization units, for the fiscal year 1935, compared with prior years—Continued*

TABLE A.—GENERAL AND SPECIAL FUNDS—Continued

	Estimates of ap- propriations, 1935	Appropriations, 1934	Appropriations, 1933	EXPENDITURES		
				Estimated. 1935	Estimated, 1934	Actual, 1933
WAR DEPARTMENT—Continued						
SUMMARY						
General.....	\$291, 167, 209. 00	\$358, 376, 738. 00	\$466, 850, 585. 38	\$281, 435, 400. 00	\$333, 314, 300. 00	\$430, 434, 750. 39
Emergency.....		(²⁵)		102, 174, 600. 00	196, 291, 900. 00	
Adjustment between cash expenditures and checks issued.....						+10, 186, 692. 70
Total, War Department.....	291, 167, 209. 00	358, 376, 738. 00	466, 850, 585. 38	383, 610, 000. 00	529, 606, 200. 00	440, 621, 443. 09
Annual appropriations.....	282, 432, 059. 00	349, 523, 278. 00	457, 893, 085. 38			
Permanent appropriations.....	8, 735, 150. 00	8, 853, 460. 00	8, 957, 500. 00			
Total, War Department.....	291, 167, 209. 00	358, 376, 738. 00	466, 850, 585. 38			
	Estimates of appropriations, 1935	Appropriations, 1934	Appropriations, 1933	EXPENDITURES		
				Estimated, 1935	Estimated, 1934	Actual, 1933
DISTRICT OF COLUMBIA						
Federal payment, Government share.....	\$5, 700, 000	\$5, 700, 000. 00	\$7, 775, 000. 00	\$5, 700, 000	\$5, 700, 000	\$7, 775, 000. 00
Sewerage, emergency expenditures (N.I.R.).....		(²⁵)		887, 200	872, 300	
Total, District of Columbia ²⁶	5, 700, 000	5, 700, 000. 00	7, 775, 000. 00	6, 587, 200	6, 572, 300	7, 775, 000. 00

²⁵ \$310,590,379 allotted Federal Emergency Administration of Public Works appropriation for National Industrial Recovery, 1933-35.²⁶ \$1,759,500 allotted by Federal Emergency Administration of Public Works from appropriation for National Industrial Recovery, 1933-35.²⁶ For other details of District of Columbia estimates, appropriations, and expenditures, see table B, this statement, p. A74.

No. 3.—*Estimates of appropriations and expenditures, by organization units, for the fiscal year 1935, compared with prior years—Continued*

[Annual appropriations, general fund, except as otherwise indicated. Totals in italics represent emergency expenditures according to the classification of such expenditures in Budget Statement No. 1, table B]

TABLE A.—GENERAL AND SPECIAL FUNDS—Continued

	Estimates of appropriations, 1935	Appropriations, 1934	Appropriations, 1933	EXPENDITURES		
				Estimated, 1935	Estimated, 1934	Actual, 1933
RECAPITULATION						
Legislative.....	\$17,431,892.60	\$16,840,720.00	\$19,228,577.42	\$21,034,500.00	\$18,216,200.00	\$21,477,373.26
Executive office and independent establishments:						
Emergency Conservation Work.....		(¹)		65,190,000.00	341,705,600.00	8,773,569.75
Federal Civil Works Administration.....		(²)			400,000,000.00	
Reconstruction Finance Corporation.....				³ —480,436,600.00	3,969,740,300.00	1,277,038,167.73
Veterans' Administration.....	553,210,091.00	602,838,000.00	948,800,418.52	554,703,000.00	563,980,000.00	884,004,886.30
Other.....	23,197,532.00	3,367,743,729.00	76,589,579.75	517,240,600.00	728,343,967.00	102,536,356.56
Total Executive office and independent establishments.....	576,407,623.00	3,970,581,729.00	1,025,389,998.27	⁴ 656,697,000.00	6,003,769,867.00	2,272,352,980.34
Department of Agriculture.....	895,668,662.00	208,835,662.00	317,214,867.18	1,059,111,700.00	959,380,700.00	250,981,139.02
Department of Commerce.....	32,302,406.00	36,927,575.00	45,470,264.51	41,205,300.00	32,182,800.00	45,968,153.14
Department of the Interior.....	42,530,016.00	63,014,071.67	89,307,419.08	146,576,200.00	104,514,900.00	74,579,716.62
Department of Justice.....	31,165,804.00	41,231,835.00	46,276,877.58	31,178,500.00	35,087,000.00	44,088,327.05
Department of Labor.....	14,048,145.00	14,181,365.00	13,582,573.94	14,224,800.00	13,079,900.00	13,677,841.57
Navy Department.....	287,836,225.00	309,472,660.00	329,651,948.87	454,849,700.00	337,178,400.00	349,561,924.59
Post Office Department, payable from the Treasury.....	92,014,240.00	59,708,081.00	155,031,740.30	92,014,200.00	69,602,600.00	117,438,074.74
State Department.....	11,022,098.00	12,259,719.00	14,149,107.14	11,945,100.00	12,603,800.00	15,641,568.81
Treasury Department:						
Interest.....	824,349,000.00	725,000,000.00	640,000,000.00	824,349,000.00	742,000,000.00	689,365,105.60
Public debt retirements.....	525,763,850.00	534,070,321.00	496,803,478.00	525,763,800.00	488,171,500.00	461,604,800.00
Other.....	163,909,091.00	528,144,036.00	402,423,139.76	217,415,500.00	539,212,300.00	338,715,317.26
Total, Treasury Department.....	1,514,021,941.00	1,787,214,357.00	1,539,226,617.76	1,567,528,300.00	1,769,383,800.00	1,489,685,222.86
War Department, including Panama Canal.....	291,167,209.00	358,376,738.00	466,850,585.38	383,610,000.00	529,606,200.00	440,621,443.09
District of Columbia (Federal contribution).....	5,700,000.00	5,700,000.00	7,775,000.00	6,587,200.00	6,572,300.00	7,775,000.00
Unclassified items.....						—895,138.48
Total, general.....		3,219,344,512.67		3,763,276,000.00	3,533,691,767.00	3,865,915,458.88
Total, emergency.....		<i>3,665,000,000.00</i>		<i>723,286,500.00</i>	<i>6,357,486,700.00</i>	<i>1,277,038,167.73</i>
Total estimates, appropriations and expenditures.....	3,811,316,261.60	6,884,344,512.67	4,069,155,577.43	4,486,562,500.00	9,891,178,467.00	5,142,953,626.61

¹ \$101,875,200 made available from unobligated balances appropriated for public works and \$322,587,315 allotted from appropriation for National Industrial Recovery, 1933-35.

² \$400,000,000 allotted from appropriation for National Industrial Recovery, 1933-35.

³ Excess repayments.

⁴ Net.

No. 3.—*Estimates of appropriations and expenditures, by organization units, for the fiscal year 1935, compared with prior years—Continued*

TABLE B.—TRUST AND CONTRIBUTED FUNDS

	Estimates of appropriations, 1935	Appropriations, 1934	Appropriations, 1933	EXPENDITURES		
				Estimated, 1935	Estimated, 1934	Actual, 1933
ESTIMATES, APPROPRIATIONS, AND EXPENDITURES						
Legislative establishment:						
Contributed funds:						
Library of Congress trust fund, investment account.....						(1)
Library of Congress trust fund, income from investment account.....	\$37,000.00	\$35,000.00	\$35,000.00	\$37,000.00	\$35,000.00	(1)
Library of Congress gift fund.....	25,000.00	35,000.00	74,000.00	25,000.00	35,000.00	(1)
Funds contributed for memorial to John Ericsson.....						(1)
Total, contributed funds, legislative establishment.....	62,000.00	70,000.00	109,000.00	62,000.00	70,000.00	(1)
Independent Establishments:						
Trust funds:						
Alien property funds, Alien Property Custodian.....						—\$70,912.28
Relief and rehabilitation, and interest on investments, Long-shoremen's and Harbor Workers' Compensation Act, Employees' Compensation Commission.....	15,000.00	31,000.00	30,000.00	13,000.00	13,000.00	13,892.86
Federal Power Commission, disposition of charges arising from licensed Indian reservations.....			15,500.00			
Civilian Conservation Corps, savings fund.....					12,700.00	694.00
Interstate Commerce Commission:						
Investment of general railroad contingent fund.....		500,000.00	900,000.00			
Veterans' Administration:						
Government life-insurance fund:						
Losses on converted insurance.....				23,000,000.00	22,500,000.00	24,064,288.09
Loans to policyholders.....				19,500,000.00	20,500,000.00	46,334,416.43
Investments.....				25,540,000.00	25,490,000.00	
Total, Government life-insurance fund.....	68,040,000.00	70,890,000.00	71,665,000.00	68,040,000.00	68,490,000.00	70,398,704.52
Adjusted-service certificate fund.....				2,000,000.00	3,700,000.00	9,419,647.22
Civil-service retirement and disability fund.....				41,650,000.00	40,150,000.00	40,067,140.34
Canal Zone retirement and disability fund.....				600,000.00	600,000.00	538,586.75
Other trust funds:						
Funds due incompetent beneficiaries.....				50,000.00	50,000.00	45,652.52
Unclaimed moneys, Veterans' Administration.....						17.95
General post and Horatio Ward funds, national homes.....				50,000.00	60,000.00	67,049.32
Special deposit account, Veterans' Administration.....						1,713,291.60
Adjustment between cash expenditures and checks issued.....						1,826,011.39
Total, other trust funds.....						—132,870.42
Total, trust funds, Veterans' Administration.....	68,040,000.00	70,890,000.00	71,665,000.00	112,390,000.00	113,050,000.00	122,117,219.80
Total, trust funds, Independent Establishments.....	68,055,000.00	71,421,000.00	72,610,500.00	112,403,000.00	113,075,700.00	122,060,894.38
Department of Agriculture:						
Contributed funds:						
Cooperative work, Forest Service.....	2,000,000.00	1,676,545.00	1,700,000.00	2,000,000.00	1,516,141.00	(2)
Department of Commerce:						
Trust funds:						
Wages and effects of American seamen, Bureau of Navigation and Steamboat Inspection, Department Commerce.....	1,000.00	1,000.00		1,000.00	1,000.00	
Special deposit accounts.....						—965.00
Total, trust funds, Department of Commerce.....	1,000.00	1,000.00		1,000.00	1,000.00	—965.00
Department of the Interior:						
Trust funds:						
Outstanding liabilities, lands, General Land Office.....	450.00	500.00	500.00	400.00	500.00	493.44
Unearned moneys, lands.....						—12.00
Miscellaneous trust funds of Indian tribes.....	3,500,000.00	4,000,000.00	5,800,000.00	3,500,000.00	3,765,900.00	3,970,411.63
Indian moneys, proceeds of labor.....	265,000.00	915,600.00	1,300,000.00	200,000.00	471,800.00	1,015,002.59
Special deposit accounts, Bureau of Indian Affairs.....						276,347.81
Pension money, St. Elizabeths Hospital.....	20,000.00	295,000.00	80,000.00	20,000.00	256,000.00	29,864.76
Personal funds of patients, St. Elizabeths Hospital.....	140,000.00	155,000.00	160,000.00	140,000.00	145,000.00	146,032.70
Adjustment between cash expenditures and checks issued.....						5,438,140.93
Total, trust funds, Department of the Interior.....	3,925,450.00	5,366,100.00	7,340,500.00	3,860,400.00	4,639,200.00	—654,671.53
						4,783,469.40

¹ Included in table A as special funds in 1933.² Actual 1933, carried in table A of this statement.

TABLE B—TRUST AND CONTRIBUTED FUNDS—Continued

	Estimates of appropriations, 1935	Appropriations, 1934	Appropriations, 1933	EXPENDITURES		
				Estimated, 1935	Estimated, 1934	Actual, 1933
ESTIMATES, APPROPRIATIONS, AND EXPENDITURES —Continued						
Department of the Interior —Continued.						
Contributed funds:						
National Park Service, donations.....	\$250,000.00	\$250,000.00	\$50,000.00	\$250,000.00	\$150,000.00	
Preservation, Birthplace of Abraham Lincoln, Office of National Parks, Buildings, and Reservations.....	2,040.00	2,040.00	2,040.00			
Funds contributed for improvement of roads, bridges, and trails, Alaska.....	5,000.00	86,700.00	90,000.00	4,700.00	55,700.00	
Total, contributed funds, Department of the Interior.....	257,040.00	338,740.00	142,040.00	254,700.00	205,700.00	
Total, Department of the Interior.....	4,182,490.00	5,704,840.00	7,482,540.00	4,115,100.00	4,844,900.00	\$4,783,469.40
Department of Justice:						
Trust funds:						
Funds of Federal prisoners.....	500,000.00	550,000.00		600,000.00	600,000.00	646,743.14
Commissary funds, Federal prisons.....	285,000.00	250,000.00		250,000.00	250,000.00	259,576.46
Unclaimed moneys of individuals whose whereabouts are unknown.....				500.00	500.00	564.26
Special deposit account.....						—5,665.68
Adjustment between cash expenditures and checks issued.....						901,218.18 +4,717.06
Total, Department of Justice.....	785,000.00	800,000.00		850,500.00	850,500.00	905,935.24
Department of Labor:						
Unclaimed money of individuals whose whereabouts are unknown.....						701.00
Special deposit accounts.....						—85,431.10
Adjustment between cash expenditures and checks issued.....						84,730.10 —384.00
Total, Department of Labor.....						—85,114.10
Navy Department:						
Trust funds:						
Pay of the Navy deposit fund.....	22,500.00	22,500.00	22,500.00	22,500.00	22,500.00	22,484.34
Navy allotments.....						105.00
Pay of Marine Corps, deposit fund.....	172,000.00	172,000.00	175,000.00	172,000.00	172,000.00	151,367.27
Miscellaneous trust funds.....						145.28
Adjustment between cash expenditures and checks issued.....						174,101.89 —3,813.65
Total, Navy Department.....	194,500.00	194,500.00	197,500.00	194,500.00	194,500.00	170,288.24
Post Office Department:						
Return of subscriptions to Liberty Bond issues.....						29.00
State Department:						
Foreign Service retirement and disability fund:						
Investments.....				260,000.00	260,000.00	97,000.00
Annuities and refunds.....						160,672.14
Total, Foreign Service retirement and disability fund.....				260,000.00	260,000.00	257,672.14
Claims of individuals against foreign countries.....				20,000.00	20,000.00	75,000.00
Miscellaneous trust funds.....	20,000.00	20,000.00	20,000.00			913.24
Adjustment between cash expenditures and checks issued.....						333,585.38 +8,068.07
Total, State Department.....	20,000.00	20,000.00	20,000.00	280,000.00	280,000.00	341,653.45

No. 3.—*Estimates of appropriations and expenditures, by organization units, for the fiscal year 1935, compared with prior years—Continued*

TABLE B.—TRUST AND CONTRIBUTED FUNDS—Continued

	Estimates of appropriations, 1935	Appropriations, 1934	Appropriations, 1933	EXPENDITURES		
				Estimated, 1935	Estimated, 1934	Actual, 1933
ESTIMATES, APPROPRIATIONS, AND EXPENDITURES—Continued						
Treasury Department:						
Trust funds:						
Securities trust fund, Public Debt Service.....				\$30,000.00	\$30,000.00	\$29,234.78
Money and effects of deceased patients, Public Health Service.....				300.00	300.00	265.00
Outstanding liabilities.....				—300,000.00	—300,000.00	—264,015.20
Miscellaneous trust funds.....						20.00
Special deposit accounts.....				—300,000.00	—300,000.00	—324,983.32
						—559,478.74
Adjustment between cash expenditures and checks issued.....						—39,510.35
Total, trust funds, Treasury Department.....				—569,700.00	—569,700.00	—598,989.09
Total, Treasury Department.....				—569,700.00	—569,700.00	—598,989.09
War Department:						
Trust funds:						
Pay of the Army, deposit fund.....	\$800,000.00	\$800,000.00	\$1,000,000.00	800,000.00	800,000.00	849,169.47
Estates of deceased soldiers.....						30,915.87
Soldiers' Home permanent fund.....	753,750.00	607,000.00	607,000.00	753,750.00	643,700.00	521,872.41
Estates of deceased personnel, War Department.....						56.33
Army allotments.....						2,332.05
						1,404,346.13
Adjustment between cash expenditures and checks issued.....						—33,577.65
Total, trust funds, War Department.....	1,553,750.00	1,407,000.00	1,607,000.00	1,553,750.00	1,443,700.00	\$ 1,370,768.48
Contributed funds:						
Funds contributed for flood control.....	515,000.00	550,000.00	640,000.00	515,000.00	550,000.00	(⁴)
Funds contributed for improvement of rivers and harbors.....	1,000,000.00	1,650,000.00	1,150,000.00	1,000,000.00	950,000.00	(⁴)
Funds advanced for improvement of rivers and harbors.....						
Total, contributed funds, War Department.....	1,515,000.00	2,200,000.00	1,790,000.00	1,515,000.00	1,500,000.00	-----
Total, War Department.....	3,068,750.00	3,607,000.00	3,397,000.00	3,068,750.00	2,943,700.00	\$ 1,370,768.48
District of Columbia:						
Annual appropriations:						
General government.....	1,944,014.00	2,098,010.00	2,889,475.30	1,944,000.00	2,328,800.00	2,762,972.77
Protection of life and property.....	5,793,820.00	5,156,794.00	6,360,390.92	5,793,800.00	5,724,100.00	6,054,841.39
Health and sanitation.....	2,408,657.00	2,384,412.00	3,660,299.59	2,408,700.00	2,646,600.00	3,541,526.24
Highways.....	3,404,490.00	2,825,900.00	4,631,877.72	3,404,500.00	3,197,600.00	4,190,918.68
Public welfare.....	6,532,226.00	5,640,293.00	7,127,549.86	6,532,200.00	6,260,700.00	7,201,816.91
Education.....	9,880,561.00	8,893,965.00	12,359,959.93	9,880,600.00	10,172,300.00	11,213,791.43
Recreation.....	1,739,930.94	2,157,960.00	2,610,310.25	1,739,900.00	2,395,300.00	2,573,707.73
Public service enterprises.....	1,506,815.00	1,027,000.00	2,091,330.00	1,506,800.00	1,140,000.00	1,746,428.45
Miscellaneous items.....	180,500.00	191,500.00	915,288.23	180,500.00	212,600.00	597,881.79
Total, annual appropriations.....	33,391,013.94	30,375,834.00	42,646,481.80	33,391,000.00	34,078,000.00	39,883,885.39
Permanent appropriations:						
Refunding taxes.....	50,000.00	35,000.00	60,000.00	50,000.00	35,000.00	52,310.23
Extension of streets and avenues.....	50,000.00	25,000.00	250,000.00	50,000.00	25,000.00	70,858.13
Teachers' retirement fund.....	410,000.00	420,000.00	450,000.00	410,000.00	420,000.00	407,722.67
Miscellaneous trust fund deposits.....	650,000.00	775,000.00	900,000.00	650,000.00	775,000.00	743,239.63
Escheated estates relief fund.....		2,000.00	1,000.00		2,000.00	107.62
Washington redemption fund.....	325,000.00	500,000.00	750,000.00	325,000.00	500,000.00	314,095.36
Policemen and firemen's relief fund.....	920,000.00	900,000.00	800,000.00	920,000.00	900,000.00	882,840.76
Permit fund.....	25,000.00	40,000.00	40,000.00	25,000.00	40,000.00	24,257.05
Industrial Home School fund.....		500.00	1,000.00		500.00	23.71
Total, permanent appropriations.....	2,430,000.00	2,697,500.00	3,252,000.00	2,430,000.00	2,697,500.00	2,495,455.16
Total, trust funds, District of Columbia.....	35,821,013.94	33,073,334.00	45,898,481.80	35,821,000.00	36,775,500.00	42,379,340.55
Deduct transfers from other fund (Federal contribution).....	5,700,000.00	5,700,000.00	7,775,000.00	5,700,000.00	5,700,000.00	7,775,000.00
Net expenditures from revenues of the District of Columbia.....	30,121,013.94	27,373,334.00	38,123,481.80	30,121,000.00	31,075,500.00	34,604,340.55
Total estimates, appropriations and expenditures, trust and contributed funds.....	108,489,753.94	110,868,219.00	123,640,021.80	152,526,150.00	154,282,241.00	163,552,310.55

² Excludes \$694 expended for emergency conservation work.⁴ Included in table A for 1933.

No. 3.—*Estimates of appropriations and expenditures, by organization units, for the fiscal year 1935, compared with prior years—Continued*

TABLE B.—TRUST AND CONTRIBUTED FUNDS—Continued

	Estimates of appropriations, 1935	Appropriations, 1934	Appropriations, 1933	EXPENDITURES		
				Estimated, 1935	Estimated, 1934	Actual, 1933
RECAPITULATION						
Legislative.....	\$62,000.00	\$70,000.00	\$109,000.00	\$62,000.00	\$70,000.00	(¹)
Executive office and independent establishments, except Veterans' Administration.....	15,000.00	531,000.00	945,500.00	13,000.00	25,700.00	—\$56,325.42
Veterans' Administration.....	68,040,000.00	70,890,000.00	71,665,000.00	112,390,000.00	113,050,000.00	122,117,219.80
Total executive office and independent establishments.....	68,055,000.00	71,421,000.00	72,610,500.00	112,403,000.00	113,075,700.00	122,060,894.38
Department of Agriculture.....	2,000,000.00	1,676,545.00	1,700,000.00	2,000,000.00	1,516,141.00	(¹)
Department of Commerce.....	1,000.00	1,000.00	1,000.00	1,000.00	1,000.00	—965.00
Department of the Interior.....	4,182,490.00	5,704,840.00	7,482,540.00	4,115,100.00	4,844,900.00	4,783,469.40
Department of Justice.....	785,000.00	800,000.00	850,500.00	850,500.00	850,500.00	905,935.24
Department of Labor.....						—85,114.10
Navy Department.....	194,500.00	194,500.00	197,500.00	194,500.00	194,500.00	170,288.24
Post Office Department, payable from the Treasury.....						29.00
State Department.....	20,000.00	20,000.00	20,000.00	280,000.00	280,000.00	341,653.45
Treasury Department.....				—569,700.00	—569,700.00	—598,989.09
War Department, including Panama Canal.....	3,068,750.00	3,607,000.00	3,397,000.00	3,068,750.00	2,943,700.00	1,370,768.48
District of Columbia.....	30,121,013.94	27,373,334.00	38,123,481.80	30,121,000.00	31,075,500.00	34,604,340.55
Unclassified items.....						117,116.98
Total estimates, appropriations and expenditures.....	108,489,753.94	110,868,219.00	123,640,021.80	152,526,150.00	154,282,241.00	163,669,427.53

¹ Included in table A special funds for 1933.

BUDGET STATEMENT No. 4

Permanent appropriations included in Budget Statement No. 3

TABLE A.—GENERAL AND SPECIAL FUNDS

	Estimates, 1935	Appropriations, 1934
LEGISLATIVE ESTABLISHMENT		
Library of Congress:		
General fund:		
Bequest of Gertrude M. Hubbard, interest account	\$800	\$800
INDEPENDENT ESTABLISHMENTS		
General fund:		
Smithsonian Institution:		
Interest from trust fund	60, 000	60, 000
Special funds:		
Federal Home Loan Bank Board:		
Assessments upon Federal Home Loan Banks for salaries and expenses of Federal Home Loan Bank Board	317, 420	286, 000
Federal Power Commission:		
Payments to States under Federal Water Power Act	73, 275	66, 150
Federal Reserve Board:		
Salaries and expenses		1, 627, 293
Total, permanent appropriations, general and special funds, under independent establishments	450, 695	2, 039, 443
DEPARTMENT OF AGRICULTURE		
General fund:		
Cooperative agricultural extension work	3, 507, 072	4, 666, 096
Meat inspection, Bureau of Animal Industry	3, 000, 000	2, 550, 000
Refund to depositors, excess of deposits, national forests fund	60, 000	75, 000
National Forest Reservation Commission	2, 600	475
Advances to Agricultural Adjustment Administration	831, 022, 428	
Special funds:		
Payments to States and Territories from national forests fund	660, 000	940, 000
Payments to school funds, Arizona and New Mexico, national forests fund	28, 500	25, 000
Roads and trails for States, national forests fund		370, 000
Total, permanent appropriations, general and special funds, under Department of Agriculture	838, 280, 600	8, 626, 571
DEPARTMENT OF COMMERCE		
General fund:		
Refunding penalties or charges erroneously exacted	3, 000	3, 000
Refunding moneys erroneously received and covered		
Special fund:		
Gas production, helium plants, Bureau of Mines	17, 000	13, 000
Total, permanent appropriations, general and special funds, under Department of Commerce	20, 000	16, 000
DEPARTMENT OF THE INTERIOR		
General fund:		
Repayment for lands erroneously sold	6, 750	7, 500
Interest on Indian trust funds	600, 000	760, 000
Civilization of the Sioux	190, 000	200, 000
Colleges for agriculture and the mechanic arts	1, 912, 500	2, 550, 000
Federal Board for Vocational Education:		
Salaries and expenses, Board proper	137, 560	175, 000
Cooperative vocational education in agriculture	2, 270, 250	2, 520, 000
Cooperative vocational education in trades and industries	2, 287, 500	2, 510, 000
Cooperative vocational education, teachers, etc	817, 500	910, 000
Special funds:		
Expenses, public survey work, general	11, 000	20, 000
Expenses, public survey work, Alaska		
5 percent funds to States (lands)	5, 000	8, 000
Payments to States from receipts under mineral leasing act	1, 175, 000	1, 250, 000
Coos Bay wagon road grant fund	3, 000	18, 000
The Oregon and California land-grant fund	150, 000	200, 000
Payment to Oklahoma from royalties, oil and gas, south half of Red River	6, 000	10, 000
Annette Islands Reserve, Alaska, fund from leases	10, 000	15, 000
Construction, operation, and maintenance of irrigation systems	311, 500	
Public schools, Alaska fund	50, 000	50, 000
Alaska Railroad special fund	1, 247, 000	1, 209, 500
Wagon roads, bridges, and trails, Alaska fund	130, 000	121, 800
Total, permanent appropriations, general and special funds, under Department of the Interior	11, 320, 560	12, 534, 800

No. 4.—*Permanent appropriations included in Budget Statement No. 3—Continued*

TABLE A.—GENERAL AND SPECIAL FUNDS—Continued

	Estimates, 1935	Appropriations, 1934
DEPARTMENT OF LABOR		
General fund:		
Naturalization fees, publishing citizenship text books, Immigration and Naturalization Service.....	\$4, 000	\$4, 000
NAVY DEPARTMENT		
General fund:		
Naval Home, Philadelphia, Pa.....	173, 833	166, 048
Indemnity to seamen and marines for lost clothing.....		50
Special funds:		
Navy fines and forfeitures.....	30, 000	37, 000
Ships' stores profits.....	300, 000	300, 000
Naval hospital fund.....	1, 000, 000	300, 000
Total, permanent appropriations, general and special funds, under Navy Department.....	1, 503, 833	803, 098
POST OFFICE DEPARTMENT		
Payable from postal revenues:		
Unpaid money orders more than 1-year old.....	130, 000	130, 000
Adjusted losses and contingencies, postal funds.....	35, 000	35, 000
Total, permanent appropriations, general and special funds, under Post Office Department.....	165, 000	165, 000
STATE DEPARTMENT		
General fund:		
Pay of consular agents for services to American vessels and seamen.....	10, 000	10, 000
Refunding moneys erroneously received and covered.....	1, 000	1, 000
Refunding passport fees.....		
Total, permanent appropriations, general fund, under State Department.....	11, 000	11, 000
TREASURY DEPARTMENT		
General fund:		
Expenses of loans (act Sept. 24, 1917, as amended and extended).....	510, 522	543, 387
Preparation, custody, and delivery of farm loan bonds, reimbursable.....	17, 861	45, 000
Preparation, custody, and delivery of Federal intermediate credit banks securities, reimbursable.....	2, 139	2, 600
Debentures or drawbacks, bounties or allowances (customs).....	7, 000, 000	10, 000, 000
Refund of excessive duties (customs).....	4, 000, 000	4, 500, 000
Refunding moneys erroneously received and covered (customs).....		
Refunding penalties or charges erroneously exacted (customs).....		
Proceeds of goods seized and sold (customs).....	2, 500	5, 000
Refunding proceeds of unclaimed merchandise (customs).....		
Allowance for loss—abandonment of warehouse goods (customs).....		
Contingent expenses, national currency (reimbursable).....	210, 000	245, 030
Allowance or drawback (internal revenue).....	103, 000	125, 000
Redemption of stamps (internal revenue).....	1, 000, 000	1, 100, 000
Refunding legacy taxes, act Mar. 30, 1928.....	4, 000	5, 000
Refunding moneys erroneously received and covered (internal revenue).....	500	800
Allowance or drawback (industrial alcohol).....	175, 000	90, 000
To promote the education of the blind (interest).....	10, 000	10, 000
Special funds:		
Relief of the indigent, Alaska fund.....	15, 000	18, 000
Redistribution, funds for indigent, Alaska fund.....		
Philippine special fund (customs duties).....	8, 200	10, 000
Salaries and expenses, national bank examiners.....		2, 600, 000
Philippine special fund (internal revenue).....	315, 000	350, 000
Additional income tax on railroads in Alaska.....	7, 500	11, 000
Total, permanent appropriations, general and special funds, under Treasury Department, exclusive of public debt.....	13, 381, 222	19, 660, 817
General fund:		
Interest on the public debt.....	824, 349, 000	725, 000, 000
Public debt retirements from ordinary receipts:		
General fund:		
Sinking fund.....	517, 683, 250	432, 852, 621
Addition to cumulative sinking fund (sec. 308, Emergency Relief and Construction Act of 1932).....	8, 055, 600	6, 805, 600

No. 4.—*Permanent appropriations included in Budget Statement No. 3—Continued*

TABLE A.—GENERAL AND SPECIAL FUNDS—Continued

	Estimates, 1935	Appropriations, 1934
TREASURY DEPARTMENT—continued		
Public debt retirements from ordinary receipts—Continued.		
Special funds:		
Purchase and/or redemption of bonds, etc., from cash repayments of principal by foreign governments.....		\$90, 812, 100
Obligations retired from Federal Reserve bank franchise tax receipts ¹		3, 500, 000
Retirements from gifts, forfeitures, and other miscellaneous receipts.....	\$25, 000	100, 000
Total, public-debt retirements from ordinary receipts.....	525, 763, 850	534, 070, 321
Total, permanent appropriations, general and special funds, under Treasury Department, including public debt.....	1, 363, 494, 072	1, 278, 731, 138
WAR DEPARTMENT		
General fund:		
Claims of officers and men of the Army for destruction of private property.....	900	900
Extra pay to volunteers, war with Spain.....	16, 000	16, 000
Permanent International Commission of Congresses of Navigation.....	3, 000	3, 000
Operating and care of canals and other works of navigation.....	7, 666, 259	7, 695, 000
Removing sunken vessels or craft obstructing or endangering navigation.....	414, 250	448, 200
Removing obstructions in Mississippi, Atchafalaya, and Old Rivers.....	96, 500	93, 542
Operating snag and dredge boats on Upper Mississippi, Illinois, and Minnesota Rivers.....	24, 720	24, 280
Operating snag boats on the Ohio River.....	49, 000	46, 550
Maintenance of channel, South Pass, Mississippi River.....	94, 960	89, 500
Gaging waters of the Mississippi River and its tributaries.....	8, 965	8, 188
Examinations and surveys at South Pass, Mississippi River.....	9, 200	8, 300
Soldiers' Home, interest account.....	110, 000	110, 000
Special funds:		
Ordnance material, proceeds of sales—War.....	70, 000	75, 000
Maintenance and operation of dams and other improvements of navigable waters.....	171, 396	235, 000
Total, permanent appropriations, general and special funds, under War Department.....	8, 735, 150	8, 853, 460
Total, permanent appropriations, general and special funds.....	2, 223, 985, 710	1, 311, 785, 310

TABLE B.—TRUST AND CONTRIBUTED FUNDS

LEGISLATIVE ESTABLISHMENT		
Library of Congress:		
Contributed funds:		
Library of Congress gift fund.....	\$25, 000	\$35, 000
Income on Library of Congress trust fund, investment account.....	37, 000	35, 000
Total, permanent appropriations, contributed funds, Library of Congress.....	62, 000	70, 000
INDEPENDENT ESTABLISHMENTS		
Trust funds:		
Employees' Compensation Commission:		
Relief and rehabilitation, Longshoremen's and Harbor Workers' Compensation Act:		
Relief and rehabilitation.....	6, 000	6, 000
Investment.....	9, 000	25, 000
Interstate Commerce Commission:		
General railroad contingent fund.....	(²)	500, 000
Veterans' Administration:		
United States Government life insurance fund.....	68, 040, 000	70, 890, 000
Total, permanent appropriations, trust funds, under independent establishments.....	68, 055, 000	71, 421, 000
DEPARTMENT OF AGRICULTURE		
Contributed funds:		
Cooperative work, Forest Service.....	2, 000, 000	1, 676, 545
DEPARTMENT OF COMMERCE		
Trust fund:		
Wages and effects of American seamen.....	1, 000	1, 000

¹ This appropriation is no longer active, as sec. 4 of the Banking Act of 1933, amending sec. 7 of the Federal Reserve Act of Dec. 23, 1913 (48 Stat. 163), makes no provision for a franchise tax.

² Law repealed June 16, 1933 (48 Stat. 220, sec. 206 (a)).

No. 4.—*Permanent appropriations included in Budget Statement No. 3—Continued*

TABLE B.—TRUST AND CONTRIBUTED FUNDS—Continued

	Estimates, 1935	Appropriations, 1934
DEPARTMENT OF THE INTERIOR		
Trust funds:		
Miscellaneous trust funds of Indian tribes.....	\$3, 500, 000	\$4, 000, 000
Proceeds of labor (sundry Indian tribes), agencies, schools, etc. (noninterest-bearing accounts) ³	265, 000	915, 600
Outstanding liabilities, lands.....	450	500
Pension money, St. Elizabeths Hospital.....	20, 000	295, 000
Personal funds of patients, St. Elizabeths Hospital.....	140, 000	155, 000
Contributed funds:		
[National Park Service, donations] Office of National Parks, Buildings, and Reservations.....	250, 000	250, 000
Funds contributed for improvement of roads, bridges, and trails, Alaska.....	5, 000	86, 700
Preservation, birthplace of Abraham Lincoln.....	2, 040	2, 040
Total, permanent appropriations, trust and contributed funds, under Department of the Interior.....	4, 182, 490	5, 704, 840
DEPARTMENT OF JUSTICE		
Trust funds:		
Funds of Federal prisoners.....	500, 000	550, 000
Commissary funds, Federal prisons.....	285, 000	250, 000
Total, permanent appropriations, trust funds, under Department of Justice.....	785, 000	800, 000
NAVY DEPARTMENT		
Trust funds:		
Pay of the Navy, deposit fund.....	22, 500	22, 500
Pay of Marine Corps, deposit fund.....	172, 000	172, 000
Total, permanent appropriations, trust funds, under Navy Department.....	194, 500	194, 500
STATE DEPARTMENT		
Trust funds:		
Miscellaneous trust funds.....	20, 000	20, 000
Estates of decedents.....		
Total, permanent appropriations, trust funds, under State Department.....	20, 000	20, 000
WAR DEPARTMENT		
Trust funds:		
Pay of the Army, deposit fund.....	800, 000	800, 000
Soldiers' Home, permanent fund.....	753, 750	607, 000
Contributed funds:		
Funds contributed for river and harbor improvements.....	500, 000	900, 000
Funds advanced for river and harbor improvements.....	500, 000	750, 000
Funds contributed for flood control, Mississippi River, its outlets and tributaries.....	115, 000	350, 000
Funds contributed for flood control, Sacramento River, Calif.....	400, 000	200, 000
Total, permanent appropriations, trust and contributed funds, under War Department.....	3, 068, 750	3, 607, 000
DISTRICT OF COLUMBIA		
Trust funds:		
Refunding taxes.....	50, 000	35, 000
Extension, etc., of streets and avenues.....	50, 000	25, 000
Industrial Home School fund.....		500
Escheated estates relief fund.....		2, 000
Teachers' retirement fund deductions.....	410, 000	420, 000
Miscellaneous trust-fund deposits.....	650, 000	775, 000
Washington redemption fund.....	325, 000	500, 000
Permit fund.....	25, 000	40, 000
Policemen and firemen's relief fund.....	920, 000	900, 000
Total, permanent appropriations, trust funds, under District of Columbia.....	2, 430, 000	2, 697, 500
Total, permanent appropriations, trust and contributed funds.....	80, 798, 740	86, 192, 385
Total, permanent appropriations.....	2, 304, 784, 450	1, 397, 977, 695

³ Includes \$15,600 under Federal Water Power Act, 1934, and \$15,000 under 1935 act.

BUDGET STATEMENT NO. 5

*Summary of allotments and estimated expenditures from appropriation National Industrial Recovery, 1933-35,
\$3,300,000,000*

[Further itemization of these allotments and expenditures is shown in Budget Statement No. 3, table A, under the various organization units]

Department and purpose	Allotted to Nov. 1, 1933	Estimated expenditures, 1935 ¹	Estimated expenditures, 1934 ¹
FEDERAL PROJECTS			
Legislative establishment:			
Library of Congress annex.....	\$2, 800, 000	\$2, 300, 000	\$497, 700
Independent establishments:			
Central Statistical Board, administrative expenses.....	20, 000	4, 000	16, 000
Commodity Credit Corporation, purchase of capital stock.....	3, 000, 000		3, 000, 000
Executive Council, administrative expenses.....	20, 000		20, 000
Emergency Conservation work (Civilian Conservation Corps).....	322, 587, 315	65, 190, 000	248, 604, 000
Farm Credit Administration, aids to agriculture.....	100, 000, 000		60, 000, 000
Federal Emergency Administration of Public Works, administrative expenses.....	6, 812, 205		6, 812, 000
Federal Emergency Administration of Public Works, reserves.....	50, 000, 000	30, 000, 000	3, 000, 000
Federal Emergency Relief Administration.....	2, 500, 000		2, 500, 000
Civil Works Administration.....	² 400, 000, 000		400, 000, 000
Federal Power Commission, power surveys.....	400, 000	224, 000	176, 000
General Accounting Office, salaries and expenses.....	506, 000	314, 000	175, 000
National Advisory Committee for Aeronautics, construction.....	247, 944		247, 900
National Industrial Recovery Administration, administrative expenses.....	4, 250, 000		4, 250, 000
Tennessee Valley Authority, all purposes.....	50, 000, 000	31, 000, 000	19, 000, 000
Veterans' Administration, hospital, Roanoke, Va., and reconditioning hospitals and homes.....	1, 865, 000	675, 000	1, 190, 000
Total, independent establishments.....	942, 208, 464	127, 407, 000	748, 990, 900
Department of Agriculture:			
Physical improvements, tree diseases, and insect control in national forests.....	15, 982, 745	6, 182, 700	9, 800, 000
Federal-aid highways.....	400, 000, 000	215, 000, 000	185, 000, 000
Forest highways.....	15, 000, 000	7, 500, 000	7, 500, 000
Forest roads and trails.....	10, 000, 000	6, 200, 000	3, 800, 000
Public land roads.....	5, 000, 000	1, 500, 000	3, 500, 000
Animal industry, construction.....	1, 559, 240	490, 700	1, 068, 500
Plant quarantine, gypsy moth control.....	2, 020, 620	102, 000	1, 918, 600
Plant industry, disease and erosion control.....	3, 460, 000	1, 032, 400	2, 427, 600
Miscellaneous items.....	2, 902, 084	314, 000	2, 249, 600
Total, Department of Agriculture.....	455, 924, 689	238, 321, 800	217, 264, 300
Department of Commerce:			
Coast and Geodetic Survey work.....	³ 6, 463, 120		
Construction and repair of lighthouses, vessels, and aids to navigation.....	5, 378, 734	2, 925, 000	2, 153, 000
Miscellaneous.....	912, 700	146, 300	766, 400
Total, Department of Commerce.....	12, 754, 554	3, 071, 300	2, 919, 400
Department of the Interior:			
Irrigation and drainage, Indian reservations.....	6, 164, 050	2, 823, 800	3, 340, 200
Roads and other improvements on Indian reservations.....	9, 033, 000	3, 168, 400	5, 864, 600
Alaska Road Commission, roads and landing fields.....	1, 346, 000	371, 000	975, 000
General Land Office, surveying public lands.....	1, 000, 000	640, 000	360, 000
Soil-erosion prevention.....	5, 000, 000	3, 000, 000	2, 000, 000
Geological Survey work.....	3, 741, 074	1, 773, 400	1, 967, 600
National parks, buildings, and reservations:			
Roads and trails.....	20, 630, 650	9, 750, 000	6, 470, 600
Physical improvements, etc.....	4, 375, 342	1, 700, 000	1, 960, 000
Reclamation:			
Boulder Canyon.....	38, 000, 000	24, 000, 000	5, 450, 000
Grand Coulee Dam.....	15, 000, 000	13, 325, 000	1, 675, 000
Owyhee Dam project.....	5, 000, 000	3, 420, 000	1, 580, 000
All-American Canal, California.....	6, 000, 000	5, 430, 000	570, 000
Vale Dam project.....	1, 000, 000	690, 000	310, 000
Casper Alcova.....	12, 000, 000	6, 000, 000	1, 042, 000
Other reclamation projects.....	15, 895, 000	9, 110, 000	3, 471, 000
St. Elizabeths Hospital.....	930, 000	493, 300	436, 700
Howard University, building and improvements.....	2, 278, 811	1, 163, 100	1, 115, 700
Subsistence homesteads.....	25, 000, 000	15, 800, 000	9, 200, 000
Miscellaneous items.....	632, 858	72, 400	560, 400
Total, Department of the Interior.....	173, 026, 785	102, 730, 400	48, 348, 800
Department of Justice:			
Penal and correctional institutions.....	979, 845		979, 800

¹ As estimated by the various agencies controlling the expenditures.² Allotment made subsequent to Nov. 1, 1933.³ Allotment withdrawn.

No. 5—Summary of allotments and estimated expenditures from appropriation National Industrial Recovery, 1933-35,
\$3,300,000,000—Continued

Department and purpose	Allotted to Nov. 1, 1933	Estimated expenditures, 1935	Estimated expenditures, 1934
FEDERAL PROJECTS—continued			
Labor Department: Immigration, immigration stations, employment service, and investi- gations.....	\$1, 903, 480	\$393, 400	\$1, 510, 000
Navy Department:			
Aeronautics.....	7, 500, 000	4, 368, 000	3, 132, 000
Construction at shore stations.....	22, 810, 552	10, 000, 400	12, 010, 900
Naval Hospital, Philadelphia.....	2, 250, 000	100, 000	2, 150, 000
Machine tools.....	2, 430, 225	50, 000	2, 380, 200
Ship construction.....	238, 000, 000	129, 468, 000	35, 298, 000
Miscellaneous.....	1, 775, 147	683, 000	1, 092, 100
Total, Navy Department.....	274, 765, 924	144, 669, 400	56, 063, 200
Post Office Department: Equipment shop repairs.....	7, 600	-----	7, 600
Department of State:			
International boundary, United States-Mexico, flood-control works.....	1, 934, 500	750, 000	1, 184, 500
International boundary, United States, Alaska, Canada, boundary markings.....	26, 500	-----	26, 500
Total, Department of State.....	1, 961, 000	750, 000	1, 211, 000
Treasury Department:			
Coast Guard, construction and repair of vessels and shore stations.....	24, 833, 535	11, 139, 900	13, 693, 400
Public Health Service.....	1, 142, 128	90, 000	1, 051, 900
Public buildings.....	39, 150, 360	22, 000, 000	10, 000, 000
Treasurer, United States relief of contractors.....	100, 000	-----	100, 000
Total, Treasury Department.....	65, 226, 023	33, 229, 900	24, 845, 300
War Department:			
Airplanes.....	7, 500, 000	4, 000, 000	3, 500, 000
Construction and rehabilitation of buildings, etc., at military posts.....	57, 205, 615	19, 750, 800	35, 222, 900
Seacoast defenses.....	7, 000, 000	1, 750, 000	5, 250, 000
Motorization of the Army.....	10, 000, 000	-----	10, 000, 000
Ammunition.....	6, 000, 000	500, 000	5, 500, 000
National Guard, construction and rehabilitation of camps.....	2, 238, 624	-----	2, 238, 600
Roads and drainage, Puerto Rico.....	1, 500, 000	540, 000	960, 000
Flood Control:			
Lower Mississippi.....	44, 000, 000	6, 694, 000	37, 306, 000
Sacramento River.....	1, 500, 000	180, 000	1, 320, 000
Winooska River Dam.....	1, 555, 000	1, 195, 000	360, 000
Rivers and Harbors:			
General.....	73, 699, 700	27, 248, 000	40, 285, 000
Missouri River.....	17, 753, 108	453, 000	17, 300, 000
Upper Mississippi.....	33, 500, 000	16, 743, 000	16, 369, 000
Bonneville Dam, Columbia River.....	20, 250, 000	7, 338, 000	10, 542, 000
Dam, Fort Peck, Mont.....	25, 000, 000	15, 701, 000	8, 332, 000
Miscellaneous items.....	888, 331	6, 800	881, 400
Total, War Department.....	309, 590, 378	102, 099, 600	195, 366, 900
Panama Canal: Buildings, wharves, etc.....	1, 000, 000	75, 000	925, 000
District of Columbia: Sewerage.....	1, 759, 500	887, 200	872, 300
Total, Federal projects.....	2, 243, 908, 242	755, 935, 000	1, 299, 802, 200
	Allotted to Dec. 12, 1933		
Approved projects for States and municipalities.....	260, 156, 434	182, 152, 000	203, 174, 000
Approved projects for other public bodies.....	97, 532, 833		
Approved projects for public bodies, housing.....	48, 487, 958		
Approved projects for public bodies, private projects.....	13, 193, 000		
Approved projects for public bodies, relief highway projects.....	8, 931, 000		
Approved projects, railroads.....	176, 808, 000	93, 208, 000	83, 600, 000
Total public bodies.....	605, 109, 225	275, 360, 000	286, 774, 000
Total authorizations, allotments and expenditures.....	2, 849, 017, 467	1, 031, 295, 000	1, 586, 576, 200
Remainder available for authorization.....	450, 982, 533	141, 900, 000	250, 400, 000
	3, 300, 000, 000	1, 173, 195, 000	1, 836, 976, 200

BUDGET STATEMENT No. 6

Summary of estimated expenditures of the Reconstruction Finance Corporation, fiscal years 1935 and 1934, compared with actual expenditures for the fiscal years 1933 and 1932

[This statement does not include the issue of debentures by the Corporation for preferred stock of banks, which is a contingent liability, nor does it include the sale of the obligations of the Corporation for gold]

Purpose	Estimated, 1935, contingent upon enactment of legislation extending authority of Corporation to June 30, 1934	Estimated, 1934		Actual, 1933	Actual, 1932
		Contingent upon enactment of legislation extending obligat- ing authority of Corporation to June 30, 1934	Based on expira- tion of obligat- ing authority of Corporation Jan. 22, 1934, as pro- vided under ex- isting law		
Direct expenditures by the Corporation					
GROUP I					
To the following classes of borrowers under section 5 of the Reconstruction Finance Corporation Act:					
Banks and trust companies.....		\$780,000,000	\$600,000,000	\$661,568,972	\$497,387,937
Repayments.....	\$459,000,000	500,000,000	410,000,000	412,645,884	72,493,344
Railroads.....		129,000,000	76,000,000	234,074,861	145,653,540
Repayments.....		36,000,000	36,000,000	19,502,370	6,166,680
Mortgage loan companies.....		200,000,000	150,000,000	109,705,609	66,568,867
Repayments.....	22,000,000	20,000,000	17,000,000	20,172,050	595,474
Regional agricultural credit corporations.....		180,000,000	125,000,000	118,906,146	
Repayments.....	16,000,000	120,000,000	107,000,000	12,370,876	
Building and loan associations.....		15,000,000	12,000,000	66,955,261	42,117,079
Repayments.....	19,000,000	26,000,000	18,000,000	26,183,016	1,015,857
Insurance companies.....		20,000,000	15,000,000	37,806,221	46,010,639
Repayments.....	16,000,000	13,000,000	9,000,000	13,147,201	570,472
Federal land banks.....		171,000,000	171,000,000	21,800,000	
Livestock credit corporations.....		2,000,000	2,000,000	6,361,896	5,893,635
Repayments.....	1,000,000	2,000,000	2,000,000	7,742,589	160,656
Joint-stock land banks.....		20,000,000	15,000,000	7,080,382	864,217
Repayments.....				171,538	24,021
Federal intermediate-credit banks.....				9,250,000	
Repayments.....				9,250,000	
Agricultural credit corporations.....		2,000,000	2,000,000	4,037,930	286,366
Repayments.....	1,000,000	1,000,000	1,000,000	2,201,342	1,302
Credit unions.....		1,000,000	1,000,000	197,422	367,727
Repayments.....				12,555	3,393
Total loans under section 5.....		1,520,000,000	1,169,000,000	1,277,744,700	805,150,007
Total repayments.....	534,000,000	718,000,000	600,000,000	523,399,421	81,031,199
Net expenditures, group I.....	1 534,000,000	802,000,000	569,000,000	754,345,279	724,118,808
GROUP II					
To aid in organization or reorganization of banks and trust companies through the purchase of preferred stock.....	45,000,000	1,350,000,000	1,000,000,000	31,083,000	
To aid in organization or reorganization of banks and trust companies through the purchase of capital notes and debentures.....				200,000	
Repayments.....					
To aid in organization or reorganization of banks and trust companies through loans secured by preferred stock.....				12,185,000	
Repayments.....				4,685	
To States, Territories, and political subdivisions of States for relief purposes under the Emergency Relief and Construction Act of 1932.....		1,460,151	1,460,151	298,539,849	
Repayments.....				466,145	
To States for relief purposes under the Federal Emergency Relief Act of 1933 upon certificates from the Federal Emergency Relief Administrator.....		462,089,858	462,089,858	37,910,142	
To agricultural improvement districts (drainage, levee, and irrigation).....		50,000,000	25,000,000		
Repayments.....					
To aid in financing self-liquidating construction projects that will provide employment, under section 201 (a) of the Emergency Relief and Construction Act of 1932, including repair and reconstruction of buildings damaged by earthquake, fire, and tornado.....	56,000,000	93,000,000	93,000,000	30,176,281	
Repayments.....	2,000,000			42,100	
To aid in financing the sale of agricultural surpluses in foreign markets, section 201 (c).....		100,000,000	55,000,000		
Repayments.....	3,000,000				
To finance the carrying and orderly marketing of agricultural commodities and livestock produced in the United States, section 201 (d), including funds for Commodity Credit Corporation.....		500,000,000	250,000,000	3,679,499	
Repayments.....		2,000,000	2,000,000	938,500	

No. 6—Summary of estimated expenditures of the Reconstruction Finance Corporation, fiscal years 1935 and 1934, compared with actual expenditures for the fiscal years 1933 and 1932—Continued

Purpose	Estimated, 1935, contingent upon enactment of legislation extending obligating authority of Corporation to June 30, 1934	Estimated, 1934		Actual, 1933	Actual, 1932
		Contingent upon enactment of legislation extending obligating authority of Corporation to June 30, 1934	Based on expiration of obligat- ing authority of Corporation Jan. 22, 1934, as provided under existing law		
Direct expenditures by the Corporation—Continued					
GROUP II—Continued					
To the Secretary of Agriculture (loans under sec. 5 of the Agriculture Adjustment Act of 1933), purchase of cotton.....		\$3,300,000	\$3,300,000		
Repayments.....		3,300,000	3,300,000		
Total payments.....	\$56,000,000	2,559,850,009	1,889,850,009	\$413,773,771	
Total repayments.....	50,000,000	5,300,000	5,300,000	1,451,430	
Net expenditures, group II.....	6,000,000	2,554,550,009	1,884,550,009	412,322,341	
Net expenditures, groups I and II.....	² 528,000,000	3,356,550,009	2,453,550,009	1,166,667,620	\$724,118,808
Administrative expenses.....	5,313,400	7,658,800	7,658,800		
Adjustment to cash expenditures on basis of daily statement of United States Treasury.....				7,403,795	18,250,802
Total direct cash expenditures.....	² 522,686,600	3,364,208,809	2,461,208,809	1,159,263,825	705,868,006
From funds allocated by the Corporation					
To the Secretary of Agriculture for crop loans to farmers in 1932 from funds furnished him by the Reconstruction Finance Corporation.....					63,314,231
Repayments.....					111,846
To the Secretary of Agriculture for crop loans in 1933.....		11,701,853	11,701,853	58,400,167	
Repayments.....				21,656,446	
Net expenditures, crop production loans.....				36,743,721	63,202,385
Adjustment between cash expenditures and checks issued.....				405,159	-1,335,183
Total cash expenditures, crop production loans.....		11,701,853	11,701,853	37,148,880	61,867,202
To Regional Agricultural Credit Corporations for capital and expenses.....	3,250,000	7,255,000	7,255,000		
To Regional Agricultural Credit Corporations for loans.....				45,276,192	
Adjustment between cash expenditures and checks issued.....				-6,436,014	
Total cash expenditures, Regional Agricultural Credit Corporations.....	3,250,000	7,255,000	7,255,000	38,840,178	
To the land-bank commissioner:					
To make loans to joint-stock land banks.....	39,000,000	61,000,000	61,000,000		
To farmers under the Emergency Farm Mortgage Act of 1933.....		199,803,638	199,803,638	196,362	
Adjustment between cash expenditures and checks issued.....				-86,338	
Total cash expenditures, Farm Mortgage Relief Act.....	39,000,000	260,803,638	260,803,638	110,024	
Credits from crop-loan collections, Farm Credit Administration, revolving fund.....		45,000,000	45,000,000	³ 2,294,739	
To the Secretary of the Treasury for purchase of home-loan bank stock.....		81,771,000	81,771,000	42,970,000	
To the Secretary of the Treasury for purchase of Home Owners' Loan Corporation stock.....		199,000,000	199,000,000	1,000,000	
Total cash expenditures from funds allocated by the corporation.....	42,250,000	605,531,491	605,531,491	117,774,343	61,867,202
SUMMARY					
Total expenditures.....	103,563,400	4,693,040,300	3,672,040,300	1,837,066,453	868,464,238
Total repayments.....	584,000,000	723,300,000	605,300,000	546,507,297	81,143,045
Total net expenditures.....	³ 480,436,600	3,969,740,300	3,066,740,300	1,290,559,156	787,321,193
Total adjustments between cash expenditures and checks issued.....				13,520,988	19,585,985
Total cash expenditures, Reconstruction Finance Corporation.....	³ 480,436,600	3,969,740,300	3,066,740,300	1,277,038,168	767,735,208

² Excess repayments.

³ Excess repayments. If the obligating authority of the corporation is allowed to expire Jan. 22, 1934, the estimated net repayments during the fiscal year 1935 will be reduced by \$74,000,000.

BUDGET STATEMENT No. 7

POST OFFICE DEPARTMENT AND POSTAL SERVICE

Estimated expenditures, fiscal year 1935, compared with prior years, detailed statement by activities, etc.

	Estimated, 1935	Estimated, 1934	Expended and obligated, 1933 (partly estimated)
A. Post Office Department proper:			
1. Salaries, Post Office Department:			
Office of the Postmaster General.....	\$205, 510	\$198, 649	\$205, 481
Post Office Department buildings.....		135, 402	240, 116
Office of the First Assistant.....	433, 629	409, 869	439, 404
Office of the Second Assistant.....	376, 501	355, 051	373, 818
Office of the Third Assistant.....	682, 603	644, 185	696, 982
Office of the Fourth Assistant.....	316, 019	296, 731	302, 606
Office of the Solicitor.....	73, 152	69, 088	68, 408
Office of the Chief Inspector.....	168, 300	159, 766	182, 701
Office of the Purchasing Agent.....	31, 860	30, 334	34, 372
Bureau of Accounts.....	81, 198	75, 650	79, 316
Total, salaries, Post Office Department.....	2, 368, 772	2, 374, 725	2, 623, 204
2. Contingent expenses:			
1. Stationery.....	15, 000	14, 900	17, 888
2. Fuel, repairs, etc.....		35, 000	37, 145
3. Telegraphing.....	6, 000	6, 900	7, 524
4. Miscellaneous items.....	40, 250	41, 325	47, 828
5. Furniture and filing cabinets.....	7, 000	4, 750	7, 176
Total, contingent expenses.....	68, 250	102, 875	117, 561
3. Printing and binding, Post Office Department.....	900, 000	890, 000	799, 960
4. Heat, light, and power, Washington, D.C., post office.....			31, 916
5. Claims for damages, Post Office Department.....			39, 385
Total, Post Office Department proper.....	3, 337, 022	3, 367, 600	3, 612, 026
B. Postal Service:			
1. General undistributed:			
1. Electric power, light, etc.....		4, 275	3, 403
2. Travel expenses, Postmaster General and Assistant Post- masters General.....	6, 200	6, 100	3, 750
Total, general undistributed.....	6, 200	10, 375	7, 153
2. Inspection service, post-office inspectors.....	2, 570, 645	2, 430, 250	2, 528, 237
3. Post offices:			
1. Compensation to postmasters.....	40, 500, 000	38, 400, 000	44, 385, 500
2. Compensation to assistant postmasters.....	5, 805, 000	5, 377, 787	6, 320, 000
3. Clerks (including mechanics, watchmen, messengers, and laborers).....	155, 919, 260	143, 666, 907	162, 117, 311
4. Separating mails.....	431, 631	387, 535	423, 588
5. Unusual conditions at post offices.....	45, 000	42, 500	38, 115
6. City-delivery carriers.....	104, 549, 314	95, 678, 228	107, 488, 578
7. Vehicle service.....	13, 460, 358	13, 092, 370	13, 673, 640
8. Car-fare and bicycle allowance.....	1, 200, 000	1, 208, 953	1, 195, 154
9. Special-delivery fees.....	5, 107, 500	4, 823, 750	5, 320, 000
10. Rent, light, and fuel.....	15, 000, 000	15, 758, 456	16, 743, 215
11. Miscellaneous items.....	1, 844, 495	1, 831, 876	1, 947, 848
Total, post offices.....	343, 862, 558	320, 268, 362	359, 652, 949
4. Domestic transportation service:			
1. Power-boat service.....	1, 229, 600	1, 229, 600	1, 284, 000
2. Airplane service.....	14, 994, 627	14, 000, 000	19, 454, 981
3. Railroad transportation and mail-messenger service.....	98, 980, 447	98, 984, 745	104, 690, 641
4. Railway Mail Service:			
1. Salaries.....	47, 401, 684	43, 617, 662	48, 526, 600
2. Travel expenses and allowances.....	2, 410, 000	2, 435, 000	2, 459, 750
3. Miscellaneous items.....	775, 000	946, 770	1, 092, 000
Total, Railway Mail Service.....	50, 586, 684	46, 999, 432	52, 078, 350
5. Electric- and cable-car service.....	375, 000	411, 950	450, 265
Total, domestic transportation.....	166, 166, 358	161, 625, 727	177, 958, 237
5. Foreign mail transportation.....	38, 485, 410	38, 295, 290	35, 019, 891
6. Balances due foreign countries.....	1, 000, 000	1, 000, 000	1, 400, 000
7. Village delivery service.....	1, 408, 905	1, 300, 157	1, 444, 094
8. Rural Delivery Service.....	82, 902, 500	80, 000, 000	93, 780, 100

BUDGET STATEMENT No. 7—Continued

POST OFFICE DEPARTMENT AND POSTAL SERVICE—Continued

Estimated expenditures, fiscal year 1935, compared with prior years, detailed statement by activities, etc.—Continued

	Estimated, 1935	Estimated, 1934	Expended and obligated, 1933 (partly estimated)
B. Postal Service—Continued.			
9. Star-route service:			
1. Alaska star-route service.....	\$135, 000	\$135, 000	\$130, 701
2. Other star-route service.....	12, 700, 000	13, 385, 043	14, 275, 000
Total, star-route service.....	12, 835, 000	13, 520, 043	14, 405, 701
10. Manufacturing and repair operations:			
1. Manufacture of postage stamps and stamped paper.....	3, 500, 000	3, 500, 000	3, 146, 910
2. Mail bags and equipment.....	804, 500	735, 000	791, 113
Total, manufacturing and repair operations.....	4, 304, 500	4, 235, 000	3, 938, 023
11. Maintenance and operation of public buildings.....	16, 404, 806		
12. Losses and indemnities:			
1. Adjusted losses and contingencies, postal funds.....	35, 000	35, 000	119, 070
2. Indemnities, domestic mail.....	625, 000	625, 000	600, 000
3. Indemnities, international mail.....	15, 000	15, 000	10, 741
4. Personal or property damage claims.....	18, 000	12, 000	11, 969
Total, losses and indemnities.....	693, 000	687, 000	741, 780
13. Miscellaneous:			
1. Payment of rewards.....	45, 000	45, 000	45, 000
2. Unpaid money orders more than 1 year old.....	130, 000	130, 000	201, 101
3. Other miscellaneous items:			
1. Stationery.....	500, 000	500, 000	522, 388
2. Twine and tying devices.....	300, 000	250, 000	269, 228
3. Post-office equipment and supplies.....	700, 000	690, 000	693, 417
4. Shipment of supplies.....	51, 506	45, 000	47, 858
5. Distribution of stamped paper.....	19, 940	18, 400	21, 350
6. Labor-saving devices.....	397, 250	400, 000	461, 974
7. Pneumatic-tube service.....	548, 000	545, 796	539, 932
8. Rewards to postal employees for inventions.....	1, 500		
9. Freight, express, or motor transportation of equipment, etc.....	344, 100	344, 100	348, 218
Total, other miscellaneous items.....	2, 862, 296	2, 793, 296	2, 904, 365
Total, miscellaneous items.....	3, 037, 296	2, 968, 296	3, 150, 466
Total, Postal Service.....	673, 677, 178	626, 340, 500	694, 026, 631
Total expenditures, Postal Service and Post Office Department, including deficiencies payable from the Treasury.....	677, 014, 200	629, 708, 100	697, 638, 657
C. Postal Service receipts:			
1. Sale of postage stamps and other stamped paper.....	454, 000, 000	443, 570, 000	456, 406, 991
2. Second-class postage paid in money.....	19, 000, 000	18, 000, 000	18, 153, 819
3. Postage paid in money under permit.....	80, 370, 000	77, 000, 000	81, 485, 365
4. Box rents.....	7, 500, 000	7, 000, 000	6, 859, 997
5. Foreign-mail transit service.....	800, 000	800, 000	810, 935
6. Fines and penalties.....	40, 000	40, 000	39, 220
7. Dead letters.....	90, 000	90, 000	89, 389
8. Revenues from money-order business.....	16, 000, 000	15, 800, 000	15, 835, 125
9. Unpaid money orders more than 1 year old.....	800, 000	800, 000	780, 628
10. Interest and profits, Postal Savings System.....	6, 000, 000	6, 500, 000	6, 690, 227
11. Miscellaneous.....	400, 000	400, 000	479, 668
Total receipts.....	585, 000, 000	570, 000, 000	587, 631, 364
D. Excess of expenditures over receipts.....	92, 014, 200	59, 708, 100	110, 007, 293
Less unliquidated obligations of 1933.....			21, 190, 663
Excess of 1933 disbursements over 1933 receipts.....			88, 816, 630
Plus expenditures pertaining to prior years:			
1932.....			23, 085, 793
1931.....			220, 442
1930 and prior.....			252, 027
Plus adjustment to Treasury basis.....			112, 374, 892
Deficiency in postal revenues.....	92, 014, 200	59, 708, 100	5, 005, 300
E. Maintenance and operation of public buildings.....		9, 886, 900	
Claims, judgments, and private relief acts.....			57, 882
Total payable from general fund of the Treasury.....	92, 014, 200	69, 595, 000	117, 438, 074

BUDGET STATEMENT NO. 8

Classification by governmental functions of estimated expenditures, fiscal years 1935 and 1934, and actual expenditures fiscal year 1933

(For description of the character of expenditures comprehended within the various functions, see p. A1)

	Estimated expenditures, 1935	Percent	Estimated expenditures, 1934	Percent	Actual expenditures, 1933	Percent
A. General functions:						
1. Legislative.....	\$13,395,800.00	0.30	\$12,606,500.00	0.13	\$11,278,203.62	0.22
2. Judicial.....	9,106,500.00	.20	9,061,700.00	.09	9,525,324.33	.19
3. Executive.....	267,900.00	.01	249,400.00	.00	252,948.04	.00
4. General administration:						
a. Fiscal administration.....	57,847,800.00	1.28	58,968,200.00	.60	63,115,570.88	1.23
b. Government supply services.....	2,498,700.00	.06	2,538,000.00	.03	2,872,378.58	.06
c. Public-buildings service.....	10,218,700.00	.23	18,178,700.00	.18	28,821,150.17	.56
d. Civil pensions and allow- ances and Federal pay- ments to civil service and foreign service retirement funds.....	23,114,100.00	.52	23,119,100.00	.23	23,223,565.84	.45
e. Other general expenses ¹	193,000.00	.01	282,000.00	.00	721,072.18	.01
Total, general adminis- tration.....	93,872,300.00	2.10	103,086,000.00	1.04	118,753,737.65	2.31
5. Construction of General Govern- ment buildings, including sites.....	16,759,100.00	.37	91,752,700.00	.93	117,112,730.99	2.28
Total, general functions.....	133,401,600.00	2.98	216,756,300.00	2.19	256,922,944.63	5.00
B. Military functions:						
1. National defense:						
a. General.....	474,832,300.00	10.58	444,964,400.00	4.49	532,000,653.12	10.38
b. Buildings and other struc- tures, including sites.....	50,000.00	.00	7,462,900.00	.08	24,845,775.36	.48
c. Aircraft.....	10,160,400.00	.24	7,480,300.00	.08	19,208,463.88	.37
d. Naval construction, ships.....	54,959,700.00	1.22	49,586,300.00	.50	60,710,875.89	1.18
Total, national defense.....	540,002,400.00	12.04	509,493,900.00	5.15	636,765,768.25	12.41
2. Military pensions; annuities, com- pensation, homes and hospitals for war veterans, and life-insur- ance claims.....	534,124,600.00	11.90	543,176,900.00	5.49	864,973,193.19	16.86
Total, military functions.....	1,074,127,000.00	23.94	1,052,670,800.00	10.64	1,501,738,961.44	29.27
C. Civil functions:						
1. Foreign relations and protection of American interests abroad.....	10,985,400.00	.24	11,036,700.00	.11	14,935,955.97	.29
2. General law enforcement.....	25,662,100.00	.57	30,306,800.00	.31	43,321,858.46	.84
3. Provision for control of currency and banking.....	5,295,700.00	.12	5,651,800.00	.06	10,871,360.93	.21
4. Administration of Indian affairs.....	17,396,100.00	.39	17,904,600.00	.18	22,735,893.16	.44
5. Administration of public domain.....	15,359,400.00	.34	21,115,600.00	.21	46,574,737.41	.91
6. Promotion and regulation of com- merce and industry.....	16,343,200.00	.36	14,089,700.00	.14	19,690,284.46	.38
7. Promotion and regulation of aerial transportation.....	5,860,400.00	.13	5,876,900.00	.05	10,415,588.69	.20
8. Promotion, regulation, and opera- tion of marine transportation.....	48,009,500.00	1.07	42,058,300.00	.43	80,446,688.94	1.57
9. Promotion and regulation of land transportation.....	5,585,600.00	.12	4,857,100.00	.05	8,360,064.17	.16
10. Postal Service (deficiency in postal revenues).....	92,014,200.00	2.05	69,595,000.00	.70	117,380,192.33	2.29
11. Promotion and regulation of agri- culture:						
a. General.....	33,634,300.00	.75	39,576,900.00	.40	44,866,992.09	.87
b. Agricultural marketing loans (net).....	16,949,200.00	.38	30,188,400.00	.31	² 3,254,996.45	² .06
c. Capital stock payments, Federal intermediate credit banks.....					28,000,000.00	.55
d. Agricultural Adjustment Administration.....	710,000,000.00	15.82	484,800,000.00	4.90		
Total, promotion and regulation of agricul- ture.....	760,583,500.00	16.95	554,565,300.00	5.61	69,611,995.64	1.36

¹ Salaries and expenses of the several departments not directly chargeable to any productive function.² Excess credits, deduct.

No. 8—*Classification by governmental functions of estimated expenditures, fiscal years 1935 and 1934, and actual expenditures fiscal year 1933—Continued*

	Estimated expenditures, 1935	Percent	Estimated expenditures, 1934	Percent	Actual expenditures, 1933	Percent
C.—Civil functions—Continued.						
12. Promotion and regulation of fisheries	\$1, 225, 200. 00	0. 03	\$1, 225, 100. 00	0. 01	\$2, 019, 113. 97	0. 04
13. Promotion of labor interests	9, 362, 800. 00	. 21	6, 786, 500. 00	. 07	6, 524, 002. 45	. 13
14. Immigration and naturalization	8, 422, 300. 00	. 19	8, 650, 800. 00	. 09	10, 632, 149. 23	. 21
15. Promotion of public health	16, 631, 900. 00	. 37	15, 844, 700. 00	. 16	18, 571, 124. 46	. 36
16. Promotion of public education	11, 099, 900. 00	. 25	13, 415, 100. 00	. 14	15, 329, 675. 60	. 30
17. Science and research, general	10, 691, 000. 00	. 24	8, 536, 800. 00	. 09	13, 018, 336. 91	. 25
18. Public improvements:						
a. Roads	2, 388, 100. 00	. 05	466, 500. 00	. 00	177, 135, 646. 16	3. 45
b. Rivers and harbors	21, 952, 300. 00	. 49	58, 492, 000. 00	. 59	70, 220, 788. 18	1. 37
c. Flood control	8, 344, 100. 00	. 19	25, 527, 400. 00	. 26	40, 459, 694. 99	. 79
d. Other	3, 027, 300. 00	. 07	8, 748, 300. 00	. 09	27, 572, 795. 26	. 54
Total, public improvements	35, 711, 800. 00	. 80	93, 234, 200. 00	. 94	315, 388, 924. 59	6. 15
19. District of Columbia, Territorial, and other local governments	8, 326, 800. 00	. 19	7, 863, 200. 00	. 08	10, 635, 040. 52	. 21
20. Relief expenditures:						
a. General	35, 900. 00	. 00	35, 900. 00	. 00	34, 406, 773. 56	. 67
b. Aids to agriculture	38, 900, 000. 00	. 87	1, 420, 360, 491. 00	14. 36	212, 245, 351. 00	4. 14
c. Aids to home owners, including Home Owners' Loan Corporation, home loan banks, and Federal savings and loan associations	² 19, 000, 000. 00	² . 42	319, 771, 000. 00	3. 23	84, 742, 245. 00	1. 65
d. Emergency public works and unemployment relief, including Federal Emergency Relief Administration, Civil Works Administration, Federal Surplus Relief Corporation, and emergency conservation work	1, 214, 386, 500. 00	27. 06	2, 537, 355, 209. 00	25. 65	366, 118, 026. 73	7. 14
e. Aids to financial institutions, railroads, etc.	² 542, 000, 000. 00	² 12. 08	1, 911, 000, 000. 00	19. 32	613, 932, 545. 00	11. 96
f. Federal Deposit Insurance Corporation			150, 000, 000. 00	1. 52		
g. Tennessee Valley Authority	31, 000, 000. 00	. 69	19, 000, 000. 00	. 19		
Total, emergency expenditures	723, 286, 500. 00	16. 12	6, 357, 486, 700. 00	64. 27	1, 277, 038, 167. 73	24. 89
Total, relief expenditures	723, 322, 400. 00	16. 12	6, 357, 522, 600. 00	64. 27	1, 311, 444, 941. 29	25. 56
Total, civil functions	1, 827, 889, 200. 00	40. 74	7, 290, 136, 800. 00	73. 70	2, 147, 907, 929. 18	41. 86
D. Nonfunctional:						
1. Refunds, losses, and miscellaneous	101, 031, 900. 00	2. 25	101, 443, 000. 00	1. 03	73, 694, 539. 65	1. 44
2. Fixed-debt charges:						
a. Public-debt retirements chargeable to ordinary receipts	525, 763, 800. 00	11. 72	488, 171, 500. 00	4. 94	461, 604, 800. 00	9. 00
b. Interest on the public debt	824, 349, 000. 00	18. 37	742, 000, 000. 00	7. 50	689, 365, 105. 60	13. 43
Total, fixed-debt charges	1, 350, 112, 800. 00	30. 09	1, 230, 171, 500. 00	12. 44	1, 150, 969, 905. 60	22. 43
Total, nonfunctional	1, 451, 144, 700. 00	32. 34	1, 331, 614, 500. 00	13. 47	1, 224, 664, 445. 25	23. 87
Adjustment between cash expenditures and checks issued					5, 131, 234, 280. 50	100. 00
					+11, 719, 346. 11	
Trust and contributed funds	4, 486, 562, 500. 00	100. 00	9, 891, 178, 400. 00	100. 00	5, 142, 953, 626. 61	
	152, 526, 150. 00		154, 282, 300. 00		³ 163, 669, 427. 53	
Add postal service payable from postal revenues	4, 639, 088, 650. 00		10, 045, 460, 700. 00		5, 306, 623, 054. 14	
	585, 000, 000. 00		570, 000, 000. 00		582, 626, 064. 00	
Total	5, 224, 088, 650. 00		10, 615, 460, 700. 00		5, 889, 249, 118. 14	

² Excess credits, deduct.³ Exclusive of contributed funds which are included in general.

BUDGET STATEMENT NO. 9

Summary of estimated expenditures for Federal public works, fiscal years 1935 and 1934, compared with actual expenditures for the fiscal year 1933

[This statement includes only outlays for Federal buildings, structures, and other public improvements, including sites for construction. It does not include emergency expenditures from allotments for public works to States, municipalities, and other public bodies. Items in italics represent emergency expenditures according to the classification of such expenditures in Budget Statement No. 1, table B]

Appropriation	Nature of construction	Estimated, 1935	Estimated, 1934	Actual, 1933
LEGISLATIVE				
Site and construction, House Office Building.....	Office building.....		\$204,300.00	\$1,423,120.89
Reconstruction, House Office Building.....	Remodeling and reconstructing old building.....		100.00	56,697.25
Enlarging Capitol Grounds.....	Grading, planting, concrete walks, terrace, fountain, garage, etc., purchase of additional property, demolition and development.	\$1,254,100.00	74,800.00	965,094.47
Completion, Senate Office Building.....	Erection of wing, completion of approaches, granite terraces, balustrades, C Street facade.		298,600.00	1,644,518.26
New conservatories, Botanic Garden.....	Conservatory building, etc.....		55,700.00	296,975.92
New buildings, Library of Congress.....	Library buildings equipped with bookstacks.....		538,100.00	772,331.76
<i>Library annex site and building, emergency expenditures (N.I.R.).</i>	<i>Addition to Library.....</i>	<i>2,800,000.00</i>	<i>497,700.00</i>	
Fire protection, Senate wing of Capitol and Senate Office Building.....	Installation of fireproofing equipment in buildings.....			77,872.18
Equipment, Capitol power plant.....	Installation of duplicate steam lines, clean water intake screens and auxiliaries, and high-tension equipment.		124,500.00	434.00
Total, general.....		1,254,100.00	1,296,100.00	5,237,044.73
Total, emergency.....		<i>2,800,000.00</i>	<i>497,700.00</i>	
Total, legislative.....		3,554,100.00	1,793,800.00	5,237,044.73
INDEPENDENT ESTABLISHMENTS				
American Battle Monuments Commission.....	Memorial chapels in the cemeteries and monuments on the battlefields of Europe.		427,000.00	284,610.00
Puerto Rican Hurricane Relief Commission.....	Outlays for public roads in Puerto Rico.....		5,900.00	170,996.70
Supreme Court Building Commission.....	Outlays for public school buildings in Puerto Rico.....		3,900.00	5,826.97
Hospital and domiciliary facilities and services.....	Court and office building.....	1,818,000.00	3,575,000.00	3,545,067.39
<i>Hospital and domiciliary facilities and services, emergency expenditures (N.I.R.).</i>	<i>Hospitals, homes, and other buildings for care of veterans.....</i>		1,500,000.00	14,302,746.43
	<i>Hospital, Roanoke, Va., and reconditioning hospitals and homes.....</i>	<i>675,000.00</i>	<i>1,190,000.00</i>	
Total, general.....		1,818,000.00	5,511,800.00	18,309,247.49
Total, emergency.....		<i>675,000.00</i>	<i>1,190,000.00</i>	
Total, independent establishments.....		2,493,000.00	6,701,800.00	18,309,247.49
DEPARTMENT OF AGRICULTURE				
Salaries and expenses, Office of Experiment Stations.....	Farm buildings and structures, fences, and clearing land at insular experiment stations.	3,400.00	1,400.00	521.00
<i>Experiment stations, emergency expenditures (N.I.R.).</i>	<i>Roadways, fencing, clearing land, repair of water systems, and extension of irrigation and drainage systems.</i>		<i>4,900.00</i>	
Salaries and expenses, Weather Bureau.....	Cistern and temporary building.....			3,226.34
<i>Weather Bureau, emergency expenditures (N.I.R.).</i>	<i>Replacing river gages; erection of outbuilding.....</i>	<i>100,000.00</i>	<i>50,000.00</i>	
Salaries and expenses, Bureau of Animal Industry.....	Farm and laboratory buildings; clearing land.....			30,463.32
<i>Animal Industry, Emergency expenditures (N.I.R.).</i>	<i>Farm and laboratory buildings; clearing, draining, and fencing land.....</i>		<i>1,444,800.00</i>	
	<i>Purchase of land at Beltsville, Md.....</i>		<i>115,000.00</i>	
Salaries and expenses, Bureau of Dairy Industry.....	Farm and laboratory buildings; water and sewer systems; draining land.			22,837.00
<i>Dairy Industry, emergency expenditures (N.I.R.).</i>	<i>Farm and laboratory buildings; water, sewer, and steam systems; clearing, fencing, and draining land; paving roads.</i>	<i>49,000.00</i>	<i>124,600.00</i>	
Salaries and expenses, Bureau of Plant Industry.....	Farm buildings, greenhouses, field laboratories, shop buildings, garages, and fences.	1,500.00	2,500.00	20,912.00
<i>Plant Industry, emergency expenditures (N.I.R.).</i>	<i>Roadways; clearing lands; plant and implement sheds; repairing, remodeling, and repainting buildings; grading land; terracing; retaining walls; rubber plantings; repairing station equipment; fencing; eliminating noxious weeds; digging wells; water and steam piping; furnaces and heating systems; farm cottages and residential buildings; head houses; greenhouses, lath houses, cold frames, and hot beds; office, laboratory, and research buildings; barns; removal of greenhouses; seed pits; cold-storage facilities; date-curing houses; garages; coal pits; electric systems; soil and fertilizer houses; oiling roads; sprinkling systems; roofing.</i>	<i>199,900.00</i>	<i>318,600.00</i>	
Do.....	<i>Purchase of land at Beltsville, Md.....</i>		<i>82,500.00</i>	
Salaries and expenses, Forest Service.....	Roads and trails; telephone lines, fire breaks, lookout structures, dwellings, barns, latrines, fences; water development; office and laboratory buildings.	50,000.00	50,000.00	757,531.00
Salaries and expenses, Forest Service, Emergency Construction Act for 1932.	do.....			3,770,558.00
Forest Products Laboratory, Madison, Wis.....	Laboratory building.....			233,566.00

No. 9—Summary of estimated expenditures for Federal public works, fiscal years 1935 and 1934, compared with actual expenditures for the fiscal year 1933—Continued

Appropriation	Nature of construction	Estimated, 1935	Estimated, 1934	Actual, 1933
DEPARTMENT OF AGRICULTURE—Contd.				
Cooperative work, Forest Service.....	Roads, trails, fences, and water development.....	\$1,780,400.00	\$1,333,400.00	\$1,808,178.00
Roads and trails for States, national forests fund.....	Roads and trails.....		4,600.00	116,514.00
Forest roads and trails.....	do.....	1,878,100.00	6,214,800.00	6,110,599.00
Soil erosion investigations (allotment to Forest Service).....	Lysimeters and office buildings.....			2,056.00
Forest Service, emergency expenditures (N.I.R.).....	Roads and trails, telephone lines, fire breaks, lookout structures, dwellings, barns, latrines, fences; water development; office and laboratory buildings.....	2,930,900.00	5,276,700.00	
Forest roads, trails, etc., emergency expenditures (N.I.R.).....	Roads, motor-truck trails, and trails.....	5,700,000.00	3,400,000.00	
Forest highways, emergency expenditures (N.I.R.).....	Highway construction.....	1,506,500.00	13,493,500.00	
Salaries and expenses, Bureau of Chemistry and Soils.....	Naval stores research laboratory.....			6,290.00
Chemistry and Soils, emergency expenditures (N.I.R.).....	Naval stores research laboratory, machine shop, fence, platform, warehouse, etc.....		33,900.00	
Salaries and expenses, Bureau of Entomology and Plant Quarantine.....	Greenhouses, small field laboratories, insectaries, garages, and outbuildings.....	5,000.00	4,500.00	11,042.96
Entomology and Plant Quarantine, emergency expenditures (N.I.R.).....	Research laboratory, greenhouses, mushroom house, animal house, insectaries, storage sheds, garages, field cages, insect traps, fencing; acquisition of site and construction and equipment thereon of inspection house; construction and repair of fumigation houses; repair of warehouse and loading platform; fencing of fumigation house reservations; resurfacing road; completing construction and installation of volatilizer systems.....		526,700.00	
Salaries and expenses, Bureau of Biological Survey.....	Barn, shed, fences, dikes, ditch, and bridge.....			2,090.00
Bear River migratory bird refuge, administration.....	Garage, storage building, fencing.....			1,890.00
Bear River migratory bird refuge, development.....	Well.....			110.00
Migratory bird conservation refuges.....	Headquarters building, garage, tool shed, fencing.....			1,566.00
Emergency conservation fund (transfer from War Department) emergency expenditures (N.I.R.).....	Cabins, garages, tool houses; wells, wharves, dam, fences, muskrat pens; roads, trails, fire lines; towers, bridges, telephone lines; improvement of grounds.....		97,000.00	
Biological Survey, emergency expenditures (N.I.R.).....	Headquarters and outbuildings; dikes, dams, ditches, wells, bridges; fire lines, roads, trails; towers, telephone lines, fences; boat houses, wharves, storehouses, floats, boats; pens and hutches.....	77,800.00	705,600.00	
Federal-aid highway system (cooperative construction of rural post roads), emergency expenditures.....	Highway construction.....	11,000,000.00	51,000,000.00	103,607,866.94
Federal-aid highway, emergency expenditures (N.I.R.).....	do.....	215,000,000.00	185,000,000.00	
Federal-aid highway system, advances to States, Emergency Construction Act of 1932, emergency expenditures.....	do.....		57,500,000.00	62,126,981.72
Public lands highways, Emergency Construction Act of 1931, emergency expenditures.....	do.....		158,800.00	863,485.12
Public lands highways, Emergency Construction Act of 1932, emergency expenditures.....	do.....	208,500.00	889,400.00	902,067.23
Public lands highways, emergency expenditures (N.I.R.).....	do.....	1,500,000.00	3,500,000.00	
Work relief highways, emergency expenditures (N.I.R.).....	do.....		7,431,000.00	
Highways within national forests, Emergency Construction Act of 1931.....	do.....			18,044.95
Highways within national forests, Emergency Construction Act of 1932, emergency expenditures.....	do.....	61,700.00	1,821,800.00	3,117,025.69
Mount Vernon Memorial Highway, emergency expenditures.....	do.....		141,000.00	277,449.11
Flood relief, Vermont, New Hampshire, and Kentucky, emergency expenditures.....	do.....		952,000.00	267,528.92
Flood relief, Mississippi, Louisiana, Missouri, and Arkansas, emergency expenditures.....	do.....		8,100.00	119,428.31
Flood relief, Alabama.....	do.....			18.35
Flood relief, Georgia and South Carolina, emergency expenditures.....	do.....	16,000.00	87,600.00	52,368.81
Flood relief, Florida, emergency expenditures.....	do.....		3,000.00	1,243.65
Buildings, Government Island, Calif.....	Buildings.....		37,600.00	595,062.51
Salaries and expenses, Bureau of Agricultural Engineering.....	Minor field structures.....	5,000.00	3,000.00	3,987.00
Agricultural Engineering, emergency expenditures (N.I.R.).....	Experimental laboratories, storage sheds, dwellings, farm buildings, artesian well, roadways, fences, power units, soil-saving dams, measuring devices, clearing and stumping land, terrace outlet protection, straightening natural drainage channels, erosion control equipment, and other physical improvements.....		246,500.00	
Home economics, emergency expenditures (N.I.R.).....	Construction of storage refrigerator and laboratory hood.....		1,200.00	
Food and Drug Administration, emergency expenditures (N.I.R.).....	Reconditioning motors from direct to alternating current for laboratory work; constructing built-in equipment for laboratory units; constructing laboratory building, greenhouses, barn and garage; landscaping, setting out fruit trees; constructing cement walks.....		70,000.00	
Total, general.....		1,845,300.00	1,437,000.00	184,852,508.93
Total, emergency.....		238,227,400.00	340,697,400.00	
Total, Department of Agriculture.....		240,072,700.00	342,134,400.00	184,852,508.93

No. 9—Summary of estimated expenditures for Federal public works, fiscal years 1935 and 1934, compared with actual expenditures for the fiscal year 1933—Continued

Appropriation	Nature of construction	Estimated, 1935	Estimated, 1934	Actual, 1933
DEPARTMENT OF COMMERCE				
Air-navigation facilities.....	Construction of airways and stations and installing equipment and apparatus.	\$6,000.00	\$6,000.00	\$550,333.00
Air-navigation facilities (Emergency Relief and Construction Act of 1932).	do.....			78,035.00
Aeronautics, emergency expenditures (N.I.R.).....	do.....	70,000.00	382,700.00	
Improvement and care of grounds, Bureau of Standards.	Roads, drains, etc.....	2,100.00	2,200.00	4,542.00
Bureau of Standards, emergency expenditures (N.I.R.).....	Walks, water main, retaining walls.....		15,000.00	
General expenses, Lighthouse Service.....	Lighthouse depots, stations, other aids to navigation, purchase and installation of equipment.	53,900.00	54,800.00	137,334.00
Aids to navigation, Lighthouse Service.....	Lighthouse depots, light stations, other aids to navigation, roads, and purchase and installation of equipment.		47,400.00	344,153.57
Aids to navigation, Lighthouse Service, Emergency Relief and Construction Act, July 21, 1932.	do.....		276,200.00	970,171.55
Aids to navigation, emergency expenditures (N.I.R.).....	do.....	2,325,000.00	1,532,000.00	
Party expenses, Coast and Geodetic Survey, magnetic work.	Power line at Tucson, Ariz.....		200.00	
Do.....	Additions to building at San Juan, P.R., and seismograph rooms and piers in California.			103.00
Party expenses, Coast and Geodetic Survey, tides, currents, etc.	Construction of tide houses, float wells, etc.....	500.00	200.00	
Party expenses, Coast and Geodetic Survey, Emergency Relief and Construction Act of 1932.	Additions to buildings at Tucson, Ariz., Cheltenham, Md., and minor structural work at various localities.			2,350.00
Do.....	Construction of tide houses, float wells, etc.....			1,000.00
Propagation of food fishes.....	Service structures.....	1,000.00	1,000.00	1,934.00
Protecting seal and salmon fisheries of Alaska.....	Structural improvements, including wharves and roads on Pribilof Islands.	7,500.00	7,500.00	8,430.00
Construction of stations.....	Hatchery buildings, quarters for personnel, ponds, water supply, land, etc.			141,563.00
Bureau of Fisheries, emergency expenditures (N.I.R.).....	Reconditioning and repairs to vessels.....	5,000.00	15,000.00	
Do.....	Reconditioning of hatcheries, residences and other buildings at fisheries stations including ponds, pipe lines, water supply, etc.	67,500.00	63,000.00	
Do.....	Reconditioning of buildings Pribilof Islands, Alaska.....	1,000.00	2,000.00	
Do.....	Reconditioning and reestablishment of weirs in salmon streams of Alaska.	2,700.00	3,200.00	
Do.....	Completing establishment of fish-cultural stations.....		160,000.00	
Bureau of Mines, helium plants.....	Lands.....			4,000.00
Repairs to McAlester, Okla. station, emergency expenditures (N.I.R.).	Repairs to station.....		1,000.00	
Total, general.....		71,000.00	395,500.00	2,243,949.12
Total, emergency.....		2,471,200.00	2,163,900.00	
Total, Department of Commerce.....		2,542,200.00	2,559,400.00	2,243,949.12
DEPARTMENT OF THE INTERIOR				
Bureau of Indian Affairs, Indian agency buildings.....	Water and power systems, employees' cottages, etc.		16,000.00	75,837.00
Bureau of Indian Affairs, Indian agency buildings, emergency expenditures (N.I.R.).	do.....	108,000.00	151,100.00	
Developing water supply.....	Drilling wells and improving springs.....			54,509.00
Irrigation Indian reservations (reimbursable).....	Irrigation works on Indian reclamation projects.....		378,600.00	870,290.00
Irrigation Indian reservations (reimbursable), emergency expenditures (N.I.R.).	do.....	2,823,800.00	3,240,200.00	
Indian school buildings.....	Reservation school buildings, dormitories, heating plants, etc.		51,400.00	105,171.00
Indian school buildings, emergency expenditures (N.I.R.).....	do.....	1,776,500.00	2,121,300.00	
Indian boarding schools.....	School buildings, dormitories, cottages, etc.....		20,800.00	249,700.00
Indian boarding schools, emergency expenditures (N.I.R.).....	do.....	112,000.00	280,200.00	
Education, natives in Alaska, emergency expenditures (N.I.R.).	School buildings, dormitories, residences, etc.....	55,000.00	105,600.00	
Conservation of health among Indians.....	Hospitals, sanatoria, quarters, etc.....		179,100.00	471,900.00
Conservation of health among Indians, emergency expenditures (N.I.R.).	do.....	94,900.00	207,000.00	
Roads, Indian reservations.....	Roads, bridges, etc.....			1,278,000.00
Roads, Indian reservations, emergency expenditures (N.I.R.).	do.....	1,000,000.00	3,000,000.00	
Reclamation fund, special fund.....	Dams, reservoirs, canals, and distribution canal and laterals, drains, pumping and power plants, irrigation systems.		550,000.00	3,488,034.62
Bureau of Reclamation, emergency expenditures (N.I.R.).....	do.....	37,975,000.00	8,648,000.00	
Boulder Canyon project, Colorado River Dam fund.....	Boulder Dam and incidental construction.....			10,732,383.90
Boulder Canyon project, Colorado River Dam fund, emergency expenditures.	do.....		4,076,900.00	
Boulder Canyon project, Emergency Relief and Construction Act of 1932.	do.....			8,976,913.58
Boulder Canyon project, Emergency Relief and Construction Act of 1932, emergency expenditures	do.....		1,023,000.00	

No. 9.—*Summary of estimated expenditures for Federal public works, fiscal years 1935 and 1934, compared with actual expenditures for the fiscal year 1933—Continued*

Appropriation	Nature of construction	Estimated, 1935	Estimated, 1934	Actual, 1933
DEPARTMENT OF THE INTERIOR—Contd.				
<i>Boulder Canyon project, emergency expenditures (N.I.R.)</i>	<i>Boulder Dam and incidental construction</i>	<i>\$24,000,000.00</i>	<i>\$5,450,000.00</i>	
National Park Service	Employees' quarters, comfort stations, water, sewer, telephone and electric stations, campground development, fire lookout stations, etc.			\$486,287.00
Roads and trails, national parks	Roads and trails, inclusive of necessary bridges	103,100.00	1,597,500.00	4,748,040.35
Roads and trails, national parks, emergency construction, 1931.	do			330,861.10
Roads and trails, national parks, Emergency Relief and Construction Act of 1932.	do	244,100.00	1,847,300.00	908,492.96
Arlington Memorial Bridge Commission	Bridge across Potomac River, Washington, D.C.		89,600.00	354,010.00
Office of National Parks, Buildings, and Reservations	Buildings, water, sewer, telephone and electric systems, campground developments, etc., in national parks, military parks, monuments, cemeteries, public buildings, and other areas administered by this office; and roads and walks in District of Columbia.		253,300.00	
<i>Office of National Parks, Buildings, and Reservations, emergency expenditures (N.I.R.)</i>	do	<i>1,700,000.00</i>	<i>1,960,000.00</i>	
Roads and trails, national parks	Roads, bridges, and trails, inclusive of necessary bridges in national parks, military parks, monuments, and cemeteries.		20,400.00	
<i>Roads and trails, emergency expenditures (N.I.R.)</i>	do	<i>9,750,000.00</i>	<i>6,470,600.00</i>	
Construction and maintenance of roads, bridges, and trails, Alaska.	Roads, bridges, and trails (exclusive of maintenance)	20,000.00	55,700.00	86,169.00
Roads and trails, national parks (Mount McKinley National Park).	Roads and trails			64,102.00
Alaska Road Commission	Roads, bridges, and trails, and aviation fields	610,000.00	700,000.00	
<i>Alaska Road Commission, emergency expenditures (N.I.R.)</i>	do	<i>\$71,000.00</i>	<i>\$75,000.00</i>	
<i>National parks and trails, emergency construction (N.I.R.)</i>	<i>Roads and trails</i>	<i>110,000.00</i>	<i>40,000.00</i>	
George Rogers Clark Sesquicentennial Commission	Monument, Vincennes, Ind.	50,000.00	290,000.00	582,358.12
Mount Rushmore National Memorial Commission	Carving of heroic figures and improvement of grounds	49,000.00	57,000.00	51,051.00
Alaska Railroad fund	Construction and improvement of railroad roadway, buildings, stations, etc.		86,400.00	157,030.00
<i>Alaska Railroad, construction concrete culverts, emergency expenditures (N.I.R.)</i>	<i>Improvement roadway, erection of bridges and buildings</i>	<i>72,400.00</i>	<i>56,600.00</i>	
St. Elizabeths Hospital:				
Medical and surgical building	Buildings for the care of mental patients			17,188.00
Buildings, including male receiving building, continuous treatment buildings, and tuberculosis building.	do		419,400.00	642,418.00
Replacement of boilers and remodeling power plant.	Replace old boilers, remodel power plant, and add additional boilers, boiler stack, etc.		248,400.00	1,554.00
<i>Female receiving building, emergency expenditures (N.I.R.)</i>	<i>Building for the care and reception of women mental patients</i>	<i>493,300.00</i>	<i>256,700.00</i>	
<i>Reconditioning buildings, emergency expenditures (N.I.R.)</i>	<i>Reconditioning buildings and grounds, remodeling the plumbing, steamfitting, etc., in buildings for the care of mental patients.</i>		<i>100,000.00</i>	
<i>Replacement of boilers, emergency expenditures (N.I.R.)</i>	<i>Coal handling machinery, ash handling machinery and stack</i>		<i>80,000.00</i>	
Howard University:				
<i>Reconditioning and alterations, emergency expenditures (N.I.R.)</i>	<i>Improvements to grounds and remodeling old buildings</i>		<i>98,800.00</i>	
<i>Chemistry building</i>	<i>Erection of new structure</i>		<i>460,000.00</i>	
<i>Educational classroom building</i>	do	<i>363,100.00</i>	<i>96,900.00</i>	
<i>Power plant</i>	do		<i>460,000.00</i>	
<i>Library building</i>	do	<i>800,000.00</i>		
Freedmen's Hospital.	Hospital addition for obstetrical and clinical patients			91,865.88
<i>Freedmen's Hospital, emergency expenditures (N.I.R.)</i>	<i>Rehabilitation and additions to buildings and equipment</i>		<i>85,000.00</i>	
<i>Geological Survey, emergency expenditures (N.I.R.)</i>	<i>Rehabilitation of river measurement stations, repairs, replacements of equipment, and improvement of records.</i>	<i>150,000.00</i>	<i>350,000.00</i>	
Do	<i>New river measurement stations on Colorado, Mississippi, and Ohio Rivers.</i>	<i>10,000.00</i>	<i>60,000.00</i>	
Do	<i>Plugging and abandonment of wells drilled for oil and gas on public lands.</i>	<i>80,000.00</i>	<i>120,000.00</i>	
Do	<i>Safeguarding mine openings and controlling surface and subsurface water on Indian lands in Oklahoma.</i>	<i>147,200.00</i>	<i>156,000.00</i>	
Do	<i>Safeguarding mine openings and controlling outcrop fires in Montana, North Dakota, and Wyoming.</i>	<i>75,000.00</i>	<i>50,000.00</i>	
Do	<i>Constructing fireproof storage building and reconditioning two cottages at Taft, Calif.</i>		<i>1,800.00</i>	
Do	<i>Physical improvements at Taft, Calif., and Midwest, Wyo.</i>		<i>9,800.00</i>	
Do	<i>Construction of volcanologic house, Mineral, Calif.</i>		<i>1,200.00</i>	
Temporary government for the Virgin Islands	Improvements and alterations in buildings, water supply, highways, etc.	21,300.00	55,400.00	148,018.91

No. 9.—*Summary of estimated expenditures for Federal public works, fiscal years 1935 and 1934, compared with actual expenditures for the fiscal year 1933—Continued*

Appropriation	Nature of construction	Estimated, 1935	Estimated, 1934	Actual, 1933
DEPARTMENT OF THE INTERIOR—Contd.				
<i>Temporary government in Virgin Islands, emergency expenditures (N.I.R.).</i>	Road construction and repairs to buildings.....		\$89,500.00	
Do.....	Construction of leper asylum.....		25,000.00	
Do.....	Construction, renovation, and equipment of Tourist Hotel at St. Thomas, Virgin Islands.		50,000.00	
Do.....	Construction of low cost houses.....		45,000.00	
Do.....	Major repairs and reconditioning of structures in Virgin Islands.....		53,300.00	
<i>Columbia Institution for the Deaf, emergency expenditures (N.I.R.).</i>	Boundary fence.....		6,500.00	
Do.....	Resurfacing asphalt roadways.....		3,500.00	
<i>Homesteads, subsistence, emergency expenditures (N.I.R.).</i>	Dayton project.....		50,000.00	
Do.....	West Virginia project.....	\$150,000.00	450,000.00	
Do.....	Tennessee Valley Authority project.....	150,000.00	600,000.00	
<i>Subsistence homesteads, emergency expenditures (N.I.R.).</i>	Projects not yet designated.....	15,000,000.00	7,800,000.00	
Total, general.....		1,097,500.00	6,916,300.00	\$34,972,185.42
Total, emergency.....		97,387,200.00	49,363,900.00	
Total, Department of the Interior.....		98,464,700.00	56,280,200.00	34,972,185.42
DEPARTMENT OF JUSTICE				
United States Penitentiary, Leavenworth, Kans.....	Buildings and equipment.....		5,400.00	8,000.00
<i>United States Penitentiary, Leavenworth, Kans., emergency expenditures (N.I.R.).</i>	do.....		92,000.00	
United States Penitentiary, Atlanta, Ga.....	do.....			8,351.00
<i>United States Penitentiary, Atlanta, Ga., emergency expenditures (N.I.R.).</i>	do.....		210,000.00	
United States Penitentiary, McNeil Island, Wash.....	Construction.....	49,000.00	86,000.00	18,606.00
<i>United States Penitentiary, McNeil Island, Wash., emergency construction (N.I.R.).</i>	Buildings.....		36,000.00	
United States Northeastern Penitentiary, Lewisburg, Pa.	Construction.....		90,900.00	1,069,403.00
<i>United States Northeastern Penitentiary, Lewisburg, Pa., emergency expenditures (N.I.R.).</i>	Buildings.....		107,000.00	
<i>Federal Industrial Institution for Women, Alderson, W. Va., emergency expenditures (N.I.R.).</i>	Buildings and equipment.....		60,000.00	
United States Industrial Reformatory, Chillicothe, Ohio.	Construction.....		379,800.00	521,568.00
<i>United States Industrial Reformatory, Chillicothe Ohio, emergency expenditures (N.I.R.).</i>	Buildings.....		84,500.00	
United States Southwestern Reformatory, El Reno, Okla.	Construction.....		131,700.00	380,762.00
<i>United States Southwestern Reformatory, El Reno, Okla., emergency expenditures (N.I.R.).</i>	Buildings.....		80,000.00	
United States Hospital for Defective Delinquents, Springfield, Mo.	Construction.....		100,600.00	500,154.00
<i>United States Hospital for Defective Delinquents, Springfield, Mo., emergency expenditures (N.I.R.).</i>	Buildings.....		49,500.00	
Federal jails.....	Buildings and equipment.....		42,800.00	33,703.00
<i>United States Detention Headquarters, New York, N.Y., emergency expenditures (N.I.R.).</i>	Repairs to boiler plant.....		25,000.00	
<i>United States Detention Farm, Milan, Mich., emergency expenditures (N.I.R.).</i>	Construction, alterations, and repairs.....		45,000.00	
<i>United States Detention Farm, La Tuna, Tex., emergency expenditures (N.I.R.).</i>	Buildings.....		37,000.00	
<i>Federal Reformatory Camp, Petersburg, Va., emergency expenditures (N.I.R.).</i>	Hard-surface road.....		25,000.00	
National Training School for Boys, Washington, D.C.	Construction and equipment.....			22,814.00
<i>National Training School for Boys, Washington, D.C., emergency expenditures (N.I.R.).</i>	Building and equipment.....		128,800.00	
Total, general.....		49,000.00	837,200.00	2,563,361.00
Total, emergency.....			979,800.00	
Total, Department of Justice.....		49,000.00	1,817,000.00	2,563,361.00

No. 9.—Summary of estimated expenditures for Federal public works, fiscal years 1935 and 1934, compared with actual expenditures for the fiscal year 1933—Continued

Appropriation	Nature of construction	Estimated, 1935	Estimated, 1934	Actual, 1933
DEPARTMENT OF LABOR				
Immigration stations, etc., emergency expenditures (N. I.R.).	Repairing, altering, and remodeling buildings; repairs to wharves and piers; machinery and equipment; boats; electric wiring and fixtures.	\$163,100.00	\$118,500.00	-----
Do.....	Equipment for immigration stations.....	-----	10,800.00	-----
Do.....	Construction of buildings and fences.....	-----	581,600.00	-----
Do.....	Sea wall, including fill and grading.....	-----	549,000.00	-----
Total, Department of Labor, emergency.....	-----	163,100.00	¹ 1,259,900.00	-----
NAVY DEPARTMENT				
Naval hospital fund.....	Hospital construction.....	65,000.00	324,500.00	\$577,362.37
Public works, Bureau of Yards and Docks.....	Ammunition storage facilities, buildings, grounds, drydocks, harbor and channel dredging, waterfront structures, marine railways, power-plant equipment, fire protection, water systems, streets, railroads, fuel plants, aviation fields and structures, radio towers, mooring facilities, weight-handling equipment, etc.	50,000.00	1,542,500.00	9,257,104.51
Public works, Navy, emergency construction (act Feb. 6, 1931).	Buildings, power plants, marine railways, waterfront, fire protection, weight-handling equipment, roads, aviation fields, etc.	-----	7,500.00	645,636.91
Public works, Navy, Emergency Relief and Construction Act of 1932.	Buildings, power plants, drydock, waterfront, tracks, streets, heating plant, sewers, dredging, moorings, oil storage, bridge, air-navigation aids, rifle range, telephone system, etc.	-----	1,050,000.00	2,145,746.15
Public works, Navy, emergency expenditures (N.I.R.).....	Ammunition storage facilities, buildings, drydocks, harbor and channel dredging, waterfront structures, shipbuilding ways, power plants and distributing systems, fire protection, roads, streets, and sewers, railroad, oil and water tanks, aviation fields and structures, radio towers, weight-handling appliances, recreation facilities, aids to air navigation, transportation facilities, etc.	10,164,800.00	14,954,100.00	-----
Total, general.....	-----	115,000.00	2,924,500.00	12,625,849.94
Total, emergency.....	-----	10,164,800.00	14,954,100.00	-----
Total, Navy Department.....	-----	10,279,300.00	17,878,600.00	12,625,849.94
DEPARTMENT OF STATE				
International Boundary Commission, United States and Canada and Alaska and Canada.	Erection of concrete monuments to mark crossing of international boundary on new highways; erection of bridge tablets to mark boundary crossing on international bridges.	1,500.00	1,500.00	1,141.00
International Boundary Commission, United States and Canada and Alaska and Canada, emergency expenditures (N.I.R.).	Erection of range beacons to mark the location of the international boundary across Boundary Bay near Blaine, Wash.	-----	13,500.00	-----
Foreign Service buildings fund.....	The acquisition by purchase or construction of embassy, legation, and consular grounds and buildings.	94,600.00	25,000.00	11,080.00
Water boundary, United States and Mexico, emergency expenditures (N.I.R.).	Lower Rio Grande flood control, Texas. Levees, floodways, structures.	650,000.00	850,000.00	-----
Do.....	Resetting and repainting boundary monuments.....	-----	1,500.00	-----
Total, general.....	-----	96,100.00	26,500.00	12,221.00
Total, emergency.....	-----	650,000.00	850,000.00	-----
Total, Department of State.....	-----	746,100.00	891,500.00	12,221.00
TREASURY DEPARTMENT				
Coast Guard Service:				
Establishing Coast Guard stations.....	Station at Port Orford.....	-----	34,300.00	27,760.51
Do.....	Station at Quillayut.....	-----	-----	496.14
Do.....	Station at Grand Isle.....	-----	-----	53,225.30
Rebuilding and repairing stations.....	Stations at Fire Island and Jones Beach.....	-----	-----	98,253.75
Do.....	Construction of buildings, structures, etc.....	-----	-----	318,390.00
Coast Guard Academy.....	New Academy at New London, Conn.....	-----	16,700.00	694,537.50
Coast Guard stations, emergency expenditures (N.I.R.).....	Construction of buildings, structures, etc.....	534,800.00	1,173,700.00	-----
Total, Coast Guard Service.....	-----	534,800.00	1,224,700.00	1,192,663.20
Procurement Division, Public Works branch:				
Customhouses, courthouses, post offices, etc., act of May 25, 1926, as amended.	Sites and buildings.....	13,500,000.00	82,500,000.00	99,910,895.88
Emergency construction under relief act, July 21, 1932.	do.....	-----	2,370,000.00	2,849,432.21

¹ Includes \$1,000,000 transferred Sept. 14, 1933, to the Treasury Department for work to be performed under order of the Supervising Architect.

No. 9.—*Summary of estimated expenditures for Federal public works, fiscal years 1935 and 1934, compared with actual expenditures for the fiscal year 1933—Continued*

Appropriation	Nature of construction	Estimated, 1935	Estimated, 1934	Actual, 1933
TREASURY DEPARTMENT—Continued				
Procurement Division, Public Works branch—Contd.				
Acquisition of triangle properties.....	Sites.....			\$924,747.41
Miscellaneous public-building projects:				
Lexington (Ky.), narcotic farm.....	Construction.....	\$1,125,000.00	\$1,125,000.00	409,945.08
National Institute of Health, Washington, D.C.....	Additional buildings.....	20,000.00	20,000.00	243,270.98
Treasury Building vault, Washington, D.C.....	Vault.....	50,000.00	300,000.00	28,356.49
Post Office, Washington, D.C.....	Extension and remodeling.....	245,600.00	245,600.00	1,232,492.98
Public buildings, emergency expenditures (N.I.R.).....	Sites and buildings.....	22,000,000.00	10,000,000.00	
Remodeling and enlarging public buildings.....	Improvements.....		20,400.00	279,767.72
Outside professional services.....	Preparation of plans for construction.....	500,000.00	2,400,000.00	2,920,681.61
Total, Procurement Division, Public Works branch.....		37,440,600.00	98,981,000.00	108,799,590.36
Total, general.....		15,440,600.00	89,032,000.00	109,992,253.56
Total, emergency.....		22,534,800.00	11,173,700.00	
Total, Treasury Department.....		37,974,800.00	100,205,700.00	109,992,253.56
WAR DEPARTMENT				
MILITARY ACTIVITIES				
Construction of buildings, utilities, and appurtenances at military posts.....	Barracks, quarters, hospitals, technical buildings, and other buildings for troops.....	1,229,800.00	85,000.00	6,871,256.86
Construction of buildings, utilities, and appurtenances at military posts, Emergency Construction Act of 1932.....	do.....	590,100.00	4,663,600.00	4,745,732.28
Construction of buildings, utilities, and appurtenances at military posts, emergency expenditures (N.I.R.).....	do.....	19,750,800.00	26,613,500.00	
Construction and repair of hospitals, Emergency Construction Act of 1931.....	Alterations and improvements.....			506.38
Acquisition of land.....	Completion of acquisition of land at Fort Ethan Allen, Vt., and Pedricktown, N.J.....			72,680.59
Technical construction, Air Corps, emergency expenditures (N.I.R.).....	Construction of technical buildings for Air Corps, night lighting, paved aprons, and gasoline storage systems.....		1,383,400.00	
Barracks and quarters, emergency expenditures (N.I.R.).....	Construction, repair, and improvement of structures damaged or destroyed by hurricane.....		1,125,300.00	
Do.....	Reconditioning, heating and electric system, miscellaneous repairs to buildings, roads, water and sewer systems.....		6,100,700.00	
Air Corps, Army.....	Technical buildings, construction of landing fields, runways, etc.....	1,148,300.00	85,000.00	1,836,280.40
Air Corps, Army, Emergency Construction Act of 1931.....	do.....		11,400.00	102,878.39
Seacoast defenses.....	Structures for military defenses.....	17,000.00	47,700.00	155,847.00
Seacoast defenses, emergency expenditures (N.I.R.).....	do.....	1,750,100.00	5,249,900.00	
Arming, equipping, and training the National Guard.....	Construction at National Guard camps.....		10,000.00	10,414.43
Arming, equipping, and training the National Guard, emergency expenditures (N.I.R.).....	do.....		2,233,600.00	
Total, general.....		2,985,200.00	4,902,700.00	13,795,596.33
Total, emergency.....		21,500,900.00	42,711,400.00	
Total, military activities.....		24,486,100.00	47,614,100.00	13,795,596.33
NONMILITARY ACTIVITIES				
Cemeterial expenses, emergency expenditures (N.I.R.).....	Reconditioning of cemetery buildings, roads, walls, fences and grounds.....		557,100.00	
Do.....	Water and sewer systems.....		35,000.00	
Maintenance and improvement of existing river and harbor works.....	Dredging channels, construction of breakwaters, jetties, and other works for improvement of navigable waters.....	3,233,000.00	13,751,700.00	36,565,763.20
Maintenance and improvement of existing river and harbor works, Emergency Construction Act of 1932.....	do.....		17,600,000.00	11,997,722.26
Maintenance and improvement of existing river and harbor works, emergency expenditures (N.I.R.).....	do.....	67,483,000.00	92,823,000.00	
Dam No. 2, Muscle Shoals, Ala.....	Hydroelectric plant.....			13,594.49
Flood control, Mississippi River and tributaries.....	Construction of levees, revetments and other flood-control works.....		7,564,500.00	28,807,170.35
Flood control, Mississippi River and tributaries, Emergency Construction Act of 1932.....	do.....		8,142,300.00	4,427,034.08
Flood control, Mississippi River and tributaries, emergency expenditures (N.I.R.).....	do.....	8,069,000.00	39,106,000.00	
Emergency fund for flood control on tributaries of Mississippi River.....	Levees.....		504,000.00	315,993.80

No. 9.—Summary of estimated expenditures for Federal public works, fiscal years 1935 and 1934, compared with actual expenditures for the fiscal year 1933—Continued

Appropriation	Nature of construction	Estimated, 1935	Estimated, 1934	Actual, 1933
WAR DEPARTMENT—Continued				
NONMILITARY ACTIVITIES—continued				
Flood control, Sacramento River, Calif.....	Dredging channels, building levees, bank protection, and bi-pass weirs.....		\$68,500.00	\$871,650.25
Funds contributed and advanced for river and harbor improvements.....	Dredging channels, constructing breakwaters, etc.....	\$995,000.00	524,000.00	557,803.80
Funds contributed for flood control, Mississippi and Sacramento Rivers.....	Building levees.....	515,000.00	525,000.00	666,053.71
Miscellaneous appropriations for rivers and harbors.....	Dredging channels and other improvements of navigable waters.....			857.47
Protective works and measures, Lake of the Woods and Rainy River, Minn.....	Flowage easements and bank protection.....	89,000.00	92,700.00	18,590.70
Contribution by Canada.....	do.....	18,000.00	25,000.00	11,320.99
Improvements in Puerto Rico, emergency expenditures (N.I.R.).....	Road construction and swamp drainage.....	540,000.00	960,000.00	
Total, general.....		4,850,000.00	48,797,700.00	84,253,555.10
Total, emergency.....		76,092,000.00	133,486,100.00	
Total, nonmilitary activities.....		80,942,000.00	182,283,800.00	84,253,555.10
Total, general.....		7,835,200.00	53,700,400.00	98,049,151.43
Total, emergency.....		97,592,900.00	176,197,500.00	
Total, War Department, exclusive of Panama Canal.....		105,428,100.00	229,897,900.00	98,049,151.43
PANAMA CANAL				
Maintenance and operation.....	Continuation of construction of Madden Dam; permanent quarters for American employees; roads and storehouses, Cristobal shops area; continuation, completion or inauguration of construction of elementary school, junior high schools, high schools, junior college, and nurses quarters; alteration to hospital; continuation of Croudo fill, continuation of grading of building sites, roads and streets; Cristobal drydock; channel improvements; cut-off at Corozal, completion of three locomotives; construction of break-water at Ferry Slip; and construction of incinerator.....	1,801,500.00	4,641,900.00	5,275,930.00
Construction, emergency expenditures (N.I.R.).....	Construction of docks, Cristobal; quarters for American employees, high school and junior college, barge and dredging station.....		1,000,000.00	
Total general.....		1,801,500.00	4,641,900.00	5,275,930.00
Total emergency.....			1,000,000.00	
Total, Panama Canal.....		1,801,500.00	5,641,900.00	5,275,930.00
Total, general.....		9,636,700.00	58,342,300.00	103,325,081.43
Total, emergency.....		97,592,900.00	177,197,500.00	
Total, War Department, including Panama Canal.....		107,229,600.00	235,539,800.00	103,325,081.43
DISTRICT OF COLUMBIA				
Public works.....	Public-school buildings, highways, water and sewer construction.....	4,449,000.00	4,545,800.00	7,736,489.35
Public works, emergency expenditure (N.I.R.).....	Sewers.....	887,800.00	872,300.00	
Total, District of Columbia.....		5,336,200.00	5,418,100.00	7,736,489.35
Total, general.....		35,872,300.00	171,265,000.00	481,870,192.18
Total, emergency.....		473,032,500.00	601,215,200.00	
Total, public works.....		508,904,800.00	772,480,200.00	481,870,192.18

BUDGET STATEMENT No. 10

Summary, by "character and objects of expenditure",¹ of estimated obligations under estimates of appropriations for the fiscal year 1935, compared with estimated obligations under appropriations for 1934 and actual obligations under appropriations for 1933, exclusive of Postal Service

Character and objects of expenditure	Estimated, 1935		Estimated, 1934		Actual, 1933	
	Amount	Percent	Amount	Percent	Amount	Percent
GENERAL						
Current expenses:						
Personal services	\$477, 573, 225. 64	-----	\$473, 457, 554. 04	-----	\$553, 753, 126. 03	-----
Deduct amount included in objects named below	15, 912, 519. 00	-----	15, 842, 708. 00	-----	30, 616, 166. 00	-----
01. Personal services, net ²	461, 660, 706. 64	12. 06	457, 614, 846. 04	13. 89	523, 136, 960. 03	12. 96
02. Supplies and materials	79, 541, 269. 96	2. 07	75, 637, 960. 96	2. 30	91, 673, 337. 96	2. 27
03. Subsistence and support of persons (service)	8, 364, 690. 00	. 22	8, 663, 379. 00	. 26	12, 013, 812. 10	. 30
04. Subsistence and care of animals and storage and care of vehicles (service)	352, 409. 00	. 01	431, 701. 00	. 01	519, 939. 88	. 01
05. Communication service	4, 534, 778. 00	. 12	4, 685, 474. 00	. 14	5, 632, 274. 76	. 14
06. Travel expenses	26, 309, 343. 00	. 69	27, 847, 905. 00	. 85	29, 379, 269. 32	. 73
07. Transportation of things (service)	10, 697, 320. 00	. 28	10, 516, 837. 00	. 32	13, 175, 642. 28	. 34
08. Printing, engraving, lithographing, binding, photographing, and type-writing (service)	5, 688, 674. 00	. 15	6, 081, 260. 33	. 18	7, 797, 592. 41	. 19
09. Advertising and publication of notices (service)	85, 877. 00	-----	161, 694. 00	-----	155, 468. 00	-----
10. Furnishing of heat, light, power, water, and electricity (service)	7, 079, 216. 00	. 18	7, 511, 889. 00	. 23	8, 843, 804. 00	. 22
11. Rents	4, 998, 418. 00	. 13	6, 561, 457. 00	. 20	10, 163, 565. 57	. 25
12. Repairs and alterations	46, 811, 560. 00	1. 22	51, 895, 537. 00	1. 57	81, 144, 878. 16	2. 01
13. Special and miscellaneous current expenses	11, 210, 603. 00	. 29	10, 558, 956. 00	. 32	13, 751, 135. 46	. 34
14. Maintenance and operation of naval shore stations	56, 219, 301. 00	1. 47	51, 928, 823. 00	1. 58	62, 377, 742. 00	1. 54
15. Maintenance and operation of fleet	95, 536, 133. 00	2. 50	85, 703, 214. 00	2. 60	95, 882, 414. 00	2. 37
16. Miscellaneous naval operating charges	29, 017, 542. 00	. 77	25, 618, 457. 00	. 78	30, 773, 803. 00	. 76
Total, current expenses	848, 107, 840. 60	22. 16	831, 419, 390. 33	25. 23	986, 421, 638. 93	24. 43
Fixed charges:						
20. Interest	837, 658, 635. 00	21. 88	794, 505, 800. 00	24. 11	689, 397, 786. 97	17. 08
21. Pensions, retirement salaries, annuities, and World War allowances	520, 455, 809. 00	13. 60	520, 245, 925. 00	15. 79	830, 576, 305. 00	20. 57
22. Grants, subsidies, and contributions	³ 733, 457, 049. 00	19. 16	⁴ 849, 013, 774. 11	25. 76	191, 149, 947. 72	4. 73
Total, fixed charges	2, 091, 571, 493. 00	54. 64	2, 163, 765, 499. 11	65. 66	1, 711, 124, 039. 69	42. 38
Acquisition of property:						
30. Plant and equipment	74, 946, 189. 00	1. 96	60, 899, 892. 00	1. 85	83, 423, 521. 62	2. 07
31. Land and interests in land	860, 976. 00	. 02	3, 310, 632. 67	. 10	21, 762, 753. 08	. 54
32. Structures and parts and nonstructural improvements to land (includes fixed equipment)	30, 719, 467. 00	. 80	48, 176, 910. 00	1. 46	264, 531, 183. 00	6. 55
33. Stores purchased for resale	36, 370. 00	-----	33, 050. 00	-----	32, 453. 00	-----
34. General stores	8, 434, 640. 00	. 22	23, 408, 255. 00	. 71	16, 718, 027. 00	. 41
Total, acquisition of property	114, 997, 642. 00	3. 00	135, 828, 739. 67	4. 12	386, 467, 937. 70	9. 57
Payment of debt:						
40. Public-debt redemptions and purchases	525, 763, 850. 00	13. 74	488, 171, 500. 00	14. 81	496, 741, 006. 00	12. 30
Payments for rights and obligations:						
50. Investments	66, 058, 100. 00	1. 73	67, 218, 700. 00	2. 04	68, 415, 090. 79	1. 69
51. Treaty obligations	250, 000. 00	. 01	250, 000. 00	-----	250, 000. 00	. 01
52. Repayments of deposits	3, 714, 745. 00	. 10	4, 485, 450. 00	. 14	5, 430, 262. 00	. 14
53. Refunds, awards, and indemnities	63, 715, 695. 00	1. 65	72, 179, 188. 00	2. 19	76, 041, 500. 11	1. 88
Total, payments for rights and obligations	133, 738, 540. 00	3. 49	144, 133, 338. 00	4. 37	150, 136, 852. 90	3. 72
Total, general Government	3, 714, 179, 365. 60	97. 03	3, 763, 318, 467. 11	114. 19	3, 730, 891, 475. 22	92. 40
District of Columbia	35, 821, 013. 94	. 94	33, 073, 334. 00	1. 00	45, 898, 481. 80	1. 14
Adjustments in permanent appropriations	3, 750, 000, 379. 54	97. 97	3, 796, 391, 801. 11	115. 19	3, 776, 789, 957. 02	93. 54
Transfers between appropriations	- 8, 143, 316. 00	- . 21	- 722, 296, 397. 00	- 21. 91	- 53, 067, 076. 27	- 1. 31
Savings and unobligated balances	+ 90, 242, 289. 00	+ 2. 36	- 33, 311, 694. 66	- 1. 01	+ 143, 143, 329. 89	+ 3. 55
	- 4, 307, 777. 00	- . 12	+ 254, 720, 941. 22	+ 7. 73	+ 170, 897, 648. 29	+ 4. 22
Total	3, 827, 791, 575. 54	100. 00	3, 295, 504, 650. 67	100. 00	4, 037, 763, 858. 93	100. 00

¹ For definitions of objects, see General Accounting Office Bulletin No. 1, dated May 11, 1922, as amended.

² Exclusive of personal services chargeable to the manufacture and repair of equipment or the building and repair of structures, etc.

³ Includes \$701,000,000 under Agricultural Adjustment Administration.

⁴ Includes \$809,276,400 under Agricultural Adjustment Administration.

No. 10.—Summary, by "character and objects of expenditure", of estimated obligations under estimates of appropriations for the fiscal year 1935, compared with estimated obligations under appropriations for 1934 and actual obligations under appropriations for 1933, exclusive of Postal Service—Continued

Character and objects of expenditure	Estimated, 1935		Estimated, 1934		Actual, 1933	
	Amount	Percent	Amount	Percent	Amount	Percent
EMERGENCY						
Current expenses:						
Personal services.....	\$47, 019, 940		\$184, 654, 327		\$17, 669, 244	
Deduct amount included in objects named below.....	7, 112, 883		36, 053, 999			
01. Personal services (net).....	39, 907, 057	17. 78	148, 600, 328	2. 71	17, 669, 244	19. 10
02. Supplies and materials.....	6, 593, 020	2. 94	60, 267, 291	1. 10	14, 759, 602	15. 95
03. Subsistence and support of persons (service).....	107, 140	. 05	23, 014, 835	. 42	4, 761, 646	5. 15
04. Subsistence and care of animals and storage and care of vehicles (service).....	132, 624	. 06	161, 010	. 01		
05. Communication service.....	582, 865	. 26	1, 125, 085	. 02	244, 748	. 26
06. Travel expenses.....	3, 812, 355	1. 70	19, 309, 790	. 35	4, 131, 031	4. 46
07. Transportation of things (service).....	4, 662, 527	2. 08	16, 691, 829	. 30	2, 015, 576	2. 18
08. Printing, engraving, lithographing, binding, photographing, and type-writing (service).....	622, 036	. 28	2, 191, 657	. 04	94	
09. Advertising and publication of notices (service).....	28, 788	. 01	63, 415			
10. Furnishing of heat, light, power, water, and electricity (service).....	659, 659	. 29	2, 106, 945	. 04	127, 286	. 14
11. Rents.....	488, 790	. 22	1, 573, 569	. 03		
12. Repairs and alterations.....	3, 040, 321	1. 35	24, 862, 128	. 45	170, 366	. 18
13. Special and miscellaneous current expenses.....	8, 794, 381	3. 92	20, 803, 679	. 38	9, 701, 245	10. 49
14. Maintenance and operation of naval shore stations.....			405, 662	. 01		
15. Maintenance and operation of fleet.....			714, 600	. 01		
16. Miscellaneous naval operating charges.....	130, 707	. 06	844, 984	. 02	192, 609	. 21
Total, current expenses.....	69, 562, 270	31. 00	322, 736, 807	5. 89	53, 773, 447	58. 12
Fixed charges:						
20. Interest.....						
21. Pensions, retirement salaries, annuities, and World War allowances.....						
22. Grants, subsidies, and contributions.....	1, 500, 000	. 67	1, 083, 100, 166	19. 76	51, 531, 731	55. 70
Total, fixed charges.....	1, 500, 000	. 67	1, 083, 100, 166	19. 76	51, 531, 731	55. 70
Acquisition of property:						
30. Plant and equipment.....	48, 435, 668	21. 58	180, 218, 994	3. 29	6, 933, 978	7. 49
31. Land and interests in land.....	10, 784, 100	4. 80	30, 588, 200	. 56		
32. Structures and parts and nonstructural improvements to land (includes fixed equipment).....	128, 310, 522	57. 16	410, 715, 750	7. 49	4, 290, 946	4. 64
33. Stores purchased for resale.....						
34. General stores.....			51, 872, 569	. 95	950, 231	1. 03
Total, acquisition of property.....	187, 530, 290	83. 54	673, 395, 513	12. 29	12, 175, 155	13. 16

No. 10.—*Summary, by "characters and objects of expenditure", of estimated obligations under estimates of appropriations for the fiscal year 1935, compared with estimated obligations under appropriations for 1934 and actual obligations under appropriations for 1933, exclusive of Postal Service—Continued*

Character and objects of expenditure	Estimated, 1935		Estimated, 1934		Actual, 1933	
	Amount	Percent	Amount	Percent	Amount	Percent
EMERGENCY—Continued						
Payments for rights and obligations:						
50. Investments.....	\$62, 500, 000	27. 84	\$711, 502, 888	12. 98	\$249, 255, 780	269. 44
51. Treaty obligations.....						
52. Repayments of deposits.....						
53. Refunds, awards, and indemnities.....	10, 620		110, 760			
Total, payments for rights and obligations.....	62, 510, 620	27. 84	711, 613, 648	12. 98	249, 255. 780	269. 44
Total, General Government.....	321, 103, 180	143. 05	2, 790, 846, 134	50. 92	366, 736, 113	396. 42
Transfers between appropriations.....	—239, 292, 423	—106. 60	+2, 162, 105, 899	+39. 45	—296, 957, 309	—320. 99
Savings and unobligated balances.....	+142, 570, 093	+63. 51	+468, 227, 916	+8. 54	—21, 768, 292	—23. 53
Adjustments in permanent appropriations.....	+92, 710	+ . 04	+45, 000, 000	+ . 82	+44, 500, 000	+48. 10
Unallocated.....			+14, 815, 779	+ . 27		
Total.....	224, 473, 560	100. 00	5, 480, 995, 728	100. 00	92, 510, 512	100. 00

BUDGET STATEMENT No. 11

Comparisons of appropriations recommended and appropriations made by Congress, fiscal year 1934, compared with fiscal year 1933, classified by organization units

Organization unit	Appropriations recommended			Appropriations by Congress to June 16, 1933	Increase by Congress (+); decrease (-)
	Regular estimates	Supplemental estimates	Total		
FISCAL YEAR 1934					
Legislative Establishment.....	\$21,088,928.00	\$490,051.50	\$21,578,979.50	\$16,910,720.00	—\$4,668,259.50
Executive Office and Independent Establishments.....	1,108,039,054.00	¹ 2,849,520,272.00	3,957,559,326.00	² 4,054,881,379.00	+97,322,053.00
Department of Agriculture.....	118,814,909.00	—450,000.00	118,364,909.00	³ 210,512,207.00	+92,147,298.00
Department of Commerce.....	37,934,323.00		37,934,323.00	36,618,575.00	—1,315,748.00
Department of the Interior.....	58,190,929.00	15,600.00	58,206,529.00	55,876,535.67	—2,329,993.33
Department of Justice.....	45,082,487.00		45,082,487.00	41,954,050.00	—3,128,437.00
Department of Labor.....	13,393,345.00	1,500,000.00	14,893,345.00	14,181,365.00	—711,980.00
Navy Department.....	309,647,536.00	19,624.00	309,667,160.00	309,667,160.00	
Post Office Department.....	724,293,161.00		724,293,161.00	713,198,378.00	—11,094,783.00
Department of State.....	13,008,626.60	45,700.00	13,054,326.60	12,311,719.00	—742,607.60
Treasury Department.....	289,861,557.00	265,000,000.00	554,861,557.00	528,144,036.00	—26,717,521.00
War Department, including Panama Canal.....	365,009,585.00	—16,940.00	364,992,645.00	362,303,249.00	—2,689,396.00
District of Columbia.....	39,743,270.00	—6,743,570.00	32,999,700.00	⁴ 33,073,334.00	+73,634.00
Public debt, principal and interest.....	1,259,070,321.00		1,259,070,321.00	1,259,070,321.00	
Total, including Postal Service payable from postal revenues.....	4,403,178,031.60	3,109,380,737.50	7,512,558,769.10	7,648,703,028.67	+136,144,259.57
FISCAL YEAR 1933					
Legislative Establishment.....	21,856,202.00	1,259,653.65	23,115,855.65	19,337,577.42	—3,778,278.23
Executive Office and Independent Establishments.....	1,124,379,591.00	50,931,992.54	1,175,311,583.54	1,109,856,514.58	—65,455,068.96
Department of Agriculture.....	197,454,976.00	2,480,875.18	199,935,851.18	318,914,867.18	+118,979,016.00
Department of Commerce.....	43,522,304.00	469,144.11	43,991,448.11	45,108,764.51	+1,117,316.40
Department of the Interior.....	71,503,152.33	4,038,794.18	75,541,946.51	82,060,985.77	+6,519,039.26
Department of Justice.....	53,900,364.00	220,542.51	54,120,906.51	46,196,092.58	—7,924,813.93
Department of Labor.....	14,488,397.00	657,303.94	15,145,700.94	13,582,573.94	—1,563,127.00
Navy Department.....	343,000,000.00	915,195.21	343,915,195.21	329,849,448.87	—14,065,746.34
Post Office Department.....	813,724,487.00	702,753.42	814,427,240.42	806,336,668.72	—8,090,571.70
Department of State.....	16,714,071.89	359,314.25	17,073,386.14	14,204,107.14	—2,869,279.00
Treasury Department.....	293,735,857.00	40,362,321.66	334,098,178.66	405,373,139.76	+71,274,961.10
War Department, including Panama Canal.....	423,064,302.00	1,952,719.55	425,017,021.55	470,577,827.38	+45,560,805.83
District of Columbia.....	47,331,919.00	1,687,384.54	49,019,303.54	45,898,481.80	—3,120,821.74
Public debt, principal and interest.....	1,136,803,478.00		1,136,803,478.00	1,136,803,478.00	
Total, including Postal Service payable from postal revenues.....	4,601,479,101.22	106,037,994.74	4,707,517,095.96	⁵ 4,844,100,527.65	+136,583,431.69

1 Farm Credit Administration.....	\$42,000,000
Farm Loan Board.....	150,000
Federal Trade Commission.....	265,000
National Industrial Recovery Act.....	3,300,000,000

Less reductions of original estimates for Veterans' Administration.....	\$483,248,834
Other.....	9,645,894
	492,894,728
	2,849,520,272

2 Includes \$119,248,000 for Veterans' Administration not estimated for.

3 Includes \$100,000,000 for Emergency Agricultural Relief.

4 Excludes \$1,158,640 appropriated from gasoline tax funds.

5 Includes judgments and claims amounting to \$3,291,051.64.

BUDGET STATEMENT No. 12

Statement of expenditures under general heads, fiscal years 1921 to 1933, inclusive

	1933	1932	1931	1930	1929	1928	1927
LEGISLATIVE							
Senate.....	\$3, 107, 855. 37	\$3, 254, 388. 87	\$3, 419, 720. 28	\$3, 229, 889. 34	\$2, 876, 299. 18	\$2, 929, 639. 22	\$2, 715, 395. 50
House of Representatives.....	7, 597, 994. 19	8, 226, 861. 93	8, 268, 583. 88	8, 259, 513. 36	7, 813, 344. 34	7, 623, 477. 47	7, 525, 597. 05
Legislative, miscellaneous.....	61, 936. 54	160, 229. 77	172, 048. 92	289, 100. 54	558, 708. 02	222, 576. 65	150, 455. 70
Architect of the Capitol.....	7, 196, 685. 76	9, 177, 457. 02	4, 926, 209. 58	2, 956, 820. 63	1, 362, 220. 82	1, 161, 894. 49	4, 697, 665. 74
Botanic Garden.....	121, 122. 39	169, 691. 12	201, 737. 87	176, 036. 32	166, 714. 70	129, 211. 43	129, 905. 22
Library of Congress.....	2, 332, 155. 27	2, 376, 386. 64	3, 819, 597. 35	2, 317, 844. 42	2, 008, 920. 67	1, 718, 458. 39	1, 457, 234. 70
Government Printing Office.....	1, 059, 623. 74	3, 953, 585. 81	3, 092, 609. 34	2, 908, 352. 08	3, 079, 507. 58	2, 637, 440. 61	2, 471, 975. 59
Adjustment between cash expenditures and checks issued.....			23, 900, 507. 22	20, 137, 556. 69	17, 865, 715. 31	16, 422, 698. 26	19, 148, 229. 50
			77, 905. 46	150, 736. 05	319, 059. 64	20, 649. 98	530, 095. 63
Total, legislative.....	21, 477, 373. 26	27, 318, 601. 16	23, 978, 412. 68	19, 986, 820. 64	17, 546, 655. 67	16, 402, 048. 28	19, 678, 325. 13
EXECUTIVE OFFICE AND INDEPENDENT ESTABLISHMENTS							
Executive office.....	369, 112. 82	424, 545. 62	506, 811. 30	604, 845. 22	487, 250. 03	589, 497. 19	612, 197. 93
Alaska relief funds.....	(²)	(²)	17, 750. 26	24, 736. 26	13, 118. 93	18, 625. 22	14, 744. 90
Alien Property Custodian.....	¹ 70, 912. 28	221, 207. 60	1, 186, 335. 92	982, 665. 74	¹ 1, 343, 765. 45	¹ 316, 643. 40	¹ 336, 795. 85
American Battle Monuments Commission.....	350, 047. 00	656, 020. 74	1, 278, 533. 64	1, 324, 106. 93	772, 202. 27	117, 218. 83	104, 993. 17
Arlington Memorial Bridge Commission.....	354, 442. 67	1, 580, 686. 79	1, 072, 879. 20	2, 749, 025. 08	2, 368, 501. 86	2, 266, 406. 82	1, 454, 732. 38
Board of Mediation.....	159, 929. 16	198, 418. 09	192, 725. 71	183, 022. 08	243, 343. 00	275, 828. 07	226, 671. 05
Board of Tax Appeals.....	535, 025. 65	607, 042. 09	660, 359. 70	672, 777. 28	698, 730. 38	663, 585. 42	538, 132. 33
Bureau of Efficiency.....	134, 264. 18	160, 186. 03	172, 960. 57	226, 860. 97	214, 883. 12	216, 311. 31	175, 165. 08
Chicago World's Fair Centennial Celebration Commission.....	458, 654. 60						
Civil Service Commission.....	1, 315, 417. 61	1, 543, 940. 41	1, 512, 695. 50	1, 415, 846. 86	1, 244, 639. 86	1, 150, 852. 65	1, 003, 229. 24
Commission of Fine Arts.....	7, 209. 70	9, 838. 42	9, 667. 84	9, 028. 00	7, 695. 69	7, 195. 04	8, 084. 76
Emergency Conservation Work.....	8, 774, 263. 75						
Employees' Compensation Commission.....	4, 357, 281. 64	4, 724, 356. 57	4, 688, 778. 10	4, 588, 181. 20	4, 050, 055. 45	3, 642, 577. 97	2, 939, 687. 16
Expenses, National Banking Emergency, act Mar. 9, 1933.....	304, 398. 53						
Farm Credit Administration.....	¹ 5, 820, 622. 19						
Federal Board for Vocational Education.....	8, 893, 798. 58	9, 881, 569. 60	9, 100, 114. 48	8, 455, 770. 12	7, 763, 224. 70	7, 610, 930. 57	7, 369, 854. 03
Federal Farm Board.....	34, 943, 976. 65	137, 580, 703. 54	191, 894, 213. 87	150, 690, 009. 10			
Federal Home Loan Bank Board.....	215, 637. 37						
Federal Oil Conservation Board.....	15, 634. 70	10, 381. 80	9, 371. 73	13, 595. 57	9, 846. 39		
Federal Power Commission.....	304, 124. 02	330, 615. 66	358, 628. 24	162, 215. 96	132, 362. 19	48, 470. 95	30, 864. 12
Federal Radio Commission.....	663, 378. 73	415, 351. 31	396, 807. 19	274, 085. 76	266, 818. 48	54, 036. 88	
Federal Reserve Board.....	2, 022, 847. 10	1, 741, 063. 86	2, 114, 569. 25	2, 832, 923. 52	2, 905, 479. 71	2, 050, 974. 27	2, 511, 543. 25
Federal Trade Commission.....	1, 299, 853. 50	1, 745, 170. 63	1, 813, 219. 70	1, 447, 667. 48	1, 166, 582. 44	984, 490. 54	964, 347. 29
General Accounting Office.....	3, 963, 970. 00	4, 117, 240. 64	4, 219, 895. 01	4, 108, 591. 64	4, 131, 403. 83	3, 952, 989. 54	3, 844, 885. 37
George Rogers Clark Sesquicentennial Commission.....	582, 358. 12	465, 127. 34	188, 202. 18	37, 266. 21	54. 07		
George Washington Bicentennial Commission.....	280, 166. 07	611, 723. 25	209, 301. 30	21, 012. 67	7, 382. 06	12, 044. 69	
Housing Corporation.....	(³)	(³)	73, 736. 11	580, 417. 85	477, 451. 13	477, 348. 65	485, 042. 01
Interstate Commerce Commission.....	7, 140, 346. 22	9, 081, 730. 82	9, 857, 056. 06	10, 559, 558. 61	8, 848, 091. 39	7, 328, 267. 70	8, 260, 655. 44
Investigation of enforcement of prohibition and other laws.....		75, 019. 41	244, 452. 51	148, 775. 21			
Mount Rushmore National Memorial Commission.....	51, 051. 00	17, 062. 76	7, 032. 00	70, 227. 66			
National Advisory Committee for Aeronautics.....	920, 113. 94	1, 105, 692. 72	1, 556, 891. 01	979, 691. 73	607, 123. 15	535, 548. 78	531, 142. 58
National Capital Park and Planning Commission.....	525, 584. 94	2, 394, 447. 44	1, 187, 897. 48				
National Sesquicentennial Commission.....							1, 292, 979. 21
Personnel Classification Board.....	(⁴)	183, 806. 29	172, 675. 92	9, 346. 81	73, 318. 64		
Puerto Rican Hurricane Relief Commission.....	403, 348. 29	2, 436, 211. 36	3, 180, 444. 78	3, 875, 133. 01	265, 714. 49		
Protecting interests of United States in oil leases and oil lands.....	9, 740. 39	128, 199. 67	105, 247. 66	67, 127. 81	39, 935. 30	76, 930. 59	9, 019. 39
Public Buildings and Public Parks of the National Capital.....	4, 429, 075. 98	5, 452, 826. 87	4, 424, 152. 25	3, 347, 083. 39	2, 935, 728. 04	2, 446, 064. 92	2, 414, 575. 91
Public Buildings Commission.....	50, 807. 73	181, 973. 84	56, 155. 72	30, 722. 23	38, 441. 89	65, 420. 39	99, 390. 29
Purchase of Oldroyd collection of Lincoln relics.....							50, 000. 00
Railroad Administration.....	¹ 731, 814. 61	¹ 1, 644, 150. 79	¹ 245, 609. 87	¹ 4, 795, 787. 55	¹ 1, 895, 367. 93	379, 516. 73	262, 222. 96
Reconstruction Finance Corporation, emergency expenditures.....	1, 277, 038, 167. 73	767, 735, 808. 55					
Smithsonian Institution.....	1, 059, 931. 02	1, 113, 802. 52	1, 208, 711. 17	1, 170, 697. 93	1, 147, 983. 72	937, 401. 23	860, 730. 19
Tariff Commission.....	916, 866. 17	1, 187, 136. 08	897, 296. 34	710, 695. 15	762, 458. 54	646, 298. 78	702, 981. 40
U.S. Geographic Board.....	15, 332. 16	9, 677. 74	10, 137. 88	9, 016. 14	4, 499. 54	4, 052. 52	3, 248. 83
U.S. Yorktown Sesquicentennial Commission.....	256. 68	142, 248. 57	20, 197. 16				
U.S. Shipping Board and Merchant Fleet Corporation.....	28, 518, 830. 33	51, 540, 826. 67	33, 961, 996. 34	31, 695, 159. 06	15, 889, 059. 12	34, 881, 713. 16	19, 011, 397. 11
U.S. Supreme Court Building Commission.....	3, 545, 067. 39	486, 535. 29	296, 534. 93	337. 65	25, 000. 00		
U.S. Veterans' Administration.....	1, 006, 122, 106. 10	1, 073, 947, 559. 54	1, 040, 660, 668. 07	599, 689, 330. 61	581, 213, 325. 85	574, 844, 241. 30	554, 005, 738. 72
War Finance Corporation.....	¹ 8, 680. 85	¹ 11, 887. 13	172, 153. 82	¹ 58, 838. 54	¹ 611, 414. 95	¹ 3, 813, 040. 77	¹ 27, 065, 781. 61
Other independent establishments.....	2, 486. 43	88, 024. 92	¹ 9, 995, 656. 64	4, 337, 431. 37	100, 665. 31	237, 800. 99	1, 037, 950. 79
Total, general.....	1, 117, 375, 706. 99	1, 314, 941, 934. 58	1, 309, 454, 991. 39	833, 250, 359. 78	635, 061, 822. 24	642, 392, 957. 53	583, 423, 629. 43
Total, emergency.....	1, 277, 038, 167. 73	767, 735, 808. 55					
Total, Executive Office and independent establishments.....	2, 394, 413, 874. 72	2, 082, 677, 143. 13	1, 309, 454, 991. 39	833, 250, 359. 78	635, 061, 822. 24	642, 392, 957. 53	583, 423, 629. 43

¹ Deduct—excess of credits.² Included in Treasury Department.³ Included in Department of Labor.⁴ Combined with Civil Service Commission, act June 30, 1932 (47 Stat. 416).

BUDGET STATEMENT No. 12

Statement of expenditures under general heads, fiscal years 1921 to 1933, inclusive

	1926	1925	1924	1923	1922	1921
LEGISLATIVE						
Senate.....	\$2,839,188.33	\$2,679,245.79	\$2,558,295.28	\$2,314,067.94	\$2,312,005.73	\$2,367,329.19
House of Representatives.....	7,492,783.96	6,760,685.54	6,153,739.13	6,588,403.54	6,000,564.12	6,510,227.57
Legislative, miscellaneous.....	147,860.57	202,991.31	96,983.55	133,928.54	114,450.30	184,359.00
Architect of the Capitol.....	1,164,193.45	1,304,541.27	945,571.70	1,221,887.12	755,175.48	792,538.74
Botanic Garden.....	110,883.56	102,104.61	115,908.51	86,441.02	84,899.76	82,933.65
Library of Congress.....	1,363,252.97	1,267,285.54	1,048,966.50	1,064,179.21	822,600.70	887,625.78
Government Printing Office.....	2,799,953.18	1,826,388.97	3,552,710.81	3,011,520.66	6,981,425.05	8,316,080.91
Memorial to Abraham Lincoln.....				5,538.88	342,977.03	7,350.12
Memorial to John Ericsson.....					8,000.00	
Adjustment between cash expenditures and checks issued.....	15,918,116.02 141,885.61	14,143,243.03 287,578.74	14,472,175.48 156,490.75	14,425,966.41 321,615.52	17,422,098.17 333,985.30	19,148,444.96 513,698.95
Total, legislative.....	15,776,230.41	13,855,664.29	14,315,684.73	14,104,350.89	17,088,112.87	19,662,143.91
EXECUTIVE OFFICE AND INDEPENDENT ESTABLISHMENTS						
Executive Office.....	438,768.06	411,898.27	450,952.65	349,266.56	218,690.36	282,121.71
Alaska relief funds.....	23,211.01	15,921.85	19,365.25	11,560.30	14,877.22	14,093.06
Alien Property Custodian.....	3,681,633.00	4,218,797.21	1,864,887.62	1,039,881.88	2,189,609.01	459,637.90
American Battle Monuments Commission.....	48,437.61	25,000.00	22,000.00			
American Relief Administration.....					107,746.17	1,667,977.48
Arlington Memorial Amphitheater Commission.....					1,508.85	50.00
Arlington Memorial Bridge Commission.....	481,360.31	10,000.00	9,698.84	15,091.14		
Board of Mediation and Conciliation.....				18.92	6,657.29	20,945.97
Board of Tax Appeals.....	431,000.00					
Bureau of Efficiency.....	151,373.20	144,537.00	143,777.57	147,831.24	139,667.78	144,528.13
Civil Service Commission.....	976,132.89	981,238.86	973,608.79	729,159.33	665,978.64	659,485.82
Coal Commission.....			129,643.53	452,195.56		
Colorado River Commission.....				9,828.65		
Commission of Fine Arts.....	7,700.72	5,091.49	6,107.45	6,475.29	10,544.95	10,602.46
Council of National Defense.....					1,248.69	67,931.37
Employees' Compensation Commission.....	2,475,911.87	2,601,628.47	2,449,903.78	2,994,249.80	2,689,005.88	2,529,767.84
Federal Board for Vocational Education.....	7,399,017.07	6,724,912.16	5,663,182.94	6,106,370.27	4,268,764.74	3,622,633.65
Federal Fuel Distribution.....				103,235.69		
Federal Power Commission.....	37,900.60	33,034.42	39,765.10	25,003.22	36,992.53	21,526.99
Federal Reserve Board.....	2,010,909.76	1,676,733.21	2,177,680.38	2,112,720.42	4,456,034.44	4,493,633.34
Federal Trade Commission.....	984,225.17	991,148.19	982,386.15	956,651.48	953,537.94	1,010,956.10
General Accounting Office.....	3,630,665.09	3,669,249.09	3,646,422.63	3,521,752.70	2,537,374.25	
Grain Corporation.....					32,000,000.00	
Housing Corporation.....	563,730.46	682,075.92	806,664.97	1,113,362.42	1,387,240.06	1,322,237.63
Interdepartmental Social Hygiene Board.....				94,099.29	412,468.16	932,599.92
Interstate Commerce Commission.....	10,410,863.27	14,334,267.10	39,335,588.75	5,027,843.97	16,925,814.62	387,624,518.54
National Advisory Committee for Aeronautics.....	561,125.88	382,805.96	286,698.27	209,054.06	175,034.55	184,600.62
National Sesquicentennial Commission.....	771,138.58					
Perry's Victory Memorial Commission.....	49,185.00	50,000.00				
Protecting interests of United States in oil leases and oil lands.....	63,617.90					
Public Buildings and Public Parks of the National Capital.....	2,486,817.67	2,415,433.00	2,356,177.64	3,171,776.64	1,639,607.86	2,204,713.55
Railroad Administration.....	1,623,674.53	1,153,244.86	6,071,651.70	14,847,306.11	1,151,003,993.89	349,184,212.74
Railroad Labor Board.....	272,426.87	312,647.68	308,498.46	334,622.13	402,611.91	385,094.78
Smithsonian Institution.....	832,884.99	792,042.25	782,582.96	759,161.73	711,343.23	696,100.46
Sugar Equalization Board.....				2,482,476.33	1,15,279,636.52	
Tariff Commission.....	602,218.95	655,677.64	754,771.44	398,526.51	318,612.55	311,629.55
Temporary government, West Indian Islands.....					343,440.00	
U.S. Geographic Board.....	448.96	203.78	1,343.06	114.07		
U.S. Shipping Board and Merchant Fleet Corporation.....	23,043,032.04	30,870,681.02	86,042,234.29	58,096,914.40	87,984,632.96	130,723,268.26
U.S. Veterans' Administration ¹	563,134,768.98	520,833,315.99	445,516,930.73	481,160,402.03	432,486,570.52	121,374,291.85
War Finance Corporation.....	1,19,691,166.28	1,42,901,758.13	1,52,539,947.20	1,109,436,238.13	94,428,001.01	
Washington Center Market.....					751,721.75	
Other independent bureaus and commissions and adjustments.....	1,190,069.98	1,105,480.05	784,328.35	1,151,682.33	15,312,092.25	59,676,776.98
Total, Executive Office and independent establishments.....	606,445,735.08	548,677,857.52	546,357,130.86	473,243,267.92	537,287,207.06	1,069,625,936.60

¹ Deduct—excess of credits.² Bureau of War Risk Insurance transferred from Treasury Department in 1922.

No. 12.—Statement of expenditures under general heads, fiscal years 1921 to 1933, inclusive—Continued

	1933	1932	1931	1930	1929	1928	1927
DEPARTMENT OF AGRICULTURE							
Office of the Secretary (includes salaries for all bureaus, 1924 to 1921).....	\$970,336.55	\$1,244,027.49	\$1,175,884.65	\$1,187,010.52	\$1,178,393.73	\$1,249,954.72	\$1,054,880.41
Office of Information.....	1,126,934.25	1,334,691.64	1,351,857.31	1,273,533.41	1,067,802.61	1,194,365.21	1,183,109.79
Library, salaries and expenses.....	102,887.13	105,804.40	103,652.89	100,502.80	95,566.17	90,086.35	80,455.11
Office of Experiment Stations.....	4,582,913.50	4,737,215.10	4,733,590.14	4,725,092.17	4,237,207.97	3,728,603.30	3,206,197.74
Extension Service.....	10,141,151.90	10,345,707.13	10,360,578.69	9,199,832.76	9,099,417.36	7,551,907.47	7,484,464.65
Weather Bureau.....	3,695,617.37	3,936,358.97	3,987,460.56	3,390,235.09	2,935,965.11	2,791,105.11	2,539,464.68
Bureau of Animal Industry.....	13,062,780.33	13,885,092.44	15,478,005.79	15,072,386.58	13,860,370.59	13,496,707.56	12,369,869.62
Bureau of Dairy Industry.....	626,584.27	741,028.48	771,845.08	645,507.60	543,639.95	513,653.89	484,011.59
Bureau of Plant Industry.....	4,636,867.89	5,406,025.75	5,433,500.36	5,011,238.25	4,659,763.38	4,080,180.34	3,711,443.25
Forest Service (including special funds from 1927 to 1932).....	20,945,037.41	24,045,571.88	25,527,165.08	19,964,293.85	16,481,621.08	16,017,163.20	15,673,298.07
Bureau of Chemistry and Soils.....	1,704,844.10	1,851,421.93	1,825,004.58	1,527,089.95	1,353,426.94	1,279,106.68	1,972,960.67
Bureau of Entomology.....	2,205,159.40	2,378,069.35	2,662,348.09	2,388,188.84	2,354,559.54	9,087,344.76	5,989,203.55
Bureau of Biological Survey.....	1,784,158.54	2,033,767.66	1,956,514.96	1,677,970.53	1,337,952.42	1,230,513.83	1,009,278.60
Bureau of Public Roads.....	(¹)	¹ 33,741.47	588,831.03	577,033.68	418,854.90	483,296.14	415,599.68
Bureau of Agricultural Engineering.....	596,122.08	570,265.24	(²)	(²)	(²)	(²)	-----
Bureau of Agricultural Economics.....	5,899,740.94	6,468,053.70	6,188,832.96	5,993,108.75	5,765,629.64	5,397,307.42	4,726,460.88
Bureau of Home Economics.....	214,312.94	216,675.08	209,024.57	160,619.49	145,885.63	126,663.09	128,656.21
Bureau of Plant Quarantine.....	2,391,111.82	3,383,996.87	5,197,003.22	8,804,966.77	3,472,055.20	1,024,865.22	-----
Enforcement of Packers and Stockyards Act.....	-----	-----	-----	-----	10,046.41	415,173.20	396,804.11
Enforcement of Grain Futures Act.....	174,056.60	186,144.28	165,765.49	137,337.80	130,245.65	112,277.46	99,541.22
Food and Drug Administration.....	1,582,712.66	1,634,729.70	1,614,666.10	1,553,644.99	1,536,996.63	1,311,041.49	177,694.32
Federal Horticultural Board.....	-----	-----	-----	-----	16,741.84	-----	765,340.79
Experiments in dairying and livestock production.....	38,793.88	44,402.46	45,240.36	56,967.54	99,723.06	92,044.79	79,609.18
Dairying and livestock experiment stations.....	-----	-----	-----	-----	43,603.64	34,241.46	15,692.05
Farmers' seed grain loans and collections.....	400,499.14	113,401.01	82,371.35	4,777,867.45	5,600,175.15	³ 25,554.46	14,337.98
Nitrate plants and purchase of nitrate of soda.....	-----	-----	-----	-----	1,522.52	-----	43,794.92
Forest roads and trails and forest highways.....	9,747,766.27	14,375,237.83	11,715,725.11	7,966,032.30	9,067,501.48	7,895,792.18	9,044,275.78
Cooperative construction of rural post roads.....	167,496,928.43	190,671,040.50	155,913,895.72	77,890,757.81	84,006,619.00	82,514,554.57	82,974,910.29
Flood relief and Puerto Rican hurricane relief.....	440,587.11	2,100,497.68	2,409,043.89	1,872,554.79	1,917,124.96	-----	-----
Mount Vernon Highway.....	277,449.11	2,201,044.09	3,392,958.62	1,109,590.48	76,109.44	-----	-----
Advances or loans to farmers and agricultural credit corporations.....	143,746.34	11,108,992.62	48,742,387.76	-----	-----	-----	-----
Agricultural Adjustment Administration.....	16,681.44	-----	-----	-----	-----	-----	-----
Miscellaneous items.....	468,745.43	520,868.39	³ 252,961.59	357,036.26	169,219.43	57,902.93	³ 9,402.86
Adjustment between cash expenditures and checks issued.....	255,474,526.83	305,673,873.14	311,380,192.77	177,329,578.41	171,682,218.91	161,751,820.43	155,631,952.25
	4,493,387.81	13,301,943.91	14,514,248.08	251,002.69	534,956.33	1,837,124.16	655,352.70
Total, Department of Agriculture.....	250,981,139.02	318,975,817.05	296,865,944.69	177,580,581.10	171,147,262.58	159,914,696.27	156,287,304.95
DEPARTMENT OF COMMERCE							
Office of the Secretary.....	1,088,445.06	1,577,631.53	1,485,424.93	2,764,709.31	2,736,312.55	2,306,348.69	1,987,469.64
Aeronautics branch, aircraft in commerce.....	9,287,745.65	9,136,607.17	8,286,144.41	5,080,292.64	4,944,593.79	2,497,222.52	489,654.43
Radio Division.....	(⁴)	553,983.31	538,921.13	590,384.99	-----	-----	-----
Bureau of Foreign and Domestic Commerce.....	3,745,402.81	5,093,299.00	4,977,361.38	4,751,108.52	4,264,165.09	3,662,339.91	3,133,909.75
Bureau of the Census.....	3,181,293.66	6,925,362.04	15,442,631.47	14,605,856.82	2,173,399.75	2,092,558.53	2,040,597.90
Bureau of Navigation and Steamboat Inspection.....	1,385,767.49	1,305,605.50	1,279,331.71	1,271,010.58	1,150,294.13	1,052,555.15	974,914.68
Bureau of Navigation.....	(⁷)	415,894.66	441,158.12	381,601.38	339,665.06	610,193.69	519,209.20
Bureau of Standards.....	2,208,391.83	2,764,681.48	2,656,639.82	2,677,966.14	2,439,655.33	2,216,389.05	1,805,722.06
Bureau of Lighthouses.....	12,045,493.37	9,822,155.19	9,901,645.84	10,735,900.49	10,157,670.02	10,116,629.74	9,980,353.91
Coast and Geodetic Survey.....	3,367,652.42	2,899,612.52	3,034,220.89	2,854,830.68	2,551,526.28	2,227,756.92	2,243,450.80
Bureau of Fisheries.....	2,019,113.97	2,303,269.50	2,433,524.86	2,307,762.12	2,023,880.46	1,918,448.29	1,604,282.31
Patent Office (transferred from Department of the Interior Apr. 1, 1925).....	4,752,840.14	5,084,933.70	4,871,311.88	3,679,014.60	3,280,295.38	2,765,610.40	3,018,287.95
Bureau of Mines (transferred from Department of the Interior July 1, 1925).....	1,851,765.95	2,304,411.99	2,487,564.89	2,332,092.39	3,400,482.54	2,490,555.51	2,461,342.82
Miscellaneous items.....	381,066.14	³ 106,026.47	³ 47,065.08	9,980.33	41,257.79	75,183.77	26,093.18
Public works.....	(⁸)	2,326,869.74	2,121,525.17	2,827,577.76	970,481.07	293,182.59	97,422.58
Adjustment between cash expenditures and checks issued.....	45,314,978.49	52,408,290.86	59,910,341.42	56,870,088.75	40,473,679.24	34,324,974.76	30,382,711.21
	652,209.65	291,909.61	1,566,776.21	2,570,982.63	486,332.79	58,190.56	557,037.81
Total, Department of Commerce.....	45,967,188.14	52,700,200.47	61,477,117.63	54,299,106.12	39,987,346.45	34,383,165.32	30,939,749.02

¹ Exclusive of Bureau of Agricultural Engineering, shown separately in 1932.² Prior to 1932 included in Bureau of Public Roads.³ Deduct—excess of credits.⁴ Included in cooperative construction of rural post roads.⁵ Transferred to Federal Radio Commission (act June 30, 1932, 47 Stat. 417).⁶ Consolidated with Bureau of Navigation (act June 30, 1932, 47 Stat. 415-416).⁷ Public works expenditures in 1933 included with other bureau expenditures. For details of public works expenditures, see Statement No. 9.

No. 12.—Statement of expenditures under general heads, fiscal years 1921 to 1933, inclusive—Continued

	1926	1925	1924	1923	1922	1921
DEPARTMENT OF AGRICULTURE						
Office of the Secretary (includes salaries for all bureaus, 1924 to 1921).....	\$1,019,175.61	\$1,051,105.42	\$10,898,809.38	\$10,245,133.98	\$9,961,968.01	\$9,621,777.76
Office of Information.....	1,110,129.41	998,776.49	50,954.23	119,723.13	126,725.53	122,760.48
Library, salaries and expenses.....	69,989.63	64,275.57				
Office of Experiment Stations.....	2,735,242.32	1,765,516.39	1,705,150.14			
Extension Service.....	7,403,764.44	7,354,116.88	7,210,546.15			
Weather Bureau.....	2,369,450.32	2,148,956.32	1,597,384.73	1,466,706.62	1,565,831.53	1,532,492.10
Bureau of Animal Industry.....	12,027,201.46	12,421,439.14	10,848,669.65	8,741,977.38	8,818,147.76	7,704,237.22
Bureau of Dairy Industry.....	521,296.00	407,328.90				
Bureau of Plant Industry.....	3,629,714.03	3,475,431.66	2,972,959.61	3,113,337.28	2,546,167.02	4,430,869.47
Forest Service (including certain special funds from 1927 to 1932).....	19,504,899.53	18,165,166.03	8,548,625.47	8,933,493.39	7,291,396.61	9,744,572.02
Bureau of Chemistry and Soils.....	865,165.75	1,702,477.02	1,256,042.05	1,185,001.41	1,219,413.80	1,353,895.71
Bureau of Entomology.....	2,546,275.46	1,944,595.59	1,702,392.57	1,571,887.75	1,640,259.86	2,081,828.54
Bureau of Biological Survey.....	1,015,965.12	857,998.52	763,364.93	720,556.52	750,583.97	741,053.22
States Relations Service.....				8,796,393.61	8,578,701.23	8,144,519.43
Bureau of Public Roads.....	498,948.75	409,212.77	355,367.50	436,732.02	432,740.67	403,835.35
Bureau of Agriculture Economics.....	4,486,225.72	4,247,692.04	3,064,560.49	2,619,690.63	2,547,871.57	2,365,122.30
Bureau of Home Economics.....	115,502.99	101,284.60	46,999.95			
Enforcement of Packers and Stockyards Act.....	403,654.70	416,165.58	399,608.69	388,571.00	155,759.76	
Enforcement of Grain Futures Act.....	106,585.26	79,646.42	64,958.29			
Enforcement of future trading act.....				48,632.70	18,192.32	
Food, Drug, and Insecticide Administration.....	1,288,473.47	149,156.38	119,017.82	113,103.05	105,095.40	108,047.63
Federal Horticultural Board.....	687,024.96	672,356.65	630,716.85	635,908.83	740,378.66	145,947.13
Experiments in dairying and livestock production.....						71,289.63
Farmers' seed grain loans and collections.....	1 64,598.97	1 266,704.67	196,738.92	1 1,319,898.62	859,358.52	
Nitrate plants and purchase of nitrate of soda.....	240,574.81	222,518.79	199,133.05	209,704.47	227,341.68	9,155,873.62
Forest roads and trails and forest highways.....	65,089.91	1,443,882.05	5,748,301.70	3,596,187.57	1,237,002.17	1,224,736.77
Demonstrations on reclamation projects.....						32,443.36
Eradication of foot-and-mouth and other contagious diseases.....						60,755.14
Cooperative construction of rural post roads.....	88,479,975.75	95,336,693.12	80,969,376.43	72,147,882.73	91,653,149.69	57,452,056.48
Protection of lands forfeited in California-Oregon R.R. suits.....						24,950.12
Miscellaneous items.....	340,824.97	136,970.56				27,347.12
Special funds.....	4,287,681.34	4,421,746.08	4,303,505.19	2,796,998.15	3,508,376.93	4,049,422.93
	155,754,232.74	159,727,804.30	143,653,183.79	126,567,723.60	143,984,462.69	120,599,833.53
Adjustment between cash expenditures and checks issued.....	403,800.25	4,916,479.24	2,536,743.10	179,772.03	1,288,618.59	762,074.12
Total, Department of Agriculture.....	155,350,432.49	164,644,283.54	141,116,440.69	126,387,951.57	142,695,844.10	119,837,759.41
DEPARTMENT OF COMMERCE						
Office of the Secretary.....	1,023,699.12	1,023,730.13	2,753,745.79	2,413,743.02	2,448,351.68	2,883,290.87
Bureau of Foreign and Domestic Commerce.....	2,837,114.68	2,677,502.60	2,393,067.01	1,653,956.44	1,160,266.47	850,577.23
Bureau of the Census.....	2,350,034.60	4,845,186.04	1,771,811.70	1,759,199.27	2,764,445.10	6,257,455.53
Steamboat Inspection Service.....	1,009,500.51	1,024,357.73	860,384.30	824,976.33	838,534.23	968,636.58
Bureau of Navigation.....	516,409.17	483,448.41	351,025.22	348,001.51	297,780.39	316,760.58
Bureau of Standards.....	1,750,084.61	1,906,713.57	1,653,819.56	1,741,743.41	1,753,577.93	1,634,649.52
Bureau of Lighthouses.....	8,881,858.46	8,871,786.12	7,858,297.34	8,152,810.12	7,877,812.55	8,911,333.53
Coast and Geodetic Survey.....	2,173,424.82	2,262,905.74	1,978,951.87	1,898,210.53	1,690,489.43	1,925,361.92
Bureau of Fisheries.....	1,543,495.34	1,364,072.67	1,103,947.80	1,288,732.77	1,118,219.30	1,195,377.00
Patent Office (transferred from Department of the Interior Apr. 1, 1925).....	3,702,562.41	940,715.78				
Bureau of Mines (transferred from Department of the Interior July 1, 1925).....	2,286,644.32					
Public works.....	1,004,231.40	543,509.47	786,902.94	632,318.11	1,220,669.91	937,059.99
	29,079,059.44	25,943,928.26	21,511,953.53	20,713,691.51	21,170,146.99	25,880,502.75
Adjustment between cash expenditures and checks issued.....	52,956.38	160,966.87	82,274.60	324,751.80	517,867.87	4,948,258.80
Total, Department of Commerce.....	29,132,015.82	25,782,961.39	21,429,678.93	21,038,443.31	21,688,014.86	30,828,761.55

1 Deduct—excess of credits.

No. 12.—Statement of expenditures under general heads, fiscal years 1921 to 1933, inclusive—Continued

	1933	1932	1931	1930	1929	1928	1927
DEPARTMENT OF THE INTERIOR							
Office of the Secretary	\$1,265,769.58	\$1,095,732.45	\$957,439.97	\$1,075,883.04	\$965,569.99	\$939,885.95	\$869,947.46
General Land Office	3,271,211.38	4,309,755.97	4,648,946.32	4,729,689.44	5,502,797.47	6,196,993.43	11,936,836.43
Geological Survey	2,514,820.33	2,780,692.76	2,635,002.93	2,138,072.33	2,140,300.75	1,705,346.34	1,812,440.72
National parks	9,433,354.40	12,408,346.97	9,142,608.51	9,618,293.76	6,324,607.57	5,217,284.97	3,786,242.77
Office of Education	2,891,865.18	3,042,239.96	2,965,028.42	3,619,581.73	3,494,563.10	3,464,200.87	3,464,023.93
Territorial governments	¹ 1,545,127.74	846,261.16	635,392.19	304,874.60	342,107.44	285,764.83	335,963.44
Beneficiaries	2,861,640.55	2,969,302.43	2,846,082.77	2,295,728.41	1,599,493.93	1,807,291.17	1,891,135.83
Judgments, reliefs, and miscellaneous	8,199.33	148,496.14	50,494.83	² 5,472.04	45,283.55	7,643.86	129,053.02
Bureau of Reclamation	25,204,914.39	26,345,914.91	13,942,762.06	10,995,304.20	10,582,842.20	9,501,292.17	8,246,964.26
Alaska Railroad	1,951,532.56	2,163,211.68	934,349.76	1,633,271.74	1,124,786.85	1,321,515.63	1,572,143.28
Bureau of Indian Affairs	27,984,108.56	36,038,874.81	33,599,776.13	31,722,665.48	37,242,839.43	38,729,301.28	35,523,521.49
Bureau of Pensions	(³)	(⁴)	(⁵)	220,749,772.59	231,453,993.90	230,634,900.49	231,957,333.86
Civil-service retirement fund	(⁶)	(⁷)	(⁸)	20,350,000.00	19,955,190.64	109,272.28	⁹ 1425,194.65
Adjustment between cash expenditures and checks issued	78,932,544.00 430,642.02	92,148,829.24 786,169.81	72,357,883.89 857,524.69	309,227,665.28 1,150,240.48	320,774,376.82 303,410.09	299,920,693.27 811,886.90	301,100,411.84 1,181,138.70
Total, Department of the Interior	79,363,186.02	91,362,659.43	71,500,359.20	310,377,905.76	321,077,786.91	299,108,806.37	302,281,550.54
DEPARTMENT OF JUSTICE							
Departmental salaries	1,099,416.05	1,258,476.61	1,306,075.06	1,253,621.66	1,341,970.77	993,302.37	930,104.47
Contingent and miscellaneous expenses	100,913.63	130,791.34	113,048.43	104,683.20	93,977.36	86,377.94	70,481.59
Rent of buildings	129,703.31	121,369.96	112,875.38	126,202.75	109,536.07	116,380.28	108,333.29
Printing and binding	279,214.06	353,302.57	333,730.71	307,695.38	268,952.00	205,074.85	323,047.66
Detection and prosecution of crimes	2,320,428.74	2,726,944.20	2,708,609.48	2,530,015.12	2,243,194.33	2,237,061.10	2,003,618.07
Other miscellaneous objects under the Attorney General	699,287.26	917,748.21	791,582.93	608,887.17	612,259.66	562,915.24	939,238.39
Salaries of judicial officers	3,049,846.34	3,249,902.88	3,397,453.86	2,832,334.17	2,787,192.34	2,952,899.34	2,029,646.67
Expenses, etc., of United States courts	13,473,523.99	16,875,673.17	16,698,758.13	15,832,441.83	14,746,199.54	13,697,149.03	12,256,297.26
Salaries and expenses, Bureau of Prohibition	9,086,733.07	11,057,731.52	9,624,757.25				
Penal and correctional institutions	14,432,037.40	11,562,179.42	9,504,032.88	8,103,422.44	6,558,982.62	5,600,105.82	4,764,349.50
Public works	(¹⁰)	3,914,874.59	1,448,509.41	471,471.69	523,954.13	1,250,635.84	1,261,322.88
Adjustment between cash expenditures and checks issued	44,671,103.85 323,158.44	52,168,994.47 160,703.33	46,039,433.52 1,204,430.36	32,170,775.41 320,603.69	29,286,218.82 394,598.50	27,701,901.81 101,647.00	24,686,439.78 132,617.92
Total, Department of Justice	44,994,262.29	52,329,697.80	44,835,003.16	32,491,379.10	28,891,620.32	27,600,254.81	24,819,057.70
DEPARTMENT OF LABOR							
Office of the Secretary	655,714.90	742,445.71	740,128.21	797,601.12	754,134.36	712,454.63	677,981.02
Bureau of Labor Statistics	414,525.41	545,030.94	393,262.93	407,706.93	353,755.20	297,166.57	292,427.41
Immigration and Naturalization Service	10,632,149.23	10,577,108.10	9,270,286.52	8,481,444.26	7,594,326.16	6,449,068.60	6,410,525.90
Bureau of Naturalization	(¹¹)	1,061,036.11	1,088,190.43	1,030,321.98	848,767.51	736,517.36	734,561.99
Children's Bureau	338,594.56	375,823.25	353,011.97	332,776.96	1,521,571.86	1,297,696.46	1,344,525.86
Women's Bureau	143,217.93	156,264.91	140,351.07	115,018.11	106,492.44	98,789.66	100,476.41
Employment Service	765,151.27	869,993.07	399,115.98	215,923.02	205,308.80	195,012.01	199,125.49
Housing Corporation	13,951.88	15,173.48					
Miscellaneous items	582,435.61	393,857.60	¹² 176,066.21	¹³ 767,500.17	12,528.56	9,415.19	81,652.02
Adjustment between cash expenditures and checks issued	13,545,740.79 46,986.68	14,736,733.17 34,866.20	12,208,280.90 26,395.28	10,613,292.21 41,113.42	11,396,884.89 85,694.53	9,796,120.48 25,360.49	9,841,276.10 80,368.16
Total, Department of Labor	13,592,727.47	14,701,866.97	12,181,885.62	10,654,405.63	11,311,190.36	9,821,480.97	9,921,644.26
NAVY DEPARTMENT							
Office of the Secretary	1,798,956.47	1,711,076.48	1,986,087.44	2,111,163.84	2,049,835.74	1,901,006.46	3,563,030.56
Bureau of Navigation	5,564,744.42	6,967,913.68	7,348,854.61	7,070,637.42	6,203,233.88	7,018,941.37	7,296,530.53
Bureau of Engineering	20,240,372.68	19,610,511.53	19,803,777.46	20,218,258.03	19,686,792.69	19,635,810.42	19,351,177.87
Bureau of Construction and Repair (vessels)	15,939,205.48	17,421,517.49	17,578,085.48	19,308,388.48	18,411,494.88	19,515,071.78	18,010,205.02
Bureau of Ordnance	11,611,171.29	12,300,244.02	12,585,809.04	12,914,186.63	12,498,154.07	12,021,123.52	12,352,560.57
Bureau of Supplies and Accounts	143,669,492.22	161,290,939.00	164,087,623.49	175,986,562.87	167,057,003.00	160,988,943.07	167,362,562.27
Bureau of Medicine and Surgery	1,768,136.85	2,632,980.45	2,950,066.52	3,301,721.23	3,432,409.06	4,313,053.21	4,489,539.69
Bureau of Yards and Docks	19,399,093.55	8,808,092.05	8,569,349.86	6,470,069.55	7,547,728.89	6,967,717.35	7,764,232.17
Bureau of Aeronautics	31,257,213.01	31,684,496.05	29,399,512.05	28,080,569.76	28,145,159.92	21,999,909.15	15,364,230.65
Naval Academy	1,760,947.76	1,946,883.86	1,963,265.75	2,350,122.46	1,925,300.43	1,847,582.76	2,049,756.75
Marine Corps	20,943,498.74	23,131,928.14	25,201,898.82	26,570,614.91	26,437,833.90	28,231,069.54	23,165,168.44
Alterations to naval vessels	12,417,381.29	7,572,103.90	7,708,405.87	8,270,006.91	9,006,364.06	2,411,643.33	10,647,032.90
Increase of the Navy	48,319,748.45	39,588,673.21	39,107,345.01	49,780,207.76	46,475,447.83	36,152,358.54	28,074,942.35

¹ Deduct—excess of credits.² Public works expenditures in 1933 included in "Penal and correctional institutions." For details of public works expenditures, see Statement No. 9.³ Consolidated with Bureau of Immigration, under Executive order of June 10, 1933.⁴ Included in Veterans' Administration.⁵ Prior to 1932 included in Bureau of Public Roads.⁶ Includes Alaska roads, bridges, and trails, transferred from War Department, act June 30, 1932.

No. 12.—Statement of expenditures under general heads, fiscal years 1921 to 1933, inclusive—Continued

	1926	1925	1924	1923	1922	1921
DEPARTMENT OF THE INTERIOR						
Office of the Secretary (includes salaries and expenses for department for 1921, except Patent Office).....	\$909,278.59	\$1,629,095.28	\$3,107,229.58	\$3,938,895.29	\$2,856,561.54	\$5,643,334.56
General Land Office.....	9,992,499.22	7,678,633.37	5,618,530.48	5,330,304.36	5,261,251.84	2,755,479.77
Geological Survey.....	1,856,053.34	1,665,270.02	1,604,951.63	1,413,526.67	1,580,337.01	1,623,156.18
Patent Office (transferred to Department of Commerce Apr. 1, 1925).....		2,025,822.56	2,308,117.50	2,149,884.44	1,839,625.10	1,669,385.70
Bureau of Mines.....		2,753,966.49	1,950,578.01	4,155,182.73	2,283,029.77	3,632,661.43
National parks.....	3,476,589.29	2,579,820.30	1,691,227.83	1,468,860.14	1,433,553.38	1,099,117.18
Bureau of Education.....	3,364,062.39	3,272,417.17	3,147,927.34	3,224,239.55	3,084,084.08	2,939,217.00
Territorial governments.....	217,487.66	278,057.12	196,880.39	270,300.06	180,461.81	231,184.28
Beneficiaries.....	1,820,362.78	1,660,409.90	1,896,466.98	1,536,583.59	1,822,220.30	1,712,469.76
Judgments, reliefs, and miscellaneous.....	13,347.38	29,183.48	9,925.13	35,601.06	104,171.51	36,240.31
Bureau of Reclamation.....	3,361,378.35	3,899,293.07	6,780,852.11	5,659,362.14	4,945,856.25	6,072,845.69
Alaska Railroad.....	1,463,658.04	2,100,697.67	2,882,289.59	4,472,592.85	4,358,171.51	9,560,868.11
Bureau of Indian Affairs.....	48,442,119.86	38,755,456.82	46,754,025.92	44,253,540.42	38,790,207.75	41,470,807.60
Bureau of Pensions.....	208,717,127.37	219,930,979.94	229,658,558.71	265,896,879.39	253,874,196.83	260,611,416.13
Civil-service retirement fund.....	21,090,743.02	18,627,174.35	16,653,335.66	15,765,248.19	15,462,756.93	11,100,000.00
	304,708,012.53	306,886,277.54	324,260,896.86	359,571,000.58	337,876,485.61	350,158,183.70
Adjustment between cash expenditures and checks issued.....	7,866,779.77	5,254,468.10	11,995,136.87	4,259,148.44	3,220,680.50	1,117,235.44
Total, Department of the Interior.....	312,574,792.30	312,140,745.64	336,256,033.73	355,311,852.14	341,097,166.11	349,040,948.26
DEPARTMENT OF JUSTICE						
Departmental salaries ¹	779,782.87	721,881.99	1,450,364.04	1,394,590.12	1,362,385.01	1,280,659.16
Printing and binding.....	225,379.30	234,060.50	164,988.00	42,705.00		
Detection and prosecution of crimes.....	2,231,930.01	2,329,139.08	2,282,735.49	2,087,608.99	1,964,486.71	2,320,732.87
Other miscellaneous objects under the Attorney General.....	1,108,247.57	966,692.56	924,813.88	810,846.68	266,390.77	532,535.69
Salaries of judicial officers.....	2,006,951.65	1,910,507.16	1,885,362.25	1,687,093.22	1,658,604.47	1,666,718.22
Expenses, etc., of United States courts.....	13,032,044.09	13,057,304.65	11,240,605.40	12,780,424.35	9,803,071.87	9,293,327.48
Penal and correctional institutions.....	4,002,494.22	3,999,666.23	2,943,882.09	3,136,613.92	2,511,596.97	2,280,997.88
Public works.....	618,476.63	177,855.73	99,112.68	111,753.49	189,737.65	181,856.29
	24,005,306.34	23,397,107.90	20,991,863.83	22,051,635.77	17,756,273.45	17,558,827.69
Adjustment between cash expenditures and checks issued.....	231,177.11	98,631.06	142,364.27	523,753.64	132,555.13	446,558.95
Total, Department of Justice.....	23,774,129.23	23,495,738.96	21,134,228.10	21,527,882.13	17,888,828.58	17,112,268.64
DEPARTMENT OF LABOR						
Office of the Secretary.....	632,186.71	662,630.02	1,126,867.37	1,066,379.99	889,880.54	1,010,763.69
Bureau of Labor Statistics.....	272,003.96	271,422.15	234,810.10	225,910.65	233,208.71	257,144.12
Bureau of Immigration.....	5,371,270.03	5,468,095.90	3,492,719.57	3,289,297.25	3,658,199.33	4,348,302.03
Bureau of Naturalization.....	729,651.90	760,167.94	738,427.46	665,087.98	690,033.08	668,668.71
Children's Bureau.....	1,298,796.47	1,243,107.81	1,064,148.84	880,204.83	467,741.43	254,677.04
Women's Bureau.....	101,417.31	108,757.52	102,615.32	93,776.71	75,422.27	82,645.00
Employment Service.....	202,570.33	221,922.78	206,928.12	223,419.03	200,396.46	357,711.91
Miscellaneous items.....	5,301.18	12,303.97	4,357.42	52,061.51	14,720.57	
	8,613,197.89	8,748,408.09	6,970,874.20	6,496,137.95	6,229,602.39	6,979,912.50
Adjustment between cash expenditures and checks issued.....	68,298.30	929,433.21	350,821.65	202,325.98	2,130.82	1,522,597.05
Total, Department of Labor.....	8,544,899.59	9,677,841.30	6,620,052.55	6,698,463.93	6,227,471.57	8,502,509.55
NAVY DEPARTMENT						
Office of the Secretary.....	6,324,344.14	7,175,169.97	7,396,898.92	8,538,513.85	13,137,127.25	22,479,019.46
Bureau of Navigation.....	9,209,699.73	10,756,823.74	10,797,520.87	13,416,819.75	21,618,892.33	38,186,492.81
Bureau of Engineering.....	17,714,315.95	17,464,115.15	15,180,848.87	19,309,421.58	20,190,116.15	33,459,963.90
Bureau of Construction and Repair (vessels).....	16,716,287.44	15,685,986.43	15,612,005.49	17,510,325.20	23,211,239.75	34,534,125.31
Bureau of Ordnance.....	10,979,724.11	10,594,157.79	11,020,421.30	10,670,636.54	15,790,624.78	44,066,651.20
Bureau of Supplies and Accounts.....	163,052,016.34	174,632,177.33	148,854,748.30	112,112,248.49	141,309,940.14	177,844,510.46
Bureau of Medicine and Surgery.....	4,080,828.62	2,916,968.56	3,714,239.80	6,422,010.92	5,974,928.74	6,265,573.51
Bureau of Yards and Docks.....	6,680,010.29	6,129,072.22	5,799,889.19	7,504,899.60	12,502,775.51	10,998,397.81
Bureau of Aeronautics.....	15,528,259.13	13,007,905.81	16,576,298.66	16,702,832.46	13,613,477.88	24,606,454.62
Naval Academy.....	1,810,294.01	2,024,160.75	2,067,356.79	2,102,829.50	2,385,232.47	2,477,347.99
Marine Corps.....	23,837,806.25	23,186,999.72	25,236,835.65	30,714,464.03	34,747,537.84	35,300,359.61
Alterations to naval vessels.....	5,270,355.16					

¹ Deduct—excess of credits.² Includes increase of compensation for entire department prior to fiscal year 1925.

No. 12.—Statement of expenditures under general heads, fiscal years 1921 to 1933, inclusive—Continued

	1933	1932	1931	1930	1929	1928	1927
NAVY DEPARTMENT—continued							
Miscellaneous.....	\$3, 872, 050. 81	\$1, 467, 571. 48	\$2, 150, 628. 88	¹ \$4, 500. 75	\$5, 303, 354. 88	\$331. 32	\$1, 738, 544. 49
Public works.....	(⁴)	13, 060, 731. 82	12, 804, 586. 36	8, 102, 249. 58	7, 314, 021. 27	4, 885, 196. 44	3, 027, 218. 13
Salaries, Navy Department (distributed prior to 1928).....	3, 705, 312. 85	4, 223, 502. 03	4, 212, 460. 95	4, 057, 181. 21	3, 928, 427. 12	3, 515, 612. 45	-----
Contingent expenses (distributed prior to 1928).....	836, 473. 22	885, 885. 63	815, 731. 60	858, 678. 84	773, 659. 52	826, 099. 81	-----
Adjustment between cash expenditures and checks issued.....	343, 103, 799. 09	354, 305, 050. 82	358, 273, 489. 19	375, 446, 118. 73	366, 196, 221. 14	332, 231, 470. 52	324, 256, 732. 69
Total, Navy Department.....	6, 628, 413. 74	3, 515, 809. 59	4, 202, 485. 09	1, 280, 480. 18	1, 634, 677. 15	895, 978. 54	5, 347, 636. 41
-----	349, 732, 212. 83	357, 820, 860. 41	354, 071, 004. 10	374, 165, 638. 55	364, 561, 543. 99	331, 335, 491. 98	318, 909, 096. 28
POST OFFICE DEPARTMENT							
Postal service paid from postal revenues and balances.....	582, 626, 064. 00	590, 846, 193. 40	656, 885, 959. 83	711, 985, 634. 69	687, 709, 009. 87	693, 674, 814. 79	687, 364, 998. 08
Postal deficiencies paid from the Treasury.....	117, 380, 192. 33	202, 876, 340. 63	145, 643, 613. 12	91, 714, 450. 89	94, 699, 744. 06	32, 080, 202. 46	27, 263, 191. 12
Miscellaneous items, claims, and judgments paid from the Treasury.....	57, 911. 41	125, 898. 90	82, 297. 59	58, 198. 91	4, 090, 870. 27	276, 692. 81	189, 037. 77
Back railway mail payment to inland carriers.....	-----	-----	-----	-----	39, 000, 000. 00	-----	-----
Total expenditures, postal service.....	700, 064, 167. 74	793, 848, 432. 93	802, 611, 870. 54	803, 758, 284. 49	825, 499, 624. 20	726, 031, 710. 06	714, 817, 226. 97
Deduct: Postal service paid from postal revenues and balances.....	582, 626, 064. 00	590, 846, 193. 40	656, 885, 959. 83	711, 985, 634. 69	687, 709, 009. 87	693, 674, 814. 79	687, 364, 998. 08
Total, Post Office Department paid from the Treasury including deficiencies.....	117, 438, 103. 74	203, 002, 239. 53	145, 725, 910. 71	91, 772, 649. 80	137, 790, 614. 33	32, 356, 895. 27	27, 452, 228. 89
DEPARTMENT OF STATE							
Department proper.....	2, 028, 320. 27	2, 247, 368. 72	2, 227, 785. 94	1, 593, 896. 03	1, 578, 598. 03	1, 367, 372. 15	1, 348, 282. 37
Foreign Service.....	12, 030, 543. 94	15, 224, 416. 87	11, 158, 548. 38	10, 587, 281. 62	9, 452, 067. 79	8, 352, 015. 41	8, 223, 769. 26
International commissions and bureaus.....	1, 256, 340. 58	1, 636, 461. 73	1, 941, 733. 15	1, 437, 190. 41	1, 352, 234. 61	1, 110, 923. 36	959, 667. 37
Nonadministrative expenses.....	73, 480. 50	1 59, 485. 98	255, 387. 78	121, 066. 98	258, 914. 45	206, 895. 40	323, 675. 62
Payment to Republic of Colombia.....	-----	-----	-----	-----	-----	-----	5, 000, 000. 00
Payment to Republic of Panama.....	-----	-----	250, 000. 00	250, 000. 00	250, 000. 00	250, 000. 00	250, 000. 00
Permanent and indefinite appropriations (distributed prior to 1927).....	9, 124. 71	9, 672. 36	9, 640. 46	269, 343. 84	326, 841. 71	157, 212. 49	279, 123. 26
Trust funds.....	333, 585. 38	384, 988. 83	67, 890. 39	223, 796. 59	117, 245. 27	137, 381. 06	80, 331. 14
Adjustment between cash expenditures and checks issued.....	15, 731, 395. 38	19, 443, 422. 53	15, 910, 986. 10	14, 482, 575. 47	13, 335, 901. 86	11, 581, 799. 87	16, 464, 849. 02
Total, Department of State.....	251, 826. 88	54, 170. 37	113, 660. 38	1, 115. 53	231, 052. 59	106, 210. 21	120, 087. 08
-----	15, 983, 222. 26	19, 497, 592. 90	16, 024, 646. 48	14, 483, 691. 00	13, 566, 954. 45	11, 688, 010. 08	16, 584, 936. 10
TREASURY DEPARTMENT							
General.....	6, 522, 625. 10	7, 325, 624. 09	7, 552, 903. 38	7, 234, 172. 34	7, 825, 552. 17	8, 403, 656. 24	7, 178, 794. 72
Bureau of Customs.....	19, 480, 349. 00	22, 884, 797. 89	23, 067, 768. 94	22, 589, 548. 99	21, 177, 548. 71	18, 007, 484. 97	17, 358, 870. 04
Bureau of the Budget.....	171, 514. 35	188, 961. 18	192, 092. 57	192, 235. 94	182, 207. 48	161, 259. 71	167, 075. 36
Federal Farm Loan Bureau.....	735, 213. 88	996, 777. 72	999, 787. 66	949, 462. 84	906, 012. 78	733, 469. 69	566, 170. 30
Office Treasurer of the United States.....	1, 532, 318. 30	1, 655, 925. 41	1, 664, 903. 95	1, 814, 470. 13	1, 638, 429. 22	1, 522, 839. 42	1, 546, 701. 03
Office of Comptroller of the Currency.....	2, 756, 457. 05	3, 049, 618. 37	2, 993, 050. 03	2, 892, 433. 68	2, 710, 403. 04	2, 638, 742. 91	2, 572, 031. 93
Internal Revenue Service.....	29, 911, 873. 53	33, 536, 451. 82	33, 827, 091. 91	34, 543, 745. 63	33, 026, 002. 35	34, 481, 556. 63	33, 089, 505. 51
Bureau of Prohibition.....	-----	-----	-----	15, 461, 867. 62	13, 314, 338. 11	13, 518, 988. 18	12, 329, 728. 27
Bureau of Industrial Alcohol.....	3, 892, 806. 24	4, 525, 144. 36	4, 610, 233. 26	-----	-----	-----	-----
Bureau of Narcotics.....	1, 210, 857. 30	1, 499, 817. 68	1, 611, 820. 95	-----	-----	-----	-----
Coast Guard.....	29, 217, 513. 34	32, 290, 805. 10	30, 544, 480. 25	29, 285, 768. 74	28, 245, 188. 48	27, 333, 765. 62	27, 917, 791. 62
Bureau of Engraving and Printing.....	5, 528, 147. 59	6, 781, 800. 25	6, 474, 804. 30	6, 218, 448. 03	6, 678, 119. 62	6, 743, 439. 19	6, 917, 042. 04
Secret Service Division.....	660, 537. 57	711, 977. 97	694, 943. 84	662, 520. 27	533, 512. 98	496, 113. 68	453, 009. 13
Public Health Service.....	10, 376, 874. 01	12, 891, 597. 75	11, 000, 541. 90	10, 373, 232. 03	10, 068, 971. 59	4, 518, 796. 04	9, 141, 684. 24
Bureau of the Mint.....	1, 204, 401. 82	1, 353, 194. 31	1, 491, 349. 99	1, 600, 128. 78	1, 569, 955. 51	1, 589, 501. 90	1, 548, 331. 23
Supervising Architect:	-----	-----	-----	-----	-----	-----	-----
Salaries, operation, and equipment.....	17, 465, 037. 25	18, 076, 352. 74	16, 941, 437. 92	16, 384, 206. 85	15, 112, 191. 89	13, 552, 019. 63	12, 805, 003. 86
Construction.....	109, 966, 132. 31	92, 048, 363. 03	69, 629, 897. 08	43, 394, 335. 04	30, 785, 366. 73	7, 193, 759. 89	8, 735, 723. 84
Miscellaneous:	-----	-----	-----	-----	-----	-----	-----
Cape Cod Canal bonds.....	-----	-----	-----	45, 625. 00	6, 180, 509. 97	-----	-----
Premium on sinking fund purchases.....	-----	1, 893. 13	492, 187. 50	634, 296. 88	1, 366, 081. 24	1, 267, 010. 15	7, 111, 244. 28
Capital stock payments:	-----	-----	-----	-----	-----	-----	-----
Federal intermediate credit banks.....	28, 000, 000. 00	2, 000, 000. 00	-----	-----	5, 000, 000. 00	-----	1, 000, 000. 00
Federal land banks.....	1 242, 545. 00	125, 000, 000. 00	-----	-----	-----	-----	-----
Loans to foreign governments (Greece).....	-----	-----	-----	-----	12, 167, 000. 00	-----	-----
Settlement of War Claims Act of 1928.....	136, 896. 63	37, 787, 911. 96	-----	-----	-----	50, 000, 000. 00	-----
Other miscellaneous items.....	1 577, 780. 93	1 47, 808. 22	1 1, 043, 441. 90	718, 794. 10	1, 156, 268. 33	315, 964. 88	631, 452. 36
Trust funds.....	1 598, 989. 09	1 199, 435. 31	1 136, 009. 51	1 317, 846. 87	1 702, 922. 01	1 311, 840. 00	1 191, 292. 03
Interest on the public debt.....	689, 365, 105. 60	599, 722, 595. 24	611, 559, 704. 35	659, 347, 613. 07	678, 330, 399. 50	731, 764, 476. 30	787, 019, 578. 18
Refund of customs.....	12, 576, 841. 79	16, 878, 846. 45	21, 389, 462. 32	24, 126, 518. 54	21, 826, 435. 69	21, 856, 901. 13	20, 320, 524. 37
Refund of internal revenue.....	57, 763, 119. 46	84, 161, 439. 59	70, 251, 951. 94	128, 362, 119. 79	190, 727, 887. 12	148, 286, 060. 13	117, 412, 172. 61
Retirement of the public debt.....	461, 604, 800. 00	410, 925, 073. 60	440, 082, 000. 00	553, 883, 603. 25	549, 603, 703. 75	540, 255, 020. 30	519, 554, 844. 78
Adjustment between cash expenditures and checks issued.....	1, 488, 660, 107. 10	1, 516, 047, 726. 11	1, 355, 892, 962. 63	1, 560, 397, 300. 67	1, 639, 429, 164. 25	1, 639, 328, 986. 59	1, 595, 185, 987. 67
Total, Treasury Department.....	426, 126. 67	9, 726, 781. 86	9, 025, 174. 88	3, 820, 264. 00	1, 506, 486. 22	1, 517, 587. 46	681, 466. 05
-----	1, 489, 086, 233. 77	1, 525, 774, 507. 97	1, 346, 867, 787. 75	1, 564, 217, 564. 67	1, 640, 935, 650. 47	1, 637, 811, 399. 13	1, 595, 867, 453. 72

¹ Deduct—excess credits.⁴ Public works expenditures in 1933 included in "Bureau of Yards and Docks." For details of public works expenditures, see Statement No. 9.

No. 12.—*Statement of expenditures under general heads, fiscal years 1921 to 1933, inclusive—Continued*

	1926	1925	1924	1923	1922	1921
NAVY DEPARTMENT—continued						
Increase of the Navy.....	\$25,851,740.61	\$38,181,351.93	\$41,896,985.01	\$56,922,370.27	\$143,028,025.57	\$202,469,924.00
Scrapping of naval vessels.....	143,150.09		12,753,928.21	9,507,092.22		
Miscellaneous (claims, judgments, reliefs, and miscellaneous items).....	1,155,423.96	870,592.07	1,045,404.90	508,038.52	501,293.77	1,295,649.21
Public works.....	3,257,437.88	3,739,985.18	6,176,615.70	10,073,412.00	10,356,729.52	14,211,789.10
Adjustment between cash expenditures and checks issued.....	311,611,693.71	326,365,466.65	324,129,997.66	322,015,914.93	458,367,941.70	648,196,258.99
	1,131,716.10	18,237,618.62	6,965,231.05	1,202,562.18	17,980,381.22	2,521,016.59
Total, Navy Department.....	312,743,409.81	344,603,085.27	331,095,228.71	323,218,477.11	476,348,322.92	650,717,275.58
POST OFFICE DEPARTMENT						
Postal service paid from postal revenues and balances.....	650,757,979.80	626,603,482.35	583,453,563.50	532,666,993.82	489,236,002.54	496,026,173.82
Postal deficiencies paid from the Treasury.....	39,506,490.29	23,216,783.58	12,638,849.75	32,526,914.89	64,346,234.52	130,128,458.02
Miscellaneous items, claims, and judgments paid from the Treasury.....	96,388.93	* 79,826.85	186,789.29	146,935.50	* 3,384,127.31	* 5,230,650.15
Total expenditures, postal service.....	690,360,859.02	649,740,439.08	596,279,202.54	565,340,844.21	556,966,364.37	631,385,281.99
Deduct: Postal service paid from postal revenues and balances.....	650,757,979.80	626,603,482.35	583,453,563.50	532,666,993.82	489,236,002.54	496,026,173.82
Total, Post Office Department paid from the Treasury including deficiencies.....	39,602,879.22	23,136,956.73	12,825,639.04	32,673,850.39	67,730,361.83	135,359,108.17
DEPARTMENT OF STATE						
Department proper.....	1,259,642.56	1,460,376.32	1,157,212.68	1,056,165.24	1,085,214.03	1,313,265.94
Foreign Service.....	8,026,512.31	7,998,934.52	7,156,985.45	7,221,128.66	8,112,674.10	6,310,553.49
International commissions and bureaus.....	1,214,346.35	787,270.22	464,453.15	419,302.56	355,236.38	407,970.53
Nonadministrative expenses.....	58,654.76	123,176.79	162,622.96	268,262.93	252,504.81	217,572.33
Payment to Republic of Colombia.....	5,000,000.00	5,000,000.00	5,000,000.00	5,000,000.00		
Payment to Republic of Panama.....	250,000.00	250,000.00	250,000.00	250,000.00	250,000.00	250,000.00
Trust funds.....	75,535.91	266,147.59	18,524.03	9,409.07	303,962.15	61,948.35
Adjustment between cash expenditures and checks issued.....	15,884,691.89	15,885,905.44	14,209,798.27	14,224,268.46	10,359,591.47	8,561,310.64
	136,689.63	748,927.95	459,658.62	147,426.23	693,019.77	219,486.20
Total, Department of State.....	16,621,381.52	15,136,977.49	14,669,458.89	14,371,694.69	9,666,571.70	8,780,796.84
TREASURY DEPARTMENT						
General.....	7,199,772.38	9,346,961.49	18,518,557.57	19,774,912.07	19,507,706.24	34,829,678.05
Bureau of War Risk Insurance (transferred to Veterans' Bureau).....						235,194,655.14
Bureau of Customs.....	16,740,072.50	16,646,231.24	12,488,401.61	11,393,218.13	11,182,609.28	10,823,284.99
Bureau of the Budget.....	164,244.10	169,378.40	136,217.72	142,462.80	115,325.20	5,000.00
Federal Farm Loan Bureau.....	452,900.54	353,652.76	332,669.06	264,266.28	233,787.01	208,416.75
Office Treasurer of the United States.....	1,446,925.66	1,654,984.61	1,345,839.24	1,571,342.67	1,629,428.86	
Office of Comptroller of the Currency.....	2,474,446.65	2,371,482.67	2,507,409.75	2,403,798.10	2,290,745.84	1,609,211.80
Internal Revenue Service.....	34,151,884.33	36,475,553.56	34,431,587.08	35,688,156.84	33,883,992.32	33,152,579.12
Bureau of Prohibition.....	11,003,457.13	10,388,360.20	8,372,380.29	9,072,238.65	7,215,255.06	6,819,486.23
Accounting Offices (transferred to General Accounting Office).....						3,407,596.08
Coast Guard.....	24,991,801.56	26,792,806.07	11,321,313.71	10,462,232.41	12,152,348.43	12,805,403.07
Subtreasuries (discontinued).....						338,131.27
Bureau of Engraving and Printing.....	7,402,467.61	6,562,111.44	5,570,008.81	5,069,779.77	5,624,582.37	5,572,770.76
Secret Service Division.....	457,906.24	461,325.04	414,650.03	407,620.29	396,821.32	358,184.42
Public Health Service.....	9,034,054.00	9,170,496.67	8,120,842.87	9,089,120.36	8,620,177.02	54,203,152.37
Mint Establishment.....	1,603,368.03	1,557,433.46	1,308,836.24	1,282,597.15	1,180,832.59	1,489,619.11
Supervising Architect:						
Salaries, operation, and equipment.....	12,073,612.46	11,287,045.21	9,685,120.88	7,363,621.20	7,969,447.81	7,730,920.95
Construction.....	2,141,000.61	3,170,344.31	4,445,053.91	10,459,109.87	16,152,244.82	8,134,344.62
Miscellaneous:						
Premium on sinking fund purchases.....	5,267,173.32					
Capital stock payments—Federal intermediate credit banks.....			12,000,000.00	12,000,000.00		
Loans to foreign governments (Czechoslovakia, 1922, various, 1921).....					717,834.36	73,896,697.44
Farm loan bonds.....					* 142,311.51	16,781,320.79
Other miscellaneous items.....	27,859.17	136,277.14	308,866.92	563,513.55	52,994.40	122,865.33
Trust funds.....	463,591.03	* 1,332,330.84	* 956,282.28	* 1,106,921.54	19,394.74	* 2,021,541.62
Interest on public debt.....	831,937,700.16	881,806,662.36	940,602,912.92	1,055,923,689.61	991,000,759.24	999,144,731.35
Refund of customs.....	27,744,697.78	22,429,264.11	20,467,556.25	29,854,239.26	36,588,098.00	23,508,903.43
Refund of internal revenue.....	182,220,053.01	160,312,770.81	138,840,148.01	128,279,696.27	51,448,461.86	34,437,709.37
Retirement of the public debt.....	487,376,050.69	466,538,113.83	457,999,750.00	402,850,491.10	422,694,600.00	422,113,000.00
Adjustment between cash expenditures and checks issued.....	1,666,375,038.96	1,666,328,924.54	1,688,261,840.59	1,752,809,184.84	1,630,535,135.86	1,984,666,120.82
	517,813.65	19,425,649.15	4,753,008.04	4,214,370.12	48,509,812.50	3,621,820.97
Total, Treasury Department.....	1,665,857,225.31	1,646,903,275.39	1,683,508,832.55	1,748,594,814.72	1,679,044,948.36	1,988,287,941.79

* Deduct—excess of credits.

* Includes departmental service.

No. 12.—Statement of expenditures under general heads, fiscal years 1921 to 1933, inclusive—Continued

	1933	1932	1931	1930	1929	1928	1927
WAR DEPARTMENT							
Military activities:							
Salaries and expenses, War Department proper.....	\$5, 107, 324. 14	\$5, 690, 462. 89	\$5, 677, 672. 62	\$5, 447, 376. 34	\$5, 478, 658. 18	\$4, 716, 621. 56	\$4, 703, 613. 29
General Staff Corps.....	43, 668. 41	45, 933. 29	58, 933. 19	56, 052. 59	60, 830. 84	59, 283. 09	60, 416. 04
Army War College (included under Adjutant General prior to 1928).....	71, 045. 49	81, 126. 52	80, 437. 71	78, 112. 47	77, 827. 86	67, 885. 38	-----
Adjutant General's Department.....	103, 638. 91	106, 907. 99	124, 290. 34	122, 233. 26	106, 767. 93	133, 908. 41	259, 320. 09
Finance Department.....	127, 908, 110. 16	138, 609, 894. 61	136, 915, 441. 82	137, 235, 501. 46	131, 882, 687. 49	130, 764, 118. 13	127, 504, 644. 22
Quartermaster Corps.....	72, 669, 076. 85	91, 229, 885. 45	88, 843, 723. 66	84, 834, 446. 04	85, 899, 313. 13	77, 069, 190. 45	63, 160, 498. 35
Seacoast defenses.....	2, 417, 313. 66	3, 195, 042. 41	3, 517, 571. 01	3, 485, 039. 64	2, 762, 661. 37	2, 582, 172. 83	1, 207, 236. 92
Signal Corps.....	2, 924, 999. 20	3, 368, 592. 86	3, 237, 366. 50	3, 076, 369. 61	2, 248, 327. 19	2, 090, 960. 68	1, 616, 175. 12
Air Corps.....	21, 929, 302. 27	33, 046, 254. 34	38, 651, 204. 01	28, 051, 562. 99	23, 261, 642. 98	19, 437, 721. 29	16, 759, 286. 01
Medical Department.....	1, 532, 489. 22	890, 133. 90	1, 181, 548. 49	1, 506, 163. 89	1, 088, 109. 20	1, 133, 635. 18	1, 013, 887. 21
Bureau of Insular Affairs.....	-----	-----	-----	301. 40	401. 50	11, 854. 61	449. 30
Corps of Engineers.....	515, 538. 07	609, 445. 32	570, 137. 27	642, 803. 21	459, 898. 84	309, 935. 31	348, 639. 03
Ordnance Department.....	9, 936, 483. 15	14, 255, 890. 58	10, 616, 472. 99	11, 413, 242. 50	10, 807, 416. 07	6, 780, 547. 52	6, 114, 463. 38
Chemical Warfare Service.....	1, 238, 840. 85	1, 264, 605. 43	1, 270, 788. 19	1, 361, 080. 37	1, 234, 917. 79	1, 250, 915. 52	1, 152, 321. 86
Chief of Infantry.....	59, 993. 79	68, 551. 01	67, 944. 70	65, 101. 16	62, 176. 79	58, 309. 51	54, 090. 12
Chief of Cavalry.....	18, 169. 44	23, 021. 09	18, 725. 19	21, 769. 83	19, 744. 22	16, 137. 51	16, 749. 19
Chief of Field Artillery.....	24, 885. 25	27, 967. 90	25, 886. 34	27, 718. 00	23, 064. 92	24, 205. 59	18, 400. 32
Chief of Coast Artillery.....	26, 887. 12	28, 636. 86	28, 017. 54	59, 078. 20	28, 138. 49	25, 455. 75	23, 450. 42
Military Academy.....	2, 515, 889. 42	3, 220, 684. 16	2, 943, 478. 07	2, 759, 815. 24	2, 816, 160. 82	3, 086, 735. 77	2, 712, 759. 74
National Guard Bureau.....	33, 161, 514. 73	34, 767, 293. 43	34, 715, 348. 17	31, 988, 858. 37	33, 016, 324. 60	32, 380, 566. 61	29, 390, 967. 26
Organized Reserves.....	5, 745, 921. 90	6, 214, 019. 52	7, 303, 437. 73	5, 652, 065. 82	4, 608, 705. 44	3, 823, 916. 55	3, 453, 485. 16
Citizens' military training.....	6, 458, 651. 41	6, 643, 704. 41	6, 949, 128. 76	6, 104, 405. 97	5, 963, 444. 34	6, 569, 913. 79	5, 966, 372. 62
National Board for Promotion of Rifle Practice.....	257, 693. 53	796, 192. 61	726, 684. 88	718, 607. 60	733, 620. 51	304, 518. 22	57, 317. 89
Claims, judgments, trust funds, and miscellaneous.....	3, 749, 989. 99	606, 313. 68	1, 749, 962. 82	4, 031, 166. 70	2, 732, 774. 70	-----	-----
Total, military activities.....	298, 417, 426. 96	344, 610, 560. 26	345, 274, 202. 00	328, 738, 872. 66	315, 373, 615. 20	292, 698, 509. 86	265, 594, 543. 54
Nonmilitary activities:							
Finance Department.....	2, 331. 21	20, 106. 08	25, 715. 24	35, 833. 18	5, 400. 00	5, 275. 00	5, 518. 33
Quartermaster Corps.....	1, 993, 514. 66	4, 431, 777. 70	4, 811, 323. 60	2, 421, 565. 97	1, 497, 749. 10	1, 516, 505. 30	1, 027, 361. 24
Signal Corps (Washington-Alaska Cable).....	194, 277. 68	342, 553. 26	262, 328. 01	153, 369. 75	184, 455. 74	160, 264. 71	177, 422. 02
Medical Department.....	-----	-----	-----	69, 622. 95	53, 499. 61	72, 965. 37	79, 941. 82
Corps of Engineers, rivers and harbors, etc.....	118, 158, 549. 43	117, 835, 127. 22	122, 572, 242. 68	107, 861, 906. 76	84, 902, 304. 01	74, 036, 219. 58	66, 605, 968. 60
Purchase of Cape Cod Canal.....	-----	-----	-----	-----	-----	5, 500, 000. 00	-----
Soldiers' homes.....	626, 254. 52	676, 692. 08	699, 998. 16	13, 253, 983. 37	10, 286, 508. 27	9, 110, 112. 35	10, 539, 409. 41
Inland Waterways Corporation.....	-----	-----	3, 000, 000. 00	1, 500, 000. 00	2, 500, 000. 00	1, 000, 000. 00	2, 499, 904. 19
Claims, trust funds, judgments, reliefs, and miscellaneous items.....	998, 068. 35	843, 443. 09	1, 111, 121. 67	81, 346. 45	981, 807. 31	2, 861, 039. 79	7, 408, 796. 58
Trust funds, estates of deceased soldiers.....	30, 915. 87	22, 037. 35	26, 940. 27	19, 058. 03	26, 347. 08	20, 384. 88	-----
Total, nonmilitary activities.....	122, 003, 911. 72	124, 171, 736. 78	132, 509, 669. 63	125, 396, 686. 46	100, 438, 071. 12	94, 282, 766. 98	88, 344, 322. 19
Adjustment between cash expenditures and checks or warrants issued.....	420, 421, 338. 68	468, 782, 297. 04	477, 783, 871. 63	454, 135, 559. 12	415, 811, 686. 32	386, 981, 276. 84	353, 938, 865. 73
Total, War Department, exclusive of Panama Canal.....	8, 898, 144. 30	555, 452. 05	2, 158, 907. 24	610, 585. 71	1, 089, 860. 10	3, 559, 526. 65	6, 869, 910. 98
Total, War Department, exclusive of Panama Canal.....	429, 319, 482. 98	468, 226, 844. 99	479, 942, 778. 87	453, 524, 973. 41	416, 901, 546. 42	390, 540, 803. 49	360, 808, 776. 71
Panama Canal:							
Maintenance and operation.....	9, 424, 002. 61	8, 165, 232. 35	7, 889, 497. 52	9, 042, 082. 60	7, 927, 398. 39	8, 513, 182. 53	6, 989, 185. 51
Sanitation, Canal Zone.....	662, 114. 40	739, 612. 81	764, 367. 54	867, 857. 03	666, 340. 54	939, 389. 10	653, 062. 62
Civil government.....	1, 194, 532. 82	1, 354, 237. 61	1, 253, 261. 63	1, 198, 296. 02	1, 172, 032. 74	1, 054, 045. 32	1, 011, 535. 81
Special deposit accounts.....	137, 108. 01	1 24, 659. 73	36, 257. 39	156, 203. 08	-----	-----	-----
Adjustment between cash expenditures and checks issued.....	11, 417, 757. 84	10, 234, 423. 04	9, 943, 384. 08	11, 264, 438. 73	9, 765, 771. 67	10, 506, 616. 95	8, 653, 783. 94
Total, Panama Canal.....	1, 254, 970. 75	427, 381. 71	644, 327. 27	64, 102. 96	720, 124. 38	57, 737. 12	348, 438. 90
Total, Panama Canal.....	12, 672, 728. 59	10, 661, 804. 75	9, 299, 056. 81	11, 328, 541. 69	9, 045, 647. 29	10, 448, 879. 83	8, 305, 345. 04
Total, War Department, including Panama Canal.....	441, 992, 211. 57	478, 888, 649. 74	489, 241, 835. 68	464, 853, 515. 10	425, 947, 193. 71	400, 989, 683. 32	369, 114, 121. 75
DISTRICT OF COLUMBIA							
General government.....	2, 762, 972. 77	3, 528, 876. 40	5, 250, 961. 30	5, 566, 222. 26	1, 975, 991. 01	1, 759, 720. 88	1, 464, 503. 88
Protection of life and property.....	6, 054, 841. 39	6, 702, 719. 94	6, 108, 603. 02	6, 544, 569. 51	5, 730, 217. 17	5, 686, 163. 90	5, 868, 176. 30
Health and sanitation.....	3, 541, 526. 24	3, 863, 260. 94	3, 683, 913. 70	3, 783, 418. 38	3, 432, 615. 99	3, 451, 372. 24	3, 420, 471. 63
Highways.....	4, 190, 918. 68	5, 040, 176. 87	5, 555, 596. 97	3, 820, 851. 59	4, 859, 182. 00	4, 349, 577. 47	4, 104, 947. 48
Public welfare.....	7, 201, 816. 91	5, 927, 018. 41	5, 136, 481. 31	4, 796, 235. 06	5, 081, 483. 81	4, 551, 890. 34	3, 633, 988. 95
Education.....	11, 213, 791. 43	14, 891, 122. 16	13, 068, 882. 87	12, 886, 056. 98	12, 513, 734. 17	11, 894, 418. 27	11, 287, 564. 24
Recreation.....	2, 573, 707. 73	3, 248, 969. 68	3, 210, 680. 10	3, 255, 766. 70	2, 498, 668. 03	3, 037, 063. 88	1, 882, 355. 92
Miscellaneous.....	597, 881. 79	130, 578. 13	205, 451. 11	218, 224. 45	178, 391. 80	137, 663. 72	-----

1 Deduct—excess of credits.

No. 12.—Statement of expenditures under general heads, fiscal years 1921 to 1933, inclusive—Continued

	1926	1925	1924	1923	1922	1921
WAR DEPARTMENT						
Military activities:						
Salaries and expenses, War Department proper.....	\$5,049,044.45	\$7,225,917.63	\$3,648,136.56	\$3,684,126.81	\$4,557,441.91	\$6,498,091.65
General Staff Corps.....	67,332.13	56,463.93	137,617.18	153,370.76	259,020.36	769,385.31
Registration and selection for military service.....						
Adjutant General's Department.....	202,197.05	215,240.25	221,861.68	765,560.70	809,957.12	
Finance Department.....	131,209,597.68	120,863,413.59	123,890,167.03	137,472,780.75	133,976,045.04	444,960,949.44
Quartermaster Corps.....	62,792,291.22	60,609,977.60	62,075,423.07	67,760,530.82	98,349,389.38	111,775,358.84
Seacoast defenses.....	3,004,919.49	2,098,833.08	3,475,339.54	6,037,358.03	7,900,861.34	
Signal Corps.....	1,593,255.39	1,900,766.32	2,146,184.45	2,073,677.47	2,062,929.37	7,011,518.70
Air Corps.....	14,900,264.19	11,680,954.95	11,015,365.00	18,141,688.34	23,095,256.70	30,913,798.28
Medical Department.....	940,473.12	1,015,229.41	1,102,749.83	935,146.86	1,162,086.66	10,682,009.02
Bureau of Insular Affairs.....	302.50	401.50	499.95	602.25	2,168.38	
Corps of Engineers.....	343,107.43	383,658.97	513,896.87	541,285.52	9,646,835.96	19,112,492.71
Ordnance Department.....	4,958,630.56	4,682,160.09	4,964,306.01	8,115,375.34	11,950,379.50	42,268,953.83
Chemical Warfare Service.....	966,802.81	694,358.00	681,166.52	918,651.37	2,334,932.92	1,873,592.57
Chief of Infantry.....	67,922.29	65,494.32	59,719.03	55,752.54	71,051.46	
Chief of Cavalry.....	18,182.12	19,044.02	17,414.33	14,902.61	6,973.02	
Chief of Field Artillery.....	23,657.39	27,156.94	20,881.30	31,563.67	23,224.13	
Chief of Coast Artillery.....	28,678.36	29,432.18	28,468.03	32,370.42	27,774.72	
Military Academy.....	2,328,711.16	2,280,046.64	1,810,560.85	2,075,718.89	2,445,842.29	1,410,967.17
Militia Bureau.....	29,483,338.86	29,246,129.53	24,253,123.93	24,722,042.63	20,818,741.09	7,970,815.42
Organized Reserves.....	3,233,137.49	6,112,120.66	3,303,310.36			
Citizens' military training.....	5,959,900.18	2,548,950.94	2,646,842.34	3,476,459.06	3,153,116.35	27,187.25
National Board for Promotion of Rifle Practice.....	88,742.42	114,627.43	79,055.33	50,668.74	27,725.87	
Claims, judgments, relief acts, and miscellaneous.....						1,141,333.85
Total, military activities.....	267,260,488.29	251,870,377.98	246,092,089.10	277,059,633.58	322,681,753.57	462,865,736.36
Nonmilitary activities:						
Finance Department.....	4,075.00	4,200.00		136,073.60	5,699.83	
Quartermaster Corps.....	864,067.13	1,234,666.03	1,117,091.02	1,577,201.32	6,049,902.69	
Signal Corps (Washington-Alaska Cable).....	168,951.70	978,918.20		138,108.72	110,059.23	
Medical Department.....	47,645.58	42,799.87	828,041.98	364,296.94	48,411.80	17,026,649.34
Corps of Engineers, rivers and harbors, etc.....	70,286,286.57	80,498,905.42	76,933,848.42	52,723,478.58	44,496,600.51	59,266,090.85
Soldiers' homes.....	9,593,873.82	9,415,725.05	7,723,182.66	5,087,364.77	9,690,515.07	6,394,268.21
Inland and coastwise waterways service.....	183.23			994,566.86	2,515,451.82	
Inland Waterways Corporation.....		1,599,906.59	197,274.64			
War claims, judgments, reliefs, and miscellaneous items.....	1,684,437.19	3,261,303.86	8,590,473.73	10,349,549.96	9,330,136.99	18,720,440.90
Trust funds.....						1885,695.31
Total, nonmilitary activities.....	82,649,253.76	97,036,425.02	95,389,912.45	71,370,640.75	72,246,777.94	100,521,753.99
Adjustment between cash expenditures and checks or warrants issued.....	349,909,742.05	348,906,803.00	341,482,001.64	348,430,274.33	394,928,531.51	563,387,490.35
Total, War Department, exclusive of Panama Canal.....	5,162,483.87	10,270,322.89	2,607,821.94	18,583,951.41	56,391,087.21	536,951,801.21
Total, War Department, exclusive of Panama Canal.....	355,072,225.92	359,177,125.89	344,089,323.58	367,014,225.74	451,319,618.72	1,100,339,291.56
Panama Canal:						
Maintenance and operation.....	6,841,731.83	7,421,237.45	5,492,846.56	2,095,495.94	1,391,504.03	12,459,850.82
Sanitation, Canal Zone.....	576,432.74	657,836.03	630,214.80	562,554.95	527,524.82	854,304.18
Civil government.....	1,001,169.00	971,543.61	904,095.59	928,811.68	853,715.36	992,851.36
Construction and equipment.....						1,891,242.32
Miscellaneous.....			97,088.34	17,456.45	18,291.19	32,142.11
Adjustment between cash expenditures and checks issued.....	8,419,333.57	9,050,617.09	7,124,245.29	3,604,319.02	2,791,035.40	16,230,390.79
Total, Panama Canal.....	598,385.43	42,201.60	1,262,854.61	712,642.28	234,385.92	231,018.68
Total, Panama Canal.....	9,017,719.00	9,092,818.69	8,387,099.90	4,316,961.30	3,025,421.32	16,461,409.47
Total, War Department, including Panama Canal.....	364,089,944.92	368,269,944.58	352,476,923.48	371,331,187.04	454,345,040.04	1,116,800,701.03
DISTRICT OF COLUMBIA						
General government.....	1,337,977.95	1,692,451.60	1,513,647.08	1,236,284.89	1,152,557.30	2,125,816.94
Protection of life and property.....	5,539,683.70	5,893,962.64	4,323,133.79	3,766,000.01	3,700,796.39	3,532,489.23
Health and sanitation.....	3,066,306.80	3,025,755.17	2,691,387.79	2,111,017.19	2,126,459.31	2,219,691.89
Highways.....	2,794,081.32	2,165,568.40	2,026,602.83	2,273,945.39	2,254,399.55	2,736,118.76
Public welfare.....	3,424,984.78	3,505,605.49	3,494,250.58	2,942,781.36	3,117,966.89	3,128,745.84
Education.....	10,111,918.49	9,550,621.09	7,104,729.67	7,679,126.95	7,395,003.38	5,676,457.74
Recreation.....	1,478,524.28	1,806,290.77	1,307,987.91	1,095,633.30	1,461,223.94	191,443.34
Miscellaneous.....	123,168.54	329,353.41	926,392.39	558,919.11	114,330.62	173,624.31

¹ Deduct—excess of credits.

No. 12.—*Statement of expenditures under general heads, fiscal years 1921 to 1933, inclusive*—Continued

	1933	1932	1931	1930	1929	1928	1927
DISTRICT OF COLUMBIA—continued							
Public-service enterprises.....	\$1,746,428.45	\$2,017,061.29	\$1,744,492.77	\$1,555,080.43	\$1,641,251.62	\$2,168,244.54	\$3,270,835.55
Permanent appropriations.....	2,087,732.49	3,038,692.53	3,706,376.66	2,766,471.62	2,205,050.78	2,363,507.20	2,633,676.62
Investment of teachers' retirement fund.....	407,722.67	636,297.25	697,307.80	403,422.82	503,158.37	513,917.75	289,980.43
Total, District of Columbia.....	42,379,340.55	49,024,773.60	48,368,647.61	45,596,319.80	40,619,744.75	39,913,540.19	37,856,501.00
SUMMARY							
Legislative.....	21,477,373.26	27,318,601.16	23,978,412.68	19,986,820.64	17,546,655.67	16,402,048.28	19,678,325.13
Executive Office and independent establishments.....	1,117,375,706.99	1,314,941,934.58	1,309,454,991.39	833,250,359.78	635,061,822.24	642,392,957.53	583,423,629.43
<i>Executive Office and independent establishments, emergency.....</i>	<i>1,277,038,167.73</i>	<i>767,735,208.55</i>					
Department of Agriculture.....	250,981,139.02	318,975,817.05	296,865,944.69	177,580,581.10	171,147,262.58	159,914,696.27	156,287,304.95
Department of Commerce.....	45,967,188.14	52,700,200.47	61,477,117.63	54,299,106.12	39,987,346.45	34,383,165.32	30,939,749.02
Department of the Interior.....	79,363,186.02	91,362,659.43	71,500,359.20	310,377,905.76	321,077,786.91	299,108,806.37	302,281,550.54
Department of Justice.....	44,994,262.29	52,329,697.80	44,835,003.16	32,491,379.10	28,891,620.32	27,600,254.81	24,819,057.70
Department of Labor.....	13,592,727.47	14,701,866.97	12,181,885.62	10,654,405.63	11,311,190.36	9,821,480.97	9,921,644.26
Navy Department.....	349,732,212.83	357,820,860.41	354,071,004.10	374,165,638.55	364,561,543.99	331,335,491.98	318,909,096.28
Post Office Department paid from the Treasury.....	117,438,103.74	203,002,239.53	145,725,910.71	91,772,649.80	137,790,614.33	32,356,895.27	27,452,228.89
Department of State.....	15,983,222.26	19,497,592.90	16,024,646.48	14,483,691.00	13,566,954.45	11,688,010.08	16,584,936.18
Treasury Department.....	1,489,086,233.77	1,525,774,507.97	1,346,850,037.49	1,564,217,564.67	1,640,935,650.47	1,637,811,399.13	1,595,867,453.72
War Department.....	441,992,211.57	478,888,649.74	489,241,835.68	464,853,515.10	425,947,193.71	400,989,683.32	369,114,121.75
District of Columbia.....	42,379,340.55	49,024,773.60	48,368,647.61	45,596,319.80	40,619,744.75	39,913,540.19	37,856,501.00
Unclassified items.....	1778,021.50	250,903.46	1625,457.56	422,550.04	17,803.40	1198,554.39	448,920.63
Total, general.....	4,029,584,886.41	4,506,590,305.07	4,219,950,338.88	3,994,152,487.09	3,848,463,189.63	3,643,519,875.13	3,493,584,519.40
<i>Total, emergency.....</i>	<i>1,277,038,167.73</i>	<i>767,735,208.55</i>					
Total.....	5,306,623,054.14	5,274,325,513.62	4,219,950,338.88	3,994,152,487.09	3,848,463,189.63	3,643,519,875.13	3,493,584,519.40

¹ Deduct—excess of credits.

No. 12.—*Statement of expenditures under general heads, fiscal years 1921 to 1933, inclusive*—Continued

	1926	1925	1924	1923	1922	1921
DISTRICT OF COLUMBIA—continued						
Public-service enterprises.....	\$3, 456, 464. 13	\$2, 044, 295. 97	\$1, 025, 362. 61	\$1, 775, 161. 40	\$1, 091, 477. 67	\$1, 032, 947. 71
Interest and sinking fund.....		300, 000. 00			975, 408. 00	975, 408. 00
Permanent appropriations.....	3, 077, 597. 46	2, 399, 096. 03	1, 459, 620. 54	1, 759, 168. 40	1, 799, 786. 59	1, 289, 515. 78
Investment of teachers' retirement fund.....	297, 036. 87	258, 006. 70	233, 420. 36	190, 517. 91	230, 958. 69	161, 956. 87
Appropriations chargeable in part to District of Columbia revenue.....						1, 686, 910. 08
				25, 398, 555. 91	25, 420, 368. 33	24, 931, 126. 49
Adjustment between cash expenditures and checks issued.....				1, 520, 481. 41	1, 457, 847. 08	523, 995. 38
Total, District of Columbia.....	34, 707, 744. 32	32, 971, 007. 27	26, 106, 535. 55	23, 878, 074. 50	23, 962, 521. 25	24, 407, 131. 11
SUMMARY						
Legislative establishment.....	15, 776, 230. 41	13, 855, 664. 29	14, 315, 684. 73	14, 104, 350. 89	17, 088, 112. 87	19, 662, 143. 91
Executive Office and independent establishments.....	606, 445, 735. 08	548, 677, 857. 52	546, 357, 130. 86	473, 243, 267. 92	537, 287, 207. 06	1, 069, 625, 936. 60
Department of Agriculture.....	155, 350, 432. 49	164, 644, 283. 54	141, 116, 440. 69	126, 387, 951. 57	142, 695, 844. 10	119, 837, 759. 41
Department of Commerce.....	29, 132, 015. 82	25, 782, 961. 39	21, 429, 678. 93	21, 038, 443. 31	21, 688, 014. 86	30, 828, 761. 55
Department of the Interior.....	312, 574, 792. 30	312, 140, 745. 64	336, 256, 033. 73	355, 311, 852. 14	341, 097, 166. 11	349, 040, 948. 26
Department of Justice.....	23, 774, 129. 23	23, 495, 738. 96	21, 134, 228. 10	21, 527, 882. 13	17, 888, 828. 58	17, 112, 268. 64
Department of Labor.....	8, 544, 899. 59	9, 677, 841. 30	6, 620, 052. 55	6, 698, 463. 93	6, 227, 471. 57	8, 502, 509. 55
Navy Department.....	312, 743, 409. 81	344, 603, 085. 27	331, 095, 228. 71	323, 218, 477. 11	476, 348, 322. 92	650, 717, 275. 58
Post Office Department and Postal Service.....	39, 602, 879. 22	23, 136, 956. 73	12, 825, 639. 04	32, 673, 850. 39	67, 730, 361. 83	135, 359, 108. 17
Department of State.....	16, 621, 381. 52	15, 136, 977. 49	14, 669, 456. 89	14, 371, 694. 69	9, 666, 571. 70	8, 780, 796. 84
Treasury Department.....	1, 665, 857, 225. 31	1, 646, 903, 275. 39	1, 683, 508, 832. 55	1, 748, 594, 814. 72	1, 679, 044, 948. 36	1, 988, 287, 941. 79
War Department.....	364, 089, 944. 92	368, 269, 944. 58	352, 476, 923. 48	371, 331, 187. 04	454, 345, 040. 04	1, 116, 800, 701. 03
District of Columbia.....	34, 707, 744. 32	32, 971, 007. 27	26, 106, 535. 55	23, 878, 074. 50	23, 962, 521. 25	24, 407, 131. 11
Unclassified items.....	¹ 232, 946. 52	347, 106. 72	¹ 1, 234, 150. 47	¹ 111, 044. 02	232, 088. 59	¹ 922, 593. 14
Total.....	3, 584, 987, 873. 50	3, 529, 643, 440. 09	3, 506, 677, 715. 34	3, 532, 269, 266. 32	3, 795, 302, 499. 84	5, 538, 040, 689. 30

¹ Deduct—excess of credits.

BUDGET STATEMENT NO. 13

Statement of balances of appropriations of June 30, 1933, and of appropriations for the fiscal year 1934 (including permanent and indefinite appropriations), as of Nov. 1, 1933, reported by the Secretary of the Treasury

This statement is included in the Budget only because of the requirements of the Budget and Accounting Act, 1921 (U.S.C., title 31, sec. 11 (e)). As budgetary information, the statement has little if any value, as it simply shows the balances of appropriations on the books of the Treasury June 30, 1933, classified as between 1934 appropriations and those of prior years according to whether the funds were appropriated as "immediately available"

	Balances of appropriations, June 30, 1933	Balances of appropriations for fiscal year 1934, includ- ing permanent and indefi- nite appropriations ¹	Total available
Legislative establishment.....	\$5, 273, 237. 65	\$15, 905, 390. 00	\$21, 178, 627. 65
Executive Office.....	177, 744. 44	249, 483. 00	427, 227. 44
Independent offices:			
Emergency conservation work.....	86, 760, 822. 13		86, 760, 822. 13
Federal Board for Vocational Education.....	788, 524. 65	8, 602, 700. 00	9, 391, 224. 65
Farm Credit Administration.....	134, 416, 115. 70	900, 000. 00	135, 316, 115. 70
Federal Home Loan Bank Board.....	160, 697. 21		160, 697. 21
Interstate Commerce Commission.....	907, 874. 57	5, 690, 000. 00	6, 597, 874. 57
National Banking Emergency Act.....	1, 674, 990. 41		1, 674, 990. 41
National Industrial Recovery.....	3, 259, 870, 000. 00	(¹)	3, 259, 870, 000. 00
Railroad Administration and Transportation Act.....	34, 520, 666. 89		34, 520, 666. 89
Shipping Board.....	19, 092, 093. 00	310, 000. 00	19, 402, 093. 00
Veterans' Administration.....	388, 556, 306. 92	351, 663, 000. 00	740, 219, 306. 92
Other independent offices.....	7, 833, 815. 02	22, 647, 196. 00	30, 481, 011. 02
Department of Agriculture.....	234, 284, 581. 50	73, 412, 207. 00	307, 696, 788. 50
Department of Commerce.....	8, 763, 813. 09	36, 508, 575. 00	45, 272, 388. 09
Department of the Interior.....	53, 577, 754. 77	41, 150, 627. 67	94, 728, 382. 44
Department of Justice.....	7, 540, 085. 49	41, 954, 050. 00	49, 494, 135. 49
Department of Labor.....	1, 481, 229. 90	14, 181, 365. 00	15, 662, 594. 90
Navy Department.....	104, 404, 300. 22	308, 590, 160. 00	412, 994, 460. 22
Post Office Department, payable from the Treasury.....	67, 008. 64		67, 008. 64
State Department.....	5, 165, 172. 86	12, 306, 719. 00	17, 471, 891. 86
Treasury Department.....	394, 897, 134. 70	223, 944, 036. 00	618, 841, 170. 70
War Department.....	175, 460, 085. 88	285, 373, 328. 00	460, 833, 413. 88
Panama Canal.....	7, 317, 572. 60	11, 106, 404. 00	18, 423, 976. 60
District of Columbia.....	9, 542, 982. 23	33, 147, 559. 00	42, 690, 541. 23
Sinking fund.....	5, 384. 31	439, 658, 221. 00	439, 663, 605. 31
Other public-debt redemptions.....	354. 94	94, 412, 100. 00	94, 412, 454. 94
Interest on the public debt.....		725, 000, 000. 00	725, 000, 000. 00
Total, exclusive of Postal Service.....	² 4, 942, 540, 349. 72	¹ 2, 746, 713, 120. 67	7, 689, 253, 470. 39
Postal Service payable from postal revenues.....	222, 526. 04	³ 713, 198, 378. 00	713, 420, 904. 04
Total.....	² 4, 942, 762, 875. 76	3, 459, 911, 498. 67	8, 402, 674, 374. 43

¹ The appropriations for 1934, as stated above, are exclusive of \$4,188,791,530 appropriated for the fiscal year 1934 that were made available for expenditure during the fiscal year 1933, the balances of which are included in the first column.

² Exclusive of \$10,684,570.35, reserves for impounded salary savings, under the provisions of the Economy Act of June 30, 1932 (47 Stat., p. 403, sec. 203).

³ Not carried on the books of the Treasury, but added here to complete the total.

BUDGET STATEMENT No. 14

Statement of operations,¹ public-debt receipts and expenditures, fiscal year ended June 30, 1933

Item	Fiscal year 1933
Public-debt receipts and deposits:	
Treasury bills.....	\$3, 061, 895, 000. 00
Certificates of indebtedness.....	2, 330, 327, 500. 00
Certificates of indebtedness (adjusted-service certificate fund series).....	229, 900, 000. 00
Treasury notes (Foreign Service retirement fund series).....	655, 000. 00
Treasury notes (Civil Service retirement fund series).....	74, 300, 000. 00
Treasury notes (Canal Zone retirement fund series).....	197, 000. 00
Treasury notes.....	3, 887, 541, 800. 00
Treasury savings securities.....	2, 381. 08
Postal Savings bonds.....	18, 380, 020. 00
Deposits for retirement of national bank notes (act of July 14, 1890).....	93, 884, 122. 50
Total public-debt receipts and deposits.....	9, 697, 082, 823. 58
Public-debt expenditures:	
Interest-bearing debt:	
Treasury bills.....	2, 719, 362, 000. 00
Certificates of indebtedness.....	2, 938, 780, 850. 00
Certificates of indebtedness (adjusted-service certificate fund series).....	242, 900, 000. 00
Treasury notes (Foreign Service retirement fund series).....	142, 000. 00
Treasury notes (Civil Service retirement fund series).....	47, 800, 000. 00
Treasury notes (Canal Zone retirement fund series).....	4, 000. 00
Treasury notes.....	605, 069, 350. 00
Treasury bonds.....	42, 833, 800. 00
War savings securities.....	32, 978. 25
Treasury savings securities.....	176, 993. 00
First Liberty bonds.....	1, 700. 00
Second Liberty bonds.....	654, 350. 00
Third Liberty bonds.....	1, 095, 750. 00
Fourth Liberty bonds.....	5, 300. 00
Victory notes.....	152, 600. 00
Postal Savings bonds.....	1, 914, 560. 00
Total expenditures, interest-bearing debt.....	6, 600, 926, 231. 25
Other debt items.....	103, 750. 31
National-bank notes and Federal Reserve bank notes.....	44, 382, 726. 00
Total public-debt expenditures.....	6, 645, 412, 707. 56
Total net increase in the public debt.....	3, 051, 670, 116. 02

¹ On basis of daily Treasury statement.

BUDGET STATEMENT No. 15

PUBLIC DEBT OF THE UNITED STATES

Detailed statement of outstanding debt at close of business June 30, 1933, compared with June 30, 1932, and June 30, 1916

Description of loan	Interest rate (per cent)	Outstanding debt		Increase in fiscal year 1933	Outstanding debt June 30, 1916
		June 30, 1933	June 30, 1932		
Interest-bearing debt:					
Bonds:					
Pre-war:					
2 percent consols of 1930-----	2	\$599, 724, 050. 00	\$599, 724, 050. 00		\$636, 259, 550. 00
4 percent loan of 1925-----	4				118, 489, 900. 00
2 percent Panamas of 1916-36-----	2	48, 954, 180. 00	48, 954, 180. 00		54, 456, 980. 00
2 percent Panamas of 1918-38-----	2	25, 947, 400. 00	25, 947, 400. 00		29, 875, 000. 00
3 percent Panamas of 1961-----	3	49, 800, 000. 00	49, 800, 000. 00		50, 000, 000. 00
3 percent conversion bonds of 1946-47-----	3	28, 894, 500. 00	28, 894, 500. 00		5, 900, 600. 00
2½ percent postal savings bonds (1st to 22d series)-----	2½				8, 245, 100. 00
2½ percent postal savings bonds (5th to 44th series)-----	2½	52, 697, 440. 00		\$52, 697, 440. 00	
3 percent loan of 1908-18-----	3				63, 945, 460. 00
2½ percent postal savings bonds (1st to 40th series)-----	2½				
2½ percent postal savings bonds (3d to 42d series)-----	2½		36, 247, 260. 00	¹ 36, 247, 260. 00	
Total pre-war bonds-----		806, 017, 570. 00	789, 567, 390. 00	16, 450, 180. 00	967, 172, 590. 00
War (Liberty Loan bonds):					
First Liberty Loan:					
3½ percent bonds of 1932-47-----	3½	1, 392, 227, 350. 00	1, 392, 228, 350. 00	¹ 1, 000. 00	
Converted 4 percent bonds of 1932-47-----	4	5, 002, 450. 00	5, 002, 450. 00		
Converted 4¼ percent bonds of 1932-47-----	4¼	532, 490, 450. 00	532, 491, 150. 00	¹ 700. 00	
Second converted 4¼ percent bonds of 1932-47-----	4¼	3, 492, 150. 00	3, 492, 150. 00		
Total, first Liberty Loan-----		1, 933, 212, 400. 00	1, 933, 214, 100. 00	¹ 1, 700. 00	
Fourth Liberty Loan:					
4¼ percent bonds of 1933-38-----	4¼	6, 268, 095, 150. 00	6, 268, 100, 450. 00	¹ 5, 300. 00	
Total war bonds-----		8, 201, 307, 550. 00	8, 201, 314, 550. 00	¹ 7, 000. 00	
Treasury bonds:					
Bonds of 1947-52-----	4¼	758, 983, 300. 00	758, 983, 300. 00		
Bonds of 1944-54-----	4	1, 036, 834, 500. 00	1, 036, 834, 500. 00		
Bonds of 1946-56-----	3¾	489, 087, 100. 00	489, 087, 100. 00		
Bonds of 1943-47-----	3¾	454, 135, 200. 00	454, 135, 200. 00		
Bonds of 1940-43-----	3¾	352, 993, 950. 00	352, 994, 450. 00	¹ 500. 00	
Bonds of 1941-43-----	3¾	544, 916, 050. 00	544, 917, 050. 00	¹ 1, 000. 00	
Bonds of 1946-49-----	3¾	819, 497, 500. 00	821, 403, 000. 00	¹ 1, 905, 500. 00	
Bonds of 1951-55-----	3	759, 494, 700. 00	800, 421, 500. 00	¹ 40, 926, 800. 00	
Total bonds-----		14, 223, 267, 420. 00	14, 249, 658, 040. 00	¹ 26, 390, 620. 00	967, 172, 590. 00
Notes:					
Treasury notes:					
Series A 1930-32-----	3½				4, 390, 000. 00
1932-----	3¾		600, 446, 200. 00	¹ 600, 446, 200. 00	
A 1934-----	3	244, 234, 600. 00	244, 234, 600. 00		
B 1934-----	2½	345, 292, 600. 00		345, 292, 600. 00	
A 1935-----	3	416, 602, 800. 00	416, 602, 800. 00		
A 1936-----	3¼	365, 138, 000. 00		365, 138, 000. 00	
B 1936-----	2¾	360, 533, 200. 00		360, 533, 200. 00	
C 1936-----	2½	572, 419, 200. 00		572, 419, 200. 00	
A 1937-----	3¼	834, 401, 500. 00		834, 401, 500. 00	
B 1937-----	3	508, 328, 900. 00		508, 328, 900. 00	
A 1938-----	2½	277, 516, 600. 00		277, 516, 600. 00	
B 1938-----	2¾	623, 911, 800. 00		623, 911, 800. 00	
Civil-service retirement fund:					
Series 1933-37-----	4		200, 300, 000. 00	¹ 200, 300, 000. 00	
Series 1934-38-----	4	226, 800, 000. 00		226, 800, 000. 00	
Foreign Service retirement fund:					
Series 1933-37-----	4		1, 606, 000. 00	¹ 1, 606, 000. 00	
Series 1934-38-----	4	2, 119, 000. 00		2, 119, 000. 00	
Canal Zone retirement fund:					
Series 1936-37-----	4		2, 064, 000. 00	¹ 2, 064, 000. 00	
Series 1936-38-----	4	2, 257, 000. 00		2, 257, 000. 00	
Total Treasury notes-----		4, 779, 555, 200. 00	1, 465, 253, 600. 00	3, 314, 301, 600. 00	4, 390, 000. 00

¹ Decrease.

No. 15.—Detailed statement of outstanding debt at close of business June 30, 1933, compared with June 30, 1932, and June 30, 1916—Continued

Description of loan	Interest rate (per cent)	Outstanding debt		Increase in fiscal year 1933	Outstanding debt June 30, 1916
		June 30, 1933	June 30, 1932		
Interest-bearing debt—Continued.					
Certificates of indebtedness:					
Series TS-1932	1½		\$314, 279, 500. 00	¹ \$314, 279, 500. 00	
TS 2-1932	3		398, 225, 000. 00	¹ 398, 225, 000. 00	
TO-1932	3½		333, 492, 500. 00	¹ 333, 492, 500. 00	
TM-1933	3¾		660, 715, 500. 00	¹ 660, 715, 500. 00	
First series maturing Mar. 15, 1933	2		33, 960, 900. 00	¹ 33, 960, 900. 00	
TJ-1933	1½		373, 856, 500. 00	¹ 373, 856, 500. 00	
A-1932	3½		227, 631, 000. 00	¹ 227, 631, 000. 00	
A-1933	3¾		144, 372, 000. 00	¹ 144, 372, 000. 00	
B-1933	2		239, 197, 000. 00	¹ 239, 197, 000. 00	
TAG-1933	4	\$469, 089, 000. 00		469, 089, 000. 00	
TS-1933	1½	451, 447, 000. 00		451, 447, 000. 00	
TD-1933	¾	254, 364, 500. 00		254, 364, 500. 00	
TD 2-1933	4½	473, 328, 000. 00		473, 328, 000. 00	
TM-1934	¾	460, 099, 000. 00		460, 099, 000. 00	
Adjusted-service certificate-fund series 1933	4	2, 108, 327, 500. 00	2, 725, 729, 900. 00	¹ 617, 402, 400. 00	
Adjusted-service certificate-fund series 1934	4		105, 000, 000. 00	¹ 105, 000, 000. 00	
	4	92, 000, 000. 00		92, 000, 000. 00	
Total certificates of indebtedness		2, 200, 327, 500. 00	2, 830, 729, 900. 00	¹ 630, 402, 400. 00	
Treasury bills (maturity value):					
Series maturing July 13, 1932			76, 200, 000. 00	¹ 76, 200, 000. 00	
Series maturing July 20, 1932			75, 600, 000. 00	¹ 75, 600, 000. 00	
Series maturing July 27, 1932			51, 550, 000. 00	¹ 51, 550, 000. 00	
Series maturing Aug. 10, 1932			76, 744, 000. 00	¹ 76, 744, 000. 00	
Series maturing Aug. 17, 1932			75, 000, 000. 00	¹ 75, 000, 000. 00	
Series maturing Aug. 24, 1932			60, 050, 000. 00	¹ 60, 050, 000. 00	
Series maturing Aug. 31, 1932			100, 022, 000. 00	¹ 100, 022, 000. 00	
Series maturing Sept. 28, 1932			100, 466, 000. 00	¹ 100, 466, 000. 00	
Series maturing July 5, 1933		100, 096, 000. 00		100, 096, 000. 00	
Series maturing July 12, 1933		75, 733, 000. 00		75, 733, 000. 00	
Series maturing July 19, 1933		75, 188, 000. 00		75, 188, 000. 00	
Series maturing July 26, 1933		80, 295, 000. 00		80, 295, 000. 00	
Series maturing Aug. 2, 1933		60, 655, 000. 00		60, 655, 000. 00	
Series maturing Aug. 9, 1933		75, 067, 000. 00		75, 067, 000. 00	
Series maturing Aug. 16, 1933		75, 442, 000. 00		75, 442, 000. 00	
Series maturing Aug. 23, 1933		60, 078, 000. 00		60, 078, 000. 00	
Series maturing Aug. 30, 1933		100, 352, 000. 00		100, 352, 000. 00	
Series maturing Sept. 6, 1933		75, 529, 000. 00		75, 529, 000. 00	
Series maturing Sept. 20, 1933		100, 361, 000. 00		100, 361, 000. 00	
Series maturing Sept. 27, 1933		75, 697, 000. 00		75, 697, 000. 00	
Total, Treasury bills		954, 493, 000. 00	615, 632, 000. 00	338, 861, 000. 00	
Total interest-bearing debt outstanding		22, 157, 643, 120. 00	19, 161, 273, 540. 00	2, 996, 369, 580. 00	\$971, 562, 590. 00
Matured debt on which interest has ceased (payable on presentation):					
Old debt matured at various dates prior to Apr. 1, 1917		1, 504, 850. 26	1, 591, 460. 26	¹ 86, 610. 00	1, 473, 100. 26
4 percent Second Liberty Loan of 1927-42		751, 400. 00	864, 550. 00	¹ 113, 150. 00	
4½ percent Second Liberty Loan of 1927-42		1, 675, 100. 00	2, 216, 300. 00	¹ 541, 200. 00	
4¾ percent Third Liberty Loan of 1928		3, 971, 500. 00	5, 067, 250. 00	¹ 1, 095, 750. 00	
3¾ percent Victory notes of 1922-23		11, 150. 00	19, 200. 00	¹ 8, 050. 00	
4¾ percent Victory notes of 1922-23		952, 300. 00	1, 096, 500. 00	¹ 144, 200. 00	
Treasury notes at various interest rates, matured		4, 884, 750. 00	9, 507, 900. 00	¹ 4, 623, 150. 00	
Certificate of indebtedness, at various interest rates, matured		34, 032, 450. 00	25, 091, 400. 00	8, 941, 050. 00	
Treasury savings certificates		572, 325. 00	749, 125. 00	¹ 176, 800. 00	
Treasury bills		17, 555, 000. 00	13, 883, 000. 00	3, 672, 000. 00	
Total matured debt outstanding on which interest has ceased		65, 910, 825. 26	60, 086, 685. 26	5, 824, 140. 00	1, 473, 100. 26

¹ Decrease.

No. 15.—*Detailed statement of outstanding debt at close of business June 30, 1933, compared with June 30, 1932, and June 30, 1916—Continued*

Description of loan	Interest rate (per-cent)	Outstanding debt		Increase in fiscal year 1933	Outstanding debt June 30, 1916
		June 30, 1933	June 30, 1932		
Debt bearing no interest (payable on presentation):					
Obligations required to be reissued when redeemed:					
United States notes.....		\$346,681,016.00	\$346,681,016.00		\$346,681,016.00
Less: Gold reserve.....		156,039,088.03	156,039,088.03		152,979,025.63
Excess of notes over reserve.....		190,641,927.97	190,641,927.97		193,701,990.37
Obligations that will be retired on presentation:					
Old demand notes.....		53,012.50	53,012.50		53,152.50
National-bank notes and Federal Reserve bank notes assumed by the United States on deposit of lawful money for their retirement.....		119,102,864.00	69,601,467.50	\$49,501,396.50	51,506,237.50
Fractional currency.....		1,986,072.26	1,987,927.57	¹ 1,855.31	6,848,496.90
Thrift and Treasury savings stamps, unclassified sales, etc.....		3,334,341.91	3,365,204.83	¹ 30,862.92	
Total debt bearing no interest outstanding.....		315,118,218.64	265,649,540.37	49,468,678.27	252,109,877.27
Total gross debt.....		22,538,672,163.90	19,487,009,765.63	² 3,051,662,398.27	1,225,145,567.53
Plus matured interest obligations, etc.:					
Matured interest obligations outstanding.....		39,517,199.56	34,608,351.36	4,908,848.20	909,616.85
Discount accrued (partly estimated) on war savings securities, matured series.....		4,146,685.00	4,405,420.00	¹ 258,735.00	
Treasury warrants and checks outstanding.....		1,283,663.45	1,444,607.54	¹ 160,944.09	2,309,205.14
Disbursing officers' checks outstanding.....		104,722,956.67	89,268,838.74	15,454,117.93	13,843,128.26
Total matured interest obligations, etc.....		149,670,504.68	129,727,217.64	19,943,287.04	17,061,950.25
Total gross debt, plus matured interest obligations, etc.....		22,688,342,668.58	19,616,736,983.27	3,071,605,685.31	1,242,207,517.78
Less offsets to debt:					
Cash balance held by Treasurer of the United States as per daily Treasury statements of June 30 (revised).....		853,777,775.22	391,205,129.02	462,572,646.20	236,879,590.90
Net debt, including matured interest obligations, etc. ³		21,834,564,893.36	19,225,531,854.25	2,609,033,039.11	1,005,327,926.88

¹ Decrease.

² Reconciliation with Budget Statement No. 14, which shows an increase in the public debt on the basis of Treasury daily statements (unrevised) of..... \$3,051,670,116.02

Less net amounts of redemptions and receipts in transit:

 June 30, 1932..... \$396.25

 June 30, 1933..... 7,321.50

7,717.75

3,051,662,398.27

³ No deduction is made on account of obligations of foreign governments or other investments.

BUDGET STATEMENT No. 16

Cumulative sinking fund statements reported by the Secretary of the Treasury

FISCAL YEAR 1933

Debits	Amount	Credits	Amount
A. Balance at beginning of year July 1, 1932---	\$47. 71	C. Expenditures on account of principal (actual): Net cash expenditures-----	\$425, 569, 628. 44
B. Available:		D. Balance at end of year June 30, 1933-----	5, 384. 31
1. 2½ percent of aggregate amount of Liberty bonds and Victory notes outstanding on July 1, 1920, less par amount of obligations of foreign governments purchased under the several Liberty Loan Acts and held by the United States on July 1, 1920 (sec. 6, Victory Liberty Loan Act of Mar. 3, 1919) (actual)-----	253, 404, 864. 87		
2. Interest (par. (a), sec. 6, act approved Mar. 3, 1919, as amended by act approved Mar. 2, 1923):			
(1) One year's interest on bonds and notes purchased or redeemed prior to July 1, 1932 (actual)-----	165, 359, 820. 05		
(2) Interest on bonds and notes purchased or redeemed during fiscal year 1933 (actual)-----	6, 810, 280. 12		
Total debits-----	425, 575, 012. 75	Total credits-----	425, 575, 012. 75

FISCAL YEAR 1934

A. Balance at beginning of year July 1, 1933---	\$5, 384. 31	C. Expenditures on account of principal (estimated): Net cash expenditures-----	\$488, 121, 500. 00
B. Available:		D. Balance at end of year June 30, 1934-----	
1. 2½ percent of aggregate amount of Liberty bonds and Victory notes outstanding on July 1, 1920, less par amount of obligations of foreign governments purchased under the several Liberty Loan Acts and held by the United States on July 1, 1920 (sec. 6, Victory Liberty Loan Act of Mar. 3, 1919) (actual)-----	253, 404, 864. 87		
2. Interest (par. (a), sec. 6, act approved Mar. 3, 1919, as amended by act approved Mar. 2, 1923):			
(1) One year's interest on bonds and notes purchased or redeemed prior to July 1, 1933 (actual)-----	179, 403, 265. 73		
(2) Interest on bonds and notes purchased or redeemed during fiscal year 1934 (estimated)-----	115, 858. 38		
3. Addition to cumulative sinking fund:			
Emergency Relief and Construction Act of 1932 (estimated)-----	5, 192, 126. 71		
National Industrial Recovery Act of June 16, 1933 (estimated)-----	50, 000, 000. 00		
Total debits-----	488, 121, 500. 00	Total credits-----	488, 121, 500. 00

No. 16.—*Cumulative sinking fund statements reported by the Secretary of the Treasury*—Continued

FISCAL YEAR 1935

Debits	Amount	Credits	Amount
A. Balance at beginning of year July 1, 1934-----		C. Expenditures on account of principal (estimated): Net cash expenditures-----	\$525, 738, 850. 00
B. Sinking fund appropriations:		D. Balance at end of year June 30, 1935-----	
1. 2½ percent of aggregate amount of Liberty bonds and Victory notes outstanding on July 1, 1920, less par amount of obligations of foreign governments purchased under the several Liberty Loan Acts and held by the United States on July 1, 1920 (sec. 6, Victory Liberty Loan Act of Mar. 3, 1919) (actual)-----	\$253, 404, 864. 87		
2. Interest (par. (a), sec. 6, act approved Mar. 3, 1919, as amended by act approved Mar. 2, 1923):			
One year's interest on bonds and notes purchased or redeemed prior to July 1, 1934 (estimated)---	199, 278, 385. 13		
3. Addition to cumulative sinking fund:			
Emergency Relief and Construction Act of 1932 (estimated)-----	8, 055, 600. 00		
National Industrial Recovery Act of June 16, 1933 (estimated)-----	65, 000, 000. 00		
Total debits-----	525, 738, 850. 00	Total credits-----	525, 738, 850. 00

BUDGET STATEMENT No. 17

*Estimated public-debt issues, redemptions, and purchases, fiscal years 1935 and 1934, compared with actual figures for 1933*¹

[On basis of daily Treasury statements]

	Fiscal year 1935	Fiscal year 1934	Fiscal year 1933
EXPENDITURES			
Certificates of indebtedness and Treasury bills.....	\$3,000,000,000	\$3,062,800,000	¹ \$3,340,496,850.00
Notes and bonds.....	1,000,000,000	2,000,000,000	697,758,850.00
Treasury certificates, adjusted service series.....		92,000,000	² 105,000,000.00
Treasury (war) savings securities.....	190,000	200,000	209,971.25
Retirements of national-bank notes and Federal Reserve bank notes.....	70,000,000	90,000,000	44,382,726.00
Postal-savings bonds.....	1,800,000	2,300,000	1,914,560.00
Other debt items.....	100,000	100,000	103,750.31
Total, public-debt expenditures.....	4,072,090,000	5,247,400,000	4,189,866,707.56
Deduct:			
Debt expenditures chargeable against ordinary receipts (as above):			
Sinking fund.....	\$525,738,800	\$488,121,500	\$425,660,300.00
Redemptions from cash repayments of principal by foreign governments.....			33,886,650.00
Retirements from Federal Reserve bank and Federal intermediate credit bank franchise-tax receipts.....			2,036,750.00
Received for estate taxes, gifts, forfeitures, etc.....	25,000	50,000	21,100.00
	525,763,800	488,171,500	461,604,800.00
	3,546,326,200	4,759,228,500	3,728,261,907.56
RECEIPTS			
Treasury savings securities.....			2,381.08
Deposits to retire Federal Reserve bank notes and national-bank notes.....	50,000,000	80,000,000	93,884,122.50
New issue of securities.....	4,006,612,292	11,308,697,168	7,147,650,320.00
Total, public-debt receipts.....	4,056,612,292	11,388,697,168	7,241,536,823.58
Excess of public-debt receipts over retirements (exclusive of retirements chargeable against ordinary receipts) due to deficit in receipts, including trust funds, and changes in general-fund balance.....	510,286,092	6,629,468,668	3,513,274,916.02

¹ The expenditures on account of Treasury certificates of indebtedness and Treasury bills and the receipts on account of new issues of securities, as shown in this statement, do not include Treasury certificates and Treasury bills which were issued and retired within the same fiscal year.

² Exclusive of \$137,900,000 face amount of securities redeemed and reinvested within the same fiscal year.

BUDGET STATEMENT No. 18

Securities owned by the United States Government, June 30, 1933

	June 30, 1933	June 30, 1932	Increase
Bonds of foreign governments, funded debts.....	\$11, 064, 038, 496. 50	\$11, 094, 105, 696. 50	¹ \$30, 067, 200. 00
Obligations of foreign governments, cash advances less repayments of principal (acts Apr. 24 and Sept. 24, 1917) ²	249, 703, 791. 10	249, 703, 791. 10	-----
Foreign obligations, sale of surplus war supplies.....	21, 300, 283. 57	21, 301, 012. 78	¹ 729. 21
Foreign obligations, American Relief Administration.....	18, 921, 966. 41	18, 921, 966. 41	-----
Foreign obligations, U.S. Grain Corporation.....	6, 804, 743. 59	6, 804, 743. 59	-----
German bonds.....	386, 479, 500. 00	386, 479, 500. 00	-----
Capital stock, U.S. Emergency Fleet Corporation, net.....	29, 889, 692. 69	22, 935, 353. 74	6, 954, 338. 95
Capital stock, U.S. Housing Corporation, net.....	26, 344, 822. 35	26, 478, 998. 68	¹ 134, 176. 33
Capital stock, U.S. Spruce Production Corporation.....	99, 993. 00	99, 993. 00	-----
Equipment trust 6 percent gold notes, act Mar. 21, 1918, M. & St. L. R. R. Co.....	100, 800. 00	100, 800. 00	-----
Reconstruction Finance Corporation capital stock.....	500, 000, 000. 00	500, 000, 000. 00	-----
Interim 3½ percent notes, various dates, net.....	1, 557, 959, 236. 28	267, 735, 208. 55	1, 290, 224, 027. 73
Obligations of carriers, sec. 207, act Feb. 28, 1920.....	5, 219, 500. 00	5, 219, 300. 00	200. 00
Obligations of carriers, sec. 210, act Feb. 28, 1920.....	33, 161, 957. 61	33, 605, 590. 94	¹ 443, 633. 33
Capital stock, Panama Railroad Co.....	7, 000, 000. 00	7, 000, 000. 00	-----
Capital stock, Inland Waterways Corporation.....	12, 000, 000. 00	12, 000, 000. 00	-----
Capital stock, Federal land banks.....	114, 274. 25	175, 939. 25	¹ 61, 665. 00
Capital stock, Federal land banks, act Jan. 23, 1932.....	124, 757, 455. 00	125, 000, 000. 00	¹ 242, 545. 00
Capital stock, Federal intermediate credit banks.....	60, 000, 000. 00	32, 000, 000. 00	28, 000, 000. 00
Notes evidencing advances from revolving fund, Agricultural Marketing Act, Federal Farm Board.....	465, 452, 216. 77	487, 307, 249. 59	¹ 21, 855, 032. 82
Capital stock, Federal Home Loan Banks, act July 22, 1932.....	42, 970, 000. 00	-----	42, 970, 000. 00
Capital stock, Home Owners' Loan Corporation, act June 13, 1933.....	1, 000, 000. 00	-----	1, 000, 000. 00
Securities, sale of surplus war supplies, War Department.....	828, 000. 00	828, 000. 00	-----
Securities, sale of surplus war supplies, Navy Department.....	4, 924, 381. 40	4, 938, 253. 60	¹ 13, 872. 20
Securities, sale of ships, etc., Shipping Board.....	157, 453, 786. 16	138, 850, 571. 87	18, 603, 214. 29
Total.....	14, 776, 524, 896. 68	13, 441, 591, 969. 60	1, 334, 932, 927. 08
MEMORANDUM			
Capital stock, War Finance Corporation.....	10, 000. 00	10, 000. 00	-----
Offset by cash deposited in Treasury to credit of corporation.....	145, 453. 40	136, 772. 55	8, 680. 85
Amount due United States, Pacific Railroad aid bonds.....	3, 330, 033. 17	3, 351, 539. 35	¹ 21, 506. 18

¹ Decrease.² Accrued and unpaid interest not included.

NOTE.—This statement is made up on the basis of the face value of the securities therein described as received by the United States, with due allowance for repayments. To the extent that the securities are not held in the custody of the Treasury, the statement is made up from reports received from other Government departments and establishments.

BUDGET STATEMENT No. 19

Statement comparing for the fiscal years 1935, 1934, and 1933, by rates of pay, the numbers and salaries of permanent civilian positions in the departmental and field services, the total number and total salaries of all temporary civilian employees and total net salary payments

GROUP I (CIVIL)

LEGISLATIVE ESTABLISHMENT

Salary rate		Estimated		Actual, 1933		Salary rate		Estimated		Actual, 1933	
		1935	1934					1935	1934		
Classification rates	Other rates	Number	Amount	Number	Amount	Classification rates	Other rates	Number	Amount	Number	Amount
PERMANENT						PERMANENT—continued					
Less than \$600		215	\$101,408	215	\$101,470	\$3,100		9	\$27,900	9	\$27,900
\$600		7	4,200	7	4,200	\$3,101 to \$3,199		20	63,240	20	63,240
	\$661 to \$719	43	26,918	42	26,292	\$3,200		80	256,000	79	252,800
\$780		7	5,460	7	5,460	\$3,201 to \$3,299		1	3,250	1	3,250
	\$781 to \$839	18	14,391	18	14,391	\$3,300		5	16,500	5	16,500
	\$841 to \$1,019	86	62,829	86	62,829	\$3,301 to \$3,399		30	99,180	30	99,180
\$1,020		7	7,140	7	7,140	\$3,400		11	37,400	11	37,400
\$1,080		133	143,640	131	141,480	\$3,401 to \$3,499		1	3,480	1	3,480
	\$1,081 to \$1,139	33	37,185	33	37,185	\$3,500		10	35,000	10	35,000
\$1,140		34	38,760	34	38,760	\$3,501 to \$3,599		4	14,160	4	14,160
\$1,200		186	223,200	182	218,400	\$3,600		32	115,200	32	115,200
	\$1,201 to \$1,259	211	264,630	211	264,630	\$3,601 to \$3,699		8	28,920	8	28,920
\$1,260		92	115,920	84	108,840	\$3,700		4	14,800	4	14,800
\$1,320		75	99,000	73	96,360	\$3,701 to \$3,799		1	3,780	1	3,780
	\$1,321 to \$1,379	742	1,021,761	742	1,021,761	\$3,800		11	41,200	11	41,200
\$1,380		52	71,760	52	71,760	\$3,801 to \$3,899		1	3,840	1	3,840
\$1,440		171	246,240	171	246,240	\$3,901 to \$3,999		104	405,900	104	405,900
	\$1,441 to \$1,499	8	11,619	8	11,619	\$4,000		3	12,000	3	12,000
\$1,500		86	129,000	84	126,000	\$4,200		6	25,200	6	25,200
	\$1,501 to \$1,559	648	967,953	648	967,953	\$4,201 to \$4,399		4	17,040	4	17,040
\$1,560		58	90,480	58	90,480	\$4,400		5	22,000	5	22,000
	\$1,561 to \$1,619	100	124,940	75	89,940	\$4,401 to \$4,599		2	9,000	2	9,000
\$1,620		124	200,880	119	192,780	\$4,600		10	46,000	10	46,000
	\$1,621 to \$1,679	143	232,834	143	232,834	\$4,601 to \$4,799		2	9,320	2	9,320
\$1,680		71	119,280	65	109,935	\$4,800		5	24,000	5	24,000
	\$1,681 to \$1,739	99	172,260	99	172,260	\$4,801 to \$4,999		3	14,520	3	14,520
\$1,740		58	100,920	58	100,920	\$5,000		8	40,000	8	40,000
	\$1,741 to \$1,799	152	266,425	152	266,425	\$5,001 to \$5,199		7	35,100	7	35,100
\$1,800		106	180,800	105	189,000	\$5,200		3	15,600	3	15,600
	\$1,801 to \$1,859	94	169,740	94	169,740	\$5,400		3	16,200	3	16,200
\$1,860		90	167,400	90	167,400	\$5,401 to \$5,599		3	16,300	3	16,300
	\$1,861 to \$1,919	63	118,872	63	118,872	\$5,600		3	16,800	3	16,800
\$1,920		33	63,360	33	63,360	\$6,000		8	48,000	8	48,000
\$1,980		31	61,380	31	61,380	\$6,500		1	6,500	1	6,500
\$2,000		38	76,000	41	82,000	\$7,000		5	35,000	5	35,000
	\$2,001 to \$2,039	66	134,088	66	134,088	\$7,500		9	67,500	9	67,500
\$2,040		11	22,440	11	22,440	\$8,000		7	56,400	7	56,400
\$2,100		31	65,100	31	65,100	\$9,000		1	9,000	1	9,000
	\$2,101 to \$2,159	72	153,542	72	153,542	\$10,000		538	5,380,000	538	5,380,000
\$2,160		4	8,640	4	8,640	\$15,000		2	30,000	2	30,000
\$2,200		33	72,600	33	72,600	Total		8,564	21,826,446	8,511	21,748,102
	\$2,201 to \$2,299	108	262,080	108	262,080	TEMPORARY					
\$2,300		46	105,800	46	105,800	Total		10	15,543	110	189,195
	\$2,301 to \$2,399	5	9,340	5	9,340	Grand total		8,574	21,841,989	8,621	21,937,297
\$2,400		22	52,800	22	52,800	Less legislative reductions					
	\$2,401 to \$2,499	96	231,000	96	231,000	Less administrative furloughs					
\$2,500		13	32,500	13	32,500	Net salary payment					
	\$2,501 to \$2,599	1,094	2,737,744	1,094	2,737,744			20,383,444		19,254,169	
\$2,600		71	184,600	66	171,600						
	\$2,601 to \$2,699	501	1,317,272	501	1,317,272						
\$2,700		9	24,300	9	24,300						
	\$2,701 to \$2,799	976	2,633,195	976	2,633,195						
\$2,800		13	36,400	13	36,400						
	\$2,801 to \$2,899	254	710,888	254	710,888						
\$2,900		9	26,100	9	26,100						
\$3,000		24	72,000	24	72,000						
	\$3,001 to \$3,099	22	64,202	22	64,202						

JUDGES, UNITED STATES COURTS

Salary rate		Estimated		Actual, 1933		Salary rate		Estimated		Actual, 1933	
		1935	1934					1935	1934		
Number	Salaries	Number	Salaries	Number	Salaries	Number	Salaries	Number	Salaries	Number	Salaries
PERMANENT						PERMANENT—continued					
\$7,250		8	\$58,000	8	\$58,000	Less legislative reductions					
\$7,500		1	7,500	1	7,500	Net salary payments					
\$10,000		164	1,640,000	164	1,640,000			\$31,250		\$46,875	
\$10,500		1	10,500	1	10,500						
\$12,500		51	637,500	51	637,500						
\$20,000		8	160,000	8	160,000			2,502,750		2,487,125	
\$20,500		1	20,500	1	20,500						
Total		234	2,534,000	234	2,534,000						

No. 19.—Statement comparing for the fiscal years 1935, 1934, and 1933, by rates of pay, the numbers and salaries of permanent civilian positions in the departmental and field services, the total number and total salaries of all temporary civilian employees and total net salary payments—Continued

GROUP I (CIVIL)—Continued

EXECUTIVE OFFICE, INDEPENDENT ESTABLISHMENTS, EXECUTIVE DEPARTMENTS, AND PANAMA CANAL, EXCLUDING POSTAL FIELD SERVICE

Salary rate		Departmental service						Field service					
		Estimated		Actual		Actual		Estimated		Actual		Actual	
		1935	1934	1935	1934	1933	1933	1935	1934	1935	1934	1933	1933
Classification rates	Other rates	Number	Amount	Number	Amount	Number	Amount	Number	Amount	Number	Amount	Number	Amount
PERMANENT													
	Less than \$600	325	\$126,907	361	\$149,709	477	\$195,091	10,138	\$3,416,629	10,088	\$3,363,260	11,365	\$3,883,492
\$600		123	72,175	178	96,540	175	93,002	2,155	931,863	2,678	1,113,818	4,068	1,861,089
	\$601 to \$659	74	46,159	77	47,884	94	58,227	456	287,240	462	290,114	445	280,448
\$660		4	2,640	4	2,376	3	1,980	204	133,667	200	131,113	415	274,544
	\$661 to \$719	11	7,420	3	2,032	4	1,992	897	608,669	902	613,471	844	581,503
\$720		13	9,600	12	8,640	11	7,654	1,121	804,981	1,152	827,734	1,325	953,700
	\$721 to \$779	79	58,943	79	58,943	12	8,877	1,220	919,001	3,188	2,424,549	2,822	2,146,404
\$780		4	2,780	4	2,780	4	2,771	512	394,697	514	395,323	495	382,663
	\$781 to \$839	24	19,095	8	6,167	14	10,711	452	367,852	444	361,515	434	355,647
\$840		2	1,680	9	7,896			860	719,445	887	741,976	987	828,952
	\$841 to \$1,019	57	54,049	168	138,538	43	37,875	3,198	3,018,237	3,122	2,940,004	3,379	3,117,061
\$1,020		39	39,780	40	40,460	50	51,382	3,313	3,374,232	3,319	3,371,270	963	981,518
	\$1,021 to \$1,079	14	14,880	2	2,100	72	74,379	901	952,315	1,059	1,109,112	1,092	1,141,990
\$1,080		1,730	1,809,390	1,817	1,943,595	1,734	1,869,120	5,244	5,708,685	5,210	5,669,021	5,763	6,219,467
	\$1,081 to \$1,139	59	65,472	10	11,082	1	1,092	1,466	1,642,177	1,631	1,813,869	1,615	1,798,462
\$1,140		263	299,736	274	308,508	290	329,826	871	988,781	2,295	2,609,886	2,144	2,443,646
	\$1,141 to \$1,199	1	1,180	59	68,286	7	8,299	2,552	2,969,362	2,389	2,764,961	2,395	2,790,111
\$1,200		1,218	1,461,752	1,534	1,835,818	1,219	1,461,472	4,193	5,024,704	6,496	7,770,600	6,366	7,641,500
	\$1,201 to \$1,259	65	73,271	70	80,301	74	82,764	1,474	1,665,493	1,406	1,592,869	1,351	1,533,242
\$1,260		2,012	2,533,781	2,102	2,599,025	1,947	2,455,465	6,845	8,616,650	8,915	11,199,986	9,272	11,674,824
	\$1,261 to \$1,319	13	16,528	4	5,140	3	3,800	2,542	3,286,384	2,637	3,399,360	1,842	2,373,072
\$1,320		757	996,944	841	1,072,349	698	920,347	3,437	4,524,812	4,741	6,235,989	4,669	6,159,914
	\$1,321 to \$1,379	93	127,126	118	160,868	107	146,232	2,835	3,804,546	2,219	2,966,676	2,292	3,075,689
\$1,380		1,194	1,636,585	1,356	1,763,239	1,057	1,457,187	1,637	2,250,649	1,960	2,693,003	1,875	2,587,524
	\$1,381 to \$1,439	2	2,792	2	2,792	1	392	4,816	6,480,188	3,777	5,332,816	3,510	4,941,005
\$1,440		3,748	5,395,567	3,978	5,711,797	3,717	5,337,318	5,831	8,357,396	6,428	9,184,623	6,429	9,407,388
	\$1,441 to \$1,499	92	136,172	100	147,994	36	52,537	1,431	2,111,582	1,489	2,339,542	1,803	2,655,068
\$1,500		2,545	3,814,936	2,731	4,063,459	2,692	4,034,878	4,562	6,625,768	4,636	6,725,026	4,810	7,210,034
	\$1,501 to \$1,559	91	142,470	2	2,024	78	115,881	2,109	3,241,156	1,936	2,959,336	1,933	2,947,591
\$1,560		1,343	2,093,318	1,436	2,206,729	1,315	2,053,511	2,408	3,727,618	2,745	4,262,283	2,924	4,565,285
	\$1,561 to \$1,619	14	22,480	15	18,640	2	2,400	3,654	5,750,450	2,508	3,949,143	2,713	4,279,382
\$1,620		3,253	5,258,592	3,463	5,595,505	3,336	5,396,977	5,321	8,578,058	5,625	9,072,367	5,951	9,625,537
	\$1,621 to \$1,679	27	45,470	106	173,845	29	49,397	1,804	2,803,099	1,589	2,550,934	1,637	2,629,800
\$1,680		2,043	3,427,456	2,012	3,360,692	2,096	3,512,184	4,502	7,539,650	4,652	7,792,964	4,955	8,313,779
	\$1,681 to \$1,739	9	14,244	8	12,516		3,400	1,347	2,302,966	1,845	2,297,905	1,064	1,818,866
\$1,740		1,282	2,228,204	1,401	2,435,262	1,428	2,479,208	2,353	4,079,487	2,464	4,271,198	2,674	4,575,889
	\$1,741 to \$1,799	1,277	2,234,840	1,335	2,336,365	1,357	2,373,407	2,004	3,560,475	1,704	3,022,599	1,261	2,236,672
\$1,800		3,050	5,493,420	3,202	5,730,251	3,154	5,670,607	7,906	14,182,473	8,502	15,231,645	8,789	15,791,431
	\$1,801 to \$1,859	13	24,675	13	24,675	12	22,840	1,653	3,040,528	1,357	2,496,845	1,678	3,075,668
\$1,860		1,707	3,170,862	1,753	3,251,719	1,891	3,514,914	4,120	7,641,845	4,312	7,996,865	4,492	8,350,234
	\$1,861 to \$1,919	73	136,950	75	140,700	81	151,975	2,141	4,039,182	1,964	3,712,518	1,607	3,032,081
\$1,920		1,047	2,048,477	1,137	2,178,541	1,153	2,211,140	2,281	4,350,103	2,298	4,353,479	2,544	4,877,782
	\$1,921 to \$1,979	2	3,940	2	3,940	2	3,547	3,049	5,822,122	2,424	4,707,732	2,778	5,410,080
\$1,980		1,058	2,082,474	1,092	2,161,849	1,166	2,298,505	1,721	3,363,303	1,757	3,465,188	1,846	3,651,574
	\$1,981 to \$1,999							45	89,764	24	47,840	29	56,848
\$2,000		1,546	3,100,357	1,548	3,070,546	1,553	3,105,681	5,138	10,257,091	4,881	9,740,520	5,209	10,417,410
	\$2,001 to \$2,039							514	1,039,104	471	951,794	367	741,114
\$2,040		449	915,819	466	947,804	498	1,013,916	756	1,526,255	781	1,577,717	839	1,710,163
	\$2,041 to \$2,099	52	108,054	6	12,650	6	12,650	2,545	5,271,373	1,876	3,887,969	1,787	3,763,893
\$2,100		993	2,080,492	1,033	2,161,014	1,057	2,221,330	4,644	9,723,418	4,829	10,116,654	5,083	10,667,206
	\$2,101 to \$2,159	24	51,163	34	72,663	27	57,825	1,155	2,462,885	1,170	2,491,776	1,165	2,477,570
\$2,160		257	554,948	266	573,990	267	573,342	736	1,583,061	740	1,590,892	762	1,645,572
	\$2,161 to \$2,199	1	2,180	47	101,586	7	15,278	1,274	2,778,033	1,038	2,256,785	1,218	2,646,912
\$2,200		636	1,377,629	677	1,486,415	720	1,581,049	2,277	4,991,751	2,367	5,191,867	2,582	5,564,919
	\$2,201 to \$2,299	33	74,150	40	88,238	31	68,998	6,351	14,036,027	5,284	11,615,964	4,988	11,085,896
\$2,300		1,017	2,338,836	1,037	2,378,827	1,049	2,412,625	4,336	9,958,738	4,618	10,604,827	5,432	12,491,800
	\$2,301 to \$2,399	5	11,665	18	42,540	19	44,950	3,786	8,828,176	2,753	6,421,517	2,583	6,024,871
\$2,400		808	1,924,567	822	1,849,154	624	1,489,995	2,266	5,397,233	2,209	5,248,366	2,294	5,502,852
	\$2,401 to \$2,499	4	9,660	1	1,640			1,812	4,449,102	1,446	3,542,757	1,283	3,149,764
\$2,500		450	1,121,820	461	1,141,897	471	1,170,406	2,303	5,744,231	2,420	6,035,452	2,528	6,304,949
	\$2,501 to \$2,599	10	25,300	12	30,350	11	28,642	555	1,410,344	561	1,415,426	668	1,696,267
\$2,600		1,343	3,496,246	1,479	3,815,271	1,449	3,766,796	3,511	9,094,209	3,786	9,810,839	3,807	9,895,436
	\$2,601 to \$2,699	27	55,385	23	60,647	19	50,315	725	1,907,915	708	1,863,593	735	1,937,121
\$2,700		604	1,627,238	669	1,803,168	688	1,853,735	1,755	4,713,477	2,024	5,432,516	2,140	5,771,586
	\$2,701 to \$2,799	184	507,686	168	462,662	174	479,202	1,029	2,839,926	1,190	3,268,857	1,025	2,813,187
\$2,800		386	1,079,169	420	1,171,687	424	1,179,048	1,654	4,613,085	1,711	4,774,628	1,867	5,223,470
	\$2,801 to \$2,899	75	215,474	25	71,570	70	199,088	517	1,466,074	446	1,257,480	376	1,067,715
\$2,900		570	1,647,764	587	1,697,298	591	1,706,481	1,873	5,425,344	1,945	5,631,652	2,059	5,970,996
	\$2,901 to \$2,999	3	8,800	75	222,472	32	92,492	411	1,223,810	402	1,198,899	403	1,201,787
\$3,000		1,330	3,989,760	1,313	3,019,541	298	884,289	1,859	5,569,095	1,869	5,544,697	1,891	5,669,646
	\$3,001 to \$3,099	2	6,100	2	6,100	1	3,050	1,121	3,709,890	399	1,208,640	118	357,873
\$3,100		122	380,804	135	417,412	138	427,507	623	1,925,535	645	2,004,362	675	2,095,604
	\$3,101 to \$3,199	9	28,200	10	31,375	11	32,311	355	1,112,096	214	666,958	211	659,027
\$3,200		919	2,941,524	993	3,173,295	986	3,145,139	2,127	6,789,549	2,457	7,849,305	2,458	7,982,760
	\$3,201 to \$3,299	14	46,430	14	44,352	14	45,450	450	1,463,421	450	1,430,870	445	1,445,667
\$3,300		348	1,147,217										

No. 19.—Statement comparing for the fiscal years 1935, 1934, and 1933, by rates of pay, the numbers and salaries of permanent civilian positions in the departmental and field services, the total number and total salaries of all temporary civilian employees and total net salary payments—Continued

GROUP I (CIVIL)—Continued

EXECUTIVE OFFICE, INDEPENDENT ESTABLISHMENTS, EXECUTIVE DEPARTMENTS, AND PANAMA CANAL, EXCLUDING POSTAL FIELD SERVICE—Continued

Salary rate		Departmental service						Field service					
		Estimated				Actual		Estimated				Actual	
		1935		1934		1933		1935		1934		1933	
		Number	Amount	Number	Amount	Number	Amount	Number	Amount	Number	Amount	Number	Amount
Classification rates	Other rates												
PERMANENT—continued													
\$3,700.....		94	\$347,758	91	\$337,045	93	\$343,990	341	\$1,260,970	361	\$1,335,217	387	\$1,429,803
	\$3,701 to \$3,799..	3	11,250	3	11,250	2	7,500	150	564,252	142	535,405	138	517,358
\$3,800.....		623	2,373,778	663	2,510,472	691	2,607,842	1,648	6,253,523	1,773	6,734,284	1,838	6,983,235
	\$3,801 to \$3,899..	3	11,500	3	11,500	4	15,350	48	190,617	48	190,844	74	291,156
\$3,900.....		30	116,100	85	329,105	26	101,515	53	206,700	53	200,200	50	188,229
	\$3,901 to \$3,999..	4	15,740	7	27,530	6	22,421	41	162,731	40	158,371	41	161,986
\$4,000.....		290	1,159,916	300	1,095,418	208	829,668	940	3,758,386	968	3,864,437	1,001	4,007,705
	\$4,001 to \$4,099..	6	24,330	6	24,330	5	18,255	151	607,853	150	586,894	132	533,693
\$4,100.....		17	69,700	8	32,800	6	24,600	56	230,830	69	278,850	62	248,799
	\$4,101 to \$4,199..	5	20,750	5	20,750	5	20,750	29	120,201	28	116,467	31	125,602
\$4,200.....		200	839,868	195	737,492	128	533,763	429	1,800,640	454	1,892,810	535	2,245,962
	\$4,201 to \$4,399..	10	42,735	12	51,185	1	1,746	105	456,696	103	429,144	90	392,716
\$4,400.....		53	233,156	56	219,848	35	156,111	322	1,417,732	332	1,458,080	366	1,613,764
	\$4,401 to \$4,599..	44	198,000	47	168,000	5	21,600	121	544,566	122	546,816	127	568,453
\$4,600.....		776	3,565,281	847	3,883,640	786	3,586,567	1,307	6,007,024	1,355	6,224,291	1,368	6,294,086
	\$4,601 to \$4,799..	3	14,150	15	70,550	3	11,800	65	304,011	65	304,011	52	243,369
\$4,800.....		522	2,510,224	519	2,471,756	538	2,626,067	605	2,905,650	637	3,060,962	713	3,417,587
	\$4,801 to \$4,999..	1	4,900	1	4,900	1	4,900	29	143,850	29	143,850	6	29,350
\$5,000.....		332	1,664,780	358	1,693,088	288	1,435,552	480	2,396,270	486	2,400,180	521	2,603,843
	\$5,001 to \$5,199..	1	5,100	1	3,400			16	80,878	16	80,878	16	80,878
\$5,200.....		123	639,424	129	630,512	100	521,064	163	845,005	167	864,072	181	941,593
	\$5,201 to \$5,399..							26	137,164	26	137,689	26	137,689
\$5,400.....		65	351,000	67	355,580	54	291,590	173	935,080	172	924,280	185	1,001,266
	\$5,401 to \$5,599..	7	38,500	10	45,820	3	16,500	27	148,008	27	131,877	23	128,208
\$5,600.....		506	2,839,434	535	3,005,157	496	2,755,078	359	2,007,400	361	2,015,800	372	2,071,273
	\$5,601 to \$5,799..	2	11,460	1	5,700	1	5,700	13	74,350	13	74,350	13	74,350
\$5,800.....		162	910,600	189	1,096,684	171	980,636	109	628,090	111	642,590	127	735,832
	\$5,801 to \$5,999..	11	64,720	11	64,720			23	127,920	22	127,920	24	142,151
\$6,000.....		193	1,123,800	199	1,154,100	146	869,192	227	1,353,296	227	1,317,696	222	1,299,439
\$6,200.....		56	347,200	59	366,317	64	388,481	28	164,340	32	189,760	34	206,562
	\$6,201 to \$6,399..	1	6,350	1	6,350			3	18,800	3	18,800	3	18,800
\$6,400.....		49	313,600	50	317,864	49	312,547	22	142,080	21	135,040	22	142,720
	\$6,401 to \$6,499..	2	13,000										
\$6,500.....		186	1,199,367	203	1,314,479	176	1,109,497	153	994,500	153	994,500	140	906,750
	\$6,501 to \$6,999..	6	40,500	7	47,300	3	13,761	5	33,700	5	33,700	2	13,500
\$7,000.....		77	538,780	78	534,976	62	431,853	112	778,400	114	794,300	146	1,021,348
	\$7,001 to \$7,499..	12	85,845	13	92,995	2	12,170	31	219,350	31	219,350	2	14,500
\$7,500.....		66	494,289	77	572,444	61	445,817	60	443,250	58	423,403	64	475,876
	\$7,501 to \$7,999..	4	41,045	4	31,285	1	7,800						
\$8,000.....		102	814,692	103	824,096	59	461,022	53	415,426	53	417,026	53	421,826
	\$8,001 to \$8,499..	3	25,000	5	41,364	1	6,545	1	8,400	1	8,400		
\$8,500.....		24	204,000	21	175,950	19	153,903	15	127,500	12	102,000	7	59,500
	\$8,501 to \$8,999..							4	35,000	4	35,000	4	35,000
\$9,000.....		39	350,780	42	377,832	64	559,973	42	369,900	42	370,800	44	393,300
	\$9,001 to \$9,999..	11	106,200	11	106,300	1	6,122					1	13,200
\$10,000.....		81	805,055	89	879,719	66	637,957	46	460,000	48	474,500	42	415,297
		6	66,000	6	66,000	6	62,638						
\$12,000.....		17	204,000	17	204,000	17	198,567	3	36,000	3	36,000	5	60,000
	\$12,001 to \$14,999..	2	25,000	2	25,000			1	14,400	1	14,400	1	14,400
\$15,000.....		10	150,000	10	150,000	10	150,000						
Over \$15,000.....			75,000			1	4,000	15	261,000	15	261,000	13	220,500
Total, permanent.....		49,519	108,822,808	52,645	113,051,703	49,203	105,378,099	193,629	355,962,435	200,173	361,726,534	204,133	369,560,778
TEMPORARY													
Total.....		3,553	5,173,137	5,100	6,469,150	2,332	1,142,208	202,228	47,819,353	250,132	61,631,539	134,047	39,527,420
Grand total.....		53,072	113,995,945	57,745	119,520,853	51,535	106,520,307	395,857	403,781,788	450,305	423,358,073	338,180	409,088,198
Less legislative reductions.....			10,314,507		15,527,243		10,655,422		37,717,306		55,258,139		38,165,490
Less administrative furloughs.....			635,949		3,699,156		1,730,795		1,199,328		9,250,966		2,013,714
Net salary payment.....			103,045,489		100,294,454		94,134,090		364,865,154		358,848,968		368,908,994

No. 19.—Statement comparing for the fiscal years 1935, 1934, and 1933, by rates of pay, the numbers and salaries of permanent civilian positions in the departmental and field services, the total number and total salaries of all temporary civilian employees and total net salary payments—Continued

GROUP I (CIVIL)—Continued

POST OFFICE DEPARTMENT—FIELD SERVICE

Salary rate	Estimated				Actual		Salary rate	Estimated				Actual	
	1935		1934		1933			1935		1934		1933	
	Num- ber	Amount	Num- ber	Amount	Num- ber	Amount		Num- ber	Amount	Num- ber	Amount	Num- ber	Amount
PERMANENT							PERMANENT—continued						
\$600 or less	21,601	\$5,450,350	21,601	\$5,490,530	21,356	\$5,125,860	\$3,801-\$3,900	111	\$432,900	109	\$425,100	117	\$456,300
\$601-\$650	1,442	901,250	1,442	901,250	1,412	868,380	\$3,901-\$4,000	208	832,000	203	812,000	216	864,000
\$651-\$700	1,343	906,575	1,343	906,575	1,316	875,210	\$4,001-\$4,100	33	135,300	33	135,300	40	164,000
\$701-\$750	1,162	842,500	1,162	842,500	1,138	813,740	\$4,101-\$4,200	43	180,600	42	176,400	52	218,400
\$751-\$800	1,118	866,750	1,120	868,350	999	764,725	\$4,201-\$4,300	13	55,900	14	60,200	13	55,900
\$801-\$850	1,106	912,450	1,106	912,450	985	802,775	\$4,301-\$4,400	58	261,000	58	261,000	62	279,000
\$851-\$900	963	842,725	995	871,525	979	848,235	\$4,401-\$4,500	6	27,600	6	27,600	7	32,200
\$901-\$950	957	885,925	1,025	950,525	1,011	928,600	\$4,501-\$4,600	6	28,200	6	28,200	6	28,200
\$951-\$1,000	838	817,050	838	817,050	821	792,265	\$4,601-\$4,700	11	52,800	10	48,000	11	52,800
\$1,001-\$1,050	687	704,600	807	830,600	806	823,305	\$4,701-\$4,800	2	9,800	2	9,800	2	9,800
\$1,051-\$1,100	3,717	4,029,100	3,830	4,153,400	3,518	3,788,075	\$4,801-\$4,900	15	75,000	15	75,000	23	115,000
\$1,101-\$1,150	108	124,200	104	119,600	106	121,900	\$4,901-\$5,000					1	5,400
\$1,151-\$1,200	515	618,000	502	602,400	525	630,000	\$5,400	44	264,000	43	258,000	50	300,000
\$1,201-\$1,250	143	178,150	179	223,750	188	235,000	\$6,000	18	126,000	18	126,000	22	154,000
\$1,251-\$1,300	1,007	1,309,100	1,114	1,448,200	1,200	1,560,000	\$7,000	13	104,000	13	104,000	14	112,000
\$1,301-\$1,350	798	1,077,300	781	1,054,350	809	1,092,150	\$8,000	7	63,000	7	63,000	7	63,000
\$1,351-\$1,400	813	1,138,200	785	1,099,000	849	1,188,600	\$9,000	2	20,000	2	20,000	4	40,000
\$1,401-\$1,450	223	323,350	527	764,150	591	856,950	\$10,000	1	11,000	1	11,000		
\$1,451-\$1,500	1,208	1,812,000	1,188	1,782,000	1,284	1,926,000	\$11,000	1	12,000	1	12,000	2	24,000
\$1,551-\$1,600	5,816	9,305,600	5,846	9,353,600	6,292	10,067,200	\$12,000						
\$1,601-\$1,650	622	1,026,300	1,193	1,968,450	1,320	2,178,000	Total	229,786	440,717,725	231,881	440,483,505	244,080	467,018,220
\$1,651-\$1,700	1,089	1,851,300	1,079	1,834,300	1,160	1,972,000	TEMPORARY						
\$1,701-\$1,750	418	731,500	1,510	2,642,500	1,725	3,018,750	Substitute and auxiliary clerks, carriers, and laborers; special-delivery messengers; clerks at third-class offices; unclassified cleaners; overtime and night service, etc.	200,000	55,633,804	200,000	50,115,592	202,414	49,887,318
\$1,751-\$1,800	2,094	3,769,200	2,856	5,140,800	3,142	5,655,600	Grand total		496,351,529		490,599,097		516,905,538
\$1,801-\$1,850	1,281	2,369,850	2,148	3,973,800	2,443	4,519,550	Less legislative reductions in compensation, including legislative furloughs		49,480,153		75,149,634		51,565,204
\$1,851-\$1,900	6,912	13,132,800	7,874	14,960,600	8,836	16,788,400	Net salary payments, operating force, public buildings	9,975	12,150,000	6,024	7,297,428		
\$1,901-\$1,950	4,197	8,184,150	5,210	10,159,500	5,850	11,407,500	Less legislative reductions in compensation		1,215,000		1,094,614		
\$1,951-\$2,000	8,789	17,578,000	9,208	18,416,000	9,865	19,730,000	Net salary payments, operating force		10,935,000		6,202,814		
\$2,001-\$2,050	3,014	6,178,700	3,337	6,840,850	3,614	7,408,700	Net salary payments, grand total		457,806,376		421,652,277		465,340,334
\$2,051-\$2,100	95,161	199,838,100	95,127	199,766,700	101,176	212,469,600							
\$2,101-\$2,150	1,358	2,919,700	1,444	3,104,600	1,527	3,283,050							
\$2,151-\$2,200	3,639	8,005,800	3,590	7,898,000	3,712	8,166,400							
\$2,201-\$2,250	1,784	4,014,000	1,707	3,840,750	1,686	3,793,500							
\$2,251-\$2,300	10,951	25,187,300	10,881	25,026,300	11,554	26,574,200							
\$2,301-\$2,350	1,741	4,091,350	1,326	3,116,100	1,291	3,033,850							
\$2,351-\$2,400	4,503	10,807,200	3,816	9,158,400	3,921	9,410,400							
\$2,401-\$2,450	12,229	29,961,050	12,024	29,458,800	12,945	31,715,250							
\$2,451-\$2,500	3,668	9,170,000	3,352	8,380,000	3,433	8,582,500							
\$2,501-\$2,550	1,076	2,743,800	884	2,254,200	830	2,116,500							
\$2,551-\$2,600	7,753	20,157,800	7,645	19,877,000	8,130	21,138,000							
\$2,601-\$2,650	1,047	2,774,550	720	1,908,000	666	1,764,900							
\$2,651-\$2,700	2,388	6,447,600	1,976	5,335,200	2,110	5,697,000							
\$2,701-\$2,750	779	2,142,250	270	742,500	252	693,000							
\$2,751-\$2,800	1,804	5,051,200	1,479	4,141,200	1,505	4,214,000							
\$2,801-\$2,850	669	1,906,650	357	1,017,450	334	951,900							
\$2,851-\$2,900	874	2,534,600	655	1,899,500	691	2,003,900							
\$2,901-\$3,000	927	2,781,000	805	2,415,000	787	2,361,000							
\$3,001-\$3,100	719	2,228,900	554	1,717,400	563	1,745,300							
\$3,101-\$3,200	457	1,462,400	386	1,235,200	444	1,420,800							
\$3,201-\$3,300	531	1,752,300	471	1,554,300	487	1,607,100							
\$3,301-\$3,400	181	615,400	156	530,400	184	625,600							
\$3,401-\$3,500	302	1,057,000	303	1,060,500	338	1,183,000							
\$3,501-\$3,600	138	496,800	135	486,000	155	558,000							
\$3,601-\$3,700	163	603,100	162	599,400	180	666,000							
\$3,701-\$3,800	371	1,409,800	363	1,379,400	390	1,482,000							

No. 19.—Statement comparing for the fiscal years 1935, 1934, and 1933, by rates of pay, the numbers and salaries of permanent civilian positions in the departmental and field services, the total number and total salaries of all temporary civilian employees and total net salary payments—Continued

GROUP I (CIVIL)—Continued

DISTRICT OF COLUMBIA

Salary rate	Estimated				Actual, 1933		Salary rate	Estimated				Actual, 1933	
	1935		1934					1935		1934			
	Number	Amount	Number	Amount	Number	Amount		Number	Amount	Number	Amount	Number	Amount
PERMANENT							PERMANENT—continued						
\$96.....	2	\$192	2	\$192	2	\$192	\$2,850.....	1	\$2,850	1	\$2,850	1	\$2,850
\$192.....	4	768	4	768	4	768	\$2,900.....	45	130,500	47	136,300	47	136,300
\$360.....	25	9,000	25	9,000	18	6,480	\$3,000.....	80	241,600	80	241,600	81	244,192
\$420.....	1	420	1	420	1	420	\$3,040.....	6	18,240	6	18,240	6	18,240
\$459.....	1	459	1	459	1	459	\$3,050.....	39	118,960	39	118,960	40	122,000
\$469.....	16	7,504	16	7,504	16	7,504	\$3,080.....	1	3,080	1	3,080	1	3,080
\$471.....					7	3,297	\$3,100.....	26	80,600	21	65,100	27	83,700
\$480.....	164	78,720	140	67,200	98	47,040	\$3,200.....	189	604,800	190	607,964	191	609,866
\$500.....	1	500	1	500	1	500	\$3,300.....	16	52,800	16	52,800	15	50,600
\$600.....	49	29,700	49	29,700	50	30,262	\$3,400.....	15	51,000	15	51,000	18	60,200
\$612.....	7	4,284	7	4,284	7	4,284	\$3,500.....	34	119,000	34	119,000	31	108,354
\$630.....	15	9,450	15	9,450	16	10,080	\$3,600.....	19	68,400	19	68,400	19	68,400
\$650.....	1	650	1	650	1	650	\$3,700.....	25	92,800	226	96,500	26	96,500
\$660.....	40	26,400	40	26,400	52	34,320	\$3,800.....	18	67,571	17	63,713	16	59,808
\$720.....	2	1,440	2	1,440	3	2,160	\$3,900.....	1	3,900	1	3,900	1	3,900
\$750.....	1	750	1	750	1	750	\$4,000.....	14	56,000	14	56,000	14	56,000
\$900.....	5	4,500	5	4,500	5	4,500	\$4,100.....	7	28,700	7	28,700	7	28,700
\$960.....					1	589	\$4,200.....	3	12,600	3	12,600	3	12,600
\$1,020.....	23	23,858	23	23,858	29	29,162	\$4,300.....	3	12,900	3	12,900	3	12,900
\$1,080.....	380	410,400	376	406,080	388	419,652	\$4,400.....	2	8,800	2	8,800	2	8,800
\$1,140.....	77	87,780	78	88,920	78	89,158	\$4,500.....	27	121,500	27	121,500	27	121,188
\$1,200.....	233	279,300	229	275,500	233	280,535	\$4,600.....	19	87,400	19	87,400	19	87,400
\$1,260.....	274	345,114	279	351,022	290	365,614	\$4,700.....	3	14,100	3	14,100	4	18,800
\$1,320.....	295	389,520	220	390,589	225	397,385	\$4,800.....	19	91,200	20	94,000	19	92,000
\$1,380.....	130	179,400	129	178,020	139	191,590	\$5,000.....	13	65,000	13	64,583	12	60,000
\$1,400.....	146	205,140	144	202,320	142	199,480	\$5,200.....	3	15,600	3	15,600	3	15,600
\$1,440.....	287	413,400	272	394,777	289	416,706	\$5,400.....	1	5,400	1	5,400	1	5,400
\$1,500.....	294	441,600	290	434,350	298	447,338	\$5,600.....	12	67,200	12	66,080	12	67,200
\$1,560.....	147	230,100	147	230,100	151	235,542	\$5,800.....	2	11,600	2	11,600	2	11,600
\$1,600.....	126	201,600	136	217,800	132	211,360	\$6,000.....	7	42,000	7	42,000	7	42,000
\$1,620.....	307	497,260	302	488,970	286	464,198	\$6,200.....	1	6,200	1	6,200	1	6,200
\$1,680.....	197	330,960	198	332,640	220	369,974	\$6,400.....	1	6,400	1	6,400	1	6,400
\$1,700.....	91	154,700	88	149,600	88	149,600	\$6,500.....	3	19,500	3	19,500	3	19,500
\$1,720.....	1	1,720	1	1,720			\$7,000.....	4	28,000	4	28,000	4	28,000
\$1,740.....	115	200,220	115	200,220	116	202,395	\$7,500.....	9	67,500	9	66,537	10	72,562
\$1,800.....	386	694,800	375	676,050	370	666,165	\$8,000.....	15	120,000	15	120,000	13	104,000
\$1,860.....	123	228,800	121	225,060	119	222,801	\$9,000.....	2	18,000	2	18,000	4	36,000
\$1,900.....	362	687,800	353	671,014	370	703,521	\$10,000.....	9	90,000	9	90,000	9	90,000
\$1,920.....	133	255,360	133	255,360	138	266,706	\$10,500.....	1	10,500	1	10,500	1	10,500
\$1,980.....	55	108,900	55	108,900	55	109,725	\$12,500.....	5	62,500	5	62,500	5	62,500
\$2,000.....	447	894,000	428	856,666	423	846,999	Total.....	9,718	19,772,330	9,502	19,551,043	9,610	19,767,160
\$2,040.....	22	44,880	21	42,840	21	42,870	TEMPORARY						
\$2,100.....	262	550,700	252	551,050	262	551,050	Total.....	4,018	3,803,744	4,013	3,753,920	5,379	4,230,472
\$2,160.....	5	10,800	5	10,800	5	10,800	Grand total.....		23,576,074		23,304,963		23,997,632
\$2,200.....	1,113	2,448,600	1,112	2,446,583	1,119	2,462,516	Less legislative reductions.....		2,348,635		3,482,427		2,384,105
\$2,300.....	672	1,545,600	656	1,509,174	669	1,538,202	Net salary pay- ments.....		21,227,439		19,822,536		21,613,527
\$2,400.....	1,109	2,661,800	1,080	2,591,400	1,075	2,580,200							
\$2,460.....	9	22,140	9	22,140	9	22,140							
\$2,500.....	100	250,000	101	252,500	106	265,825							
\$2,600.....	253	657,800	251	653,222	254	660,478							
\$2,700.....	86	232,200	88	237,600	88	237,825							
\$2,750.....	60	165,000	60	165,000	60	165,000							
\$2,800.....	312	873,600	313	876,634	320	896,000							
\$2,840.....	52	148,040	53	150,940	53	150,553							

NOTE.—This statement does not include those items in the District of Columbia chapter of the Budget under the Department of Justice.

No. 19.—Statement comparing for the fiscal years 1935, 1934, and 1933, by rates of pay established by the act of June 10, 1922, as amended, the average number and total pay of military personnel

GROUP II (MILITARY)

Salary rate	ARMY						NAVY					
	Estimated				Actual		Estimated				Actual	
	1935		1934		1933		1935		1934		1933	
	Number	Amount	Number	Amount	Number	Amount	Number	Amount	Number	Amount	Number	Amount
\$108	1,212	\$130,896	1,212	\$130,896	1,213	\$131,004						
\$120	1,228	147,360	1,228	147,360	5	600						
\$125					1,215	151,875						
\$132	112	14,784	112	14,784	115	15,180						
\$138	367	50,646	367	50,646								
\$143					367	52,481						
\$151	1,018	153,718	1,018	153,718								
\$158					1,053	166,374						
\$163	148	24,124	148	24,124								
\$167					148	24,716						
\$169	368	62,192	368	62,192								
\$176	119	20,944	119	20,944	368	64,768						
\$179					119	21,301						
\$192	26	4,992	26	4,992								
\$193	148	28,564	148	28,564								
\$197					26	5,122						
\$200					148	29,600						
\$205	120	24,600	120	24,600								
\$212					120	25,440						
\$217	10	2,170	10	2,170								
\$221					10	2,210						
\$222	4	888	4	888	5	1,110						
\$223	27	6,021	27	6,021								
\$229	9	2,061	9	2,061	27	6,183						
\$233					9	2,097						
\$247	11	2,717	11	2,717								
\$252	37,476	9,443,952	37,290	9,397,080	37,589	9,472,428	4,185	\$1,054,620	3,599	\$906,948	2,633	\$663,516
\$253					11	2,783						
\$259	631	163,429	631	163,429								
\$260	10	2,600	10	2,600								
\$265					10	2,650						
\$269			4,328	1,164,232	4,363	1,173,647						
\$270	4,351	1,174,770										
\$271					646	175,066						
\$277							285	78,945	285	78,945	220	60,940
\$290							18	5,220	18	5,220	18	5,220
\$302							8	2,416	8	2,416	6	1,812
\$306	7,126	2,180,556	7,088	2,168,928	5,145	1,574,370						
\$342	2,342	800,964	2,329	706,518	2,348	803,016						
\$360	14,062	5,062,320	13,998	5,039,280	13,517	4,866,120						
\$367	612	224,604	612	224,604								
\$389					613	238,457						
\$390	3,320	1,294,800	3,302	1,287,780	3,189	1,243,710						
\$426	7,125	3,035,250	7,097	3,023,322	6,844	2,915,544						
\$430	97	41,710	97	41,710								
\$432							14,048	6,068,736	14,610	6,311,520	16,390	7,080,480
\$450	2,205	992,250	2,193	986,850	2,211	994,950						
\$457					96	43,872						
\$462	2,342	1,082,004	2,329	1,075,998	2,240	1,039,038						
\$475							1,017	483,075	1,057	502,075	993	471,675
\$497							146	72,562	152	75,544	173	85,981
\$504	2,850	1,436,400	2,835	1,428,840	2,725	1,373,400						
\$510	889	453,390	884	450,840	891	454,410						
\$511	112	57,232	112	57,232								
\$518							115	59,570	120	62,160	114	59,052
\$540							4	2,160	4	2,160	5	2,700
\$547					110	60,170						
\$549	8,510	4,671,990	8,475	4,652,775	8,135	4,466,115						
\$570	2,863	1,631,910	2,847	1,622,790	2,978	1,697,460						
\$621	31	19,251	31	19,251								
\$630	1,218	767,340	1,211	762,930	1,184	745,920						
\$648	575	372,600	572	370,656	579	375,192	7,037	4,559,976	6,469	4,191,912	8,210	5,320,080
\$665					30	19,950						
\$690	658	454,020	654	451,260	632	436,080						
\$713							8,401	5,989,913	7,722	5,505,786	6,556	4,674,428
\$720							2,615	1,882,800	2,448	1,762,560	3,428	2,468,160
\$732			10,340	7,568,880	10,470	7,664,040						
\$733	10,385	7,612,205										
\$745							1,238	922,310	1,138	847,810	1,066	794,170
\$750	329	246,750	327	245,250	316	237,000						
\$778							1,082	841,796	994	773,332	897	697,866
\$780							1,465	1,142,700	1,626	1,268,280	1,727	1,347,060
\$792							7,067	5,597,064	6,618	5,241,456	6,103	4,833,576
\$810							45	36,450	41	33,210	39	31,590
\$828							1,950	1,614,600	1,827	1,512,756	1,612	1,334,736
\$840	79	66,360	67	56,280	99	83,160			23	19,320	94	78,960
\$864	42	36,288	42	36,288	32	27,648						
\$900	222	199,800	220	198,000	270	243,000	1,338	1,156,032	1,268	1,095,552	1,514	1,308,096
\$950	626	594,700	622	590,900	479	455,050	72	64,800	68	61,200	60	54,000
\$961	300	288,300	298	286,378	229	220,069	5,503	5,227,850	5,318	5,052,100	5,755	5,467,250
\$968			338	327,184	259	250,712						
\$969	340	329,460										
\$976	175	170,800	174	169,824	133	129,808						
\$994							4,133	4,108,202	3,994	3,970,036	3,875	3,851,750
\$1,004			4,196	4,212,784	5,216	5,236,864						
\$1,005	4,208	4,229,040										
\$1,008	25	25,200	24	24,192	21	21,168						
\$1,037							33	33,264	32	32,256	75	75,600
\$1,060	128	135,680	128	135,680	128	135,680	2,335	2,421,395	2,257	2,340,509	1,943	2,014,891

No. 19.—Statement comparing for the fiscal years 1935, 1934, and 1933, by rates of pay established by the act of June 10, 1922, as amended, the average number and total pay of military personnel—Continued

GROUP II (MILITARY)—Continued

Salary rate	ARMY						NAVY					
	Estimated				Actual		Estimated				Actual	
	1935		1934		1933		1935		1934		1933	
	Number	Amount	Number	Amount	Number	Amount	Number	Amount	Number	Amount	Number	Amount
\$1,080.							156	\$168,480	228	\$246,240	203	\$219,240
\$1,109.							1,089	1,207,701	1,051	1,165,559	1,381	1,531,529
\$1,144.	40	\$45,760	39	\$44,616	34	\$38,896						
\$1,154.			19	21,926	16	18,464						
\$1,155.	20	23,100										
\$1,159.							4,166	4,828,394	4,021	4,660,339	4,697	5,443,823
\$1,162.			174	202,188	146	169,652						
\$1,163.	175	208,525										
\$1,170.	365	427,050	363	424,710	307	359,190						
\$1,200.	7	8,400	7	8,400	7	8,400						
\$1,210.							6,195	7,495,950	5,980	7,235,800	5,394	6,526,740
\$1,221.	2,600	3,174,600	2,586	3,157,506	2,180	2,661,780						
\$1,260.							686	864,360	662	834,120	578	728,280
\$1,307.							4	5,228	4	5,228	6	7,842
\$1,366.							101	137,966	103	140,698	184	251,344
\$1,380.							57	78,660	44	60,720	42	57,960
\$1,426.	73	100,740	73	100,740	73	100,740	630	898,380	645	919,770	587	837,062
\$1,485.							90	133,650	92	136,620	78	115,830
\$1,500.	940	1,410,000	775	1,162,500	621	931,500	744	1,116,000	952	1,428,000	1,065	1,597,50e
\$1,560.	260	405,600	272	424,320	239	372,840	221	344,760	264	411,840	265	413,40e
\$1,575.	680	1,071,000	673	1,059,975	693	1,091,475						
\$1,663.							3	4,989	3	4,989	9	14,967
\$1,727.					8	13,816						
\$1,739.	8	13,912					217	377,363	214	372,146	372	646,908
\$1,751.			8	14,008								
\$1,800.	12	21,600	12	21,600	11	19,800						
\$1,814.							3,460	6,276,440	3,409	6,183,926	3,624	6,573,936
\$1,860.					8	14,880						
\$1,871.	8	14,968										
\$1,883.			8	15,064								
\$1,886.	988	1,863,368	982	1,852,052	1,004	1,893,544						
\$1,890.							2,050	3,874,500	2,020	3,817,800	2,026	3,829,140
\$2,000.	130	260,000	118	236,000	98	196,000	35	70,000	121	242,000	211	422,000
\$2,016.							39	78,624	44	88,704	56	112,896
\$2,100.	376	789,600	370	777,000	372	781,200	686	1,440,600	851	1,787,100	912	1,915,200
\$2,112.					8	16,896						
\$2,123.	8	16,984										
\$2,135.			8	17,080								
\$2,160.	55	118,800	55	118,800	55	118,800						
\$2,196.					902	1,980,792						
\$2,200.	832	1,830,400	825	1,815,000	831	1,828,200	1,061	2,334,200	1,083	2,382,600	864	1,900,800
\$2,206.	791	1,744,946										
\$2,219.			843	1,870,617								
\$2,268.							824	1,868,832	816	1,850,688	895	2,029,860
\$2,300.	240	552,000	240	552,000	240	552,000	308	708,400	138	317,400	2	4,600
\$2,520.	101	254,520	101	254,520	109	274,680					5	12,600
\$2,531.	8	20,248										
\$2,543.			8	20,344								
\$2,640.	62	163,680	61	161,040	69	182,160	33	87,120	64	168,960	187	492,680
\$2,651.	8	21,208										
\$2,683.			8	21,464								
\$2,760.	234	645,840	234	645,840	234	645,840	792	2,185,920	814	2,246,640	755	2,083,800
\$2,808.	1	2,808	1	2,808	1	2,808						
\$2,880.	3,029	8,723,520	3,023	8,706,240	3,045	8,769,600	723	2,082,240	769	2,214,720	752	2,165,760
\$3,000.	1,030	3,090,000	1,037	3,111,000	1,047	3,141,000	431	1,293,000	246	738,000	138	414,000
\$3,060.	4	12,240	4	12,240	4	12,240						
\$3,120.	29	90,480	29	90,480	29	90,480	41	127,920	50	156,000	67	209,040
\$3,156.	3	9,468	3	9,468	2	6,312						
\$3,240.	13	42,120	13	42,120	13	42,120	53	171,720	57	184,680	52	168,480
\$3,360.	10	33,600	10	33,600	10	33,600	58	194,880	63	211,680	69	231,840
\$3,450.	1	3,450	1	3,450	1	3,450						
\$3,480.												
\$3,600.	509	1,832,400	524	1,886,400	524	1,886,400	72	250,560	883	288,840	91	316,680
\$3,750.	714	2,677,500	730	2,737,500	731	2,741,250	160	576,000	186	669,600	379	1,364,400
\$3,900.	637	2,484,300	652	2,542,800	643	2,507,700	1,108	4,155,000	892	3,345,000	656	2,460,000
\$4,050.	410	1,660,500	432	1,749,600	432	1,749,600	190	741,000	144	561,600	244	951,600
\$4,060.	1	4,060	1	4,060	1	4,060	236	955,800	305	1,235,250	322	1,304,100
\$4,200.	91	382,200	92	386,400	87	365,400						
\$4,350.	78	339,300	80	348,000	81	352,350	98	411,600	88	369,600	85	357,000
\$4,375.							71	308,850	47	204,450	45	195,750
\$4,500.	92	414,000	106	477,000	108	486,000						
\$4,550.	20	91,000	20	91,000	20	91,000	58	261,000	43	193,500	31	139,500
\$4,725.	228	1,077,300	245	1,157,625	238	1,124,550	2	9,100	3	13,650	3	13,650
\$4,800.	10	48,000	10	48,000	10	48,000	134	633,150	109	515,025	105	496,125
\$4,900.	314	1,538,600	332	1,626,800	326	1,597,400						
\$5,000.	1	5,000	1	5,000	1	5,000	331	1,621,900	311	1,523,900	323	1,582,700
\$5,075.	288	1,461,600	304	1,542,800	307	1,558,025						
\$5,200.	2	10,400	2	10,400	2	10,400	311	1,578,325	328	1,664,600	400	2,030,000
\$5,250.	35	183,750	36	189,000	36	189,000						
\$5,600.	8	44,800	8	44,800	8	44,800	123	645,750	93	488,250	70	367,500
\$5,750.	302	1,736,500	344	1,978,500	345	1,983,750						
\$5,800.	32	185,600	37	214,600	35	203,000	239	1,374,250	161	925,750	56	322,000
\$6,000.	491	2,946,000	504	3,024,000	511	3,066,000	4	23,200	2	11,600	36	308,800
\$8,000.	36	288,000	36	288,000	36	288,000	459	2,754,000	462	2,772,000	432	2,592,000
							47	376,000	47	376,000	47	376,000
Total	138,631	96,594,947	138,107	96,989,723	135,594	96,253,448	92,736	100,558,218	89,809	97,031,020	92,308	98,925,826
Less legislative reductions.		9,659,494		14,561,958		6,246,173		10,055,821		16,130,176		5,638,699
Net salary payments.		86,935,453		82,427,765		90,007,275		90,502,397		80,900,844		93,287,127

No. 19.—Statement comparing for the fiscal years 1935, 1934, and 1933, by rates of pay established by the act of June 10, 1922, as amended, the average number and total pay of military personnel—Continued

GROUP II (MILITARY)—Continued

Salary rate	MARINE CORPS						COAST GUARD					
	Estimated				Actual		Estimated				Actual	
	1935		1934		1933		1935		1934		1933	
	Number	Amount	Number	Amount	Number	Amount	Number	Amount	Number	Amount	Number	Amount
\$252	4, 873	\$1, 227, 996	6, 317	\$1, 591, 884	6, 331	\$1, 595, 412	188	\$47, 376	250	\$63, 000	264	\$66, 528
\$265	3, 478	921, 670	1, 600	424, 000	1, 733	459, 245						
\$277	469	129, 913	325	90, 025	347	96, 119						
\$290	123	35, 670	84	24, 360	92	26, 680						
\$302	21	6, 342	30	9, 060	33	9, 966						
\$315	12	3, 780	25	7, 875	27	8, 505						
\$360	696	250, 560	1, 249	449, 640	1, 127	405, 720						
\$378	1, 575	595, 350	950	359, 100	1, 005	379, 890						
\$396	418	165, 528	331	131, 076	347	137, 412						
\$414	143	59, 202	109	45, 126	113	46, 782						
\$432	48	20, 736	41	17, 712	44	19, 008	680	293, 760	909	392, 688	696	300, 672
\$450	11	4, 950	20	9, 000	23	10, 350	89	42, 275	102	48, 450	104	49, 400
\$475							10	4, 960	7	3, 472	7	3, 472
\$496	188	94, 752	432	217, 728	332	167, 328			1	518	1	518
\$504												
\$518												
\$529	931	492, 499	820	433, 780	850	449, 650						
\$554	567	314, 118	370	204, 980	381	211, 074						
\$580	258	149, 640	175	101, 500	175	101, 500						
\$605	72	43, 560	55	33, 275	57	34, 485						
\$630	25	15, 750	22	13, 860	25	15, 750						
\$648	20	12, 960	216	139, 968	216	139, 968	668	432, 864	698	452, 304	687	445, 176
\$680	189	128, 520	201	136, 680	201	136, 680	637	454, 181	718	511, 934	709	505, 517
\$713	312	222, 456	362	258, 106	362	258, 106	128	92, 160	887	638, 640	1, 279	920, 880
\$720							19	14, 155	117	87, 165	117	87, 165
\$745	330	245, 850	177	131, 865	177	131, 865	3	2, 331	17	13, 209	17	13, 209
\$777												
\$778	150	116, 700	55	42, 790	62	48, 236	1, 046	828, 432	1, 022	809, 424	1, 131	895, 752
\$792							879	711, 111	1	809	1	809
\$809												
\$810	71	57, 510	21	17, 010	63	51, 030	260	216, 320	335	278, 720	362	301, 184
\$832							309	266, 976	181	156, 384	301	260, 064
\$864	1	864	6	5, 184	9	7, 776	81	70, 551	79	68, 809	81	70, 551
\$871												
\$907	20	18, 140	24	21, 768	23	20, 861	16	14, 560	2	1, 820	4	3, 640
\$910							378	359, 100	653	620, 350	674	640, 300
\$950	46	43, 700	36	34, 200	26	24, 700	266	264, 138	257	255, 201	269	267, 117
\$993												
\$994	40	39, 760	33	32, 802	27	26, 838	464	467, 712	54	54, 432	278	280, 224
\$1,008												
\$1,020			3	3, 060			43	44, 505	66	68, 310	92	95, 220
\$1,035												
\$1,037	13	13, 481	18	18, 666	25	25, 925						
\$1,058	11	11, 638	56	59, 248	56	59, 248						
\$1,071	4	4, 284	6	6, 426	7	7, 497						
\$1,079							26	28, 054	102	110, 058	103	111, 137
\$1,080	19	20, 520	20	21, 600	27	29, 160	572	633, 776	800	886, 400	892	988, 336
\$1,108												
\$1,109	75	83, 175	118	130, 862	118	130, 862	648	750, 384	840	972, 720	853	987, 774
\$1,122	3	3, 366	1	1, 122	3	3, 366						
\$1,158												
\$1,159	185	214, 415	190	220, 210	190	220, 210	269	324, 952	264	318, 912	271	327, 368
\$1,173	2	2, 346										
\$1,208							104	130, 832	210	264, 180	233	293, 114
\$1,210	145	175, 450	102	123, 420	112	135, 520						
\$1,258												
\$1,260	102	128, 520	51	64, 260	81	102, 000						
\$1,275	1	1, 275										
\$1,320	9	11, 880	7	9, 240	9	11, 880						
\$1,380	5	6, 900	1	1, 380	2	2, 760						
\$1,440			3	4, 320	2	2, 880						
\$1,500	71	106, 500	152	228, 000	133	199, 500	168	252, 000	138	207, 000	131	196, 500
\$1,512							46	69, 552	6	9, 072	36	54, 432
\$1,575	94	148, 050	56	88, 200	56	88, 200	1	1, 575	1	1, 575	1	1, 575
\$1,588	1	1, 588										
\$1,650	2	3, 300	3	4, 950	2	3, 300						
\$1,663	21	34, 923	59	98, 117	59	98, 117	186	309, 318	183	304, 329	398	661, 874
\$1,725	5	8, 625	8	13, 800	6	10, 350						
\$1,739	85	147, 815	119	206, 941	119	206, 941	414	719, 946	548	952, 972	595	1, 034, 705
\$1,800	1	1, 800	3	5, 400	5	9, 000						
\$1,814	110	199, 540	85	154, 190	92	166, 888	265	480, 710	312	565, 968	346	627, 644
\$1,836									2	3, 672	2	3, 672
\$1,875	17	31, 875	10	18, 750	11	20, 625						
\$1,890	82	154, 980	36	68, 040	55	103, 950	104	196, 560	179	338, 310	235	444, 150
\$1,954	1	1, 954	3	5, 862	2	3, 908						
\$2,016							132	266, 112	217	437, 472	293	590, 688
\$2,042	6	12, 252	14	28, 588	13	26, 546						
\$2,070	1	2, 070	1	2, 070	1	2, 070						
\$2,100	21	44, 100	43	90, 300	44	92, 400	72	151, 200	72	151, 200	60	126, 000
\$2,131	24	51, 144	24	51, 144	22	46, 882						
\$2,160	2	4, 320	2	4, 320								
\$2,200	116	255, 200	113	248, 600	113	248, 600	17	37, 400	17	37, 400	17	37, 400
\$2,220	63	139, 860	72	159, 840	71	157, 620						
\$2,250	7	15, 750	7	15, 750	9	20, 250						
\$2,288							466	1, 056, 888	429	972, 972	536	1, 215, 648
\$2,300	35	80, 500	38	87, 400	40	92, 000	1	2, 300	1	2, 300	1	2, 300
\$2,400							3	7, 200	3	7, 200	3	7, 200
\$2,520							5	12, 600	5	12, 600	5	12, 600
\$2,640							70	184, 800	70	184, 800	58	153, 120
\$2,760	84	231, 840	34	93, 840	34	93, 840	30	82, 800	30	82, 800	30	82, 800
\$2,880	45	129, 600	114	328, 320	114	328, 320	13	37, 440	13	37, 440	13	37, 440
\$3,000	115	345, 000	157	471, 000	158	474, 000						
\$3,120	9	28, 080	18	56, 160	18	56, 160						

No. 19.—Statement comparing for the fiscal years 1935, 1934, and 1933, by rates of pay established by the act of June 10, 1922, as amended, the average number and total pay of military personnel—Continued

GROUP II (MILITARY)—Continued

Salary rate	MARINE CORPS						COAST GUARD					
	Estimated				Actual		Estimated				Actual	
	1935		1934		1933		1935		1934		1933	
	Number	Amount	Number	Amount	Number	Amount	Number	Amount	Number	Amount	Number	Amount
\$3,240.....	10	\$32,400	6	\$19,440	9	\$29,160						
\$3,360.....	8	26,880	6	20,160	7	23,520						
\$3,480.....	2	6,960			1	3,480						
\$3,600.....	1	3,600	2	7,200	2	7,200	1	\$3,600	1	\$3,600	1	\$3,600
\$3,750.....	146	547,500	42	157,500	42	157,500	3	11,250	3	11,250	3	11,250
\$3,900.....	66	257,400	57	222,300	63	245,700	6	23,400	6	23,400	6	23,400
\$4,050.....	52	210,600	33	133,650	34	137,700	11	44,550	11	44,550	11	44,550
\$4,075.....							2	8,150	2	8,150	2	8,150
\$4,200.....	21	88,200	20	84,000	22	92,400						
\$4,350.....	24	104,400	21	91,350	21	91,350						
\$4,500.....	16	72,000	17	76,500	25	112,500						
\$4,550.....							1	4,550	1	4,550	1	4,550
\$4,725.....	6	28,350	29	137,025	29	137,025	9	42,525	9	42,525	9	42,525
\$4,900.....	43	210,700	23	112,700	23	112,700	30	147,000	30	147,000	30	147,000
\$5,075.....	37	187,775	39	197,925	40	203,000	23	116,725	23	116,725	23	116,725
\$5,250.....	4	21,000	1	5,250	1	5,250	5	26,250	5	26,250	5	26,250
\$5,750.....	14	80,500	4	23,000	4	23,000	1	5,750	1	5,750	1	5,750
\$5,800.....	1	5,800	5	29,000	5	29,000	5	29,000	5	29,000	5	29,000
\$6,000.....	42	252,000	35	210,000	37	222,000	29	174,000	29	174,000	29	174,000
\$8,000.....	3	24,000	2	16,000	3	24,000	1	8,000	1	8,000	1	8,000
Total.....	17,175	10,436,457	16,175	9,720,750	16,385	9,958,256	9,903	11,008,616	10,925	12,031,741	12,313	13,849,625
Less legislative reductions.....		1,043,645		1,458,113		609,916		1,100,862		1,804,761		713,841
Net salary payments.....		9,392,812		8,262,637		9,348,340		9,907,754		10,226,980		13,135,784

No. 19.—Statement comparing for the fiscal years 1935, 1934, and 1933, by rates of pay established by the act of June 10, 1922, as amended, the average number and total pay of military personnel—Continued

GROUP II (MILITARY)—Continued

Salary rate	PUBLIC HEALTH SERVICE						COAST AND GEODETIC SURVEY					
	Estimate				Actual		Estimate				Actual	
	1935		1934		1933		1935		1934		1933	
	Number	Amount	Number	Amount	Number	Amount	Number	Amount	Number	Amount	Number	Amount
\$1,500							40	\$60,000	40	\$60,000	40	\$60,000
\$1,575	1	\$1,575	1	\$1,575	1	\$1,575						
\$2,000	110	220,000	111	222,000	104	208,000						
\$2,100	2	4,200	1	2,100	3	6,300	30	63,000	30	63,000	30	63,000
\$2,200	2	4,400	2	4,400	2	4,400	20	44,000	20	44,000	20	44,000
\$2,240	2	4,480	2	4,480								
\$2,300	1	2,300	1	2,300								
\$2,400	11	26,400	8	19,200	7	16,800						
\$2,438					1	2,438						
\$2,520	38	95,760	38	95,760	38	70,560						
\$2,640	23	60,720	23	60,720	25	66,000	16	42,240	16	42,240	16	42,230
\$2,700	3	8,100	1	2,700								
\$2,760	8	22,080	8	22,080	8	22,080	4	11,040	4	11,040	4	11,040
\$2,793					1	2,793						
\$2,880	5	14,400	6	17,280	7	20,160	16	46,080	16	46,080	16	46,080
\$2,925	2	5,850	1	2,925	1	2,925						
\$3,000	2	6,000	3	9,000	2	6,000	7	21,000	7	21,000	7	21,000
\$3,037					2	6,074						
\$3,038	3	9,114	3	9,114								
\$3,120	1	3,120	1	3,120	1	3,120						
\$3,150	5	15,750	1	3,150								
\$3,300					1	3,300						
\$3,360	1	3,360	2	6,720	1	3,360						
\$3,375	1	3,375										
\$3,388					1	3,388						
\$3,417					1	3,417						
\$3,450	6	20,700	5	17,250	6	20,700						
\$3,480	1	3,480	1	3,480	1	3,480						
\$3,544	1	3,544										
\$3,600	32	115,200	33	118,800	37	133,200						
\$3,675	4	14,700	4	14,700	4	14,700						
\$3,682			2	7,364								
\$3,709			1	3,709								
\$3,750	40	150,000	40	150,000	37	138,750	2	7,500	2	7,500	2	7,500
\$3,900	24	93,600	24	93,600	24	93,600	10	39,000	10	39,000	10	39,000
\$3,938	5	19,690	4	15,752	4	15,752						
\$4,050	1	4,050	2	8,100	1	4,050	5	20,250	5	20,250	5	20,250
\$4,122			1	4,122								
\$4,200	1	4,200	1	4,200	1	4,200						
\$4,312	11	47,432	11	47,432	11	47,432						
\$4,350	1	4,350	1	4,350	2	8,700						
\$4,375	1	4,375	1	4,375	1	4,375						
\$4,500	14	63,000	6	27,000	3	13,500						
\$4,550	5	22,750	5	22,750	5	22,750						
\$4,725	7	33,075	7	33,075	9	42,525	1	4,725	1	4,725	1	4,725
\$4,900	9	44,100	9	44,100	9	44,100	11	53,900	11	53,900	11	53,900
\$4,950			1	4,950								
\$4,970			2	9,940								
\$5,000	1	5,000	1	5,000	2	10,000						
\$5,075					2	10,150	1	5,075	1	5,075	1	5,075
\$5,168			1	5,168								
\$5,175			2	10,350								
\$5,250					4	21,000	1	5,250	1	5,250	1	5,250
\$5,335			1	5,335								
\$5,400	1	5,400	3	16,200	1	5,400						
\$5,600	1	5,600	1	5,600	1	5,600						
\$5,800	4	23,200	4	23,200	7	40,600	4	23,200	4	23,200	4	23,200
\$5,850	1	5,850	2	11,700	1	5,850						
\$6,000	25	150,000	25	150,000	31	186,000	3	18,000	3	18,000	3	18,000
\$8,000	1	8,000	1	8,000	1	8,000						
Total	418	1,362,280	416	1,371,526	412	1,357,154	171	464,260	171	464,260	171	464,250
Less legislative reductions		131,140		198,528		145,270		67,156		69,639		50,373
Net salary payments		1,231,140		1,172,998		1,211,884		397,104		394,621		413,877

No. 19.—*Personnel of the Federal Government, fiscal years 1935, 1934, and 1933*

RECAPITULATION

GROUP I

NUMBER AND TOTAL SALARIES OF CIVILIAN EMPLOYEES

	1935				1934				1933			
	Permanent		Temporary		Permanent		Temporary		Permanent		Temporary	
	Num- ber	Amount	Num- ber ¹	Amount	Num- ber	Amount	Num- ber ¹	Amount	Num- ber	Amount	Num- ber ¹	Amount
Civilian officers and employees:												
Legislative Establishment.....	8,564	\$21,826,446	10	\$15,543	8,511	\$21,748,102	110	\$189,195	8,605	\$22,137,877		\$3,226
Judges, United States courts.....	234	2,534,000			234	2,534,000			231	2,501,500		
Executive Office, independent establishments, executive departments, and Panama Canal (exclusive of postal field service).....	243,148	464,785,243	205,781	52,992,490	252,818	474,778,237	255,232	68,100,689	253,336	474,938,877	136,379	40,669,628
Post Office Department, field service.....	239,761	452,867,725	200,000	55,633,804	237,905	447,780,933	200,000	50,115,592	244,080	467,018,220	202,414	49,887,318
District of Columbia.....	9,718	19,772,330	4,018	3,803,744	9,502	19,551,043	4,013	3,753,920	9,610	19,767,160	5,379	4,230,472
Total.....	501,425	961,785,744	409,809	112,445,581	508,970	966,392,315	459,355	122,159,396	515,862	986,363,634	344,172	94,790,644
Salaries and wages of temporary employees.....		112,445,581				122,159,396				94,790,644		
Total pay of civilian officers and employees.....		1,074,231,325				1,088,551,711				1,081,154,278		
Legislative and administrative reductions.....		104,400,673				166,192,182				109,352,272		
Net pay of civilian officers and employees.....		969,830,652				922,359,529				971,802,006		

¹ Number of temporary employees represents the number of different individuals employed; not the average number.

GROUP II

NUMBER AND TOTAL SALARIES OF COMMISSIONED OFFICERS AND ENLISTED MEN OF THE ARMY, NAVY, MARINE CORPS, COAST GUARD PUBLIC HEALTH SERVICE, AND COAST AND GEODETIC SURVEY

	Number	Amount	Number	Amount	Number	Amount
Officers and enlisted men of the—						
Army.....	138,631	\$96,594,947	138,107	\$96,989,723	135,594	\$96,253,448
Navy.....	92,736	100,558,218	89,809	97,031,020	92,308	98,925,826
Marine Corps.....	17,175	10,436,457	16,175	9,720,750	16,385	9,958,256
Coast Guard.....	9,903	11,008,616	10,925	12,031,741	12,313	13,849,625
Public Health Service.....	418	1,362,280	416	1,371,526	412	1,357,154
Coast and Geodetic Survey.....	171	464,260	171	464,260	171	464,250
Total pay of officers and enlisted men.....	259,034	220,424,778	255,603	217,609,020	257,183	220,808,559
Legislative reductions.....		22,058,118		34,223,175		13,404,272
Net pay of officers and enlisted men.....		198,366,660		183,385,845		207,404,287

	1935	1934	1933
Group I.....	\$969,830,652	\$922,359,529	\$871,802,006
Group II.....	198,366,660	183,385,845	207,404,287
Total.....	1,168,197,312	1,105,745,374	1,079,206,293

BUDGET STATEMENT No. 20

Statement of transfers of appropriations made during the fiscal year 1933, under authority of section 317 of the act of June 30, 1932 (47 Stat. 411)

Department or establishment	Amount transferred	Bureau and appropriation from which transferred	Bureau and appropriation to which transferred
Board of Mediation.....	\$5,865.00	Salaries and expenses, arbitration boards, 1933.....	Salaries and expenses, 1933.
Board of Tax Appeals.....	3,600.00	Printing and binding, 1933.....	Do.
Civil Service Commission.....	4,920.00	Traveling expenses, 1933.....	Salaries (District of Columbia), 1933.
Do.....	4,800.00	Printing and binding, 1933.....	Do.
Do.....	3,000.00	Contingent expenses, 1933.....	Salaries (field force), 1933.
Interstate Commerce Commission.....	24,000.00	Safety of employees, 1933.....	Locomotive inspection, 1933.
Do.....	51,000.00	Valuation of property of carriers, 1933.....	Regulating commerce, 1933.
Do.....	51,000.00	do.....	Do.
Do.....	21,000.00	Printing and binding, 1933.....	General administrative expenses, 1933.
Veterans' Administration.....	10,850,000.00	Military and naval compensation, 1933 and prior years.....	Military and naval insurance, 1933 and prior years.
Do.....	9,625,000.00	do.....	Army and Navy pensions, 1933.
Department of Agriculture.....	50,000.00	Forest Service, salaries and expenses: Emergency Construction, 1933.	Forest Service: Salaries and expenses, national forest administration, 1933.
Department of Commerce.....	24,200.00	Contingent expenses, 1933.....	Bureau of Foreign and Domestic Commerce: Export industries, 1933.
Do.....	3,600.00	do.....	Office of Secretary: Salaries, 1933.
Do.....	72,000.00	Printing and binding, 1933.....	Bureau of Foreign and Domestic Commerce:
Do.....	2,500.00	Aeronautics Branch:	District and cooperative office service, 1933.
Do.....	2,700.00	Aircraft in Commerce, 1933.....	Salaries, 1933.
Do.....	800.00	do.....	Promoting commerce in Latin America, 1933.
Do.....	4,800.00	Air navigation facilities, 1933.....	Compiling foreign trade statistics, 1933.
Do.....	3,000.00	do.....	Promoting commerce in Latin America, 1933.
Do.....	5,000.00	do.....	Do.
Do.....	18,000.00	do.....	Promoting commerce in Europe and other areas, 1933.
Do.....	800.00	do.....	Do.
Do.....	850.00	do.....	Export industries, 1933.
Do.....	7,500.00	do.....	Do.
Do.....	3,500.00	do.....	Promoting commerce in the Far East, 1933.
Do.....	2,400.00	do.....	Promoting commerce in Africa, 1933.
Do.....	12,150.00	do.....	District and cooperative office service, 1933.
Do.....	150,000.00	do.....	Transportation of families and effects of officers and employees, 1933.
Do.....	20,000.00	do.....	Aeronautics branch: Aircraft in commerce, 1933.
Do.....	38,700.00	do.....	Office of Secretary: Salaries, 1933.
Do.....	21,300.00	do.....	Steamboat Inspection Service:
Do.....	40,000.00	do.....	Salaries.
Do.....	900.00	do.....	Clerk hire.
Do.....	1,050.00	do.....	Bureau of Standards:
Do.....	3,030.00	do.....	Salaries, 1933.
Do.....	6,300.00	do.....	Improvement and care of grounds, 1933.
Do.....	2,620.00	do.....	Testing machines, 1933.
Do.....	2,520.00	do.....	Investigation of fire resisting properties, 1933.
Do.....	1,630.00	do.....	Investigation of public utility standards, 1933.
Do.....	2,240.00	do.....	Testing miscellaneous materials, 1933.
Do.....	3,830.00	do.....	Radio research, 1933.
Do.....	980.00	do.....	Color standardization, 1933.
Do.....	3,100.00	do.....	Investigation of clay products, 1933.
Do.....	1,820.00	do.....	Standardizing mechanical appliances, 1933.
Do.....	3,000.00	do.....	Investigation of optical glass, 1933.
Do.....	2,980.00	do.....	Investigation of textiles, etc., 1933.
Do.....	900.00	do.....	Sugar standardization, 1933.
Do.....	1,750.00	do.....	Gage standardization, 1933.
Do.....	1,200.00	do.....	Testing railroad and mine scales, 1933.
Do.....	15,000.00	do.....	High temperature investigations, 1933.
Do.....	10,000.00	do.....	Metallurgical research, 1933.
Do.....	1,200.00	do.....	Sound investigation, 1933.
Do.....	3,000.00	do.....	Industrial research, 1933.
Do.....	3,080.00	do.....	Standardization of equipment, 1933.
Do.....	2,850.00	do.....	Standard materials, 1933.
Do.....	750.00	do.....	Investigation of radioactive substances and X-rays, 1933.
Do.....	4,270.00	do.....	Utilization of waste products from the land, 1933.
Do.....	5,400.00	Bureau of Foreign and Domestic Commerce:	Investigation of automotive engines, 1933.
Do.....	13,000.00	Transportation of families and effects of officers and employees, 1933.	Investigation of dental materials, 1933.
Do.....	8,000.00	Allowance for quarters, foreign commerce service, 1933.....	Hydraulic laboratory research, 1933.
Do.....	600.00	do.....	Bureau of Foreign and Domestic Commerce:
Do.....	1,740.00	Bureau of Navigation:	Compiling foreign trade statistics, 1933.
Do.....	1,950.00	Enforcement of navigation laws, 1933.....	Domestic commerce, 1933.
Do.....	4,310.00	do.....	Compiling foreign trade statistics, 1933.
			Bureau of Navigation:
			Admeasurement of vessels, 1933.
			Salaries, 1933.
			Salaries, Shipping Service, 1933.
			Clerk hire, Shipping Service, 1933.

No. 20.—*Statement of transfers of appropriations made during the fiscal year 1933, under authority of section 317 of the act of June 30, 1932 (47 Stat. 411)—Continued*

Department or establishment	Amount transferred	Bureau and appropriation from which transferred	Bureau and appropriation to which transferred
Department of Commerce.....	\$2,258.00	Steamboat Inspection Service:	Steamboat Inspection Service:
Do.....	442.00	Salaries, Office of Supervising Inspector General, 1933.....	Salaries, 1933.
Do.....	4,500.00	do.....	Clerk hire, 1933.
Do.....	45,000.00	Bureau of Lighthouses:	Bureau of Lighthouses:
Do.....	5,400.00	Salaries, keepers of lighthouses, 1933.....	Salaries, 1933.
Do.....	5,000.00	do.....	Salaries, Lighthouse Service.
Do.....	11,372.00	do.....	Retired pay, Lighthouse Service.
Do.....	18,000.00	Coast and Geodetic Survey:	Coast and Geodetic Survey:
Do.....	32,000.00	Party expenses, 1933: Field expenses, Pacific coast.....	Pay and allowances, commissioned officers, 1933.
Do.....	1,800.00	do.....	Salaries, 1933.
Do.....	32,278.00	Party expenses, 1933: Federal, boundary and State surveys.	Bureau of Foreign and Domestic Commerce:
Do.....	6,000.00	Pay, etc., of officers and men, vessels, coast survey, 1933.....	Export industries, 1933.
Do.....	4,000.00	do.....	Domestic commerce, 1933.
Do.....	2,500.00	Bureau of Fisheries:	Compiling foreign trade statistics, 1933.
Do.....	6,000.00	Miscellaneous expenses: Propagation of food fishes, 1933.....	Coast and Geodetic Survey: Salaries, 1933.
Do.....	4,000.00	do.....	Bureau of Foreign and Domestic Commerce: Compiling foreign trade statistics, 1933.
Do.....	4,000.00	Miscellaneous expenses: Fishery industries, 1933.....	Bureau of Fisheries: Salaries, 1933.
Do.....	4,000.00	Protecting seal and salmon fisheries of Alaska, 1933.....	Do.
Do.....	9,900.00	do.....	Do.
Do.....	8,725.00	do.....	Miscellaneous expenses: Inquiry respecting food fishes, 1933.
Do.....	5,060.00	Bureau of Mines:	Miscellaneous expenses: Maintenance of vessels, 1933.
Do.....	350.00	Investigating mine accidents, 1933.....	Bureau of Mines:
Do.....	4,625.00	do.....	Economics of mineral industries, 1933.
Do.....	5,500.00	Operating mine rescue cars and stations, 1933.....	General expenses, 1933.
Do.....	1,380.00	Helium investigations, 1933.....	Mining investigations in Alaska, 1933.
Do.....	3,200.00	Mineral mining investigations, 1933.....	Economics of mineral industries, 1933.
Do.....		do.....	Do.
Do.....		do.....	Do.
Do.....		do.....	Oil and gas investigations, 1933.
Department of the Interior.....	15,000.00	Bureau of Indian Affairs:	Bureau of Indian Affairs:
Do.....	9,000.00	Improvements, Fort Hall irrigation project, Idaho, 1932 and 1933 (reimbursable).	Salaries, Bureau of Indian Affairs, 1933.
Do.....	6,000.00	do.....	Supervising mining operations on leased Indian lands, 1933.
Do.....	7,200.00	do.....	Support of Indians and administration of Indian property, 1933.
Do.....	7,000.00	Obtaining employment for Indians, 1933.....	Do.
Do.....	30,000.00	Wapato irrigation and drainage system (reimbursable 1931-33).	Irrigation, Indian reservations (reimbursable), 1933.
Do.....	4,300.00	Indian schools, support, 1933.....	Support of Indians and administration of Indian property, 1933.
Do.....	3,960.00	do.....	Do.
Do.....	640.00	Indian school transportation, 1933.....	Do.
Do.....	7,500.00	Indian school buildings, repair and improvement, 1933.....	Do.
Do.....	7,500.00	do.....	Salaries, Bureau of Indian Affairs, 1933.
Do.....	10,000.00	Indian school buildings, 1932 and 1933 (new construction).	Do.
Do.....	2,540.00	Indian school buildings, 1932 and 1933 (construction of physical improvements).	Pay of Indian police, 1933.
Do.....	4,560.00	do.....	Support of Indians and administration of Indian property, 1933.
Do.....	33,200.00	Indian boarding schools, 1931-33.....	Do.
Do.....	20,000.00	Indian boarding schools, 1932 and 1933.....	Do.
Do.....	5,000.00	Indian boarding schools, 1933.....	Education, Sioux Nation.
Do.....	5,700.00	Indian schools, Five Civilized Tribes, 1933.....	Support of Indians and administration of Indian property, 1933.
Do.....	7,500.00	Conservation of health among Indians, 1931-33 (Albuquerque, N.Mex., sanatorium and employees' quarters, construction and equipment).	Do.
Do.....	7,500.00	do.....	Salaries, Bureau of Indian Affairs, 1933.
Do.....	40,000.00	Conservation of health among Indians, 1931-33 (Pierre, S.Dak., sanatorium and employees' quarters, construction and equipment).	Do.
Do.....	5,000.00	Conservation of health among Indians, 1933.....	Education of natives of Alaska, 1932 and 1933.
Do.....	28,900.00	do.....	Asylum for insane Indians, Canton, S.Dak., 1933.
Do.....	2,000.00	Support of Indians and administration of Indian property, 1933.	Indian boarding schools, 1932 and 1933.
Do.....	15,000.00	Roads, Indian reservations, 1932 and 1933.....	Field representatives, Indian Service, 1933.
Do.....	2,000.00	do.....	Salaries, Bureau of Indian Affairs, 1933.
Do.....	21,500.00	do.....	Pay of judges, Indian courts, 1933.
Do.....	2,400.00	do.....	Support of Indians and administration of Indian property, 1933.
Do.....	13,500.00	Office of Education: General expenses, 1933.....	Office of Education: Salaries, 1933.
Do.....		National Park Service: Roads and trails.....	Office of the Secretary: Salaries, 1933.

No. 20.—*Statement of transfers of appropriations made during the fiscal year 1933, under authority of section 317 of the act of June 30, 1932 (47 Stat. 411)*—Continued

Department or establishment	Amount transferred	Bureau and appropriation from which transferred	Bureau and appropriation to which transferred
Department of the Interior.....	\$75,000.00	National Park Service:	General Land Office:
Do.....	60,000.00	Roads and trails, national parks.....	Surveying public lands, 1933.
Do.....	10,000.00	do.....	Protecting public lands, timber, etc., 1933.
Do.....	5,000.00	do.....	Contingent expenses of land offices, 1933.
Do.....	30,000.00	do.....	Salaries, General Land Office, 1933.
Do.....	18,750.00	do.....	Office of Education: Salaries, 1933.
Do.....	48,750.00	do.....	U.S. Geological Survey:
Do.....	6,000.00	do.....	Salaries, 1933.
Do.....	2,250.00	do.....	Geologic surveys, 1933.
Do.....	9,000.00	do.....	Fundamental research in geologic science, 1933.
Do.....	15,000.00	do.....	Volcanologic surveys, 1933.
Do.....	18,000.00	do.....	Mineral resources of Alaska, 1933.
Do.....	3,000.00	do.....	Classification of lands, 1933.
Do.....	16,500.00	do.....	Printing and binding, 1933.
Do.....	33,750.00	do.....	Preparation of illustrations, 1933.
Do.....	38,400.00	do.....	Engraving and printing geologic and topographic maps, 1933.
Do.....	75,000.00	do.....	Mineral leasing, 1933.
Department of Justice.....	16,318.68	Detection and prosecution of crimes, 1933.....	Topographic surveys, 1933.
Do.....	53,696.56	Bureau of Prohibition: Salaries and expenses, 1933.....	Gaging streams, 1933.
Do.....	9,000.00	Judicial: Salaries and expenses of commissioners, Court of Claims, 1933.	Enforcement of antitrust laws, 1933.
Do.....	40.00	U.S. Court of Customs and Patent Appeals: Salaries and expenses, 1933 (miscellaneous expenses).	Detection and prosecution of crimes, 1933.
Do.....	1,500.00	United States courts:	Judicial: Salaries, Court of Claims, 1933.
Do.....	155,000.00	Salaries, fees, and expenses of marshals, 1933.....	U.S. Court of Customs and Patent Appeals: Salaries and expenses, 1933 (salaries).
Do.....	25,000.00	Fees of jurors and witnesses, 1933.....	Office of the Attorney General:
Do.....	32,000.00	Salaries, fees, and expenses of marshals, 1933.....	Travel and miscellaneous expenses, 1933.
Do.....	7,500.00	do.....	Salaries, 1933.
Do.....	34,000.00	do.....	Examination of judicial offices, 1933.
Do.....	54,000.00	do.....	Judiciary:
Do.....	87,000.00	do.....	Salaries of circuit, district, and retired judges, 1933.
Do.....	107,830.00	Fees of jurors and witnesses, 1933.....	Salaries, Supreme Court, 1933.
Do.....	55,610.00	do.....	United States courts:
Do.....	106,560.00	do.....	Salaries and expenses of district attorneys, 1933.
Do.....	197,400.00	Penal and correctional institutions:	Pay of special assistant attorneys, 1933.
Do.....	125,400.00	U.S. Penitentiary, Leavenworth, Kans.: Maintenance, 1933.....	Salaries and expenses of clerks, 1933.
Do.....	25,000.00	U.S. Penitentiary, Atlanta, Ga.: Maintenance, 1933.....	Do.
Do.....	36,000.00	U.S. Penitentiary, McNeil Island, Wash.: Maintenance, 1933.	Salaries, fees, and expenses of marshals, 1933.
Do.....	44,450.00	Federal Industrial Institute for Women, Alderson, W. Va., maintenance, 1933.	Salaries and expenses of district attorneys, 1933.
Do.....	69,150.00	U.S. Industrial Reformatory, Chillicothe, Ohio, maintenance, 1933.	Support of United States prisoners, 1933.
Do.....	13,760.00	Federal jails, maintenance, 1933.....	Do.
Do.....	28,650.00	Probation systems, 1933.....	Do.
Department of Labor.....	5,500.00	Federal jails, maintenances, 1933.....	Prison, camps, maintenance, 1933.
Do.....	13,450.00	Printing and binding, 1933.....	Bureau of Prisons:
Navy Department.....	1,900.00	do.....	Salaries and expenses, 1933.
Do.....	550,000.00	Marine Corps, pay, 1933.....	Medical and hospital services, penal institutions, 1933.
Do.....	450,000.00	Bureau of Yards and Docks: Public works, Navy, emergency construction, act July 21, 1932.	Office of the Secretary: Salaries, 1933.
Post Office Department.....	100,000.00	do.....	Bureau of Immigration: Salaries and expenses, 1933.
Do.....	1,458.33	Office of First Assistant Postmaster General: Clerks, first and second class post-offices.	Marine Corps: Pay of civil employees, 1933 (office of the Quartermaster).
Department of State.....	300.00	Office of Second Assistant Postmaster General: Railroad transportation and mail messenger service, 1933—allotment of \$82,000 to carry out act July 28, 1916, the space basis act.	Increase of the Navy:
Do.....	175,000.00	Foreign Missions: Contingent expenses, 1933.....	Construction and machinery.
Do.....	5,250.00	Foreign Service: Office and living quarters, 1933.....	Armor, armament, and ammunition.
Treasury Department.....	600.00	do.....	Office of First Assistant Postmaster General: Village delivery service.
Do.....	150.00	Bureau of the Budget:	Office of Solicitor for the Post Office Department: Salaries, 1933.
Do.....	25,000.00	Salaries and expenses, 1933.....	Bringing home criminals, 1933.
Do.....	13,750.00	Printing and binding, 1933.....	Salaries, Foreign Service officers, 1933.
Do.....	10,000.00	Bureau of Industrial Alcohol, salaries and expenses, 1933.....	U.S. Court for China: Salaries and expenses, 1933.
Do.....		Coast Guard: Pay and allowances, 1933.....	Bureau of the Budget:
Do.....		do.....	Printing and binding, 1933.
			Salaries and expenses, 1933.
			Secret Service Division: Suppressing counterfeiting and other crimes, 1933.
			Coast Guard:
			Outfits, 1933.
			Communication lines, 1933.

No. 20.—*Statement of transfers of appropriations made during the fiscal year 1933, under authority of section 317 of the act of June 30, 1932 (47 Stat. 411)*—Continued

Department or establishment	Amount transferred	Bureau and appropriation from which transferred	Bureau and appropriation to which transferred
Treasury Department.....	\$33,830.00	Office of Supervising Architect: Sites and construction, public buildings, act May 25, 1926, as amended.	Office of Supervising Architect: Salaries, 1933.
Do.....	45,000.00	do.....	Rent of temporary quarters, public buildings, 1933.
Do.....	79,000.00	do.....	General expenses of public buildings, 1933.
Do.....	264,208.32	Emergency construction of public buildings, act July 21, 1932.	Do.
Do.....	34,033.33	do.....	Salaries, 1933.
Do.....	10,000.00	do.....	Rent of temporary quarters, public buildings, 1933.
Do.....	2,900.00	Operating force for public buildings, 1933.	Division of Supply: Salaries, 1933.
War Department.....	6,880.00	Quartermaster Corps: Regular supplies of the Army, 1933.	Army War College, 1933.
Do.....	2,240.00	Corps of Engineers: Maintenance and improvement of existing river and harbor works.	Office of Chief of Engineers: Salaries, 1933.
District of Columbia.....	360.00	Demolition of public convenience station No. 4, 1933.	Maintenance, public convenience stations, 1933.
Do.....	3,375.00	Street and road improvement and repair, 1933 (salaries, high- way department).	Garfield Hospital, isolating ward, 1933.
Do.....	549.00	Sewers, 1933 (cleaning and repairing).	Maintenance, public convenience stations, 1933.
Do.....	26,000.00	Collection and disposal of refuse, 1933 (city refuse).	Collection and disposal of refuse, 1933 (street cleaning).
Do.....	1,000.00	Playgrounds, 1933 (maintenance and temporary services).	Playgrounds, 1933 (personal services).
Do.....	3,225.00	Electrical department, 1933 (salaries).	Hospital for the Insane, 1933 (support of insane).
Do.....	17,000.00	Metropolitan Police, 1933 (salaries, officers and members).	Do.
Do.....	13,000.00	Fire Department, 1933 (salaries, officers and members).	Do.
Do.....	1,700.00	Board of Public Welfare: Salaries, 1933.	Do.
Do.....	33,750.00	Workhouse and Reformatory, 1933 (salaries).	Division of Child Welfare, 1933 (board and care of children).
Do.....	6,000.00	do.....	Medical charities, 1933 (Central Dispensary and Emergency Hospital).
Do.....	10,000.00	Workhouse and Reformatory, 1933 (maintenance).	Hospital for the Insane, 1933 (support of insane).
Do.....	1,900.00	National Training School for Girls, 1933 (salaries).	Do.
Do.....	1,000.00	National Training School for Girls, 1933 (maintenance).	Do.
Do.....	1,400.00	Tuberculosis Hospital, 1933 (salaries).	Do.
Do.....	2,000.00	Gallinger Municipal Hospital, 1933 (maintenance).	Do.
Do.....	750.00	District Training School, 1933 (maintenance).	Hospital for the Insane, 1933 (deportation of nonresident in- sane).
Do.....	675.00	do.....	Relief of the poor, 1933 (support of abandoned wives).
Do.....	750.00	do.....	Transportation of indigent persons, 1933.
Do.....	2,250.00	do.....	Medical charities, 1933 (Eastern Dispensary and Casualty Hospital).
Do.....	4,500.00	Home for Aged and Infirm, 1933 (maintenance).	Medical charities, 1933 (Children's Hospital).
Do.....	3,000.00	do.....	National Training School for Boys, contract, 1933.
Do.....	815.00	Public schools, 1933 (salaries, teachers, and librarians).	Office of the Corporation Counsel, 1933.
Do.....	4,500.00	do.....	Contingent and miscellaneous expenses, 1933 (postage).
Do.....	1,125.00	do.....	Repairs and improvements, courthouse, 1933.
Do.....	4,500.00	do.....	Contingent and miscellaneous expenses, 1933 (judicial ex- penses).
Do.....	68,775.00	do.....	Hospital for the Insane, 1933 (support of insane).
Do.....	1,314.00	do.....	Tuberculosis hospital, 1933 (personal services).
Total amount of transfers approved.....	25,581,603.22		

BUDGET STATEMENT No. 21

Statement of transfers made during the fiscal year 1934 to Dec. 31, 1933, and of all transfers contemplated during the remainder of said fiscal year, under authority of section 317 of the act of June 30, 1932 (47 Stat. 411), as amended by the acts of Mar. 3, 1933 (47 Stat. 1513), and Mar. 20, 1933 (48 Stat. 13)

Department or establishment	Transfers, fiscal year 1934		Bureau and appropriation from which transferred	Bureau and appropriation to which transferred
	To Dec. 31, 1933	Contem- plated during re- mainder of year		
Civil Service Commission.....	\$3,300.00		Salaries and expenses, 1934.....	Printing and binding, 1934.
Board of Tax Appeals.....		\$7,500	do.....	Do.
Department of Commerce.....		28,000	Coast and Geodetic Survey: Pay, officers and men, 1934...	Coast and Geodetic Survey: Salaries, office force, 1934.
Do.....		2,000	Bureau of Lighthouses:	Bureau of Lighthouses:
Do.....		31,000	Salaries, keepers of lighthouses, 1934.....	Salaries, 1934.
Do.....		61,695	do.....	Salaries, Lighthouse Service, 1934.
Department of the Interior:			do.....	Retired pay, 1934.
Do.....	227,090.00		Bureau of Indian Affairs:	Bureau of Indian Affairs:
Do.....	6,500.00		Indian boarding schools, 1934.....	Indian school support, 1934.
Do.....	10,000.00		do.....	Education, Sioux Nation, 1934.
Do.....		1,000	do.....	Indian schools, Five Civilized Tribes, 1934.
			Maintenance, operation, and drainage assessments, Painte Indian lands, Newlands project, Nev., 1933 and 1934.	Lummi diking project, Wash., repairing flood damage (reimbursable), 1933 and 1934.
Department of Justice.....	12,246.67		United States courts:	
Do.....	6,500.00		Fees of jurors and witnesses, 1934.....	Salaries, 1934.
Do.....	1,092.00		do.....	Rent of buildings, 1934.
Do.....	1,000.00		do.....	Books, 1934.
Do.....	12,495.00		do.....	Contingent expenses, 1934.
Do.....	79,848.00		U.S. Penitentiary, Atlanta, Ga.: Maintenance, 1934.....	U.S. Northeastern Penitentiary: Maintenance, 1934.
Department of Labor.....	7,500.00		Veterans' insurance litigation: Salaries and expenses, 1934.	Division of Investigation: Salaries and expenses, 1934.
			Immigration and Naturalization Service: Salaries and expenses, 1934.	Contingent expenses, 1934.
Post Office Department.....	900.00		Freight, express, or motor transportation of equipment, etc., 1934.	Contingent expenses: Telegraphing, 1934.
Do.....	6,875.00		Railroad transportation and mail messenger service, 1934 allotment of \$75,750 under the act of July 28, 1916 (the Space Basis Act).	Salaries, Office of Solicitor for the Post Office Department, 1934.
Treasury Department.....	21,830.00		Bureau of Industrial Alcohol:	
Do.....	21,850.00		Salaries and expenses, 1934.....	Office of Secretary of the Treasury: Salaries, 1934.
Do.....	4,320.00		do.....	Bureau of the Budget: Salaries and expenses, 1934.
Do.....	25,000.00		do.....	Secret Service Division:
Do.....			do.....	Salaries, 1934.
			Coast Guard:	Suppressing counterfeiting and other crimes, 1934.
Do.....	9,167.00		Pay and allowances, 1934.....	Office of Commissioner of Accounts and Deposits: Salaries, 1934.
Do.....		400	do.....	Secret Service Division: Salaries, White House police, 1934.
Do.....		19,500	do.....	Division of Bookkeeping and Warrants: Contingent ex- penses, public moneys, 1934.
Do.....		1,350	Pay and allowances, 1933.....	Coast Guard: Communication lines, 1933.
Do.....		222,000	Office of Supervising Architect: Emergency construction of public buildings, act July 21, 1932.	Office of Supervising Architect: Outside professional serv- ices, public buildings, 1934.
Total amount of transfers approved.	457,513.67			
Total amount of transfers contemplated.		374,445		

ESTIMATES OF APPROPRIATIONS

A137

ESTIMATES OF APPROPRIATIONS

REQUIRED

FOR THE SERVICE OF THE FISCAL YEAR ENDING JUNE 30, 1935

LEGISLATIVE ESTABLISHMENT

Summary of estimates of appropriations for the fiscal year 1935 compared with appropriations for the fiscal year 1934

Classification of appropriations	ESTIMATES, 1935			APPROPRIATIONS, 1934		
	General fund	Special funds	Total	General fund	Special funds	Total
Annual.....	\$17,431,092.60		\$17,431,092.60	\$16,839,920		\$16,839,920
Permanent.....	800.00		800.00	800		800
	17,431,892.60		17,431,892.60	16,840,720		16,840,720
Trust and contributed funds.....			62,000.00			70,000
Total estimates and appropriations.....			17,493,892.60			16,910,720

SENATE

SALARIES AND MILEAGE OF SENATORS

Salaries of Senators—

For compensation of Senators, \$864,000 (*U.S.C., title 2, sec. 43; act Feb. 28, 1933, 47 Stat., p. 1351*).

Estimate 1935, **\$864,000** Appropriated 1934, **\$864,000**

Mileage of Senators—

For mileage of Senators, \$51,000 (*U.S.C., title 2, sec. 31; act Feb. 28, 1933, 47 Stat., p. 1351*).

Estimate 1935, **\$51,000** Appropriated 1934, **\$38,250**

Total, salaries and mileage of Senators:

Estimate 1935, **\$915,000** Appropriated 1934, **\$902,250**

Salaries, Officers and Employees, Senate—

For compensation of officers, clerks, messengers, and others:

OFFICE OF THE VICE PRESIDENT

Salaries: Secretary to the Vice President, \$4,620; clerk, \$2,400; assistant clerks—one \$2,280, one \$2,160; in all, not to exceed \$10,314 (*act Feb. 28, 1933, 47 Stat., p. 1351*).

Est. 1935, \$10,314 App. 1934, \$10,505

CHAPLAIN

Chaplain of the Senate, \$1,512 (*same act*).

Est. 1935, \$1,512 App. 1934, \$1,680

OFFICE OF THE SECRETARY

Salaries: Secretary of the Senate, including compensation as disbursing officer of salaries of Senators and of contingent fund of the Senate, \$8,000; chief clerk, who shall perform the duties of reading clerk, \$5,500 and \$1,000 additional so long as the position is held by the present incumbent; financial clerk, \$5,000 and \$1,000 additional so long as the position is held by the present incumbent;

assistant financial clerk, \$4,200; minute and Journal clerk, \$4,500 and \$1,000 additional so long as the position is held by the present incumbent; principal clerk, \$3,600; legislative clerk, enrolling clerk, and printing clerk, at \$3,540 each; chief bookkeeper, \$3,600; librarian, \$3,360; executive clerk, and assistant Journal clerk, at \$3,180 each; first assistant librarian, and keeper of stationery, at \$3,120 each; assistant librarian, and assistant keeper of stationery, at \$2,400 each; clerks—one, at \$2,880 and \$300 additional so long as the position is held by the present incumbent, three at \$2,880 each, two at \$2,640 each, one at \$2,400, four at \$2,040 each, two at \$1,740 each; messenger in library, \$1,380; special officer, \$2,460; assistant in library, \$1,740; laborers—one at \$1,620, five at \$1,380 each, one in secretary's office, \$1,680; in all, not to exceed \$104,130 (*same act*) (*act Feb. 28, 1933, 47 Stat., p. 1351*).

Est. 1935, \$104,130

App. 1934, \$106,060

DOCUMENT ROOM

Salaries: Superintendent, \$3,960; first assistant, \$3,360; second assistant, \$2,400; four assistants, at \$1,860 each; skilled laborer, \$1,380; in all, not to exceed \$16,686 (*same act*).

Est. 1935, \$16,686

App. 1934, \$16,995

COMMITTEE EMPLOYEES

Clerks and messengers to the following committees: Agriculture and Forestry—clerk, \$3,900; assistant clerk, \$2,880; assistant clerk, \$2,580; assistant clerk, \$2,400; assistant clerk, \$2,220; additional clerk, \$1,800. Appropriations—clerk, \$7,000 and \$1,000 additional so long as the position is held by the present incumbent; assistant clerk, \$4,200; assistant clerk, \$3,900; three assistant clerks at \$3,000 each; two assistant clerks at \$2,220 each; messenger, \$1,800. To Audit and Control the Contingent Expenses of the Senate—clerk, \$3,900; assistant clerk, \$2,880; assistant clerk, \$2,400; assistant clerk, \$2,220; additional clerk, \$1,500. Banking and Currency—clerk, \$3,900; assistant clerk, \$2,880; assistant clerk, \$2,400; assistant clerk, \$2,220. Civil Service—clerk, \$3,900; assistant clerk, \$2,400; assistant clerk, \$2,220; additional clerk, \$1,800. Claims—clerk, \$3,900; assistant clerk, \$2,880; assistant clerk, \$2,580; two assistant clerks at \$2,220 each. Commerce—clerk, \$3,900; assistant clerk, \$2,880; assistant clerk, \$2,580; assistant clerk, \$2,400; assistant clerk, \$2,220. Conference Majority of the Senate—clerk, \$3,900; assistant clerk, \$2,880; two assistant clerks at \$2,580 each; assistant clerk, \$2,220. Conference Minority of the Senate—clerk, \$3,900; assistant clerk,

\$2,880; two assistant clerks at \$2,580 each; assistant clerk, \$2,220. District of Columbia—clerk, \$3,900; two assistant clerks at \$2,880 each; assistant clerk, \$2,220; additional clerk, \$1,800. Education and Labor—clerk, \$3,900; assistant clerk, \$2,580; assistant clerk, \$2,220; additional clerk, \$1,800. Enrolled Bills—clerk, \$3,900; assistant clerk, \$2,400; assistant clerk, \$2,220; additional clerk, \$1,800. Expenditures in the Executive Departments—clerk, \$3,900; assistant clerk, \$2,580; assistant clerk, \$2,220; additional clerk, \$1,800. Finance—clerk, \$4,200; special assistant to the committee, \$3,600; assistant clerk, \$2,880; assistant clerk, \$2,700; assistant clerk, \$2,400; two assistant clerks at \$2,220 each; two experts (one for majority and one for the minority) at \$3,600 each; messenger, \$1,800. Foreign Relations—clerk, \$3,900; assistant clerk, \$2,880; assistant clerk, \$2,580; assistant clerk, \$2,220; additional clerk, \$1,800; messenger, \$1,800. Immigration—clerk, \$3,900; assistant clerk, \$2,580; assistant clerk, \$2,220; additional clerk, \$1,800. Indian Affairs—clerk, \$3,900; assistant clerk, \$2,880; assistant clerk, \$2,400; assistant clerk, \$2,220; additional clerk, \$1,800. Inter-oceanic Canals—clerk, \$3,900; assistant clerk, \$2,580; assistant clerk, \$2,220; additional clerk, \$1,800. Interstate Commerce—clerk, \$3,900; assistant clerk, \$2,880; two assistant clerks at \$2,580 each; assistant clerk at \$2,220. Irrigation and Reclamation—clerk, \$3,900; assistant clerk, \$2,580; assistant clerk, \$2,220; additional clerk, \$1,800. Judiciary—clerk, \$3,900; assistant clerk, \$2,880; two assistant clerks at \$2,580 each; assistant clerk, \$2,220. Library—clerk, \$3,900; assistant clerk, \$2,400; assistant clerk, \$2,220; additional clerk, \$1,800. Manufactures—clerk, \$3,900; assistant clerk, \$2,400; assistant clerk, \$2,220; additional clerk, \$1,800. Military Affairs—clerk, \$3,900; assistant clerk, \$2,880; assistant clerk, \$2,580; assistant clerk, \$2,400; two assistant clerks at \$2,220 each. Mines and Mining—clerk, \$3,900; assistant clerk, \$2,400; assistant clerk, \$2,220; additional clerk, \$1,800. Naval Affairs—clerk, \$3,900; assistant clerk, \$2,880; assistant clerk, \$2,400; two assistant clerks at \$2,220 each. Patents—clerk, \$3,900; assistant clerk, \$2,400; assistant clerk, \$2,220; additional clerk, \$1,800. Pensions—clerk, \$3,900; assistant clerk, \$2,580; four assistant clerks at \$2,220 each. Post Offices and Post Roads—clerk, \$3,900; assistant clerk, \$2,880; three assistant clerks at \$2,220 each; additional clerk, \$1,800. Printing—clerk, \$3,900; assistant clerk, \$2,580; assistant clerk, \$2,220; additional clerk, \$1,800. Privileges and Elections—clerk, \$3,900; assistant clerk, \$2,400; assistant clerk, \$2,220; additional clerk, \$1,800. Public Buildings and Grounds—clerk, \$3,900; assistant clerk, \$2,400; assistant clerk, \$2,220; additional clerk, \$1,800. Public Lands and Surveys—clerk, \$3,900; assistant clerk, \$2,880; assistant clerk, \$2,580; two assistant clerks at \$2,220 each. Revision of the Laws—clerk, \$3,900; assistant clerk, \$2,400; assistant clerk, \$2,220; additional clerk, \$1,800. Rules—clerk, \$3,900, and \$200 toward the preparation biennially of the Senate Manual under the direction of the Committee on Rules; assistant clerk, \$2,880; assistant clerk, \$2,580; assistant clerk, \$2,220; additional clerk, \$1,800. Territories and Insular Possessions—clerk, \$3,900; assistant clerk, \$2,580; assistant clerk, \$2,220; additional clerk, \$1,800; in all, not to exceed \$433,170 (*act Feb. 28, 1933, 47 Stat., pp. 1351-1352*).

Est. 1935, \$433,170

App. 1934, \$441,190

CLERICAL ASSISTANCE TO SENATORS

Clerical assistance to Senators who are not chairmen of the committees specifically provided for herein, as follows: Seventy clerks at \$3,900 each; seventy assistant clerks at \$2,400 each; and seventy assistant clerks at \$2,220 each; such clerks and assistant clerks shall be ex officio clerks and assistant clerks of any committee of which their Senator is chairman; seventy additional clerks at \$1,800 each, one for each Senator having no more than one clerk and two assistant clerks for himself or for the committee of which he is chairman; messenger, \$1,800; in all not to exceed, \$651,780 (*act Feb. 28, 1933, 47 Stat., p. 1353*).

Est. 1935, \$651,780

App. 1934, \$663,850

OFFICE OF SERGEANT AT ARMS AND DOORKEEPER

Salaries: Sergeant at Arms and Doorkeeper, \$8,000; two secretaries (one for the majority and one for the minority), at \$5,400 each; two assistant secretaries (one for the majority and one for the minority), at \$4,320 each; Deputy Sergeant at Arms and storekeeper, \$4,400; clerks—one, \$2,640, three at \$1,800 each; messengers—three (acting as assistant doorkeepers, including one for the minority), at \$2,400 each, thirty (including two for minority), at \$1,740 each, four, at \$1,620 each, one at card door, \$2,400, and \$480 additional so long as the position is held by the present incumbent; two special messengers, at \$1,800 each; clerk on journal work for Congressional Record, to be selected by the official reporters, \$3,360; upholsterer and locksmith, \$2,400; cabinetmaker, \$2,040;

three carpenters, at \$2,040 each; janitor, \$2,040; six skilled laborers, at \$1,680 each; laborer in charge of private passage, \$1,680; three female attendants in charge of ladies' retiring rooms, at \$1,500 each; three attendants to women's toilet rooms, Senate Office Building, at \$1,500 each; telephone operators—chief, \$2,460, eleven, at \$1,560 each; laborer in charge of Senate toilet rooms in old library space, \$1,200; press gallery—superintendent, \$3,660; assistant superintendent, \$2,520; messengers for service to press correspondents—one, \$1,740, one, \$1,440; laborers—three, at \$1,320 each; twenty-five, at \$1,260 each; special employees—six, at \$1,000 each; twenty-one pages for the Senate Chamber, at the rate of \$4 per day each, during the sessions, \$15,204; in all, not to exceed \$212,259.60 (*act Feb. 28, 1933, 47 Stat., p. 1353*).

Est. 1935, \$212,259.60

App. 1934, \$216,691

Police force for Senate Office Building under the Sergeant at Arms: Special officer, \$1,740; thirty-one privates at \$1,620 each; in all, not to exceed \$46,764 (*acts Feb. 28, 1933, 47 Stat., p. 1353, May 29, 1933, 48 Stat., p. 97*).

Est. 1935, \$46,764

App. 1934, * \$47,630

* Includes \$22,275 appropriated in Third Deficiency Act, fiscal year 1933.

POST OFFICE

Salaries: Postmaster, \$3,060; assistant postmaster, \$2,880; chief clerk, \$2,460; wagon master, \$2,040; twenty mail carriers, at \$1,620 each; in all, not to exceed \$38,556 (*act Feb. 28, 1933, 47 Stat., p. 1353*).

Est. 1935, \$38,556

App. 1934, \$39,270

FOLDING ROOM

Salaries: Foreman, \$2,460; assistant, \$2,160; clerk, \$1,740; folders—chief, \$2,040, fourteen at \$1,440 each; in all, not to exceed \$25,704 (*same act*).

Est. 1935, \$25,704

App. 1934, \$26,180

The provisions of the Legislative Pay Act of 1929 are hereby amended so as to correspond with the changes made by this Act in the designations and rates of salary of certain positions under the Senate. This paragraph shall be effective from and after March 16, 1933 (*act Feb. 28, 1933, 47 Stat., p. 1353*).

Total, salaries, officers and employees, Senate:

Estimate 1935, **\$1,540,875.60**Appropriated 1934, **\$1,570,051**

CONTINGENT EXPENSES OF THE SENATE

Automobile and Maintenance, for the Vice President—

For driving, maintenance, and operation of an automobile for the Vice President, \$4,000 (*act Feb. 28, 1933, 47 Stat., p. 1354*).

Estimate 1935, **\$4,000**Appropriated 1934, **\$3,840***Reporting Debates and Proceedings, Senate—*

For reporting the debates and proceedings of the Senate, payable in equal monthly installments, \$55,312 (*act Feb. 28, 1933, 47 Stat., p. 1354*).

Estimate 1935, **\$55,312**Appropriated 1934, **\$55,312***Contingent Expenses, Senate, Cleaning Furniture—*

For services in cleaning, repairing, and varnishing furniture, \$2,000 (*act Feb. 28, 1933, 47 Stat., p. 1354*).

Estimate 1935, **\$2,000**Appropriated 1934, **\$1,850***Contingent Expenses, Senate, Expenses of Inquiries and Investigations—*

For expenses of inquiries and investigations ordered by the Senate, including compensation to stenographers of committees, at such rate as may be fixed by the Committee to Audit and Control the Contingent Expenses of the Senate, but not exceeding 25 cents per hundred words, \$150,000: *Provided*, That except in the case of the Joint Committee on Internal Revenue Taxation no part of this appropriation shall be expended for services, personal, professional, or otherwise, in excess of the rate of \$3,600 per annum: *Provided Further*, That no part of this appropriation shall be expended for per diem and subsistence expenses except in accordance with the provisions of the Subsistence Expense Act of 1926, approved June 3, 1926, as amended (*acts Feb. 28, 1933, 47 Stat., p. 1354; June 16, 1933, 48 Stat., pp. 274-275*).

Estimate 1935, **\$150,000**Appropriated 1934, * **\$244,455**

* Includes \$100,000 appropriated in Fourth Deficiency Act, fiscal year 1933.

Contingent Expenses, Senate, Folding Documents—

For folding speeches and pamphlets, at a rate not exceeding \$1 per thousand, \$10,000 (*act Feb. 28, 1933, 47 Stat., p. 1354*).

Estimate 1935, **\$10,000** Appropriated 1934, **\$10,000**

Contingent Expenses, Senate, Fuel for Heating Apparatus—

For fuel, oil, cotton waste, and advertising, exclusive of labor, \$2,000 (*act Feb. 28, 1933, 47 Stat., p. 1354*).

Estimate 1935, **\$2,000** Appropriated 1934, **\$2,000**

Contingent Expenses, Senate Kitchens and Restaurants—

For repairs, improvements, equipment, and supplies for Senate kitchens and restaurants, Capitol Building and Senate Office Building, including personal and other services, to be expended from the contingent fund of the Senate, under the supervision of the Committee on Rules, United States Senate, \$50,000 (*act Feb. 28, 1933, 47 Stat., p. 1354*).

Estimate 1935, **\$50,000** Appropriated 1934, **\$47,288**

Contingent Expenses, Senate, Mail Transportation—

For maintaining, exchanging, and equipping motor vehicles for carrying the mails and for official use of the offices of the Secretary and Sergeant at Arms, \$7,960 (*act Feb. 28, 1933, 47 Stat., p. 1354*).

Estimate 1935, **\$7,960** Appropriated 1934, **\$7,780**

Contingent Expenses, Senate, Materials for Folding—

For materials for folding, \$1,500 (*act Feb. 28, 1933, 47 Stat., p. 1354*).

Estimate 1935, **\$1,500** Appropriated 1934, **\$1,500**

Contingent Expenses, Senate, Miscellaneous Items—

For miscellaneous items, exclusive of labor, \$100,000 (*act Feb. 28, 1933, 47 Stat., p. 1354*).

Estimate 1935, **\$100,000** Appropriated 1934, **\$97,345**

Contingent Expenses, Senate, Packing Boxes—

For packing boxes, \$970 (*act Feb. 28, 1933, 47 Stat., p. 1354*).

Estimate 1935, **\$970** Appropriated 1934, **\$970**

Contingent Expenses, Senate, Postage—

Postage stamps: For office of Secretary, \$250; office of Sergeant at Arms, \$100; in all, \$350 (*act Feb. 28, 1933, 47 Stat., p. 1354*).

Estimate 1935, **\$350** Appropriated 1934, **\$350**

Contingent Expenses, Senate, Purchase of Furniture—

For the purchase of furniture, \$5,000 (*act Feb. 28, 1933, 47 Stat., p. 1354*).

Estimate 1935, **\$5,000** Appropriated 1934, **\$5,000**

Contingent Expenses, Senate, Repairs of Furniture—

For materials for furniture and repairs of same, exclusive of labor, \$3,000 (*act Feb. 28, 1933, 47 Stat., p. 1354*).

Estimate 1935, **\$3,000** Appropriated 1934, **\$3,000**

Contingent Expenses, Senate, Stationery—

For stationery for Senators and the President of the Senate, including \$7,360 for stationery for committees and officers of the Senate, \$25,000 (*act Feb. 28, 1933, 47 Stat., p. 1354*).

Estimate 1935, **\$25,000** Appropriated 1934, **\$16,000**

Contingent Expenses, Senate, Storage of Documents—

For rent of warehouse for storage of public documents, \$2,000 (*act Feb. 28, 1933, 47 Stat., p. 1354*).

Estimate 1935, **\$2,000** Appropriated 1934, **\$2,000**

Total, contingent expenses, Senate:

Estimate 1935, **\$419,092** Appropriated 1934, **\$498,690**

Total, Senate, annual appropriations, general fund:

Estimate 1935, **\$2,874,967.60** Appropriated 1934, **\$2,970,991**

HOUSE OF REPRESENTATIVES

SALARIES AND MILEAGE OF MEMBERS

Salaries of Members and Delegates, House of Representatives—

For compensation of Members of the House of Representatives, Delegates from Territories, the Resident Commissioner from Puerto Rico, and the Resident Commissioner from the Philippine Islands, **\$3,964,500** (*U.S.C., title 2, sec. 31; act Feb. 28, 1933, 47 Stat., p. 1354*).

Estimate 1935, **\$3,964,500** Appropriated 1934, **\$3,963,750**

Mileage of Members and Delegates, House of Representatives—

For mileage of Representatives and Delegates and expenses of Resident Commissioners, \$175,000 (*U.S.C., title 2, secs. 43-46; title 48, secs. 134, 651, 893, 1093; act Feb. 28, 1933, 47 Stat., p. 1354*).

Estimate 1935, **\$175,000** Appropriated 1934, **\$131,250**

Total, salaries and mileage of Members:

Estimate 1935, **\$4,139,500** Appropriated 1934, **\$4,095,000**

Salaries, Officers and Employees, House of Representatives—

For compensation of officers, clerks, messengers, and others,

OFFICE OF THE SPEAKER

Salaries: Secretary to the Speaker, \$4,620; Parliamentarian: \$4,500, and for preparing Digest of the Rules, \$1,000 per annum; Assistant Parliamentarian, \$2,760; clerk to Speaker, \$2,400; clerk to Speaker, \$1,440; messenger to Speaker's table, \$1,740; messenger to Speaker, \$1,680; in all, not to exceed \$18,126 (*U.S.C., title 2, sec. 89; act Feb. 28, 1933, 47 Stat., p. 1355*).

Est. 1935, \$18,126 App. 1934, \$18,462

CHAPLAIN

Chaplain of the House of Representatives, \$1,680 (*same acts*).

Est. 1935, \$1,680 App. 1934, \$1,680

OFFICE OF THE CLERK

Salaries: Clerk of the House of Representatives, including compensation as disbursing officer of the contingent fund, \$8,000; Journal clerk, two reading clerks, and tally clerk, at \$5,000 each; enrolling clerk, \$4,000; disbursing clerk, \$3,960; file clerk, \$3,780; chief bill clerk, \$3,540; assistant enrolling clerk, \$3,180; assistant to disbursing clerk, \$3,120; stationery clerk, \$2,880; librarian, \$2,760; assistant librarian, and assistant file clerk, at \$2,520 each; assistant Journal clerk, and assistant librarian, at \$2,460 each; clerks—one \$2,460, three at \$2,340 each; bookkeeper, and assistant in disbursing office, at \$2,160 each; four assistants to chief bill clerk at \$2,100 each; stenographer to the Clerk, \$1,980; assistant in stationery room, \$1,740; three messengers at \$1,680 each; stenographer to Journal clerk, \$1,560; laborers—three at \$1,440 each, nine at \$1,260 each; telephone operators—assistant chief, \$1,620, twenty-one at \$1,560 each; substitute telephone operator, when required, at \$4 per day, \$1,460; property custodian and superintendent of furniture and repair shop, who shall be a skilled cabinetmaker or upholsterer and experienced in the construction and purchase of furniture, \$3,960; two assistant custodians at \$3,360 each; locksmith and typewriter repairer, \$1,860; messenger and clock repairer, \$1,740; operation, maintenance, and repair of motor vehicles, \$1,200; in all, not to exceed \$148,332 (*U.S.C., title 2, sec. 89; act Feb. 28, 1933, 47 Stat., p. 1355*).

Est. 1935, \$148,332 App. 1934, \$151,057

COMMITTEE EMPLOYEES

Clerks, messengers, and janitors to the following committees: Accounts—clerk, \$3,300; assistant clerk, \$2,460; janitor, \$1,560. Agriculture—clerk, \$3,300; assistant clerk, \$2,460; janitor, \$1,560. Appropriations—clerk, \$7,000 and \$1,000 additional so long as the position is held by the present incumbent; assistant clerk, \$5,000 and \$1,000 additional so long as the position is held by the present

incumbent; three assistant clerks at \$3,900 each; assistant clerk, \$3,600; two assistant clerks at \$3,300 each; messenger, \$1,680. Banking and Currency—clerk, \$2,760; assistant clerk, \$1,740; janitor, \$1,260. Census—clerk, \$2,760; janitor, \$1,260. Civil Service—clerk, \$2,760; janitor, \$1,260. Claims—clerk, \$3,300; assistant clerk, \$1,740; janitor, \$1,260. Coinage, Weights, and Measures—clerk, \$2,760; janitor, \$1,260. Disposition of Useless Executive Papers—clerk, \$2,760. District of Columbia—clerk, \$3,300; assistant clerk, \$2,460; janitor, \$1,260. Education—clerk, \$2,760. Election of President, Vice President, and Representatives in Congress—clerk, \$2,760. Elections Numbered 1—clerk, \$2,760; janitor, \$1,260. Elections Numbered 2—clerk, \$2,760; janitor, \$1,260. Elections Numbered 3—clerk, \$2,760; janitor, \$1,260. Enrolled Bills—clerk, \$2,760; janitor, \$1,260. Expenditures in Executive Departments—clerk, \$3,300; janitor, \$1,260. Flood Control—clerk, \$2,760; janitor, \$1,260. Foreign Affairs—clerk, \$3,300; assistant clerk, \$2,460; janitor, \$1,260. Immigration and Naturalization—clerk, \$3,300; janitor, \$1,260. Indian Affairs—clerk, \$3,300; assistant clerk, \$2,460; janitor, \$1,260. Insular Affairs—clerk, \$2,760; janitor, \$1,260. Interstate and Foreign Commerce—clerk, \$3,900; additional clerk, \$2,640; assistant clerk, \$2,100; janitor, \$1,560. Irrigation and Reclamation—clerk, \$2,760; janitor, \$1,260. Invalid Pensions—clerk, \$3,300; assistant clerk, \$2,880; expert examiner, \$2,700; stenographer, \$2,640; janitor, \$1,500. Judiciary—clerk, \$3,900; assistant clerk, \$2,160; assistant clerk, \$1,980; janitor, \$1,500. Labor—clerk, \$2,760; janitor, \$1,260. Library—clerk, \$2,760; janitor, \$1,260. Merchant Marine, Radio, and Fisheries—clerk, \$2,760; janitor, \$1,260. Military Affairs—clerk, \$3,300; assistant clerk, \$2,100; janitor, \$1,560. Mines and Mining—clerk, \$2,760; janitor, \$1,260. Naval Affairs—clerk, \$3,300; assistant clerk, \$2,100; janitor, \$1,560. Patents—clerk, \$2,760; janitor, \$1,260. Pensions—clerk, \$3,300; assistant clerk, \$2,160; janitor, \$1,260. Post Office and Post Roads—clerk, \$3,300; assistant clerk, \$2,100; janitor, \$1,560. Printing—clerk, \$2,760; janitor, \$1,560. Public Buildings and Grounds—clerk, \$3,300; assistant clerk, \$1,740; janitor, \$1,260. Public Lands—clerk, \$2,760; assistant clerk, \$1,740; janitor, \$1,260. Revision of the Laws—clerk, \$3,300; janitor, \$1,260. Rivers and Harbors—clerk, \$3,300; assistant clerk, \$2,460; janitor, \$1,560. Roads—clerk, \$2,760; assistant clerk, \$1,740; janitor, \$1,260. Rules—clerk, \$3,300; assistant clerk, \$2,100; janitor, \$1,260. Territories—clerk, \$2,760; janitor, \$1,260. War Claims—clerk, \$3,300; assistant clerk, \$1,740; janitor, \$1,260. Ways and Means—clerk, \$4,620; assistant clerk and stenographer, \$2,640; assistant clerk, \$2,580; clerk for minority, \$3,180; janitors—one, \$1,560, one, \$1,260. World War Veterans' Legislation—clerk, \$3,300; assistant clerk, \$2,460; in all, not to exceed \$266,400.

Est. 1935, \$266,400

App. 1934, " \$273,484

* Includes \$2,150 appropriated in Second Deficiency Act, fiscal year 1933.

Appropriations in the foregoing paragraph shall not be available for the payment of any clerk or assistant clerk to a committee who does not, after the termination of the Congress during which he was appointed, perform his duties under the direction of the Clerk of the House: *Provided*, That the foregoing shall not apply to the Committee on Accounts.

Janitors under the foregoing shall be appointed by the chairmen, respectively, of said committees, and shall perform under the direction of the Doorkeeper all of the duties heretofore required of messengers detailed to said committees by the doorkeeper, and shall be subject to removal by the Doorkeeper at any time after the termination of the Congress during which they were appointed (*U.S.C., title 2, sec. 89; acts Feb. 28, 1933, 47 Stat., pp. 1355-1356; Mar. 4, 1933, 47 Stat., p. 1603*).

OFFICE OF SERGEANT AT ARMS

Salaries: Sergeant at Arms, \$8,000; Deputy Sergeant at Arms, \$3,180; cashier, \$4,920; two bookkeepers at \$3,360 each; Deputy Sergeant at Arms in charge of pairs, pair clerk and messenger, and assistant cashier, at \$2,820 each; stenographer and typewriter, \$600; skilled laborer, \$1,380; hire of automobile, \$600; in all, not to exceed \$30,534 (*U.S.C., title 2, sec. 89; act Feb. 28, 1933, 47 Stat., p. 1356*).

Est. 1935, \$30,534

App. 1934, \$31,139

Police force, House Office Building, under the Sergeant at Arms: Lieutenant, \$1,740; sergeant, \$1,680; *thirty-seven* privates at \$1,620 each; in all, not to exceed \$57,024 (*acts Feb. 28, 1933, 47 Stat., p. 1356; June 16, 1933, 48 Stat., p. 275*).

Est. 1935, \$57,024

App. 1934, " \$58,080

* Includes \$8,910 appropriated in Fourth Deficiency Act, fiscal year 1933.

OFFICE OF DOORKEEPER

Salaries: Doorkeeper, \$6,000; special employee, \$2,820; superintendent of House press gallery, \$3,660; assistant to the superintendent of the House press gallery, \$2,520; chief janitor, \$2,700; messengers—seventeen at \$1,740 each, fourteen on soldiers' roll at \$1,740 each; laborers—seventeen at \$1,260 each, two (cloakroom) at \$1,380 each, one (cloakroom) \$1,260, and seven (cloakroom) at \$1,140 each; three female attendants in ladies' retiring rooms at \$1,680 each; attendant for the ladies' reception room, \$1,440; superintendent of folding room, \$3,180; foreman of folding room, \$2,640; chief clerk to superintendent of folding room, \$2,460; three clerks at \$2,160 each; janitor, \$1,260; laborer, \$1,260; thirty-one folders at \$1,440 each; shipping clerk, \$1,740; two drivers at \$1,380 each; two chief pages at \$1,980 each; two telephone pages at \$1,680 each; two floor managers of telephones (one for the minority) at \$3,180 each; two assistant floor managers in charge of telephones (one for the minority) at \$2,100 each; forty-one pages, during the session, including ten pages for duty at the entrances to the Hall of the House, at \$4 per day each, \$29,684; press-gallery page, \$1,920; superintendent of document room (Elmer A. Lewis), \$3,960; assistant superintendent of document room, \$2,760 and \$420 additional so long as the position is held by the present incumbent; clerk, \$2,320; assistant clerk, \$2,160; eight assistants at \$1,860 each; janitor, \$1,440; messenger to pressroom, \$1,560; maintenance and repair of folding room motor truck, \$500; in all, not to exceed \$231,750. (*U.S.C., title 2, sec. 89; act Feb. 28, 1933, 47 Stat., pp. 1356-1357*).

Est. 1935, \$231,750

App. 1934, \$236,033

SPECIAL AND MINORITY EMPLOYEES

Minority employees: For the minority employees authorized and named in the House Resolutions Numbered 51 and 53 of December 11, 1931: Two at \$5,000 each, four at \$2,820 each; in all, not to exceed \$19,152.

Est. 1935, \$19,152

App. 1934, \$19,507

Special employees: Assistant foreman of the folding room, authorized in the resolution of September 30, 1913, \$1,980; laborer, authorized and named in the resolution of April 28, 1914, \$1,380; laborer, authorized and named in the resolution of December 19, 1901, \$1,380; clerk, under the direction of the Clerk of the House, named in the resolution of February 13, 1923, \$3,060; in all, not to exceed \$7,020.

Est. 1935, \$7,020

App. 1934, \$7,150

Successors to any of the employees provided for in the two preceding paragraphs may be named by the House of Representatives at any time.

Office of majority floor leader: Legislative clerk, \$3,960; clerk, \$3,180; assistant clerk, \$2,100; for official expenses of the majority leader, as authorized by House Resolution Numbered 101, Seventy-first Congress, adopted December 18, 1929, \$2,000; in all, not to exceed \$10,316.

Est. 1935, \$10,316

App. 1934, \$10,470

Conference minority: Clerk, \$3,180; legislative clerk, \$3,060; assistant clerk, \$2,100; janitor, \$1,560; in all, not to exceed \$8,910. The foregoing employees to be appointed by the minority leader.

Est. 1935, \$8,910

App. 1934, \$9,075

Two messengers, one in the majority caucus room and one in the minority caucus room, to be appointed by the majority and minority whips, respectively, at \$1,740 each; in all, not to exceed \$3,132. (*U.S.C., title 2, sec. 89; act Feb. 28, 1933, 47 Stat., p. 1357*).

Est. 1935, \$3,132

App. 1934, \$3,190

POST OFFICE

Salaries: Postmaster, \$5,000; Assistant Postmaster, \$2,880; registry and money-order clerk, \$2,100; forty-one messengers (including one to superintend transportation of mails) at \$1,740 each; substitute messengers and extra services of regular employees, when required, at the rate of not to exceed \$145 per month each, \$1,240; laborer, \$1,260; in all, not to exceed \$75,438.

Est. 1935, \$75,438

App. 1934, \$76,835

For the purchase, exchange, maintenance, and repair of motor vehicles for carrying the mails, \$3,400 (*U.S.C. title 2, sec. 89; act Feb. 28, 1933, 47 Stat., p. 1358*).

Est. 1935, \$3,400

App. 1934, \$3,400

OFFICIAL REPORTERS OF DEBATES

Salaries: Seven official reporters of the proceedings and debates of the House at \$7,500 each; clerk, \$3,360; six expert transcribers at \$1,740 each; janitor, \$1,440; in all, not to exceed \$60,966 (*U.S.C., title 2, sec. 89; act Feb. 28, 1933, 47 Stat., p. 1358*).

Est. 1935, \$60,966

App. 1934, \$62,095

COMMITTEE STENOGRAPHERS

Salaries: Four stenographers to committees, at \$7,000 each; janitor, \$1,440; in all, not to exceed \$26,496 (*act Feb. 28, 1933, 47 Stat., p. 1358*).

Est. 1935, \$26,496

App. 1934, \$26,987

Whenever the words "during the session" occur in the foregoing paragraphs they shall be construed to mean the one hundred and eighty-one days from January 1 to June 30, 1935, both inclusive (*same act*).

Total, salaries, officers and employees, House of Representatives:

Estimate 1935, **\$968,676**

Appropriated 1934, **\$988,644**

CLERK HIRE, MEMBERS AND DELEGATES

Clerk Hire, Members and Delegates, House of Representatives—

For clerk hire necessarily employed by each Member, Delegate, and Resident Commissioner, in the discharge of his official and representatives duties, in accordance with the Act entitled "An Act to fix the compensation of officers and employees of the legislative branch of the Government," approved June 20, 1929, \$1,980,000. (*U.S.C., title 2, sec. 92; act Feb. 28, 1933, 47 Stat., p. 1358*).

Estimate 1935, **\$1,980,000**

Appropriated 1934, **\$2,016,665**

CONTINGENT EXPENSES OF THE HOUSE

Contingent Expenses, House of Representatives, Furniture and Repairs—

For furniture, and materials for repairs of the same, including not to exceed \$30,000 for labor, tools, and machinery for furniture repair shops, \$50,000 (*act Feb. 28, 1933, 47 Stat., p. 1358*).

Estimate 1935, **\$50,000**

Appropriated 1934, **\$35,000**

Contingent Expenses, House of Representatives, Packing Boxes—

For packing boxes, \$3,500 (*act Feb. 28, 1933, 47 Stat., p. 1358*).

Estimate 1935, **\$3,500**

Appropriated 1934, **\$2,500**

Contingent Expenses, House of Representatives, Miscellaneous Items—

For miscellaneous items, exclusive of salaries and labor unless specifically ordered by the House of Representatives, including reimbursement to the official stenographers to committees for the amounts actually and necessarily paid out by them for transcribing hearings, and including materials for folding, \$75,000 (*act Feb. 28, 1933, 47 Stat., p. 1358*).

Estimate 1935, **\$75,000**

Appropriated 1934, **\$65,000**

Contingent Expenses, House of Representatives, Stenographic Reports of Committee Hearings—

For stenographic reports of hearings of committees other than special and select committees, \$25,000 (*act Feb. 28, 1933, 47 Stat., p. 1358*).

Estimate 1935, **\$25,000**

Appropriated 1934, **\$25,000**

Contingent Expenses, House of Representatives, Expenses of Special and Select Committees—

For expenses of special and select committees authorized by the House, \$75,000 (*act Feb. 28, 1933, 47 Stat., p. 1358*).

Estimate 1935, **\$75,000**

Appropriated 1934, **\$40,000**

No part of the appropriations contained herein for the contingent expenses of the House of Representatives shall be used to defray the expenses of any committee consisting of more than four persons (not more than two from the House and not more than two from the Senate), nor to defray the expenses of any other person except the Sergeant at Arms of the House or a representative of his office, to attend the funeral rites and/or burial of any person who at the time of his or her death is a Representative, a Delegate from a Territory, or a Resident Commissioner from Puerto Rico or the Philippine Islands (*act Feb. 28, 1933, 47 Stat., p. 1358*).

Contingent Expenses, House of Representatives, Telegraph and Telephone Service—

For telegraph and telephone service, exclusive of personal services, \$90,000 (*act Feb. 28, 1933, 47 Stat., p. 1358*).

Estimate 1935, **\$90,000**

Appropriated 1934, **\$90,000**

Contingent Expenses, House of Representatives, Stationery—

For stationery for Representatives, Delegates, and Resident Commissioners, including \$5,000 for stationery for the use of the committees and officers of the House, \$60,000 (*act Feb. 28, 1933, 47 Stat., p. 1358*).

Estimate 1935, **\$60,000**

Appropriated 1934, **\$44,000**

Contingent Expenses, House of Representatives, Attending Physician—

For medical supplies, equipment, and contingent expenses for the emergency room and for the attending physician and his assistants, including an allowance of not to exceed \$30 per month each to three assistants as provided by the House resolutions adopted July 1, 1930, and January 20, 1932, \$2,500 (*act Feb. 28, 1933, 47 Stat., p. 1358*).

Estimate 1935, **\$2,500**

Appropriated 1934, **\$2,500**

Contingent Expenses, House of Representatives, Postage—

For postage stamps: Postmaster, \$250; Clerk, \$450; Sergeant at Arms, \$300; Doorkeeper, \$150; in all, \$1,150 (*act Feb. 28, 1933, 47 Stat., p. 1359*).

Estimate 1935, **\$1,150**

Appropriated 1934, **\$1,150**

Contingent Expenses, House of Representatives, Folding Documents—

For folding speeches and pamphlets, at a rate not exceeding \$1 per thousand, \$20,000 (*act Feb. 28, 1933, 47 Stat., p. 1359*).

Estimate 1935, **\$20,000**

Appropriated 1934, **\$8,000**

Contingent Expenses, House of Representatives, Revision of the Laws—

For preparation and editing of the laws as authorized by the Act approved May 29, 1928 (*U.S.C., Supp. VI, title 1, sec. 59*), \$6,500, to be expended under the direction of the Committee on Revision of the Laws (*act Feb. 28, 1933, 47 Stat., p. 1359*).

Estimate 1935, **\$6,500**

Appropriated 1934, **\$5,500**

Payment for Certain Services, House of Representatives—

For assistants in compiling lists of reports to be made to Congress by public officials; compiling copy and revising proofs for the House portion of the Official Register; preparing and indexing the statistical reports of the Clerk of the House; compiling the telephone and Members' directories; preparing and indexing the daily calendars of business; preparing the official statement of Members' voting records; preparing lists of congressional nominees and statistical summary of elections; preparing and indexing questions of order printed in the Appendix to the Journal pursuant to House Rule III; for recording and filing statements of political committees and candidates for election to the House of Representatives pursuant to the Federal Corrupt Practices Act, 1925 (*U.S.C., title 2, secs. 241-256*); and for such other assistance as the Clerk of the House may deem necessary and proper in the conduct of the business of his office, \$5,000: *Provided*, That no part of this appropriation shall be used to augment the annual salary of any employee of the House of Representatives (*act Feb. 28, 1933, 47 Stat., p. 1359*).

Estimate 1935, **\$5,000**

Appropriated 1934, **\$5,000**

Contingent Expenses, House of Representatives, Speaker's Automobile—

For driving, maintenance, repair, and operation of an automobile for the Speaker, \$4,000.

Estimate 1935, **\$4,000**

Total, contingent expenses, House of Representatives:

Estimate 1935, **\$417,650**

Appropriated 1934, **\$326,150**

^a Includes \$2,500 appropriated for portrait of Hon. John Nance Garner, Speaker of the House of Representatives.

Total, House of Representatives, annual appropriations, general fund:

Estimate 1935, **\$7,505,826**

Appropriated 1934, **\$7,426,459**

MISCELLANEOUS

CAPITOL POLICE

Capitol Police—

Salaries: Captain, \$2,460; three lieutenants at \$1,740 each; two special officers at \$1,740 each; three sergeants at \$1,680 each; *fifty-two* privates at \$1,620 each; one-half of said privates to be selected by the Sergeant at Arms of the Senate and one-half by the Sergeant at Arms of the House; in all, not to exceed \$90,396 (*acts Feb. 28, 1933, 47 Stat., p. 1359; June 16, 1933, 48 Stat., p. 275*).

Estimated 1935, **\$90,396** Appropriated 1934, **\$92,070**

* Includes \$11,880 appropriated in Fourth Deficiency Act, fiscal year 1933.

Uniforms and Equipment, Capitol Police—

For purchasing and supplying uniforms and motor cycles to Capitol police, and for contingent expenses, \$9,210 (*U.S.C., title 40, secs. 210-212; acts Feb. 28, 1933, 47 Stat., p. 1359; June 16, 1933, 48 Stat., p. 275*).

Estimated 1935, **\$9,210** Appropriated 1934, **\$9,210**

* Includes \$1,460 appropriated in Fourth Deficiency Act, fiscal year 1933.

One-half of the foregoing amounts under "Capitol police" shall be disbursed by the Secretary of the Senate and one-half by the Clerk of the House.

Total, Capitol Police:

Estimate 1935, **\$99,606.** Appropriated 1934, **\$101,280**

JOINT COMMITTEE ON PRINTING

Salaries and Expenses, Joint Committee on Printing—

Salaries: Clerk, \$4,000 and \$800 additional so long as the position is held by the present incumbent; inspector under section 20 of the Act approved January 12, 1895 (*U.S.C., title 44, section 49*), \$2,820; assistant clerk and stenographer, \$2,400; for expenses of compiling, preparing, and indexing the Congressional Directory, \$1,600; in all, not to exceed \$10,618, one-half to be disbursed by the Secretary of the Senate and the other half to be disbursed by the Clerk of the House (*U.S.C., title 44, secs. 1, 49; act Feb. 28, 1933, 47 Stat., p. 1359*).

Estimate 1935, **\$10,618** Appropriated 1934, **\$10,785**

OFFICE OF LEGISLATIVE COUNSEL

Legislative Counsel—

For salaries and expenses of maintenance of the office of Legislative Counsel, as authorized by law, \$75,000, of which \$37,500 shall be disbursed by the Secretary of the Senate and \$37,500 by the Clerk of the House of Representatives (*U.S.C., title 2, secs. 271-277; act Feb. 28, 1933, 47 Stat., p. 1359*).

Estimate 1935, **\$75,000** Appropriated 1934, **\$70,000**

STATEMENT OF APPROPRIATIONS

Statement of Appropriations—

For preparation, under the direction of the Committees on Appropriations of the Senate and House of Representatives of the statements for the second session of the Seventy-third Congress, showing appropriations made, indefinite appropriations, and contracts authorized, together with a chronological history of the regular appropriation bills, as required by law, \$4,000, to be paid to the persons designated by the chairman of such committees to do the work (*U.S.C., title 2, sec. 105; act Feb. 28, 1933, 47 Stat., p. 1360*).

Estimate 1935, **\$4,000** Appropriated 1934, **\$3,330**

ARCHITECT OF THE CAPITOL

OFFICE OF THE ARCHITECT OF THE CAPITOL

Salaries, Office of Architect of the Capitol—

Salaries: For the Architect of the Capitol, Assistant Architect of the Capitol, and other personal services at rates of pay provided by law; and the Assistant Architect of the Capitol shall act as Architect of the Capitol during the absence or disability of that official or whenever there is no Architect; **\$44,500.** **\$46,650** (*U.S.C., Supp. VI, title 5, secs. 662a, 673; acts June 20, 1929, 46 Stat., p. 38; Feb. 28, 1933, 47 Stat., p. 1360*).

Estimate 1935, **\$43,650** Appropriated 1934, **\$44,500**

Salaries, Office of Architect of the Capitol—Continued.

By objects	Obligations					
	Estimate, 1935		Estimate, 1934		Actual, 1933	
	Posi- tions	Av. salary	Posi- tions	Av. salary	Posi- tions	Av. salary
PERSONAL SERVICES						
Professional service:						
Grade 8. Architect.....	1	\$9,000	1	\$9,000	1	\$9,000
Grade 7. Assistant architect.....	1	7,000	1	7,000	1	7,000
Grade 4. Superintendent of construction.....	0.8	3,800	0.8	3,800	0.8	3,800
Grade 3. Associate engineer (civil).....	1	3,500	1	3,500	1	3,500
Clerical, administrative, and fiscal service:						
Grade 11. Chief clerk.....	1	4,200	1	4,200	1	4,200
Disbursing clerk.....	1	1,000	1	1,000	1	1,000
Grade 9. Accountant and auditor.....	1	3,700	1	3,700	1	3,700
Grade 8. Administrative assistant.....	1	2,900	1	2,900	1	2,900
Grade 5. Senior clerk.....	3	2,267	3	2,267	3	2,267
Grade 4. Clerk.....	2	1,980	2	1,980	2	1,980
Grade 3. Clerk.....	1	1,800	1	1,800	1	1,800
Grade 1. Underoperator, office devices.....	1	1,440	1	1,440	1	1,440
Total permanent.....	14.8	48,500	14.8	48,500	14.8	48,500
Deduct lapses and administrative furloughs.....						1,537
Net permanent.....		48,500		48,500		46,963
Deduct legislative reductions.....		4,850		7,275		4,870
01 Personal services (net).....		43,650		41,225		42,093
Estimated savings and unobligated balances.....				3,275		6,487
Total estimate or appropriation.....		43,650		44,500		48,580

CAPITOL BUILDINGS AND GROUNDS

Capitol Building and Repairs—

Capitol Buildings: For necessary expenditures for the Capitol Building and electrical substations of the Senate and House Office Buildings, under the jurisdiction of the Architect of the Capitol, including minor improvements, maintenance, repair, equipment, supplies, material, fuel, oil, waste, and appurtenances; furnishings and office equipment; personal and other services; cleaning and repairing works of art; *purchase or exchange*, maintenance, and driving of motor-propelled passenger-carrying office **[vehicle;] vehicles**; pay of superintendent of meters, and \$300 additional for the maintenance of an automobile for his use, who shall inspect all gas and electric meters of the Government in the District of Columbia without additional compensation; and not exceeding \$300 for the purchase of technical and necessary reference books, periodicals, and city directory; **\$230,000** **\$247,736** (*U.S.C., title 40, sec. 166; act Feb. 28, 1933, 47 Stat., p. 1360*).

Estimate 1935, **\$247,736** Appropriated 1934, **\$230,000**

By objects	Obligations					
	Estimate, 1935		Estimate, 1934		Actual, 1933	
	Posi- tions	Av. salary	Posi- tions	Av. salary	Posi- tions	Av. salary
PERSONAL SERVICES						
Professional service:						
Grade 4. Supervising engineer.....	1	\$4,200	1	\$4,200	1	\$4,200
Associate engineer (electrical).....	1	3,800	1	3,800	1	3,800
Associate engineer (heating and ventilating).....	1	3,800	1	3,800	1	3,800
Subprofessional service:						
Grade 8. Decorator.....	1	2,900	1	2,900	1	2,900
Grade 5. Superintendent of meters.....	1	2,100	1	2,100	1	2,100
Clerical, administrative, and fiscal service:						
Grade 6. Assistant auditor and account- ant.....	1	2,400	1	2,400	1	2,400
Grade 3. Assistant clerk (storekeeper).....	1	2,200	1	2,200	1	2,200
Clerk-stenographer.....	1	1,620	1	1,620	0.5	1,620
Custodial service:						
Grade 9. Engineer in charge.....	1	2,800	1	2,800	1	2,800
Mechanician.....					1	2,600
Decorator and foreman painter.....	1	2,400	1	2,400	1	2,400
Grade 8. Principal mechanic—						
Carpenter.....	1	2,400	1	2,400	1	2,400
Engineer, Supreme Court.....	1	2,400	1	2,400	1	2,400
Wireman and cable splicer.....	1	2,400	1	2,400	1	2,400
Assistant engineer.....	1	2,300	1	2,300	1	2,300
Substation machinist.....	1	2,200	1	2,200	1	2,200
Head plumber.....	1	2,000	1	2,000	1	2,000
Mechanician.....	1	2,000	1	2,000		
Sheet-metal worker.....	1	2,000	1	2,000	1	2,400
Electrician (Plaza).....	1	2,000	1	2,000		
Grade 7. Senior mechanic—						
Carpenter.....	1	2,200	1	2,200	1	2,200
Assistant engineer.....	1	2,200	1	2,200	1	2,200
Engineer.....	2	1,860	2	1,860	2	1,860
Electrician (Plaza).....	1	1,860	1	1,860		
Grade 6. Mechanic—						
Assistant engineer.....	6	1,870	6	1,870	6	1,870
Substation operator.....	11	1,794	11	1,794	9.2	1,837
Painter.....	2	1,860	2	1,860	2	1,860
Wireman.....	1	1,800	1	1,800	1	1,800
Metal worker and tinner.....	1	1,680	1	1,680	1	1,920
Machinist.....	1	1,680	1	1,680	1	1,860

Capitol Building and Repairs—Continued.

By objects	Obligations					
	Estimate, 1935		Estimate, 1934		Actual, 1933	
	Posi- tions	Av. salary	Posi- tions	Av. salary	Posi- tions	Av. salary
PERSONAL SERVICES—continued						
Custodial service—Continued.						
Grade 5. Junior mechanic (operator).....	2	\$1,680	2	\$1,680	2	\$1,680
Grade 4. Under mechanic.....	6	1,450	6	1,450	6	1,490
Assistant foreman of laborers.....	1	1,440	1	1,440	1	1,440
Grade 3. Senior laborer.....	10	1,290	10	1,290	9.6	1,304
Minor mechanic.....	2	1,360	2	1,360	2	1,360
Grade 2. Elevator operator.....	23	1,228	23	1,228	23	1,283
Junior laborer.....	6	1,080	6	1,080	6	1,080
Junior laborer (forewoman of charwomen at 55 cents per hour).....	1	861	1	861	1	861
Junior laborer (charwoman, at 50 cents per hour).....	25	470	25	470	25	470
Total permanent.....	122	174,191	122	174,191	117.3	169,241
Deduct lapses and administrative furloughs.....				1,385		5,280
Net permanent.....		174,191		172,806		163,961
Temporary employees.....		9,598		9,598		20,649
All personal services.....		183,789		182,404		184,610
Deduct legislative reductions.....		18,379		27,360		18,524
01 Personal services (net).....		165,410		155,044		166,086
OTHER OBLIGATIONS						
02 Supplies and materials.....		41,025		41,025		31,352
05 Communication service.....		26		26		2
06 Travel expenses.....		50		50		
07 Transportation of things.....		25		25		8
09 Advertising.....		50		50		
Repairs and alterations:						
Painting (annual program).....		15,000		8,000		10,364
Elevator repairs.....		2,250		2,250		2,561
Waterproofing repairs.....		750		750		245
Miscellaneous repairs and alterations (annual).....		2,000		2,000		2,464
Repairs to skylights House and Senate Chambers.....		10,000				
Steel shelving, House document rooms. New lift, Senate side.....		6,730				1,628
12 Total repairs and alterations.....		36,730		13,000		17,262
Special and miscellaneous current expense:						
Superintendent of meters; auto allow- ance.....		300		300		300
Air conditioning systems, House and Senate.....		3,000		3,000		
13 Total special and miscellaneous current expense.....		3,300		3,300		300
Equipment:						
Office vehicle.....		720		720		606
Furnishings.....		400		400		2,436
Ladder tower truck (Plaza lighting sys- tem).....				1,500		
30 Total equipment.....		1,120		2,620		3,042
Total other obligations.....		82,326		60,096		51,966
Grand total obligations.....		247,736		215,140		218,052
Estimated savings and unobligated bal- ances.....				14,860		21,948
Total estimate or appropriation.....		247,736		230,000		240,000

Relocation of Statues, Capitol Building—

By objects	Obligations		
	Estimate, 1935	Estimate, 1934	Actual, 1933
13 Special and miscellaneous current ex- penses.....		\$2,500	
1933 appropriation obligated in 1934.....		-2,500	\$2,500
Total estimate or appropriation.....			2,500

Appropriations under the control of the Architect of the Capitol shall be available for expenses of travel on official business not to exceed in the aggregate under all funds the sum of \$2,000 (*act Feb. 28, 1933, 47 Stat., p. 1360*).

Improving the Capitol Grounds—

Capitol Grounds: For care and improvement of grounds surrounding the Capitol, Senate and House Office Buildings; Capitol power plant; personal and other services; care of trees; planting; fertilizers; repairs to pavements, walks, and roadways; purchase of waterproof wearing apparel; maintenance of signal lights; and for snow removal by hire of men and equipment or under contract without compliance with sections 3709 (U.S.C., title 41, sec. 5) and 3744 (U.S.C., title 40, sec. 16) of the Revised Statutes; **\$100,000** \$98,278 (*act Feb. 28, 1933, 47 Stat., p. 1360*).

Estimate 1935, **\$98,278**Appropriated 1934, **\$100,000**

By objects	Obligations					
	Estimate, 1935		Estimate, 1934		Actual, 1933	
	Posi- tions	Av. salary	Posi- tions	Av. salary	Posi- tions	Av. salary
PERSONAL SERVICES						
Professional service:						
Grade 4. Landscape gardener.....	1	\$4,200	1	\$4,200	1	\$4,200
Subprofessional service:						
Grade 8. Assistant landscape gardener.....	1	2,600	1	2,600	1	2,600
Grade 7. Principal gardener.....	1	2,500	1	2,500	1	2,500
Grade 4. Tree surgeon.....	1	1,680	1	1,680	1	1,680
Grade 2. Assistant gardener (laborer).....	8	1,305	8	1,305	9	1,300
Clerical, administrative, and fiscal service:						
Grade 2. Junior clerk.....	1	1,440	1	1,440	0.3	1,440
Custodial service:						
Grade 5. Foreman laborer.....	2	1,500	2	1,500	0.3	1,500
Grade 4. Under mechanic.....	1	1,560	1	1,560	1	1,560
Grade 3. Minor mechanic.....	3	1,440	3	1,440	3	1,440
Senior laborer.....	26	1,209	26	1,209	28.4	1,214
Grade 2. Junior laborer.....	5	1,080	5	1,080	5	1,080
Total permanent.....	50	68,580	50	68,580	51	69,120
Deduct lapses and administrative furloughs.....						1,775
Net permanent.....		68,580		68,580		67,345
Temporary employees.....		2,038		2,038		5,506
All personal services.....		70,618		70,618		72,911
Deduct legislative reductions.....		7,062		10,593		7,830
01 Personal services (net).....		63,556		60,025		65,081
OTHER OBLIGATIONS						
02 Supplies and materials.....		5,310		5,310		3,208
05 Communication service.....		10		10		1
07 Transportation of things.....		32		32		
09 Advertising.....		100		100		
Repairs and alterations:						
Paving.....		2,550		2,550		1,815
Sprinkler system.....		15,000		15,000		15,689
12 Total repairs and alterations.....		17,550		17,550		17,504
Special and miscellaneous current expenses:						
Snow removal.....		5,000		5,000		3,289
Signal lights (maintenance).....		300		220		217
13 Total special and miscellaneous current expenses.....		5,300		5,220		3,506
30 Equipment.....		6,420		6,500		2,688
Total other obligations.....		34,722		34,722		26,907
Grand total obligations.....		98,278		94,747		91,988
Estimated savings and unobligated bal- ances.....				5,253		8,012
Total estimate or appropriation.....		98,278		100,000		100,000

Enlarging the Capitol Grounds—

By objects	Obligations		
	Estimate, 1935	Estimate, 1934	Actual, 1933
31 Enlarging the Capitol Grounds, in- cluding demolition acquisition of addi- tional area and development of same, under Commission for the Enlarging of the Capitol Grounds.....		\$1,328,951	\$966,714
Deduct legislative reductions.....		200	1,634
Net total obligations.....		1,328,751	965,080
1931 appropriation obligated in 1933.....			-966,714
1931 appropriation obligated in 1934.....		-1,278,951	
1932 appropriation obligated in 1934.....		-50,000	
Estimated savings and unobligated bal- ances.....		200	1,634
Total estimate or appropriation.....			

Fire Protection, Senate Wing of Capitol and Senate Office Building—

By objects	Obligations		
	Estimate, 1935	Estimate, 1934	Actual, 1933
12 Repairs and alterations.....			\$79,082
Deduct legislative reductions.....			149
Net total obligations.....			78,933
1931 appropriation obligated in 1933.....			-79,082
Estimated savings or unobligated balances.....			420
Total estimate or appropriation.....			

Maintenance, Capitol Garages—

Capitol garages: For maintenance, repairs, alterations, personal and other services, and all necessary incidental expenses, **[\$7,540] \$9,375** (*U.S.C., title 40, sec. 174; acts June 30, 1932, 47 Stat., p. 391; Feb. 28, 1933, 47 Stat., p. 1360*).

Estimate 1935, **\$9,375** Appropriated 1934, **\$7,540**

By objects	Obligations					
	Estimate, 1935		Estimate, 1934		Actual, 1933	
PERSONAL SERVICES	Posi- tions	Av. salary	Posi- tions	Av. salary	Posi- tions	Av. salary
Custodial service:						
Grade 5. Superintendent.....	1	\$1,500	1	\$1,500	1	\$1,500
Grade 3. Laborer.....	4	1,260	4	1,260	4	1,260
Grade 2. Laborer.....	2	1,080				
Total permanent.....	7	8,700	5	6,540	5	6,540
Deduct lapses and administrative furloughs.....						
Net permanent.....		8,700		6,540		6,540
Deduct legislative reductions.....		870		981		655
01 Personal services (net).....		7,830		5,559		5,885
OTHER OBLIGATIONS						
02 Supplies and materials.....		1,445		1,445		670
12 Repairs and alterations.....		100		100		248
Total other obligations.....		1,545		1,545		918
Grand total obligations.....		9,375		7,104		6,803
Estimated savings and unobligated bal- ances.....				436		737
Total estimate or appropriation.....		9,375		7,540		7,540

Subway Transportation, Capitol and Senate Office Buildings—

Subway transportation, Capitol and Senate Office Buildings: For repairs, rebuilding, and maintenance of the subway cars connecting the Senate Office Building with the Senate wing of the United States Capitol and for personal and other services, including maintenance of the track and electrical equipment connected therewith, **\$1,950** (*act Feb. 28, 1933, 47 Stat., p. 1360*).

Estimate 1935, **\$1,950** Appropriated 1934, **\$1,950**

By objects	Obligations		
	Estimate, 1935	Estimate, 1934	Actual, 1933
PERSONAL SERVICES			
Miscellaneous temporary employees.....	\$500	\$500	
Deduct legislative reductions.....	50	75	
01 Personal services (net).....	450	425	
OTHER OBLIGATIONS			
02 Supplies and materials.....	500	500	\$702
12 Repairs and alterations.....	1,000	1,000	765
Total other obligations.....	1,500	1,500	1,467
Grand total obligations.....	1,950	1,925	1,467
Estimated savings and unobligated bal- ances.....		25	533
Total estimate or appropriation.....	1,950	1,950	2,000

Maintenance, Senate Office Building—

Senate Office Building: For maintenance, miscellaneous items and supplies, including furniture, furnishings, and equipment and for labor and material incident thereto and repairs thereof; and for personal and other services for the care and operation of the Senate Office Building, under the direction and supervision of the Senate Committee on Rules, acting through the Architect of the Capitol, who shall be its executive agent, **[\$215,000] \$217,680** [and \$1,000 shall be immediately available] (*acts Feb. 28, 1933, 47 Stat., pp. 1360-1361; June 16, 1933, 48 Stat., p. 275*).

Estimate 1935, **\$217,680** Appropriated 1934, **\$218,960**

* Includes \$3,960 appropriated in Fourth Deficiency Act, fiscal year 1933.

By objects	Obligations		
	Estimate, 1935	Estimate, 1934	Actual, 1933
Grand total obligations.....	\$217,680	\$204,718	\$167,847
1932 appropriation obligated in 1933.....			-5,945
1933 appropriation obligated in 1934.....		-5,000	+5,000
1934 appropriation obligated in 1933.....		+800	-800
Net total obligations.....	217,680	200,518	166,102
Estimated savings and unobligated balances.....		18,442	13,898
Total estimate or appropriation.....	217,680	218,960	180,000

Completion of Senate Office Building—

By objects	Obligations		
	Estimate, 1935	Estimate, 1934	Actual, 1933
32 Structures: Construction work in connection with completion of the Senate Office Building, under the supervision of the Senate Office Building Commission.....		\$300,193	\$1,638,042
Deduct legislative reductions.....		1,500	2,589
Net total obligations.....		298,693	1,635,453
1932 appropriation obligated in 1933.....			-1,638,042
1932 appropriation obligated in 1934.....		-300,193	
Estimated savings or unobligated balances.....		1,500	2,589
Total estimate or appropriation.....			

Furnishing and Equipment, Senate Office Building—

By objects	Obligations		
	Estimate, 1935	Estimate, 1934	Actual, 1933
30 Furnishings and equipment.....		\$74,071	\$929
1933 appropriation obligated in 1934.....		-74,071	+74,071
Total estimate or appropriation.....			75,000

Structural Changes, Senate Office Building—

By objects	Obligations		
	Estimate, 1935	Estimate, 1934	Actual, 1933
12 Repairs and alterations.....		\$10,022	\$3,478
Deduct legislative reductions.....		631	60
Grand total obligations.....		9,391	3,418
1933 appropriation obligated in 1934.....		-9,391	+9,391
Net total obligations.....			12,809
Estimated savings or unobligated balances.....			691
Total estimate or appropriation.....			13,500

Maintenance, House Office Buildings—

House Office Buildings: For maintenance, including miscellaneous items, and for all necessary services, **[\$277,950] \$288,168** (*U.S.C., title 40, sec. 175; act Feb. 28, 1933, 47 Stat., p. 1361*).

Estimate 1935, **\$288,168** Appropriated 1934, **\$277,950**

Maintenance, House Office Buildings—Continued.

By objects	Obligations		
	Estimate, 1935	Estimate, 1934	Actual, 1933
Grand total obligations.....	\$288, 168	\$254, 217	\$211, 802
1932 appropriation obligated in 1933.....			-8, 315
Net total obligations.....	288, 168	254, 217	203, 487
Estimated savings and unobligated bal- ances.....		23, 733	46, 513
Total estimate or appropriation.....	288, 168	277, 950	250, 000

Site and Construction, House Office Building—

By objects	Obligations		
	Estimate, 1935	Estimate, 1934	Actual, 1933
32 Construction work under the supervi- sion of the House Office Building Commission.....		\$196, 525	\$1, 383, 421
Deduct legislative reductions.....		380	2, 719
Net total obligations.....		196, 145	1, 380, 702
1932 appropriation obligated in 1933.....			-1, 224, 528
1933 appropriation obligated in 1934.....		-196, 525	+196, 525
Amount of savings covered into Treasury (act Feb. 28, 1933, 47 Stat. p. 1361).....			50, 582
Estimated savings or unobligated balances.....		380	2, 719
Total estimate or appropriation.....			406, 000

Furnishings and Equipment, House Office Building—

By objects	Obligations		
	Estimate, 1935	Estimate, 1934	Actual, 1933
30 Furnishings and equipment.....			\$224, 783
Deduct legislative reductions.....			32
Grand total obligations.....			224, 751
1932 appropriation obligated in 1933.....			-224, 783
Estimated savings and unobligated balances.....			32
Total estimate or appropriation.....			

Reconstruction, House Office Building—

By objects	Obligations		
	Estimate, 1935	Estimate, 1934	Actual, 1933
12 Repairs and alterations.....			\$59, 770
Deduct legislative reductions.....			3, 032
Net total obligations.....			56, 738
1932 appropriation obligated in 1933.....			-59, 916
Estimated savings and unobligated balances.....			3, 178
Total estimate or appropriation.....			

【The sum of \$220,000 of the unexpended balances in the appropriations available for construction and furnishing of the new House Office Building shall be covered into the Treasury】
(act Feb. 28, 1933, 47 Stat., p. 1361).

Capitol Power Plant—

Capitol power plant: For lighting, heating, and power for the Capitol, Senate and House Office Buildings, Supreme Court Building, Congressional Library Buildings, and the grounds about the same, Botanic Garden, Capitol garages, folding and storage rooms of the Senate, Government Printing Office, and Washington City post office; personal and other services, engineering instruments, fuel, oil, materials, labor, advertising, and purchase of waterproof wearing apparel in connection with the maintenance and operation of the heating, lighting, and power plant, 【\$312,835】 \$340,642 (U.S.C., title 40, sec. 185; act Feb. 28, 1933, 47 Stat., p. 1361).

Estimate 1935, \$340,642

Appropriated 1934, \$312,835

11724—33—2

Capitol Power Plant—Continued.

By objects	Obligations		
	Estimate, 1935	Estimate, 1934	Actual, 1933
Grand total obligations.....	\$340, 642	\$301, 533	\$319, 307
Estimated savings and unobligated bal- ances.....		11, 302	35, 693
Total estimate or appropriation.....	340, 642	312, 835	355, 000

【For the installation of duplicate steam lines to new buildings; clean-water intake screens and auxiliaries and high-tension switching equipment, including all necessary work in connection with such installation, and for all labor, materials, travel expenses, and subsistence therefor; and without regard to section 35 of the Public Buildings Act, approved June 25, 1910, as amended, or the Classification Act of 1923, as amended, for employment of all necessary personnel, including architectural, engineering, and professional services and other assistants, and for all other expenses incident thereto, the unexpended balance of the appropriation for this purpose for the fiscal year 1933 is continued available during the fiscal year 1934】 (act Feb. 28, 1933, 47 Stat., p. 1361).

By objects	Obligations		
	Estimate, 1935	Estimate, 1934	Actual, 1933
30 Equipment, including duplicate steam lines to new buildings; clean water intake screens and auxiliaries and high tension switching equipment.....		\$124, 566	\$434
1933 appropriation obligated in 1934.....		-124, 566	+124, 566
Total estimate or appropriation.....			125, 000

The appropriations under the control of the Architect of the Capitol may be expended without reference to section 4 of the Act approved June 17, 1910 (U. S. C., title 41, sec. 7), concerning purchases for executive departments.

The Government Printing Office and the Washington City post office shall reimburse the Capitol power plant for heat, light, and power furnished during the fiscal year 【1934】 1935 and the amounts so reimbursed shall be covered into the Treasury (act Feb. 28, 1933, 47 Stat., p. 1361).

NOTE.—Detailed statements of proposed expenditures for the Senate Office Building to be submitted to the Senate Committee on Rules having supervision of that building, and detailed statements of proposed expenditures for the House Office Buildings and Capitol power plant to be submitted to the House Office Building Commission having supervision of those buildings.

LIBRARY BUILDING AND GROUNDS

Library Building and Grounds—

Salaries: For chief engineer and all personal services at rates of pay provided by law, 【\$42,830】 \$42,048 (U.S.C., title 2, sec. 141; U.S.C., Supp. VI, title 5, sec. 673; act Feb. 28, 1933, 47 Stat., p. 1361).

Est. 1935, \$42,048

App. 1934, \$42,830

By objects	Obligations					
	Estimate, 1935		Estimate, 1934		Actual, 1933	
PERSONAL SERVICES	Posi- tions	Av. salary	Posi- tions	Av. salary	Posi- tions	Av. salary
Custodial service:						
Grade 9. Chief engineer.....	1	\$2, 600	1	\$2, 600	1	\$2, 600
Chief electrician.....	1	2, 600	1	2, 600	1	2, 600
Decorator.....	1	2, 300	1	2, 300	1	2, 300
Grade 8. First assistant chief engineer.....	1	2, 000	1	2, 000	1	2, 000
First assistant chief electrician.....	1	2, 000	1	2, 000	1	2, 000
Grade 7. Assistant chief electrician.....	2	1, 860	2	1, 860	2	1, 860
Carpenter.....	1	1, 860	1	1, 860	1	1, 860
General mechanic.....	1	1, 860	1	1, 860	1	1, 860
Grade 6. Assistant engineer.....	2	1, 740	2	1, 740	2	1, 800
Machinist.....	2	1, 770	2	1, 770	2	1, 770
Plumber.....	1	1, 800	1	1, 800	1	1, 800
Painter.....	2	1, 710	2	1, 710	2	1, 710
Sheet metal worker.....	1	1, 680	1	1, 680	1	1, 680
Carpenter.....	1	1, 740	1	1, 740	1	1, 740
Grade 5. Mechanic's helper.....	2	1, 500	2	1, 500	2	1, 500
Grade 4. Mechanic's helper.....	6	1, 320	6	1, 320	6	1, 320
Grade 3. Laborer.....	1	1, 200	1	1, 200	1	1, 200
Total permanent.....	27	46, 720	27	46, 720	27	46, 840
Deduct lapses and administrative furloughs.....		4, 672				390
Net permanent.....		42, 048		46, 720		46, 450
Deduct legislative reductions.....				7, 008		4, 692
01 Personal services (net).....		42, 048		39, 712		41, 758
Estimated savings and unobligated bal- ances.....				3, 118		5, 202
Total estimate or appropriation.....		42, 048		42, 830		46, 960

For trees, shrubs, plants, fertilizers, and skilled labor for the grounds of Library of Congress, **[\$1,000]** \$1,462 (*U.S.C., title 2, sec. 143; act Feb. 28, 1933, 47 Stat., p. 1361*).

Est. 1935, \$1,462

App. 1934, \$1,000

By objects	Obligations		
	Estimate, 1935	Estimate, 1934	Actual, 1933
32 Trees, shrubbery.....	\$1,050	\$672	\$502
Fertilizer and grass seed.....	200	100	280
Removing and planting trees.....	250	250	-----
Miscellaneous labor.....	-----	-----	182
Total obligations.....	1,500	1,022	964
Deduct legislative reductions.....	38	38	27
Net total obligations.....	1,462	984	937
Estimated savings and unobligated balances.....	-----	16	63
Total estimate or appropriation.....	1,462	1,000	1,000

For necessary expenditures for the Library Building under the jurisdiction of the Architect of the Capitol, including minor improvements, maintenance, repair, equipment, supplies, material, and appurtenances, and personal and other services in connection with the mechanical and structural maintenance of such building, **[\$17,750]** \$39,640 (*U.S.C., title 2, sec. 143; act Feb. 28, 1933, 47 Stat., p. 1361*).

Est. 1935, \$39,640

App. 1934, \$17,750

By objects	Obligations		
	Estimate, 1935	Estimate, 1934	Actual, 1933
02 Supplies and materials.....	\$6,000	\$6,000	\$6,008
12 Repairs and alterations.....	28,000	6,000	5,416
13 Special and miscellaneous current expenses.....	1,000	1,000	61
30 Equipment.....	5,000	5,000	1,628
Total obligations.....	40,000	18,000	13,113
Deduct legislative reductions.....	360	533	176
Net total obligations.....	39,640	17,467	12,937
Estimated savings and unobligated balances.....	-----	283	563
Total estimate or appropriation.....	39,640	17,750	13,500

For furniture, including partitions, screens, shelving, and electrical work pertaining thereto and repairs thereof, **[\$10,000]** \$38,965 (*U.S.C., title 2, sec. 141; act Feb. 28, 1933, 47 Stat., p. 1361*).

Est. 1935, \$38,965

App. 1934, \$10,000

By objects	Obligations		
	Estimate, 1935	Estimate, 1934	Actual, 1933
30 Floor coverings.....	\$500	\$400	\$2,044
Miscellaneous furniture and repairs.....	5,500	4,022	6,287
Office equipment and repairs.....	2,000	2,000	1,664
Awnings.....	2,000	1,000	-----
Shelves and lockers.....	1,000	1,000	-----
Cafe.....	1,000	800	-----
Partitions.....	2,000	800	-----
Extension of map division stack.....	25,000	-----	-----
Total obligations.....	39,000	10,022	9,995
Deduct legislative reductions.....	35	33	-----
Net total obligations.....	38,965	9,989	9,995
Estimated savings and unobligated balances.....	-----	11	5
Total estimate or appropriation.....	38,965	10,000	10,000

Total, Library Building and Grounds:

Estimate 1935, **\$122,115**Appropriated 1934, **\$71,580***Annex, Library of Congress—*

For completion of the addition to the Library of Congress building under the provisions of the Act entitled "An Act to provide for the construction and equipment of an annex to the Library of Congress," approved June 13, 1930 (46 Stat., p. 583), \$325,000, to be immediately available and to remain available until expended (*act Feb. 28, 1933, 47 Stat., p. 1361*).

Appropriated 1934, **\$325,000**

By objects	Obligations		
	Estimate, 1935	Estimate, 1934	Actual, 1933
32 Construction of buildings, demolition of buildings, care of buildings under the Joint Commission to Acquire a Site and Additional Buildings for the Library of Congress.....	-----	\$538,888	\$762,527
Deduct legislative reductions.....	-----	788	1,687
Grand total obligations.....	-----	538,100	760,840
1932 appropriation obligated in 1933.....	-----	-----	-612,527
1932 appropriation obligated in 1934.....	-----	-211,388	-----
1933 appropriation obligated in 1934.....	-----	-2,500	+2,500
Net total obligations.....	-----	324,212	150,813
Estimated savings and unobligated balances.....	-----	788	1,687
Total estimate or appropriation.....	-----	325,000	152,500

National Industrial Recovery, Annex, Library of Congress—

By objects	Obligations		
	Estimate, 1935	Estimate, 1934	Actual, 1933
32 Construction of annex under the Joint Commission to Acquire a Site and Additional Buildings for the Library of Congress.....	-----	\$2,800,000	-----
Deduct legislative reductions.....	-----	2,250	-----
Net total obligations.....	-----	2,797,750	-----
Estimated savings and unobligated balances.....	-----	+2,250	-----
Received by transfer from Federal Emergency Administration of Public Works.....	-----	-2,800,000	-----
Total estimate or appropriation.....	-----	-----	-----

New Conservatories, Botanic Garden—

By objects	Obligations		
	Estimated 1935	Estimated 1934	Actual, 1933
32 Construction of conservatories, buildings.....	-----	\$56,296	\$293,722
Deduct legislative reductions.....	-----	578	1,373
Net total obligations.....	-----	55,718	292,349
1932 appropriation obligated in 1933.....	-----	-----	-293,722
1932 appropriation obligated in 1934.....	-----	-56,296	-----
Estimated savings and unobligated balances.....	-----	578	1,373
Total estimate or appropriation.....	-----	-----	-----

Refrigerating Apparatus, Capitol, Senate, and House Office Buildings—

30 Equipment: Obligations—1933, \$2,235; 1919 appropriation obligated in 1933, -\$2,235.

Total under Architect of the Capitol, annual appropriations, general fund:

Estimate 1935, **\$1,369,594**Appropriated 1934, **\$1,590,315**

BOTANIC GARDEN

Salaries, Botanic Garden—

Salaries: For the director and other personal services, **[\$85,000] \$85,500**; all under the direction of the Joint Committee on the Library; *Provided*, That the quarters, heat, light, fuel, and telephone service heretofore furnished for the director's use in the Botanic Garden shall not be regarded as a part of his salary or compensation, and such allowances may continue to be so furnished without deduction from his salary or compensation notwithstanding the provisions of section 3 of the Act of March 5, 1928 [(U.S.C., title 5, sec. 678)] (U.S.C., Supp. VI, title 5, sec. 75a), or any other law (U.S.C., Supp. VI, title 5, secs. 75a, 75b; act Feb. 28, 1933, 47 Stat., p. 1362).

Estimate 1935, **\$85,500**Appropriated 1934, **\$85,000**

By objects	Obligations					
	Estimated 1935		Estimated 1934		Actual, 1933	
PERSONAL SERVICES	Posi- tions	Av. salary	Posi- tions	Av. salary	Posi- tions	Av. salary
Professional service:	1	\$5,200	1	\$5,200	1	\$5,200
Grade 5. Director.....	1	3,200	1	3,200	1	3,200
Subprofessional service:	1	2,000	1	2,000	1	2,000
Grade 8. Assistant director.....	2	1,980	2	1,980	2	1,980
Grade 6. Senior foreman gardener.....	8	1,740	8	1,740	8	1,740
Grade 5. Foreman gardener.....	3	1,520	3	1,520	3	1,520
Grade 4. Head gardener.....	6	1,440	6	1,440	6	1,440
Grade 3. Gardener.....	1	2,200	1	2,200	1	2,200
Grade 2. Assistant gardener.....	1	1,620	1	1,620	1	1,620
Clerical, administrative, and fiscal service:	2	1,620	2	1,620	2	1,620
Grade 5. Chief clerk.....	1	1,440	1	1,440	1	1,440
Grade 3. Assistant clerk.....	2	1,620	2	1,620	2	1,620
Grade 2. Junior clerk.....	1	1,440	1	1,440	1	1,440
Grade 1. Under clerk.....	5	1,788	5	1,788	4.5	1,791
Custodial service:	3	1,500	3	1,500	1.5	750
Grade 6. Mechanic.....	1	1,560	1	1,560	1	1,560
Grade 5. Mechanic.....	4	1,320	4	1,320	21	1,309
Grade 4. Assistant foreman of laborers.....	19	1,200	19	1,200	1	1,200
Grade 3. Skilled laborer.....	1	822	1	822	1	822
Grade 2. Junior laborer.....	1	822	1	822	1	822
Charwoman.....	57	92,082	57	92,082	55	87,552
Total permanent.....		2,918				3,098
Temporary employees.....						
All personal services.....		95,000		92,082		90,650
Deduct savings.....				7,082		
Deduct legislative reductions.....		9,500		5,670		9,105
01 Personal services (net).....		85,500		79,330		81,545
Estimated savings and unobligated bal- ances.....				5,670		18,455
Total estimate or appropriation.....		85,500		85,000		100,000

Maintenance, Botanic Garden—

Maintenance, operation, repairs, and improvements: For all necessary expenses incident to maintaining, operating, repairing, and improving the Botanic Garden, and the nurseries, buildings, grounds, and equipment pertaining thereto, including procuring fertilizers, soils, tools, trees, shrubs, plants, and seeds; materials and miscellaneous supplies, including rubber boots and aprons when required for use by employees in connection with their work; not to exceed \$25 for emergency medical supplies; disposition of waste; traveling expenses of the director and his assistants not to exceed **[\$500] \$975**; street-car fares not exceeding \$25; office equipment and contingent expenses; the prevention and eradication of insect and other pests and plant diseases by purchase of materials and procurement of personal services by contract without regard to the provisions of any other Act; repair, maintenance, [and] operation and exchange of motor trucks and passenger motor vehicle; purchase of botanical books, periodicals, and books of reference, not to exceed \$100; repairs and improvements to director's residence; and all other necessary expenses; all under the direction of the Joint Committee on the Library; **[\$28,725] \$75,000** (act Feb. 28, 1933, 47 Stat., p. 1362).

Estimate 1935, **\$75,000**Appropriated 1934, **\$28,725**

By objects	Obligations		
	Estimate, 1935	Estimate, 1934	Actual, 1933
02 Supplies and materials.....	\$5,100	\$3,600	\$3,748
06 Travel expenses.....	1,000	525	995
07 Transportation of things.....	2,700	2,700	2,634
12 Repairs and alterations.....	6,000	4,420	3,634
30 Equipment.....	30,200	14,480	26,218
32 Care and maintenance of Poplar Point nurseries.....	30,000	3,000	2,513
Total.....	75,000	28,725	39,742

The sum of **[\$100] \$300** may be expended at any one time by the Botanic Garden for the purchase of plants, trees, shrubs, and other nursery stock, without reference to section 3709 of the Revised Statutes (U. S. C., title 41, sec. 5) (act Feb. 28, 1933, 47 Stat., p. 1362).

No part of the appropriations contained herein for the Botanic Garden shall be used for the distribution, by congressional allotment, of trees, plants, shrubs, or other nursery stock (*same act*).

Total, Botanic Garden, annual appropriations, general fund:

Estimate 1935, **\$160,500**Appropriated 1934, **\$113,725**

LIBRARY OF CONGRESS

SALARIES

Salaries, Library of Congress—

For the Librarian, Chief Assistant Librarian, and other personal services, **[\$773,360] \$795,650**, of which amount \$5,310, or so much thereof as may be necessary, shall be immediately available for the salaries of additional assistants in the Rare Book Room (U.S.C., title 2, secs. 136, 140, 141; U.S.C., Supp. VI, title 2, sec. 136a; act Feb. 28, 1933, 47 Stat., p. 1362).

Est. 1935, **\$795,650**App. 1934, **\$773,360**

By objects	Obligations					
	Estimate, 1935		Estimate, 1934		Actual, 1933	
PERSONAL SERVICES	Posi- tions	Av. salary	Posi- tions	Av. salary	Posi- tions	Av. salary
Professional and scientific service:	1	\$10,000	1	\$10,000	1	\$10,000
Grade 9. Librarian of Congress.....	1	7,500	1	7,500	1	7,500
Grade 7. Chief assistant librarian.....	3	5,867	3	5,867	3	5,867
Grade 6. Chief librarian.....	10	4,920	10	4,920	10	4,920
Grade 5. Senior librarian.....	1	4,600	1	4,600	1	4,600
Senior librarian (European rep- resentative).....	4	4,000	4	4,000	4	4,000
Grade 4. Librarian.....	16	3,350	16	3,350	16	3,350
Grade 3. Associate librarian.....	1	3,200				
Associate librarian (submitted).....	68	2,745	59	2,745	59	2,744
Grade 2. Assistant librarian.....	31	2,153	40	2,153	38	2,155
Grade 1. Junior librarian.....	2	2,000				
Junior librarian (submitted).....	2	2,450	2	2,450	2	2,450
Subprofessional service:	12	2,108	12	2,108	12	2,108
Grade 7. Principal library assistant.....	33	1,875	33	1,854	31	1,871
Grade 6. Senior library assistant.....	1	1,800				
Library assistant (submitted).....	31	1,737	31	1,737	34	1,740
Grade 4. Junior library assistant.....	1	1,620				
Junior library assistant (sub- mitted).....	28	1,585	28	1,585	28	1,528
Grade 3. Under library assistant.....	63	1,424	63	1,424	63	1,365
Grade 2. Minor library assistant.....	7	1,260				
Minor library assistant (sub- mitted).....	7	1,020	7	1,020	7	1,020
Grade 1. Library aid.....	1	5,000	1	5,000	1	5,000
Clerical, administrative, and fiscal service:	1	3,700	1	3,700	1	3,700
Grade 12. Administrative officer.....	1	3,000	1	3,000	1	3,000
Grade 9. Senior administrative assistant.....	2	2,800	2	2,800	2	2,800
Grade 8. Junior administrative assistant.....	3	2,166	3	2,166	3	2,166
Grade 6. Principal clerk.....	16	1,968	16	1,968	16	1,934
Grade 5. Senior clerk.....	13	1,757	13	1,757	13	1,757
Grade 3. Assistant clerk.....	16	1,612	16	1,612	16	1,592
Grade 2. Junior clerk.....	1	1,680	1	1,680	1	1,680
Junior photographer.....	8	1,408	8	1,408	8	1,408
Grade 1. Under clerk.....	1	1,380	1	1,380	1	1,380
Under photographer.....	1	1,380	1	1,380	1	1,380
Custodial service:	1	1,380	1	1,380	1	1,380
Grade 4. Senior guard.....	4	1,475	4	1,475	4	1,475
Grade 3. Guard.....	21	1,364	21	1,364	21	1,314
Messenger (submitted).....	4	1,200				
Grade 1. Junior messenger.....	2	600	2	600	2	600
Total permanent.....	418	894,055	402	843,663	401	838,970
Deduct legislative reductions.....		88,405		126,542		88,671
01 Personal services (net).....		795,650		717,121		750,299
Estimated savings and unobligated balance.....				56,239		91,746
Total estimate or appropriation.....		795,650		773,360		842,045

For the Register of Copyrights, assistant register, and other personal services, **[\$228,600] \$224,496** (U.S.C., title 2, secs. 136, 140, 141; title 17, sec. 48; Feb. 28, 1933, 47 Stat., p. 1362).

Est. 1935, **\$224,496**App. 1934, **\$228,600**

Salaries, Library of Congress—Continued.

By objects	Obligations					
	Estimate, 1935		Estimate, 1934		Actual, 1933	
	Posi- tions	Av. salary	Posi- tions	Av. salary	Posi- tions	Av. salary
PERSONAL SERVICES						
Professional and scientific service:						
Grade 3. Associate attorney.....	1	\$3,700	1	\$3,700	1	\$3,700
Grade 2. Assistant attorney.....	1	3,200	1	3,200	1	3,200
Subprofessional service:						
Grade 7. Principal library assistant.....	1	2,500	1	2,500	1	2,500
Grade 6. Senior library assistant.....	5	2,100	5	2,100	5	2,100
Grade 5. Library assistant.....	4	1,830	4	1,830	4	1,830
Grade 4. Junior library assistant.....	5	1,632	5	1,632	5	1,632
Grade 3. Under library assistant.....	12	1,570	12	1,570	12	1,570
Clerical, administrative, and fiscal service:						
Grade 13. Senior administrative officer.....	1	5,600	1	5,600	1	5,600
Grade 10. Junior administrative officer.....	1	3,500	1	3,500		
Grade 8. Administrative assistant.....	1	3,200	1	3,200	1	3,200
Grade 7. Junior administrative assistant.....	3	2,900	3	2,900	3	2,900
Grade 6. Principal clerk.....	9	2,528	9	2,528	9	2,528
Grade 5. Senior clerk.....	6	2,217	6	2,217	5.5	2,206
Grade 4. Clerk.....	11	1,954	11	1,954	11	1,954
Grade 3. Assistant clerk.....	37	1,772	37	1,772	37	1,772
Grade 2. Junior clerk.....	23	1,601	23	1,601	23	1,601
Grade 1. Underclerk.....	9	1,380	9	1,380	9	1,380
Custodial service:						
Grade 3. Messenger.....	1	1,200	1	1,200	1	1,200
Grade 1. Junior messenger.....	1	600	1	600	1	600
Total permanent.....	132	249,440	132	249,398	130.5	244,834
Deduct legislative reductions.....		24,494		37,407		25,717
01 Personal services (net).....		224,496		211,991		219,117
Estimated savings and unobligated balance.....				16,609		30,263
Total estimate or appropriation.....		224,496		228,600		249,380

LEGISLATIVE REFERENCE SERVICE

To enable the Librarian of Congress to employ competent persons to gather, classify, and make available, in translations, indexes, digests, compilations, and bulletins, and otherwise, data for or bearing upon legislation, and to render such data serviceable to Congress and committees and Members thereof, including not to exceed \$5,700 for employees engaged on piecework and work by the day or hour at rates to be fixed by the Librarian, **[\$68,365]** \$67,932 (U.S.C., title 2, secs. 136, 140, 141, 150; act Feb. 28, 1933, 47 Stat., p. 1362).

Est. 1935, \$67,932

App. 1934, \$68,365

By objects	Obligations					
	Estimate, 1935		Estimate, 1934		Actual, 1933	
	Posi- tions	Av. salary	Posi- tions	Av. salary	Posi- tions	Av. salary
PERSONAL SERVICES						
Professional and scientific service:						
Grade 6. Senior Librarian.....	1	\$6,000	1	\$6,000	1	\$6,000
Grade 5. Attorney.....	2	4,800	2	4,800	2	4,800
Grade 3. Associate librarian.....	5	3,300	5	3,300	5	3,300
Grade 2. Assistant librarian.....	2	2,700	2	2,700	2	2,700
Grade 1. Junior librarian.....	1	2,500	1	2,500	1	2,500
Subprofessional service:						
Grade 6. Senior library assistant.....	1	2,200	1	2,200	1	2,200
Grade 5. Library assistant.....	2	1,830	2	1,830	2	1,830
Grade 4. Junior library assistant.....	3	1,720	3	1,720	3	1,720
Grade 3. Under library assistant.....	4	1,485	4	1,485	3.5	1,485
Clerical, administrative, and fiscal service:						
Grade 6. Principal clerk-stenographer.....	1	2,300	1	2,300	1	2,300
Grade 4. Photographer.....	1	2,160	1	2,160	1	2,160
Grade 3. Senior stenographer.....	2	1,770	2	1,770	1.5	1,770
Grade 1. Under clerk.....	1	1,440	1	1,440	0.5	1,440
Total permanent.....	26	69,780	26	68,836	24.5	64,158
Special, temporary, and miscellaneous service:						
5 to 7 employees.....		5,700		5,700		3,338
All personal services.....		75,480		74,536		67,496
Deduct legislative reductions.....		7,548		11,098		6,959
01 Personal services (net).....		67,932		63,438		60,537
Estimated savings and unobligated balance.....				4,927		6,963
Total estimate or appropriation.....		67,932		68,365		67,500

DISTRIBUTION OF CARD INDEXES

For the distribution of card indexes and other publications of the Library, including personal services, freight charges (not exceeding \$500), expressage, postage, traveling expenses connected with such distribution, expenses of attendance at meetings when incurred on the written authority and direction of the Librarian, and including not to exceed **[\$53,625]** \$52,650 for employees engaged in piecework and work by the day or hour and for extra special services of regular employees at rates to be fixed by the Librarian; in all, **[\$165,265]** \$163,647 (U.S.C., title 2, secs. 136, 140, 141, 150; act Feb. 28, 1933, 47 Stat., pp. 1362-1363).

Est. 1935, \$163,647

App. 1934, \$165,265

By objects	Obligations					
	Estimate, 1935		Estimate, 1934		Actual, 1933	
	Posi- tions	Av. salary	Posi- tions	Av. salary	Posi- tions	Av. salary
PERSONAL SERVICES						
Professional and scientific service:						
Grade 5. Librarian.....	1	\$5,400	1	\$5,400	1	\$5,400
Grade 3. Associate librarian.....	2	3,200	2	3,200	1	3,200
Grade 2. Assistant librarian.....	6	2,766	6	2,766	5	2,680
Grade 1. Junior librarian.....	8	2,275	8	2,275	6	2,250
Subprofessional service:						
Grade 6. Senior library assistant.....	3	2,000	3	2,000	3	2,000
Grade 5. Library assistant.....	12	1,965	12	1,965	14	1,876
Grade 4. Junior library assistant.....	3	1,650	3	1,650	2	1,620
Grade 3. Under library assistant.....	3	1,620	3	1,620	2	1,500
Grade 2. Minor library assistant.....	10	1,432	10	1,432	3	1,440
Grade 1. Library aid.....	4	1,110	4	1,110		
Clerical, administrative, and fiscal service:						
Grade 4. Clerk.....	2	1,200	2	1,200	2	1,200
Grade 3. Assistant clerk.....	2	1,800	2	1,800	2	1,800
Grade 1. Under clerk.....	5	1,400	5	1,400	13	1,335
Custodial service:						
Grade 3. Messenger.....	3	1,320	3	1,320	7	1,243
Total permanent.....	64	123,330	64	121,801	61	111,500
Special, temporary and miscellaneous service, including work by the hour.....		58,500		58,500		58,500
All personal services.....		181,830		180,301		170,000
Deduct legislative reductions.....		18,183		27,044		18,250
01 Personal services (net).....		163,647		153,257		151,750
Estimated savings.....				12,008		18,250
Total estimate or appropriation.....		163,647		165,265		170,000

¹ Exceeds average of the grade through Brookhart Act.

TEMPORARY SERVICES

For special and temporary service, including extra special services of regular employees, at rates to be fixed by the Librarian, **[\$2,750]** \$2,700 (U. S. C., title 2, secs. 140, 141; act Feb. 28, 1933, 47 Stat., p. 1363).

Est. 1935, \$2,700

App. 1934, \$2,750

By objects	Obligations					
	Estimate, 1935		Estimate, 1934		Actual, 1933	
	Posi- tions	Av. salary	Posi- tions	Av. salary	Posi- tions	Av. salary
During the fiscal year ending June 30, 1933, the following number of persons were employed at the rates of compensation indicated below:						
Assistants.....per annum.....					6	\$12-2,000
Assistants.....per month.....					1	392
Assistants.....per hour.....					13	0.64-0.92
Agreed price for a certain piece of work.....					1	100
					1	500
Total number of employees.....					22	
Total salaries.....		\$3,000		\$3,000		\$2,878
Deduct legislative reductions.....				450		402
01 Personal services (net).....		3,000		2,550		2,476
Estimated savings and unobligated balance.....		300		200		524
Total estimate or appropriation.....		2,700		2,750		3,000

NOTE.—It is not feasible at this time to estimate the number of persons to be employed and the rate of compensation for each. The number increases and diminishes as necessity requires.

INDEX TO STATE LEGISLATION

Index to State Legislation, Library of Congress—

To enable the Librarian of Congress to prepare an index to the legislation of the several States, together with a supplemental digest of the more important legislation, as authorized and directed by the Act entitled "An Act providing for the preparation of a biennial index to State legislation," approved February 10, 1927 (U. S. C., Supp. [V] VI, title 2, secs. 164, 165), including personal and other services within and without the District of Columbia including not to exceed \$2,500 for special and temporary service at rates to be fixed by the Librarian, travel, necessary material and apparatus, and for printing and binding the indexes and digests of State legislation for official distribution only, and other printing and binding incident to the work of compilation, stationery, and incidentals, **[\$30,915] \$36,834, of which \$6,700 shall be immediately available for printing and binding; and in addition the unexpended balance of the appropriation for this purpose for the fiscal year [1933] 1934 is reappropriated for the fiscal year [1934] 1935 (U. S. C., Supp. VI, title 2, secs. 164, 165; act Feb. 28, 1933, 47 Stat., p. 1363).**

Est. 1935, \$36,834

App. 1934, \$30,915

By objects	Obligations					
	Estimate, 1935		Estimate, 1934		Actual, 1933	
	Posi- tions	Av. salary	Posi- tions	Av. salary	Posi- tions	Av. salary
PERSONAL SERVICES						
Professional and scientific service:						
Grade 5. Librarian.....	1	\$4,800	1	\$4,800	1	\$4,800
Grade 3. Associate librarian.....	2	3,250	2	3,250	2	3,250
Grade 2. Assistant librarian.....	4	2,750	4	2,750	2.6	2,750
Subprofessional service:						
Grade 6. Senior library assistant.....	1	2,200	1	2,200	1	2,200
Grade 5. Library assistant.....	1	1,920	1	1,920	0.4	1,920
Clerical, administrative, and fiscal service:						
Grade 3. Assistant clerk.....	2	1,650	2	1,650	1.5	1,650
Total permanent.....	11	30,760	11	30,965	8.5	23,904
Special and temporary services.....		2,500		2,500		905
All personal services.....		33,260		33,465		24,809
Deduct legislative reductions.....		3,326		4,950		2,689
01 Personal services (net).....		29,934		28,515		22,120
OTHER OBLIGATIONS						
13 Special and miscellaneous expenses.....		6,900		200		191
Grand total obligations.....		36,834		28,715		22,311
Estimated savings.....				2,200		2,689
Total estimate or appropriation.....		36,834		30,915		25,000

SUNDAY OPENING

To enable the Library of Congress to be kept open for reference use on Sundays and on holidays within the discretion of the Librarian, including the extra services of employees and the services of additional employees under the Librarian, at rates to be fixed by the Librarian, \$16,200 (U.S.C., title 2, secs. 140, 141; act Feb. 28, 1933, 47 Stat., p. 1363).

Est. 1935, \$16,200

App. 1934, \$18,000

By objects	Obligations					
	Estimate, 1935		Estimate, 1934		Actual, 1933	
	Posi- tions	Av. salary	Posi- tions	Av. salary	Posi- tions	Av. salary
PERSONAL SERVICES						
In charge.....per diem.....	1	\$7.00	1	\$7.00	1	\$7.00
Assistant.....do.....	1	4.50	1	4.50	1	4.50
Assistant.....do.....	1	4.00	1	4.00	1	4.00
Assistant.....do.....	1	3.75	1	3.75	1	3.75
Assistant.....do.....	1	3.50	1	3.50	1	3.50
Assistant.....do.....	2	3.00	2	3.00	2	3.00
Assistant.....do.....	2	2.50	2	2.50	2	2.50
Assistant.....do.....	50	2.50- 11.00	50	2.50- 11.00	50	2.50- 11.00
Total permanent.....	59	18,000	59	18,000	59	17,765

¹ Serve five-eighths of a day.*Index to State Legislation, Library of Congress—Continued.*

By objects	Obligations					
	Estimate, 1935		Estimate, 1934		Actual, 1933	
	Posi- tions	Av. salary	Posi- tions	Av. salary	Posi- tions	Av. salary
PERSONAL SERVICES—continued						
Deduct legislative reductions.....		\$1,800		\$2,700		\$688
01 Personal services (net).....		16,200		15,300		17,077
Estimated savings and unobligated balance.....				2,700		923
Total estimate or appropriation.....		16,200		18,000		18,000

NOTE.—The basis of the compensation is the rate paid for the particular position on the regular roll. The above is the maximum number employed at any one time. This number decreases when the need of the service permits.

UNION CATALOGUES

Union Catalogues, Library of Congress—

To continue the development and maintenance of the Union Catalogues, including personal services within and without the District of Columbia (and not to exceed \$1,400 for special and temporary service, including extra special services of regular employees, at rates to be fixed by the Librarian), travel, necessary material and apparatus, stationery, photostat supplies, and incidentals, **[\$18,335] \$21,700 (act Feb. 28, 1933, 47 Stat., p. 1363).**

Est. 1935, \$21,700

App. 1934, \$18,335

By objects	Obligations					
	Estimate, 1935		Estimate, 1934		Actual, 1933	
	Posi- tions	Av. salary	Posi- tions	Av. salary	Posi- tions	Av. salary
PERSONAL SERVICES						
Professional and scientific service:						
Grade 5. Senior librarian.....	1	\$4,600	1	\$4,600	1	\$4,600
Grade 2. Assistant librarian.....	1	2,600	1	2,600	1	2,600
Grade 1. Junior librarian.....	1	2,000	1	2,000	1	2,000
Subprofessional service:						
Grade 5. Library assistant.....	4	1,800	4	1,800	4	1,800
Grade 4. Junior library assistant.....	3	1,620	0.5	1,620	0.5	1,620
Grade 2. Minor library assistant.....	1	1,260	1	1,260	1	1,260
Clerical, administrative and fiscal service:						
Grade 2. Junior clerk.....	1	1,440	1	1,440	1	1,440
Total permanent.....	12	21,600	9.5	17,600	9.5	19,966
Special and temporary service.....		1,400		1,400		
All personal services.....		23,000		19,000		19,966
Deduct legislative reductions.....		2,300		3,000		2,116
01 Personal services (net).....		20,700		16,000		17,850
OTHER OBLIGATIONS						
13 Special and miscellaneous expenses.....		1,000		1,000		
Grand total obligations.....		21,700		17,000		17,850
Estimated savings and unobligated balance.....				1,335		2,150
Total estimate or appropriation.....		21,700		18,335		20,000

Total, salaries, etc., Library of Congress (exclusive of building):

Estimate 1935, **\$1,329,159**Appropriated 1934, **\$1,305,590**

INCREASE OF THE LIBRARY

Increase of Library of Congress—

For purchase of books, miscellaneous periodicals and newspapers, and all other material for the increase of the Library, including payment in advance for subscription books and society publications, and for freight, commissions, and traveling expenses, including expenses of attendance at meetings when incurred on the written authority and direction of the Librarian in the interest of collections, and all other expenses incidental to the acquisition of books, miscellaneous periodicals and newspapers, and all other material for the increase of the Library, by purchase, gift, bequest, or exchange, to continue available during the fiscal year **[1935,**

\$100,000] 1936, \$130,000 (U.S.C., title 2, secs. 131, 135; act Feb. 28, 1933, 47 Stat., p. 1363).

Est. 1935, \$130,000

App. 1934, \$100,000

By objects	Obligations		
	Estimate, 1935	Estimate, 1934	Actual, 1933
3021 Books, periodicals, and newspapers.....	\$127,000	\$97,800	\$98,024
07 Transportation of things (service).....	2,000	1,200	1,200
06 Travel expenses.....	1,000	1,000	776
Total estimate or appropriation.....	130,000	100,000	100,000
Increase for 1935 over 1934: To restore reduction made in 1933 appropriation, \$30,000.			

For the purchase of books and for periodicals for the law library, including payment for legal society publications and for freight, commissions, and all other expenses incidental to the acquisition of law books, \$50,000 (*same acts*).

Est. 1935, \$50,000

App. 1934, \$50,000

3021 Books and periodicals: Obligations: 1935, \$50,000; 1934, \$50,000; 1933, \$25,000.

For purchase of new books of reference for the Supreme Court, to be a part of the Library of Congress, and purchased by the Marshal of the Supreme Court, under the direction of the Chief Justice, \$2,500 (*same acts*).

Est. 1935, \$2,500

App. 1934, \$2,500

3021 Books of reference: Obligations: 1935, \$2,500; 1934, \$2,500; 1933, \$2,500.

Books for Adult Blind, Library of Congress—

To enable the Librarian of Congress to carry out the provisions of the Act entitled "An Act to provide books for the adult blind," approved March 3, 1931 (U.S.C., Supp. [V.] VI, title 2, sec. 135a), [\$90,000] \$99,620 (U.S.C., Supp. VI, title 2, sec. 135a; act Feb. 28, 1933, 47 Stat., p. 1364).

Est. 1935, \$99,620

App. 1934, \$90,000

By objects	Obligations			
	Estimate, 1935		Estimate, 1934	
	Posi- tions	Av. salary	Posi- tions	Av. salary
PERSONAL SERVICES				
Clerical, administrative, and fiscal service: Grade 4. Assistant clerk.....	1	\$1,800	1	\$1,800
Special, temporary, and miscellaneous service.....		2,000		2,000
All personal services.....		3,800		3,800
Deduct legislative reductions.....		380		570
01 Personal services (net).....		3,420		3,230
OTHER OBLIGATIONS				
05 Communication service (telegrams).....	5		5	
06 Travel expenses.....	100		100	
07 Transportation of things (service).....	5,000		5,000	
08 Printing.....	225		225	
30 Books for the blind.....	90,870		80,870	
Total other obligations.....		96,200		86,200
Grand total obligations.....		99,620		89,430
Estimated savings.....				570
Total estimate or appropriation.....		99,620		90,000
Increase for 1935 over 1934: To restore reduction made in 1933 appropriation, \$10,000.				

Total, increase of Library of Congress:

Estimate 1935, \$282,120

Appropriated 1934, \$242,500

PRINTING AND BINDING

Printing and Binding, Library of Congress—

For miscellaneous printing and binding for the Library of Congress, including the Copyright Office, and the binding, rebinding, and repairing of library books, and for the Library Building,

\$200,000 (U.S.C., title 31, sec. 588; act Feb. 28, 1933, 47 Stat., p. 1364).

Est. 1935, \$200,000

App. 1934, \$200,000

For the publication of the Catalogue of Title Entries of the Copyright Office, \$45,000 (U.S.C., title 31, sec. 588; act Feb. 28, 1933, 47 Stat., p. 1364).

Est. 1935, \$45,000

App. 1934, \$45,000

For the printing of catalogue cards, \$120,000 (*same acts*).

Est. 1935, \$120,000

App. 1934, \$120,000

Total, printing and binding, Library of Congress:

Estimate 1935, \$365,000

Appropriated 1934, \$365,000

By objects	Obligations		
	Estimate, 1935	Estimate, 1934	Actual, 1933
Miscellaneous printing and binding for the Library of Congress, including the Copyright Office, and the binding, rebinding, and repairing of library books, and for the Library Building.....	\$200,000	\$200,000	\$190,000
Publication of the Catalogue of Title Entries of the Copyright Office.....	45,000	45,000	50,000
Printing of catalogue cards.....	120,000	120,000	120,000
08 Total estimate or appropriation.....	365,000	365,000	360,000

CONTINGENT EXPENSES OF THE LIBRARY

Contingent Expenses, Library of Congress—

For miscellaneous and contingent expenses, stationery, office supplies, stock, and materials directly purchased, miscellaneous traveling expenses, postage, transportation, incidental expenses connected with the administration of the Library and Copyright Office, including not exceeding \$500 for expenses of attendance at meetings when incurred on the written authority and direction of the Librarian, \$9,000 (U.S.C., title 2, sec. 131; act Feb. 28, 1933, 47 Stat., p. 1364).

Est. 1935, \$9,000

App. 1934, \$9,000

For paper, chemicals, and miscellaneous supplies necessary for the operation of the photoduplicating machines of the Library and the making of photoduplicate prints, \$5,000 (*same acts*).

Est. 1935, \$5,000

App. 1934, \$5,000

Total, contingent expenses, Library of Congress:

Estimate 1935, \$14,000

Appropriated 1934, \$14,000

By objects	Obligations		
	Estimate, 1935	Estimate, 1934	Actual, 1933
SUPPLIES AND MATERIALS:			
0200 Stationery and office supplies.....	\$7,060	\$7,060	\$7,549
0204 Photostat supplies.....	5,000	5,000	5,060
0280 Sundry supplies.....	75	75	75
02 Total supplies and materials.....	12,135	12,135	12,684
COMMUNICATION SERVICE:			
0500 Telegraphic service.....	40	40	36
0510 Telephone service.....	30	30	37
0520 Other communication service (postage).....	1,020	1,020	910
0521 Postal service.....	20	20	20
05 Total communication service.....	1,110	1,110	1,003
TRAVEL EXPENSES:			
0600 Travel expenses.....	500	500	
0610 Street car tokens.....	240	240	240
06 Total travel expenses.....	740	740	240
07 Transportation of things (service).....	15	15	13
Grand total.....	14,000	14,000	13,940
Unobligated balance.....			+60
Total estimate or appropriation.....	14,000	14,000	14,000

LIBRARY BUILDING

Care and Maintenance, Library of Congress—

Salaries: For the superintendent, disbursing officer, and other personal services, in accordance with the Classification Act of 1923, as amended, **[\$151,145]** \$145,640 (*act Feb. 28, 1933, 47 Stat., p. 1364*).

Est. 1935, \$145,640

App. 1934, \$151,145

By objects	Obligations					
	Estimate, 1935		Estimate, 1934		Actual, 1933	
	Posi- tions	Av. salary	Posi- tions	Av. salary	Posi- tions	Av. salary
PERSONAL SERVICES						
Clerical, administrative, and fiscal service:						
Grade 9. Disbursing Officer.....	1	\$3,500	1	\$3,500	1	\$3,500
Superintendent, Library Building.....	1	3,400	1	3,400	1	3,400
Grade 7. Chief clerk (disbursing office).....	1	2,800	1	2,800	1	2,800
Grade 5. Purchasing agent and assistant superintendent of building.....	1	2,200	1	2,200	1	2,200
Grade 4. Clerk (trust and gift funds).....	1	1,920	1	1,920	1	1,920
Grade 3. Assistant clerk.....	4	1,710	4	1,710	3	1,740
Grade 2. Junior clerk.....	1	1,500	1	1,500	1	1,500
Junior clerk-stenographer.....	1	1,440	1	1,440	1	1,440
Grade 1. Underclerks.....	3	1,360	3	1,360	3	1,360
Under operator (telephone).....	3	1,340	3	1,340	2	1,380
Custodial service:						
Grade 7. Assistant farm steward (chief of laborers).....	1	1,920	1	1,920	1	1,920
Grade 6. Head guard.....	1	1,860	1	1,860	1	1,860
Grade 5. Assistant foreman of laborers.....	1	1,500	1	1,500	1	1,500
Grade 4. Senior guard.....	2	1,320	2	1,320	2	1,320
Grade 3. Guard.....	32	1,264	32	1,264	32	1,264
Senior laborer.....	2	1,380	2	1,380	2	1,380
Under domestic attendant (laundress).....	2	1,290	2	1,290	2	1,290
Minor mechanic (chauffeur).....	2	1,440	2	1,440	2	1,440
Grade 2. Junior laborer.....	23	1,174	23	1,174	23	1,174
Subordinate mechanic (elevator operators & book cleaners &) Minor domestic attendant.....	11	1,189	11	1,189	11	1,189
Junior laborer (head char- women, 55 cents an hour).....	2	845	2	847	2	845
Junior laborer (charwomen, 50 cents an hour).....	58	461	58	462	58	461
Grade 1. Junior messenger (parcel check- er).....	4	600	4	600	4	600
Total permanent.....	160	161,822	160	151,145	158	156,713
Deduct legislative reductions.....		16,182		10,781		14,327
01 Personal services (net).....		145,640		140,364		142,386
Estimated savings and unobligated balance.....				10,781		19,436
Total estimate or appropriation.....		145,640		151,145		161,822

For extra services of employees and additional employees under the Librarian to provide for the opening of the Library Building on Sundays and on legal holidays, at rates to be fixed by the Librarian, **[\$4,000]** \$3,600 (*same act*).

Est. 1935, \$3,600

App. 1934, \$4,000

By objects	Obligations					
	Estimate, 1935		Estimate, 1934		Actual, 1933	
	Posi- tions	Av. salary	Posi- tions	Av. salary	Posi- tions	Av. salary
PERSONAL SERVICES						
(1933, 58 days; 1934, 57 days; 1935, 58 days.)						
Salaries:						
Telephone operator.....	2	\$3.50	2	\$3.50	2	\$3.50
Captain or lieutenant of guard.....	1	4.17	1	4.17	1	4.17
Guard.....	5	3.33	5	3.33	5	3.33
Attendant.....	1	3.00	1	3.00	1	3.00
Check boy.....	2	1.67	2	1.67	2	1.67
Head charwoman.....	1	1.65	1	1.65	1	1.65
Charwomen.....	12	1.50	12	1.50	12	1.50
Miscellaneous temporary labor.....	1		1			
Wages:						
Elevator conductor.....	2	3.00	2	3.00	2	3.00
Skilled laborer.....	1	3.33	1	3.33	1	3.33
Laborer.....	1	3.00	1	3.00	1	3.00
Miscellaneous temporary labor.....	1		1			
Total permanent.....	30	4,000	30	4,000	28	3,629
Deduct legislative reductions.....		400		600		137
01 Personal services (net).....		3,600		3,400		3,492
Estimated savings and unobligated balance.....				600		1,008
Total estimate or appropriation.....		3,600		4,000		4,500

For special and temporary services in connection with the custody, care, and maintenance of the Library Building, including extra special services of regular employees at the discretion of the Librarian, at rates to be fixed by the Librarian, **[\$500]** \$450 (*act Feb. 28, 1933, 47 Stat., p. 1364*).

Est. 1935, \$450

App. 1934, \$500

By objects	Obligations			
	Estimate, 1935		Estimate, 1934	
	Posi- tions	Av. salary	Posi- tions	Av. salary
PERSONAL SERVICES				
Salaries:				
Additional check boys.....				2 \$11
Additional attendants.....				2 72
Additional guards.....				4 16
Wages:				
Additional laborer.....				1 138
Other personal services.....		500		500
Total temporary.....		500		500
Deduct legislative reductions.....		50		50
01 Personal services (net).....		450		450
Estimated savings and unobligated balance.....				50
Total estimate or appropriation.....		450		500

For mail, delivery, and telephone services, rubber boots, rubber coats, and other special clothing for workmen, uniforms for guards, stationery, miscellaneous supplies, and all other incidental expenses in connection with the custody and maintenance of the Library Building, **[\$7,000]** \$8,900 (*same act*).

Est. 1935, \$8,900

App. 1934, \$7,000

By objects	Obligations		
	Estimate, 1935	Estimate, 1934	Actual, 1933
Supplies and materials:			
0200 Stationery and office supplies.....	\$50	\$50	\$94
0205 Cleaning and toilet supplies.....	2,000	2,000	2,378
0230 Fuel.....	200	200	197
0240 Uniforms.....	1,900		1,152
0280 Sundry supplies.....	100	100	26
02 Total supplies and materials.....	4,250	2,350	3,849
Communication service:			
0510 General telephone service.....	3,200	3,200	2,901
0520 Postage.....	70	70	60
05 Total communication service.....	3,270	3,270	2,961
06 Travel expenses (street car fare).....	75	75	68
07 Transportation of things (service).....	25	25	1
12 Repairs to equipment.....	430	430	95
13 Removal of rubbish.....	250	250	203
Equipment:			
3014 Window shades.....	100	100	63
3039 Tear gas equipment.....			451
3053 Motor vehicle.....	500	500	541
30 Total equipment.....	600	600	1,055
Grand total.....	8,900	7,000	8,232
Estimated savings and unobligated balance.....			668
Total estimate or appropriation.....	8,900	7,000	8,900
Increase, 1935 over 1934 (uniforms for guards,) \$1,900.			

Total, care and maintenance, Library Building:

Estimate 1935, **\$158,590**Appropriated 1934, **\$162,645***Expenses, Library of Congress Trust Fund Board—*

For any expense of the Library of Congress Trust Fund Board not properly chargeable to the income of any trust fund held by the board, \$500. (*U.S.C., title 2, sec. 155; ac. Feb. 28, 1933, 47 Stat., p. 1364*).

Estimate 1935, **\$500**Appropriated 1934, **\$500**

13 Special and miscellaneous current expenses: Obligations—1935, \$500; 1934, \$500.

Total, Library of Congress, annual appropriations, general fund:

Estimate 1935, **\$2,149,369**Appropriated 1934, **\$2,090,235**

Permanent specific appropriation:

Bequest of Gertrude M. Hubbard, Library of Congress: Interest Account—

Trust fund of \$20,000, the interest on which, at 4 percent per annum, is to be used for the purchase of engravings and etchings to be added to the "Gardiner Greene Hubbard Collection" (act Aug. 20, 1912, 37 Stat., p. 319, sec. 1).

Estimate 1935, **\$800** Appropriated 1934, **\$800**

3020 Bequest of Gertrude M. Hubbard, Library of Congress, interest account: Obligations—1935, \$800; 1934, \$800; 1933, \$1,879.

Total, Library of Congress, general fund:

Estimate 1935, **\$2,150,169** Appropriated 1934, **\$2,091,035**

Contributed funds:

Library of Congress Gift Fund—

This fund represents gifts or bequests of money made to the Library of Congress for the immediate disbursement by the Librarian, in the interest of the Library, its collections, or its service for the purposes in each case specified (U.S.C., title 2, sec. 160).

Estimate 1935, **\$25,000** Appropriated 1934, **\$35,000**

22 Gifts applicable to special uses: Obligations—1935, \$25,000; 1934, \$35,000; 1933, \$73,781.

Income on Library of Congress Trust Fund, Investment Account—

This fund represents income from investments held by the Treasury for the benefit of the Library of Congress and is subject to disbursement by the Librarian for the purposes in each case specified (U.S.C., title 2, sec. 160).

Estimate 1935, **\$37,000** Appropriated 1934, **\$35,000**

22 Trust funds applicable to special uses: Obligations—1935, \$37,000; 1934, \$35,000; 1933, \$48,624.

Total, Library of Congress, contributed funds:

Estimate 1935, **\$62,000** Appropriated 1934, **\$70,000**

Total, Library of Congress, general and contributed funds:

Estimate 1935, **\$2,212,169** Appropriated 1934, **\$2,161,035**

GOVERNMENT PRINTING OFFICE

Public Printing and Binding, Government Printing Office—

To provide the Public Printer with a working capital for the following purposes for the execution of printing, binding, lithographing, mapping, engraving, and other authorized work of the Government Printing Office for the various branches of the Government: For salaries of Public Printer and Deputy Public Printer; for salaries, compensation, or wages of all necessary officers and employees additional to those herein appropriated for, including employees necessary to handle waste paper and condemned material for sale; to enable the Public Printer to comply with the provisions of law granting holidays and half holidays and Executive orders granting holidays and half holidays with pay to employees; to enable the Public Printer to comply with the provisions of law granting annual leave to employees with pay, said pay to be at the rate for their regular positions at the time leave is granted; rents, fuel, gas, heat, electric current, gas and electric fixtures; bicycles, motor-propelled vehicles for the carriage of printing and printing supplies, and the maintenance, repair, and operation of the same, to be used only for official purposes, including operation, repair, and maintenance of motor-propelled passenger-carrying vehicles for official use of the officers of the Government Printing Office when in writing ordered by the Public Printer; freight, expressage, telegraph and telephone service, furniture, typewriters, and carpets; traveling expenses; stationery, postage, and advertising; directories, technical books, newspapers and magazines, and books of reference (not exceeding \$500); adding and numbering machines, time stamps, and other machines of similar character; rubber boots, coats, and gloves; machinery (not exceeding \$300,000); equipment, and for repairs to machinery, implements, and buildings, and for minor alterations to buildings; [for construction of a one-story fireproof extension to the Government Printing Office on lots 813, 814, 828, square 624, District of Columbia, not to exceed \$25,500, to be paid from the working capital fund for the Government Printing Office;] necessary equipment, maintenance, and supplies for the emergency room for the use of all employees in the Government Printing Office

who may be taken suddenly ill or receive injury while on duty; other necessary contingent and miscellaneous items authorized by the Public Printer; for expenses authorized in writing by the Joint Committee on Printing for the inspection of printing and binding equipment, material, and supplies and Government printing plants in the District of Columbia or elsewhere (not exceeding \$1,000); for salaries and expenses of preparing the semimonthly and session indexes of the Congressional Record under the direction of the Joint Committee on Printing (chief indexer at \$3,480, one cataloguer at \$3,180, two cataloguers at \$2,460 each, and one cataloguer at \$2,100); and for all the necessary labor, paper, materials, and equipment needed in the prosecution and delivery and mailing of the work; in all, \$1,750,000, and in addition thereto the sums resulting during the fiscal year 1934 from the application during such fiscal year to the Government Printing Office (except the appropriation herein made for "Salaries, Office of Superintendent of Documents") of the provisions of law relating to the legislative furlough, compensation reductions, and reduced differential for night work, to the extent of not to exceed \$1,000,000, shall be credited to the working capital for the fiscal year 1934 and shall be available for such fiscal year for the purposes of this paragraph; \$2,500,000, to which shall be charged the printing and binding authorized to be done for Congress, the printing and binding for use of the Government Printing Office, and printing and binding (not exceeding \$2,000) for official use of the Architect of the Capitol when authorized by the Secretary of the Senate; in all to an amount not exceeding this sum [Provided, That \$450,000 of the foregoing sum of \$1,750,000 shall be immediately available, and, together with the unexpended balance of the working capital for the fiscal year 1933, shall be subject to obligation for printing and binding for Congress in the fiscal year 1933 notwithstanding the provisions of section 302 of the Legislative Appropriation Act for the fiscal year 1933 (47 Stat. 407)] (U.S.C., title 31, sec. 588; act Feb. 28, 1933, 47 Stat., pp. 1364-1365).

Estimate 1935, **\$2,500,000** Appropriated 1934, **\$1,750,000**

* Excludes \$1,000,000 to be collected by compensation deductions during the year.

By objects	Obligations		
	Estimate, 1935	Estimate, 1934	Actual, 1933
PERSONAL SERVICES			
Salaries (per annum)	Number	Number	Number
Public Printer, \$10,000.....	1	1	1
Deputy Public Printer, \$7,500.....	1	1	1
Mechanical Superintendent, \$6,000.....	1	1	1
Production Manager, \$5,600.....	1	1	1
Superintendent of Accounts and Budget Officer, Technical Director, \$5,200.....	2	2	2
Purchasing Agent, Assistant Production Manager, \$4,800.....	2	2	2
Superintendents of Planning, Printing, Platemaking, Presswork, and Binding, \$4,600.....	5	5	5
Chief Clerk, Disbursing Clerk, Medical and Sanitary Director, Superintendent of Stores and Traffic Manager, \$4,400.....	4	4	4
Assistant to the Public Printer, \$4,200.....	1	1	1
Cost Supervisor, Congressional Record Clerk, \$4,000.....	2	2	2
Assistant Night Production Manager, Assistant Purchasing Agent, Assistant Superintendent of Presswork (night), Chief Carpenter, foreman, \$3,800.....	5	5	5
Foreman, \$3,700.....	1	1	1
Assistant Superintendents of Accounts, Planning, Printing, Presswork, Platemaking, and Binding, Printing Investigator, Assistant Medical and Sanitary Director (night), Assistant Technical Director, foreman, Chief Machinist, Chief Pipefitter and Fire Chief, Chief Electrician, Chief Engineer, Chief Instructor of Apprentices, \$3,600.....	28	28	31
Chief computer, \$3,500.....	1	1	1
Chief indexer, \$3,480.....	1	1	1
Assistant foreman (night), associate chemist, deputy disbursing clerk, assistant foreman, \$3,400.....	7	7	7
Monotype machinist in charge, \$3,300.....	1	1	1
Chief copy editor, \$3,250.....	1	1	1
Assistant Chief Clerk, clerks in charge of repay, pay roll, and Treasury accounts, cost clerk, assistant superintendent of stores, associate chemist, assistant foreman, chief of delivery, linotype machinist in charge, assistant linotype machinist in charge, assistant monotype machinist in charge, assistant maintenance engineer, printer planner, printer estimator, pressman estimator, job printer planner, bookbinder planner, bookbinder estimator, assistant chief carpenter, assistant chief electrician, assistant chief machinist, assistant chief pipefitter, assistant chief instructor of apprentices, \$3,200.....	62	62	65

Public Printing and Binding, Government Printing Office—Contd.

By objects	Obligations		
	Estimate, 1935	Estimate, 1934	Actual, 1933
PERSONAL SERVICE—continued			
<i>Salaries (per annum)—Continued</i>	Number	Number	Number
Cataloguer, \$3,180.....	1	1	1
Computer, financial clerk, foreman, office man, printing designer, \$3,000.....	11	11	12
Office man, \$2,900.....	1	1	1
Office man, \$2,875.....	1	1	1
Office man, \$2,800.....	1	1	1
Head platemanager, \$2,750.....	1	1	1
Assistant chief of delivery, clerk in charge of property records, foreman, assistant foreman, clerk, office man, office helper, \$2,600.....	9	9	9
Clerk, office man, \$2,500.....	4	4	4
Cataloger, \$2,460.....	2	2	2
Assistant Congressional Record clerk, chief stockkeeper, clerk, office man, \$2,400.....	5	5	5
Clerk, office helper, office man, \$2,300.....	7	7	7
Printing designer, \$2,250.....	1	1	1
Clerk, junior chemist, office helper, office man, \$2,200.....	10	10	11
Cataloger, captain of guards, clerk, office helper, platemanager, \$2,100.....	11	11	11
Clerk, \$2,040.....	1	1	1
Chemist aid, clerk, junior chemist, \$2,000.....	6	6	6
Clerk, office helper, \$1,980.....	8	8	8
Assistant financial clerk, office helper, \$1,920.....	2	2	2
Lieutenant of guards, \$1,880.....	3	3	3
Clerk, office helper, office man, \$1,860.....	33	33	37
Clerk, office helper, trained nurse, \$1,800.....	17	17	18
Clerk, telephone switchboard operator, \$1,740.....	8	8	8
Clerk, office helper, \$1,680.....	19	19	20
Sergeant of guards, \$1,640.....	3	3	3
Clerk, messenger-guide, office helper, \$1,620.....	8	8	8
Assistant telephone switchboard operator, office helper, \$1,600.....	4	4	4
Clerk, junior chemist aid, messenger, office helper, \$1,560.....	13	13	13
Guard, \$1,540.....	46	43	43
Clerk, hospital helper, \$1,500.....	3	3	3
Clerk, junior chemist aid, office helper, office man, \$1,440.....	8	8	9
Clerk, skilled laborer, unskilled laborer, \$1,380.....	5	5	5
Office man, \$1,320.....	1	1	1
Office helper, \$1,200.....	3	3	3
Junior office helper, junior messenger, \$780-\$1,080.....	36	35	35
<i>Wages (per hour)</i>			
Photoengraver, \$1.20.....	17	17	19
Assistant instructor of apprentices, deskman, electrotype finisher in charge, foreign reader, group chief, head compositor in charge, head copy editor, head pressman, imposer in charge, lead painter, linotype operator, monotype keyboard operator, offset pressman, roller maker, stereotypy in charge, \$1.15.....	218	218	228
Blacksmith, carpenter, copy editor, cylinder pressman, deskman, electrician, electrotype finisher, electrotype molder, group chief, head compositor, head pressman, imposer, linotype machinist, linotype operator, Ludlow operator, machinist, maker-up, monotype keyboard operator, monotype machinist, painter, pipefitter, press reviser, proof-editor, proofreader, referee, reviser, sheet metal worker, stereotypy, type machinist, \$1.10.....	1,028	945	1,011
Bindery operative, bookbinder, bookbinder machine operator, compositor, marbler, monotype keyboard operator, moulder, \$1.05.....	510	497	522
Bindery operative, bookbinder, compositor, cylinder pressman, metal mixer in charge, platen pressman, power plant operative, \$1.....	281	185	202
Electrician helper, ink-room operative, linotype machinist helper, monotype machinist helper, pipefitter helper, platemaking helper, stockkeeper, stores desk helper, \$0.85.....	40	40	43
Maintenance helper, office helper, power-plant operative, press desk helper, printing operative, stockkeeper, stores desk helper, \$0.80.....	10	10	11
Bindery desk helper, bindery operative, electrician helper, general mechanic, ink-room operative, linotype machinist helper, maintenance desk helper, maintenance helper, office helper, pipefitter helper, press desk helper, presswork operative, printing desk helper, printing operative, roller and glue operative, stores helper, \$0.75.....	52	52	59

Public Printing and Binding, Government Printing Office—Contd.

By objects	Obligations		
	Estimate, 1935	Estimate, 1934	Actual, 1933
PERSONAL SERVICE—continued			
<i>Wages (per hour)—Continued</i>	Number	Number	Number
Bander, bindery desk helper, bindery operative, cylinder pressfeeder, delivery desk helper, electrician helper, linotype machinist helper, monotype casterman, pipefitter helper, platemaking helper, presswork operative, printing desk helper, printing operative, stockkeeper, stores desk helper, stores helper, \$0.70.....	159	148	161
Bindery desk helper, bindery operative, chauffeur-repairman, ink-room operative, maintenance helper, messenger, office helper, photoengraving operative, platemaking desk helper, platemaking operative, platen pressfeeder, presswork operative, printing desk helper, printing operative, stores helper, \$0.65.....	130	130	140
Bindery desk helper, bindery operative, chauffeur-repairman, deliveryman, electrician helper, elevator conductor, laundry-machine operator, maintenance helper, messenger, monotype casterman, office helper, pipefitter helper, platemaking helper, platemaking operative, presswork operative, printing operative, sheet-metal worker helper, stores helper (unskilled), \$0.60.....	483	482	552
Unskilled laborer, \$0.58.....	8	8	8
Cleaner, deliveryman, elevator conductor, laundryman, maintenance helper, office helper, skilled laborer, unskilled laborer, \$0.55.....	862	677	702
Junior office helper, \$0.45.....	1	1	1
Apprentice, \$0.33-\$0.67.....	125	125	125
Total permanent positions.....	4,343	3,950	4,214
Total salaries, permanent positions.....	\$10,052,000	\$9,468,000	\$9,820,236
Deduct lapses and administrative furloughs.....	180,000	200,000	352,323
Net salaries, permanent positions.....	9,872,000	9,268,000	9,467,913
Deduct legislative reductions.....	987,200	900,000	999,269
Total cash paid, salaries and wages.....	8,884,800	8,368,000	8,468,644
Deduct amount included in objects below.....	250,000	250,000	311,179
01 Personal services (net).....	8,634,800	8,118,000	8,157,465
OTHER OBLIGATIONS			
02 Supplies and materials.....	1,582,600	1,589,600	1,840,167
05 Communication service.....	3,660	3,660	3,273
06 Travel expenses.....	2,500	2,200	1,889
07 Transportation of things (service).....	600	600	616
Printing and binding, etc.: 0800 Printing and binding for use of Government Printing Office.....	20,000	20,000	22,502
0810 Lithographing and engraving for departments, bureaus, and Congress.....	100,000	100,000	106,165
08 Total printing and binding, etc.....	120,000	120,000	128,667
09 Advertising and publication of notices (service).....	1,000	1,000	593
10 Furnishing of heat, light, power, water, electricity (service).....	100,000	100,000	103,120
11 Rent (storage space, Terminal Building).....	289,000	280,000	6,000
12 Repairs and alterations.....	1,500	1,500	338,667
13 Special and miscellaneous current expenses.....	43,600	28,600	963
30 Equipment.....	2,144,460	2,127,160	50,005
Total other obligations.....	2,144,460	2,127,160	2,473,960
Grand total obligations.....	10,779,260	10,245,160	10,631,425
Transfer from Chicago World's Fair Centennial Celebration Commission.....		-200	-1,911
1934 appropriation available for 1933.....		+450,000	-450,000
Repayments from other appropriations.....	-8,279,260	-8,124,960	-10,241,095
Estimated savings (impounded funds) and unobligated balance.....		+180,000	+2,311,581
Total estimate or appropriation.....	2,500,000	2,750,000	2,250,000

¹ Includes \$1,000,000 to be collected by compensation deductions during the year.

NOTE.—1933 appropriation supplemented by \$450,000 made available from 1934 appropriation and expended in 1933; total available for year, \$2,700,000.

1934 appropriation decreased by \$450,000 made available and expended in 1933, net amount, \$1,300,000; authorized by law to be increased by \$1,000,000 from compensation deductions in 1934; total to be actually available for year, if compensation deductions amount to \$1,000,000, \$2,300,000.

Printing and binding for Congress chargeable to the foregoing appropriation, when recommended to be done by the Committee on Printing of either House, shall be so recommended in a report containing an approximate estimate of the cost thereof, together with a statement from the Public Printer of estimated approximate cost of work previously ordered by Congress within the fiscal year for which this appropriation is made.

During the fiscal year [1934] 1935 any executive department or independent establishment of the Government ordering printing and binding from the Government Printing Office shall pay promptly by check to the Public Printer upon his written request, either in advance or upon completion of the work, all or part of the estimated or actual cost thereof, as the case may be, and bills rendered by the Public Printer in accordance herewith shall not be subject to audit or certification in advance of payment: *Provided*, That proper adjustments on the basis of the actual cost of delivered work paid for in advance shall be made monthly or quarterly and as may be agreed upon by the Public Printer and the department or establishment concerned. All sums paid to the Public Printer for work that he is authorized by law to do shall be deposited to the credit on the books of the Treasury Department, of the appropriation made for the working capital of the Government Printing Office, for the year in which the work is done, and be subject to requisition by the Public Printer.

All amounts in the Budget for the fiscal year [1935] 1936 for printing and binding for any department or establishment, so far as the Bureau of the Budget may deem practicable, shall be incorporated in a single item for printing and binding for such department or establishment and be eliminated as a part of any estimate for any other purpose. And if any amounts for printing and binding are included as a part of any estimates for any other purposes, such amounts shall be set forth in detail in a note immediately following the general estimate for printing and binding: *Provided*, That the foregoing requirements shall not apply to work to be executed at the Bureau of Engraving and Printing.

No part of any money appropriated in this Act shall be paid to any person employed in the Government Printing Office while detailed for or performing service in any other executive branch of the public service of the United States unless such detail be authorized by law (*act Feb. 28, 1933, 47 Stat., p. 1366*).

Equipment, Government Printing Office Building, Washington, D.C.—

30 Equipment: Obligations—1934, \$1,205; 1933, \$174.

OFFICE OF SUPERINTENDENT OF DOCUMENTS

Salaries, Office of Superintendent of Documents—

For the Superintendent of Documents, assistant superintendent, and other personal services in accordance with the Classification Act of 1923, as amended, and compensation of employees paid by the hour who shall be subject to the provisions of the Act entitled "An Act to regulate and fix rates of pay for employees and officers of the Government Printing Office," approved June 7, 1924 (U.S.C., title 44, sec. 40), [\$502,000] \$481,612: *Provided*, That for the purpose of conforming to section 3 of this Act this appropriation shall be considered a separate appropriation unit (U.S.C., title 44, sec. 40; *act Feb. 28, 1933, 47 Stat., p. 1366*).

Estimate 1935, \$481,612

Appropriated 1934, \$502,000

By objects	Obligations					
	Estimate, 1935		Estimate, 1934		Actual, 1933	
	Posi- tions	Av. salary	Posi- tions	Av. salary	Posi- tions	Av. salary
Clerical, administrative, and fiscal service:						
Grade 12. Senior administrative officer.....	1	\$5,000	1	\$5,000	1	\$5,000
Grade 9. Senior administrative assistant.....	1	3,500	1	3,500	1	3,500
Grade 6. Principal clerk.....	6	2,530	6	2,530	6	2,600
Grade 5. Senior clerk.....	3	2,333	3	2,333	3	2,333
Grade 4. Clerk.....	8	1,913	8	1,913	8	1,913
Grade 3. Assistant clerk.....	25	1,742	25	1,742	25	1,742
Senior stenographer.....	5	1,764	5	1,764	5	1,764
Grade 2. Junior clerk.....	56	1,538	56	1,538	56	1,538
Senior typist.....	6	1,550	6	1,550	8	1,545
Junior stenographer.....	4	1,545	4	1,545	5	1,548
Junior operator, office devices.....	2	1,530	2	1,530	2	1,530
Grade 1. Under clerk.....	5	1,332	5	1,332	5	1,332
Junior typist.....	14	1,328	14	1,328	14	1,328
Under clerk typist.....	15	1,324	15	1,324	16	1,321
Professional and scientific service:						
Grade 3. Associate librarian.....	1	3,500	1	3,500	1	3,500
Grade 2. Assistant librarian.....	1	2,900	1	2,900	1	2,900

Salaries, Office of Superintendent of Documents—Continued.

By objects	Obligations					
	Estimate, 1935		Estimate, 1934		Actual, 1933	
	Posi- tions	Av. salary	Posi- tions	Av. salary	Posi- tions	Av. salary
Subprofessional service:						
Grade 7. Principal library assistant.....	3	\$2,500	3	\$2,500	3	\$2,500
Grade 6. Senior library assistant.....	3	2,267	3	2,267	4	2,275
Grade 5. Library assistant.....	17	1,882	17	1,882	17	1,885
Grade 4. Junior library assistant.....	1	1,740	1	1,740	1	1,740
Grade 3. Under library assistant.....	3	1,540	3	1,540	3	1,540
Custodial service:						
Grade 3. Messenger.....	8	1,260	8	1,260	9	1,240
Grade 2. Assistant messenger.....	5	1,080	5	1,080	5	1,080
Wages (per hour)						
Clerk in charge, \$1.15.....	1		1		1	
Chief of section, \$1.00.....	1		1		1	
Machine operator, office helper, \$0.80.....	5		5		5	
Machine operator, office helper, \$0.75.....	2		2		2	
Office helper, stockkeeper, assembler, \$0.70.....	4		4		4	
Office helper, machine operator, assembler, \$0.65.....	9		9		9	
Stockkeeper, assembler, wrapper, unskilled helper, \$0.60.....	61		61		61	
Machine operator, stockkeeper, assembler, wrapper, skilled laborer, unskilled laborer, \$0.55.....	31		31		31	
Junior office helper, \$0.45.....	32		32		36	
Total permanent, departmental.....	339	533,880	339	533,880	349	548,134
Deduct lapses and administrative furloughs.....						18,182
		533,880		533,880		529,952
Deduct legislative reductions.....		53,388		56,149		55,988
01 Personal services (net).....		480,492		477,731		473,964
Estimated savings and unobligated balance.....		1,120		24,269		76,036
Total estimate or appropriation.....		481,612		502,000		550,000

¹ If basic 1935 pay is reduced 10 percent with no impound, in lieu of 1934 pay cut of 15 percent with impound, the 1935 estimate of \$533,000 can be reduced to \$481,612.

² Estimate submitted, \$550,000; appropriation, \$502,000. The reduction of \$48,000 from estimate was in lieu of an 8½ percent impound for the fiscal year 1933.

General Expenses, Office of Superintendent of Documents—

For furniture and fixtures, typewriters, carpets, labor-saving machines and accessories, time stamps, adding and numbering machines, awnings, curtains, books of reference; directories, books, miscellaneous office and desk supplies, paper, twine, glue, envelopes, postage, car fares, soap, towels, disinfectants, and ice; drayage, express, freight, telephone and telegraph service; traveling expenses (not to exceed \$200); repairs to buildings, elevators, and machinery; preserving sanitary condition of building; light, heat, and power; stationery and office printing, including blanks, price lists, and bibliographies, [\$100,000] \$85,000; for catalogues and indexes, not exceeding [\$34,800] \$30,000; for supplying books to depository libraries, [\$76,000] \$85,000; in all, [\$210,800] \$200,000: *Provided*, That no part of this sum shall be used to supply to depository libraries any documents, books, or other printed matter not requested by such libraries, and the requests therefor shall be subject to approval by the Superintendent of Documents (*act Feb. 28, 1933, 47 Stat., pp. 1366-1367*).

Estimate 1935, \$200,000

Appropriated 1934, \$210,800

By objects	Obligations		
	Estimate, 1935	Estimate, 1934	Actual, 1933
02 Supplies and materials.....	\$40,000	\$40,000	\$39,139
05 Communication service.....	1,000	1,000	805
06 Travel expenses.....	200	200	30
08 Printing and binding.....	127,300	123,100	125,761
10 Heat, light, and power.....	5,000	5,000	4,602
12 Repairs and alterations.....	5,000	20,000	20,921
13 Special and miscellaneous current expenses.....	11,500	11,500	10,993
30 Equipment.....	10,000	10,000	8,399
Total obligations.....	200,000	210,800	210,650
Estimated savings and unobligated balances.....			150
Total estimate or appropriation.....	200,000	210,800	210,800

Total, Office of Superintendent of Documents:

Estimate 1935, \$681,612

Appropriated 1934, \$712,800

In order to keep the expenditures for printing and binding for the fiscal year **1934** 1935 within or under the appropriations for such fiscal year, the heads of the various executive departments and independent establishments are authorized to discontinue the printing of annual or special reports under their respective jurisdictions: *Provided*, That where the printing of such reports is discontinued the original copy thereof shall be kept on file in the offices of the heads of the respective departments or independent establishments for public inspection.

Purchases may be made from the foregoing appropriation under the "Government Printing Office," as provided for in the Printing Act approved January 12, 1895, and without reference to section 4 of the Act approved June 17, 1910 (U. S. C., title 41, sec. 7), concerning purchases for executive departments (*act Feb. 28, 1933, 47 Stat., p. 1367*).

Total under Government Printing Office, annual appropriations, general fund:

Estimate 1935, **\$3,181,612** Appropriated 1934, **\$2,462,800**

SEC. 2. No part of the funds herein appropriated shall be used for the maintenance or care of private vehicles.

SEC. 3. In expending appropriations or portions of appropriations, contained in this Act, for the payment for personal services in the District of Columbia in accordance with the Classification Act of 1923, as amended, the average of the salaries of the total number of persons under any grade in the Botanic Garden, the Library of Congress, or the Government Printing Office, shall not at any time exceed the average of the compensation rates specified for the grade by such Act, as amended: *Provided*, That this restriction shall not apply (1) to grades 1, 2, 3, and 4 of the clerical-mechanical service, (2) to require the reduction in salary of any person whose compensation was fixed as of July 1, 1924, in accordance with the rules of section 6 of such Act, (3) to require the reduction in salary of any person who is transferred from one position to another position in the same or different grade in the same or a different bureau, office, or other appropriation unit, (4) to prevent the payment of a salary under any grade at a rate higher than the maximum rate of the grade when such higher rate is permitted by the Classification Act of 1923, as amended, and is specifically authorized by other law, or (5) to reduce the compensation of any person in a grade in which only one position is allocated (*act Feb. 28, 1933, 47 Stat., p. 1367*).

Total, Legislative Establishment:

Estimate 1935, **\$17,493,892.60** Appropriated 1934, **\$16,910,720**

EXECUTIVE OFFICE AND INDEPENDENT ESTABLISHMENTS

Summary of estimates of appropriation for the fiscal year 1935, compared with appropriations for the fiscal year 1934

		ESTIMATES, 1935			APPROPRIATIONS, 1934		
		General fund	Special funds	Total	General fund	Special funds	Total
Executive Office.....	Annual.....	\$379, 419		\$379, 419	\$369, 483		\$369, 483
American Battle Monuments Commission.....	Annual.....				129, 000		129, 000
Board of Mediation.....	Annual.....	125, 564		125, 564	120, 000		120, 000
Board of Tax Appeals.....	Annual.....	502, 116		502, 116	490, 000		490, 000
Civil Service Commission.....	Annual.....	1, 476, 000		1, 476, 000	1, 050, 000		1, 050, 000
Employees' Compensation Commission.....	Annual.....	4, 353, 410		4, 353, 410	4, 169, 000		4, 169, 000
Federal Emergency Administration of Public Works.....	Annual.....				3, 300, 000, 000		3, 300, 000, 000
Federal Home Loan Bank Board.....	Permanent.....		\$317, 420	317, 420		\$286, 000	286, 000
							436, 000
Federal Oil Conservation Board.....	Annual.....				7, 803		7, 803
Federal Power Commission.....	{ Annual.....	277, 303		277, 303	210, 000		210, 000
	{ Permanent.....		73, 275	73, 275		66, 150	66, 150
				350, 578			276, 150
Federal Radio Commission.....	Annual.....	666, 885		666, 885	640, 000		640, 000
Federal Reserve Board.....	Permanent.....					1, 627, 293	1, 627, 293
Federal Trade Commission.....	Annual.....	1, 242, 730		1, 242, 730	1, 185, 000		1, 185, 000
General Accounting Office.....	Annual.....	3, 461, 920		3, 461, 920	3, 280, 000		3, 280, 000
Interstate Commerce Commission.....	Annual.....	5, 430, 970		5, 430, 970	5, 190, 000		5, 190, 000
National Advisory Committee for Aeronautics.....	Annual.....	726, 492		726, 492	695, 000		695, 000
Smithsonian Institution.....	{ Annual.....	864, 024		864, 024	820, 000		820, 000
	{ Permanent.....	60, 000		60, 000	60, 000		60, 000
				924, 024			880, 000
Supreme Court Building Commission.....	Annual.....				3, 490, 000		3, 490, 000
Tariff Commission.....	Annual.....	840, 898		840, 898	800, 000		800, 000
U.S. Geographic Board.....	Annual.....	9, 440		9, 440	9, 000		9, 000
Veterans' Administration.....	Annual.....	553, 210, 091		553, 210, 091	602, 838, 000		602, 838, 000
Total annual.....		573, 567, 262		573, 567, 262	3, 925, 642, 286		3, 925, 642, 286
Total permanent.....		60, 000	390, 695	450, 693	60, 000	1, 979, 443	2, 039, 443
Total general and special.....		573, 627, 262	390, 695	574, 017, 957	3, 925, 702, 286	1, 979, 443	3, 927, 681, 729
Trust and contributed funds:							
Employees' Compensation Commission.....				15, 000			31, 000
Interstate Commerce Commission.....							500, 000
Veterans' Administration.....				68, 040, 000			70, 890, 000
Grand total.....				642, 072, 957			3, 999, 102, 729

EXECUTIVE OFFICE

COMPENSATION OF THE PRESIDENT AND VICE PRESIDENT

Salary of the President—

For compensation of the President of the United States, \$75,000 (*U.S.C., title 3, sec. 42; act June 16, 1933, 48 Stat., p. 284*).

Estimate 1935, **\$75,000** Appropriated 1934, **\$75,000**

Salary of the Vice President—

For compensation of the Vice President of the United States, **[\$12,750] \$13,500** (*U.S.C., title 3, sec. 44; act June 16, 1933, 48 Stat., p. 284*).

Estimate 1935, **\$13,500** Appropriated 1934, **\$12,750**

OFFICE OF THE PRESIDENT

Salaries, Executive Office—

Salaries: For personal services in the Office of the President, including the Secretary to the President, and two assistant secretaries to the President, at \$9,500 each; **[\$106,000] \$113,188**. *Provided, That employees of the executive departments and other establishments of the executive branch of the Government may be detailed from time to time to the Office of the President of the United States for such temporary assistance as may be deemed necessary (U.S.C., title 3, sec. 45; act June 16, 1933, 48 Stat., p. 284).*

Estimate 1935, **\$113,188** Appropriated 1934, **\$106,000**

Salaries, Executive Office—Continued.

By objects	Obligations					
	Estimate, 1935		Estimate, 1934		Actual, 1933	
	Posi- tions	Av. salary	Posi- tions	Av. salary	Posi- tions	Av. salary
PERSONAL SERVICES, DEPARTMENTAL						
Clerical, administrative, and fiscal service:						
Grade 16. Secretary.....	1	\$10, 000	1	\$10, 000	2.4	\$10, 000
Assistant secretary.....	2	9, 500	2	9, 500	0.7	9, 500
Grade 14. Executive officer.....	2	7, 000	2	7, 000	1.8	7, 000
Grade 13. Chief administrative officer.....	1	5, 600	1	5, 600	1	5, 600
Grade 11. Senior administrative officer.....	1	4, 000	1	4, 000	1	4, 000
Grade 10. Senior administrative officer.....	1	4, 000	1	4, 000	1	4, 000
Grade 9. Administrative officer.....	6	3, 267	6	3, 267	4.2	3, 267
Grade 8. Administrative assistant.....	2	3, 100	2	3, 100	2.8	3, 100
Grade 7. Junior administrative assistant.....	7	2, 786	6	2, 817	5.4	2, 817
Grade 6. Principal clerk.....	2	2, 500	3	2, 500	3	2, 500
Grade 5. Clerk.....	1	2, 000	1	2, 000	0.8	2, 000
Grade 4. Clerk.....	1	1, 920	1	1, 920	1	1, 920
Grade 3. Assistant clerk.....	2	1, 740	1	1, 860	1	1, 860
Custodial service:						
Grade 6. Supervisor.....	1	1, 800	1	1, 800	1	1, 800
Grade 5. Messenger and doorkeeper.....	2	1, 560	2	1, 560	2	1, 560
Grade 4. Messenger.....	2	1, 410	3	1, 420	3	1, 420
Grade 3. Messenger.....	1	1, 380	1	1, 380	1	1, 380
Grade 2. Laborer.....	2	1, 170	2	1, 170	2	1, 170
Total permanent, departmental.....	37	125, 764	37	125, 484	34.1	120, 267
Deduct lapses and administrative furloughs.....				661		267
Net permanent, departmental.....		125, 764		124, 823		120, 000
Deduct legislative reductions.....		12, 576		18, 823		
Total estimate or appropriation.....		113, 188		106, 000		120, 000

Contingent Expenses, Executive Office—

Contingent expenses: For contingent expenses of the Executive Office, including stationery, record books, telegrams, telephones, books for library, furniture and carpets for offices, automobiles, expenses of garage, including labor, special services, and miscellaneous items, to be expended in the discretion of the President, **[\$33,733]** \$38,452 (act June 16, 1933, 48 Stat., p. 284).

Estimated 1935, **\$38,452**

Appropriated 1934, **\$33,733**

By objects	Obligations		
	Estimate, 1935	Estimate, 1934	Actual, 1933
PERSONAL SERVICES			
Personal services.....	\$15,480	\$15,480	\$15,290
Deduct legislative reductions.....	1,548	2,322	1,533
01 Personal services (net).....	13,932	13,158	13,757
OTHER EXPENDITURES			
02 Supplies and materials.....	10,500	8,941	5,278
05 Communication service.....	12,300	9,734	11,937
13 Special and miscellaneous expenses.....	220	600	600
30 Equipment.....	1,500	1,300	1,895
Total other expenditures.....	24,520	20,575	19,710
Grand total obligations.....	38,452	33,733	33,467
Estimated savings and unobligated balance.....			1,533
Total estimate or appropriation.....	38,452	33,733	35,000

Printing and Binding, Executive Office—

For printing and binding, **[\$2,000]** \$2,700 (U.S.C., title 31, sec. 558; act June 16, 1933, 48 Stat., p. 284).

Estimated 1935, **\$2,700**

Appropriated 1934, **\$2,000**

By objects	Obligations		
	Estimate, 1935	Estimate, 1934	Actual, 1933
02 Letterheads and envelopes.....	\$700	\$400	\$305
08 Speeches and documents.....	1,770	1,400	1,631
08 Binding.....	75	50	
08 Miscellaneous printing.....	155	150	59
Total obligations.....	2,700	2,000	1,995
Unobligated balance.....			5
Total estimate or appropriation.....	2,700	2,000	2,000

Traveling Expenses of the President—

Traveling expenses: For traveling and official entertainment expenses of the President of the United States, to be expended in his discretion and accounted for on his certificate solely, **[\$20,000]** \$25,000 (U.S.C., title 3, sec. 43; act June 16, 1933, 48 Stat., p. 284).

Estimated 1935, **\$25,000**

Appropriated 1934, **\$20,000**

By objects	Obligations			
	Estimate, 1935	Estimate, 1934	Actual, 1933	
PERSONAL SERVICES, DEPARTMENTAL				
Clerical, administrative, and fiscal service:				
Grade 9. Administrative officer.....			0.5	\$3,200
Grade 8. Administrative officer.....			0.5	3,000
Grade 7. Junior administrative officer.....			0.6	2,700
Grade 5. Clerk.....			0.2	2,000
Total personal services.....			1.8	5,120
Deduct lapses and administrative furloughs.....				120
				5,000
Deduct legislative furloughs.....				170
01 Personal services (net).....				4,830
Other obligations.....	\$25,000	\$20,000		14,880
Grand total obligations.....	25,000	20,000		19,710
Estimated savings and unobligated balances.....				290
Total estimate or appropriation.....	25,000	20,000		20,000

Total, Executive Office proper, annual appropriations, general fund:

Estimated 1935, **\$267,840**

Appropriated 1934, **\$249,483**

EXECUTIVE MANSION AND GROUNDS*Maintenance, Executive Mansion and Grounds—*

For the care, maintenance, repair and alteration, refurnishing, improvement, heating, and lighting, including electric power and fixtures of the Executive Mansion, the Executive Mansion greenhouses, including reconstruction, and the Executive Mansion grounds, and traveling expenses, to be expended as the President may determine, notwithstanding the provisions of any other Act, \$111,579, to be immediately available (U.S.C., title 40, sec. 2; act June 16, 1933, 48 Stat., p. 284).

Estimate 1935, **\$111,579**

Appropriated 1934, **\$120,000**

By objects	Obligations			
	Estimate, 1935	Estimate, 1934	Actual, 1933	
PERSONAL SERVICES, FIELD				
Clerical, administrative, and fiscal service:				
Grade 7. Manager.....			1	\$3,000
Grade 3. Assistant clerk.....	1 \$1,740	1 \$1,740	1	1,740
Grade 2. Receiving clerk and accountant.....	1 1,500	1 1,500		
Subprofessional service:				
Grade 6. Senior foreman gardener.....	2 2,300	2 2,300	2	2,300
Grade 4. Foreman gardener.....	2 1,680	2 1,680	2	1,680
Grade 3. Gardener.....	3 1,440	3 1,440	3	1,440
Custodial service:				
Grade 9. Assistant mechanical superintendent.....	1 2,400	1 2,400	2	2,400
Grade 7. Senior mechanic.....	1 1,860	1 1,860	1	1,860
Grade 6. Mechanic.....	3 1,760	3 1,760	2	1,710
Chief cook.....			1	1,800
Valet.....			1	1,800
Grade 5. Junior mechanic.....	4 1,530	4 1,530	4	1,500
Cook.....	1 1,620	1 1,620		
Housekeeper.....	1 1,500	1 1,500		
Grade 4. Butler.....	3 1,375	3 1,375	1	1,320
Under mechanic.....	2 1,380	2 1,380		
Footman.....	2 1,320	2 1,320	2	1,320
Valet.....	1 1,340	1 1,340		
Cook.....	1 1,320	1 1,320	1	1,320
House cleaner.....	1 1,330	1 1,330		
Grade 3. Chauffeur.....	1 1,200	1 1,200		
Footman.....			1	1,260
Butler.....	2 1,260	2 1,260		
Gardener's helper.....			2	1,290
Kitchen men.....			3	1,220
Senior laborer.....	3 1,270	3 1,270	7	1,277
Grade 2. Butler.....	1 1,180	1 1,180		
Laborer.....	10 1,210	10 1,210	12	1,215
Kitchen helper.....	1 1,020	1 1,020	5	1,104
Maid.....	7 994	7 994	6	990
Total permanent, field.....	55 76,605	55 76,605	60	\$4,300
Deduct lapses and administrative furloughs.....				5,306
Net permanent, field.....	76,605	76,605		78,994
Temporary employees, field.....	7,600	7,600		7,677
All personal services, field.....	84,205	84,205		\$6,671
Deduct legislative reductions.....	8,421	12,631		8,813
01 Personal services (net).....	75,784	71,574		77,858
OTHER OBLIGATIONS				
02 Supplies and materials.....	11,971	19,421		9,813
05 Communication service.....	18	18		18
06 Travel expenses.....	28	28		28
07 Transportation of things.....	13	13		13
08 Printing, binding, and photographing.....	95	95		96
10 Furnishing of heat, power (electric), light.....	1,760	1,760		56
12 Repairs and alterations.....	9,500	14,481		2,988
13 Special and miscellaneous current expenses.....	6,410	6,410		6,410
30 Equipment.....	6,000	6,200		9,227
32 Structural and nonstructural improvements.....				943
Total other obligations.....	35,795	48,426		29,592
Grand total obligations.....	111,579	120,000		107,450
Estimated savings and unobligated balances.....				17,550
Total estimate or appropriation.....	111,579	120,000		125,000
By ACTIVITIES OR PROJECTS				
1. Personnel:				
a. Regular employees, Executive Mansion and grounds.....	60,400	51,310		55,641
b. Temporary employees.....	7,905	6,460		7,677
c. Greenhouse employees.....	15,900	13,804		14,540
Total personal services.....	84,205	71,574		77,858
2. Greenhouse supplies and materials.....	1,430	1,430		1,430
3. Greenhouse repairs.....	1,000	1,000		1,000
4. Fixed charges:				
a. Fuel.....	5,700	6,140		3,698
b. Communication.....	18	18		18
c. Gas.....	930	930		930
d. Electricity.....	60	1,760		56
e. Laundry.....	6,410	6,410		6,410

Maintenance, Executive Mansion and Grounds—Continued.

By activities or projects	Obligations		
	Estimate, 1935	Estimate, 1934	Actual, 1933
5. Repairs to furniture, furnishings, equipment, and building.....	\$5,747	\$8,880	\$2,988
6. Equipment.....	6,000	6,200	9,227
7. Structural improvement, to building and grounds.....	4,500	7,600	943
8. Miscellaneous purchases, and work in Mansion.....	4,000	8,058	2,892
Total.....	120,000	120,000	107,450

Total, Executive Office, **[\$369,483]** \$379,419.

Annual appropriations, general fund:

Estimate 1935, **\$379,419** Appropriated 1934, **\$369,483**

ALIEN PROPERTY CUSTODIAN

Trust fund:

Funds available to the office of the Alien Property Custodian for administrative expenses in the District of Columbia shall not be used for the purchase, maintenance, operation, and/or repair of any passenger automobile (*act June 16, 1933, 48 Stat., p. 284*).

Obligations—1933 \$70,912 (excess of credits).

AMERICAN BATTLE MONUMENTS COMMISSION*American Battle Monuments Commission—*

[For every expenditure requisite for or incident to the work of the American Battle Monuments Commission authorized by the Act entitled "An Act for the creation of an American Battle Monuments Commission to erect suitable memorials commemorating the services of the American soldier in Europe, and for other purposes", approved March 4, 1923 (U.S.C., title 36, secs. 121-133), including the acquisition of land or interest in land in foreign countries for carrying out the purposes of said Act without submission to the Attorney General of the United States under the provisions of section 355 of the Revised Statutes (U.S.C., title 34, sec. 520; title 40, sec. 255); the maintenance of memorials erected by the Commission until the Secretary of War is advised of their completion and assumes their maintenance; employment of personal services in the District of Columbia and elsewhere; traveling expenses; the establishment of offices and the rent of office space in foreign countries; the maintenance, repair, and operation of motor-propelled passenger-carrying vehicles which may be furnished to the Commission by other departments of the Government or acquired by purchase; printing, binding, engraving, lithographing, photographing, and typewriting, including the publication of information concerning the American activities, battlefields, memorials, and cemeteries in Europe; the purchase of maps, textbooks, newspapers, and periodicals, \$129,000, to be immediately available and to remain available until expended: *Provided*, That notwithstanding the requirements of existing laws or regulations and under such terms and conditions as the Commission may in its discretion deem necessary and proper, the Commission may contract for work in Europe, and engage, by contract or otherwise, the services of architects, firms of architects, and other technical and professional personnel: *Provided, further*, That the Commission may purchase materials and supplies without regard to section 3709 of the Revised Statutes (U.S.C., title 41, sec. 5) when the aggregate amount involved does not exceed \$500: *Provided further*, That when traveling on business of the Commission officers of the Army serving as members or as secretary of the Commission may be reimbursed for expenses as provided for civilian members of the Commission.] *The appropriations heretofore made for the American Battle Monuments Commission are hereby increased in an amount sufficient to cover all losses which have been or may hereafter be incurred by the Commission due to the fluctuation of the Franco-American exchange below the rate of 25.30 francs to \$1 (U.S.C., title 34, sec. 520; title 36, secs. 121-133; title 40, sec. 255; act June 16, 1933, 48 Stat., pp. 284-285).*

Annual appropriation, general fund:

Appropriated 1934, **\$129,000**

American Battle Monuments Commission—Continued.

By objects	Obligations			
	Estimate, 1935	Estimate, 1934	Actual, 1933	
PERSONAL SERVICES, DEPARTMENTAL	Posi- Av. tions salary	Posi- Av. tions salary	Posi- Av. tions salary	
Clerical, administrative, and fiscal service:				
Grade 11. Executive assistant.....	1	\$4,200	1	\$4,200
Grade 7. Chief clerk.....	1	2,600	1	2,600
Grade 4. Clerk.....	1	1,920	1	1,920
Grade 2. Junior clerk-stenographer.....	2	1,650	2	1,650
Custodial service:				
Grade 4. Head messenger.....	1	1,440	1	1,440
Total permanent, departmental.....	6	13,460	6	13,460
Deduct administrative furloughs.....				595
Net permanent, departmental.....		13,460		12,865
PERSONAL SERVICES, FIELD				
Chief clerk.....	1	2,600	1	2,600
Inspector.....	0.5	1,800	1	1,800
Letter carrier.....	1.5	1,800	2	1,800
Clerk of works.....	1.5	1,800	5.4	1,800
Chief accountant.....	1	1,560	1	1,560
Clerk of works.....			2.5	1,360
Chauffeur.....	0.5	1,320	1	1,320
Gardener.....			0.7	1,320
Chauffeur and mechanic.....	1	1,200	1	1,200
Stenographer.....	2	1,120	4	1,120
Clerk.....	0.6	952	2	952
Messenger.....	1	464	3	464
Assistant clerk of works.....			1	472
Chauffeur.....	0.5	802	1	802
Janitor.....	0.2	567	1	567
Caretaker.....			3	448
Charwoman.....	0.3	240	1	240
Total permanent, field.....	11.6	16,182	31.6	37,325
Deduct lapses and administrative furloughs.....				2,056
Net permanent, field.....		16,182		35,269
Total, departmental and field.....		29,642		48,134
Deduct legislative reductions.....		4,446		6,578
01 Personal services (net).....		25,196		41,556
OTHER OBLIGATIONS				
02 Supplies and materials.....		1,500		1,703
04 Subsistence and care of animals and storage and care of vehicles (service).....		1,000		1,283
05 Communication service.....		600		1,231
06 Travel expenses.....		9,750		9,750
07 Transportation of things.....		1,500		4,530
08 Printing, engraving, lithographing, binding, photographing, and typewriting (service).....		15,000		44
09 Advertising and publication of notices.....		3		3
10 Heat and light.....		65		165
11 Rents.....		500		1,405
13 Special and miscellaneous current expenses.....		20,000		104
30 Equipment.....		50		54
31 Land and interests in land.....		50		23
32 Structures and parts and nonstructural improvements to land.....		427,295		284,587
Total other obligations.....		477,313		304,882
Grand total obligations.....		502,509		346,438
Deduct in 1934 and add in 1933 unexpended balance of continuing appropriation available for 1934.....		-373,509		+373,509
Deduct in 1933 unexpended balance of prior appropriations available for 1933.....				-451,525
Net total obligations.....		129,000		268,422
Estimated savings and unobligated balances.....				+6,578
Total estimate or appropriation.....		129,000		275,000
BY ACTIVITIES OR PROJECTS				
1. General administration of all activities (including construction work).....		40,164		61,828
2. Publishing of guidebook and other historical data.....		15,000		
3. Dedications of memorials.....		20,000		
4. Construction projects.....		427,345		284,610
Total.....		502,509		346,438

ARLINGTON MEMORIAL BRIDGE COMMISSION

NOTE.—The functions of the Arlington Memorial Bridge Commission were transferred on August 10, 1933, to the Office of National Parks, Buildings, and Reservations of the Department of the Interior under the provisions of section 2 of Executive Order No. 6166, dated June 10, 1933. (See p. 347.)

BOARD OF MEDIATION

Salaries and Expenses, Board of Mediation—

For five members of the Board, and for other authorized expenditures of the Board of Mediation in performing the duties imposed by law, including personal services; contract stenographic reporting services; supplies and equipment; law books and books of reference; not to exceed \$200 for newspapers; periodicals; traveling expenses; and rent of quarters outside the District of Columbia, **[\$119,000]** \$124,764, of which amount not to exceed **[\$107,000]** \$110,000 may be expended for personal services in the District of Columbia (*U.S.C. Supp. VI, title 45, sec. 154; act June 16, 1933, 48 Stat., pp. 285-286*).

Estimate 1935, **\$124,764**Appropriated 1934, **\$119,000**

By objects	Obligations					
	Estimate, 1935		Estimate, 1934		Actual, 1933	
	Posi- tions	Av. salary	Posi- tions	Av. salary	Posi- tions	Av. salary
PERSONAL SERVICES, DEPARTMENTAL						
Members of Board.....	5	\$12,000	5	\$12,000	5	\$12,000
Professional service:						
Grade 4. Law officer and assistant to chairman.....	1	4,200	1	4,200	1	4,200
Clerical, administrative, and fiscal service:						
Grade 14. Secretary.....	1	6,500	1	6,500	1	6,500
Grade 13. Mediator.....	1	6,000	1	6,000	1	6,000
Mediator.....	1	5,600	1	5,600	1	5,600
Division chief.....	1	5,600	1	5,600	1	5,600
Grade 12. Assistant division chief.....	1	5,000	1	5,000	1	5,000
Division chief.....	1	4,600	1	4,600	1	4,600
Grade 9. Assistant secretary and book-keeper.....	1	3,200	1	3,200	1	3,200
Grade 7. Secretary to member.....	4	2,900	4	2,900	4	2,900
Grade 6. Digester-analyst and special editor.....	1	2,500	1	2,500	1	2,500
Grade 5. Secretary to the secretary.....	1	2,300	1	2,300	1	2,300
Assistant to the secretary.....	1	2,300	1	2,300	1	2,300
Statistical clerk.....	1	2,000	1	2,000	1	2,000
Grade 3. Clerk-stenographer.....	1	1,860	1	1,860	1	1,860
Grade 2. Telephone operator-junior clerk.....	1	1,560	1	1,560	1	1,560
Custodial service—						
Grade 3. Messenger.....	1	1,380	1	1,380	1	1,380
Total permanent, departmental.....	24	126,200	24	126,200	24	126,200
Deduct lapses, etc.....		837		837		6,204
Net permanent, departmental.....		125,363		125,363		119,996
Deduct legislative reductions.....		21,536		27,304		18,200
01 Personal services (net).....		103,827		98,059		101,796
OTHER OBLIGATIONS						
02 Supplies and materials.....		500		500		471
05 Communication service.....		3,792		3,796		3,379
06 Travel expenses.....		16,030		16,030		12,810
07 Transportation of things.....		15		15		1
08 Transcript of proceedings.....		150		150		133
12 Repairs and alterations.....		100		100		79
13 Special and miscellaneous.....		150		150		132
30 Equipment.....		200		200		245
Total other obligations.....		20,937		20,941		17,250
Grand total obligations.....		124,764		119,000		119,046
Transferred from "Expenses of arbitration boards" 1930 and 1931, reappropriated and made available for 1933.....						-5,865
Net total obligations.....		124,764		119,000		113,181
Estimated savings and unobligated balances.....						37,964
Total estimate or appropriation.....		124,764		119,000		151,135
BY ACTIVITIES OR PROJECTS						
Administration.....		54,527		51,198		53,909
Mediation.....		70,237		67,802		65,137
Total.....		124,764		119,000		119,046

Salaries and Expenses, Arbitration Boards, Board of Mediation—

Arbitration boards: To enable the Board of Mediation to pay necessary expenses of arbitration boards, including compensation of members and employees of such boards, together with their necessary traveling expenses and expenses actually incurred for subsistence while so employed, and printing of awards, together with proceedings and testimony relating thereto, as authorized by the Railway Labor Act, including also contract stenographic reporting service, and rent of quarters when suitable quarters cannot be supplied in any Federal building, the unexpended balances of the appropriations for this purpose available for the fiscal year **[1933]** 1934 are hereby continued available for the fiscal year **[1934]** 1935 (*U.S.C., Supp. VI, title 45, sec. 154; act June 16, 1933, 48 Stat., p. 286*).

Salaries and Expenses, Arbitration Boards, Board of Mediation—Continued.

By objects	Obligations		
	Estimate, 1935	Estimate, 1934	Actual, 1933
01 Salaries.....	\$22,000	\$22,251	\$23,399
05 Communication service.....	500	500	20
06 Travel expense.....	1,500	1,500	1,453
08 Transcript of proceedings.....	5,800	5,800	6,485
11 Rent.....	200	200	50
Total obligations.....	30,000	30,251	31,407
Estimated savings and unobligated balances.....			5,721
Transferred to "Salaries and expenses, Board of Mediation", 1933.....			5,865
Add amount of transfer to subsequent year.....		+30,000	+60,251
Deduct amount of transfer from preceding years.....	-30,000	-60,251	-103,244
Total estimate or appropriation.....			

Emergency Boards, Railway Labor Act, May 20, 1926—

Emergency boards: For expenses of emergency boards appointed by the President to investigate and report respecting disputes between carriers and their employees, as authorized by section 10, Railway Labor Act, approved May 20, 1926 (*U.S.C., Supp. [V.] VI, title 45, sec. 154*), the unexpended balances of the appropriation for this purpose for the fiscal [years 1930 and 1931 reappropriated and made available for the fiscal years 1932 and 1933, respectively] year 1934 are hereby continued available for the fiscal year **[1934]** 1935 (*U.S.C., Supp. VI, title 45, sec. 154; act June 16, 1933, 48 Stat., p. 286*).

By objects	Obligations		
	Estimate, 1935	Estimate, 1934	Actual, 1933
01 Salaries.....	\$25,000	\$25,000	\$1,318
05 Communication service.....	1,500	1,520	83
06 Travel expense.....	7,000	7,700	216
08 Transcript of proceedings.....	6,000	6,000	636
11 Rent.....	2,500	2,500	165
Total obligations.....	42,000	42,720	2,418
Estimated savings and unobligated balances.....			232
Add amount of transfer to subsequent year.....		+42,000	+42,628
Deduct amount of transfer from preceding years.....	-42,000	-84,700	-45,278
Total estimate or appropriation.....			

Printing and Binding, Board of Mediation—

For all printing and binding for the Board of Mediation, **[\$1,000]** \$800 (*U.S.C., title 31, sec. 588; act June 16, 1933, 48 Stat., p. 286*).

Estimate 1935, **\$800**Appropriated 1934, **\$1,000**

By objects	Obligations		
	Estimate, 1935	Estimate, 1934	Actual, 1933
Printed forms and letterheads.....	\$350	\$350	\$349
Printing and binding.....	50	50	5
Annual report.....	400	400	594
Total.....	800	800	948
Estimated savings and unobligated balance.....		200	52
Total estimate or appropriation.....	800	1,000	1,000

Total, Board of Mediation, **[\$120,000]** \$125,564.

Annual appropriations, general fund:

Estimate 1935, **\$125,564**Appropriated 1934, **\$120,000**

BOARD OF TAX APPEALS

Salaries and Expenses, Board of Tax Appeals—

For every expenditure requisite for and incident to the work of the Board of Tax Appeals as authorized under title IX, section 900, of the Revenue Act of 1924, approved June 2, 1924, as amended by title X of the Revenue Act of 1926, approved February 26, 1926, and title IV of the Revenue Act of 1928, approved May 29, 1928, and title IX of the Revenue Act of 1932, approved June 6, 1932,

including personal services and contract stenographic reporting services, rent outside the District of Columbia, traveling expenses, car fare, stationery, furniture, office equipment, purchase and exchange of typewriters, law books and books of reference, periodicals, and all other necessary supplies **[\$468,000] \$482,116**, of which amount not to exceed **[\$444,000] \$436,350** may be expended for personal services in the District of Columbia (*U.S.C., title 26, secs. 1211-1222; U.S.C., Supp. VI, title 26, secs. 2601-2603; act June 16, 1933, 48 Stat., p. 286*).

Estimate 1935, **\$482,116**

Appropriated 1934, **\$468,000**

By objects	Obligations					
	Estimate, 1935		Estimate, 1934		Actual, 1933	
PERSONAL SERVICES, DEPARTMENTAL	Posi- tions	Av. salary	Posi- tions	Av. salary	Posi- tions	Av. salary
Professional service:						
Grade 9. Chief attorney.....	16	\$10,000	16	\$10,000	16	\$10,000
Grade 6. Special attorney.....	7	6,000	8	5,975	10	5,960
Grade 5. Senior attorney.....	10	4,920	10	4,920	11	4,891
Grade 4. Attorney.....	8	3,975	8	3,975	8	3,975
Grade 3. Associate attorney.....	1	3,200	2	3,250	2	3,250
Grade 2. Assistant attorney.....	2	2,750	2	2,750	3	2,766
Librarian.....	1	2,600	1	2,600	1	2,600
Clerical, administrative, and fiscal service:						
Grade 14. Auditor.....	1	7,500	1	7,500	1	7,500
Grade 13. Senior administrative officer (secretary of Board).....	1	6,200	1	6,200	1	6,200
Administrative officer (clerk of Board).....	1	6,000	1	6,000	1	6,000
Assistant chief accountant and auditor.....	1	5,800	1	5,800	1	5,800
Grade 7. Junior administrative officer (disbursing clerk).....	1	3,000	1	3,000	1	3,000
Clerk.....	1	2,800	1	2,800	1	2,800
Grade 6. Principal stenographer.....	1	2,700	1	2,700	1	2,700
Grade 5. Senior clerk.....	6	2,283	6	2,283	6	2,283
Senior clerk-stenographer.....	18	2,271	18	2,271	19	2,273
Grade 4. Clerk.....	7	1,988	7	1,988	7	1,988
Clerk-stenographer.....	16	1,927	16	1,927	17	1,924
Grade 3. Clerk.....	10	1,770	10	1,770	10	1,770
Clerk-typist.....	4	1,665	4	1,665	5	1,692
Senior stenographer.....	1	1,620	1	1,620	2	1,740
Grade 2. Clerk.....	7	1,620	7	1,620	7	1,620
Typist.....	1	1,740	1	1,740	2	1,740
Clerk-typist.....	3	1,540	3	1,540	3	1,540
Grade 1. Underoperator.....	1	1,440	1	1,440	1	1,440
Underclerk.....	2	1,350	2	1,350	2	1,350
Head mail clerk.....	1	1,560	1	1,560	2	1,560
Custodial service:						
Grade 4. Head messenger.....	1	1,500	1	1,500	1	1,500
Grade 3. Messenger.....	6	1,320	6	1,320	6	1,320
Total permanent, departmental.....	135	484,840	138	495,560	148	525,880
Deduct lapses and administrative furloughs.....				9,100		25,795
All personal services, departmental.....		484,840		486,460		500,085
Deduct legislative reductions.....		48,484		72,969		52,201
01 Personal services (net).....		436,356		413,491		447,884
OTHER OBLIGATIONS						
02 Supplies and materials.....		4,140		5,400		863
05 Communication service.....		3,500		3,500		2,868
06 Travel expenses.....		15,000		17,500		7,592
08 Reporting.....		20,000		23,000		20,315
12 Repairs and alterations.....		420		200		110
13 Special miscellaneous.....		200		209		190
30 Equipment.....		2,500		2,700		1,397
Total other obligations.....		45,760		52,509		33,335
Grand total obligations.....		482,116		466,000		481,219
Received by transfer from appropriation "Printing and binding".....						-3,600
Net total obligations.....		482,116		466,000		477,619
Estimated savings and unobligated bal- ances.....				2,000		52,381
Total estimate or appropriation.....		482,116		468,000		530,000

Printing and Binding, Board of Tax Appeals—

For all printing and binding for the Board of Tax Appeals, **[\$22,000] \$20,000** (*U.S.C., title 26, sec. 1222; title 31, sec. 588; U.S.C., Supp. VI, title 26, secs. 2601-2603; act June 16, 1933, 48 Stat., p. 286*).

Estimate 1935, **\$20,000**

Appropriated 1934, **\$22,000**

Printing and Binding, Board of Tax Appeals—Continued.

By objects	Obligations		
	Estimate, 1935	Estimate, 1934	Actual, 1933
08 Printing and binding:			
1. Forms.....	\$200	\$200	\$37
2. Pamphlets.....	6,500	6,500	6,578
3. Decisions.....	6,000	8,000	7,545
4. Bound volumes.....	6,800	6,800	3,400
5. Indices.....	350	350	301
6. Binding.....	125	125	118
7. Storage.....	15	15	14
8. Miscellaneous.....	10	10	7
Total obligations.....	20,000	22,000	18,000
Transferred to "Salaries and expenses".....			+3,600
Net total obligations.....	20,000	22,000	21,600
Estimated savings and unobligated bal- ances.....			8,400
Total estimate or appropriation.....	20,000	22,000	30,000

Total, Board of Tax Appeals, **[\$490,000] \$502,116**.

Annual appropriations, general fund:

Estimate 1935, **\$502,116**

Appropriated 1934, **\$490,000**

BUREAU OF EFFICIENCY^a

^a Bureau of Efficiency abolished on May 31, 1933, under the provisions of the act of March 3, 1933 (47 Stat., p. 1519).

Salaries and Expenses, Bureau of Efficiency—

By objects	Obligations					
	Estimate, 1935		Estimate, 1934		Actual, 1933	
PERSONAL SERVICES, DEPARTMENTAL	Posi- tions	Av. salary	Posi- tions	Av. salary	Posi- tions	Av. salary
Clerical, administrative, and fiscal service:						
Grade 15. Senior executive officer.....					1.3	\$8,974
Grade 14. Special executive officer.....					1	7,500
Grade 13. Chief investigator.....					3	6,000
Grade 12. Associate chief investigator.....					5.1	4,891
Grade 11. Assistant chief investigator.....					4	4,000
Grade 10. Senior investigator.....					0.7	3,514
Grade 9. Investigator.....					3	3,300
Grade 8. Associate investigator.....					2	3,200
Grade 7. Assistant investigator.....					3	2,867
Grade 6. Principal clerk.....					3	2,600
Grade 5. Senior clerk.....					1	2,100
Head stenographer.....					1	2,100
Grade 4. Office draftsman.....					1	2,160
Clerk.....					1	2,160
Grade 3. Senior stenographer.....					2	1,830
Assistant clerk-stenographer.....					1	1,800
Assistant clerk.....					1	1,740
Grade 2. Junior clerk.....					1	1,680
Professional service:						
Grade 5. Senior scientist.....					3	4,800
Grade 2. Assistant actuary.....					1	2,600
Subprofessional service:						
Grade 4. Assistant scientific aid.....					1	1,620
Custodial service:						
Grade 3. Messenger.....					3	1,400
Total permanent, departmental.....					43.1	153,494
Deduct lapses and administrative furloughs.....						16,398
Net permanent, departmental.....						137,096
Temporary employees, departmental.....						507
All personal services, departmental.....						137,603
Deduct legislative reductions.....						13,383
01 Personal services (net).....						124,220
OTHER OBLIGATIONS						
02 Supplies and materials.....						125
05 Communication service.....						477
06 Travel expenses.....						2,465
07 Transportation of things.....						22
08 Printing and photostating.....						12

Salaries and Expenses, Bureau of Efficiency—Continued.

By objects	Obligations		
	Estimate, 1935	Estimate, 1934	Actual, 1933
OTHER OBLIGATIONS—continued			
11 Rental of equipment.....			\$700
12 Repairs.....			66
13 Laundry and clock service.....			14
30 Equipment.....			5
Total other obligations.....			3,886
Grand total obligations.....			128,106
Savings and unobligated balances.....			30,894
Total appropriation.....			159,000
BY ACTIVITIES OR PROJECTS			
1. Office administration.....			138,983
2. Investigations, surveys, and assistance.....			189,123
Total.....			128,106

¹ Partly estimated.

Printing and Binding, Bureau of Efficiency—

By objects	Obligations		
	Estimate, 1935	Estimate, 1934	Actual, 1933
02 Stationery and supplies.....			\$29
08 Printing and binding.....			128
Total.....			157
Savings and unobligated balance.....			343
Total appropriation.....			500
BY ACTIVITIES OR PROJECTS			
Office administration.....			157

CENTRAL STATISTICAL BOARD

Central Statistical Board—

NOTE.—Created by Executive Order No. 6225, dated July 27, 1933, under authority of the National Industrial Recovery Act of June 16, 1933. Financed by allocation of \$20,000 from the appropriation made for the purposes of the National Industrial Recovery Act by the Fourth Deficiency Act, fiscal year 1933, approved June 16, 1933.

By objects	Obligations		
	Estimate, 1935	Estimate, 1934	Actual, 1933
PERSONAL SERVICES, DEPARTMENTAL			
Professional services:			
Grade 7. Executive secretary.....	0.2 \$7,500	0.5 \$7,500	
Grade 6. Principal research assistant.....		0.7 6,000	
Grade 5. Senior research assistant.....	0.3 5,200	0.5 4,800	
Grade 4. Research assistant.....		0.5 4,000	
Grade 1. Junior research assistant.....		0.5 2,400	
Clerical, administrative, and fiscal service:			
Grade 4. Principal stenographer.....	0.3 1,800	1.5 1,800	
Grade 3. Senior stenographer.....			
Assistant clerk-stenographer.....		0.7 1,620	
Total permanent, departmental.....	0.8 3,625	4.9 16,380	
Deduct legislative reductions.....		2,457	
01 Personal services (net).....	3,625	13,923	
OTHER OBLIGATIONS			
02 Supplies and materials.....	150	300	
05 Communication service.....	150	250	
06 Travel expenses.....		250	
08 Multigraphing, mimeographing, etc.....	52	100	
12 Alterations.....		1,200	
Total other obligations.....	352	2,100	
Grand total obligations.....	3,977	16,023	
1934 appropriations to be obligated in 1935.....	-3,977	+3,977	
Received by transfer from Federal Emergency Administration of Public Works.....		-20,000	
Total estimate or appropriation.....			

CHICAGO WORLD'S FAIR CENTENNIAL CELEBRATION COMMISSION

Chicago World's Fair Centennial Celebration Commission—

By objects	Obligations			
	Estimate, 1935	Estimate, 1934	Actual, 1933	
PERSONAL SERVICES				
Personal services.....		\$49,854		\$31,456
Deduct legislative reductions.....		7,478		3,145
01 Personal services (net).....		42,376		28,311
OTHER OBLIGATIONS				
02 Supplies and materials.....		250		1,537
05 Communication service.....		1,350		474
06 Travel expenses.....		3,000		3,018
07 Transportation of things (service).....		5,000		5,253
18 Printing and binding (report).....				5,000
10 Heat, light, power, water, electricity.....		20,404		
1 Rental of space.....				10,580
12 Repairs and alterations.....		450		
13 Special and miscellaneous current expenses.....		16,505		2,930
30 Equipment.....				8,704
32 Structures and parts, and nonstructural improvements to land.....				299,980
Total other obligations.....		46,959		337,475
Total obligations.....		89,335		365,787
Transferred to—				
Department of Commerce.....				86,790
Department of Agriculture.....				101,750
Navy Department.....				47,500
War Department:				
Corps of Engineers, U.S. Army.....				4,000
U.S. Army (troop participation).....				60,000
Department of State.....				10,000
Post Office Department.....				15,000
Department of Interior.....				54,100
Department of Labor.....				24,000
Treasury Department.....				30,000
Department of Justice.....				7,500
Smithsonian Institution.....				12,500
Government Printing Office.....				5,000
The Panama Canal.....				1,500
Veterans' Administration.....				4,500
National Advisory Commission of Aeronautics.....				10,800
National Capitol Park and Planning Commission.....				7,000
Library of Congress.....				600
U.S. Shipping Board.....				7,000
Grand total obligations.....		89,335		855,327
Estimated savings and unobligated balance.....		+52,193		3,145
1933 appropriation available in 1934.....		-141,528		+141,528
Total estimate or appropriation.....				1,000,000

CIVIL SERVICE COMMISSION

Salaries and Expenses, Civil Service Commission—

For three Commissioners and other personal services in the District of Columbia, including personal services required for examination of presidential postmasters, and including not to exceed \$1,000 for employment of expert examiners not in the Federal service on special subjects for which examiners within the service are not available, and for personal services in the field; for necessary traveling expenses, including those of examiners acting under the direction of the Commission, and for expenses of examinations and investigations held elsewhere than at Washington, including not to exceed \$1,000 for expenses of attendance at meetings of public officials when specifically directed by the Commission; for furniture and other equipment and repairs thereto; supplies; advertising; telegraph, telephone, and laundry service; freight and express charges; street-car fares not to exceed \$300; stationery; purchase and exchange of law books, books of reference, directories, subscriptions to newspapers and periodicals, not to exceed \$1,000; charts; purchase, exchange, maintenance, and repair of motor trucks, motorcycles, and bicycles; garage rent; postage stamps to prepay postage on matter addressed to Postal Union countries; special-delivery stamps; and other like miscellaneous necessary expenses not hereinbefore provided for, **[\$1,028,000] \$1,421,000, of which not to exceed \$200,000 shall be immediately available: Provided, That no details from any executive department or independent establishment in the District of Columbia or elsewhere to the Commission's central office in Washington or to any of its district offices shall be made during the fiscal year ending June 30, [1934,] 1935, but this shall not affect the making**

of details for service as members of the boards of examiners outside the immediate offices of the district managers: *Provided further, That the Civil Service Commission shall have power in case of emergency to transfer or detail any of its employees to or from its office or field force: Provided further, That the provisions of section 506 of Part II of the Legislative Appropriation Act, fiscal year 1933, shall not operate, after June 30, 1934, to prevent the adjustment of classification or compensation to conform to the duties to which the employees of the Commission may be assigned (U.S.C., title 5, secs. 632, 705a, act June 16, 1933, 48 Stat., pp. 286-287).*

Estimate 1935, \$1,421,000

Appropriated 1934, \$1,028,000

By objects	Obligations					
	Estimate, 1935		Estimate, 1934		Actual, 1933	
	Posi- tions	Av. salary	Posi- tions	Av. salary	Posi- tions	Av. salary
PERSONAL SERVICES, DEPARTMENTAL						
Clerical, administrative, and fiscal service:						
Grade 15. Special executive officer:						
Commissioner	3	\$8,500	3	\$8,167	3	\$8,455
Director					0.25	8,500
Grade 14. Executive officer	1	6,500	1	6,500	1	6,500
Grade 13. Chief administrative officer:						
Secretary and Budget officer			0.1	5,600	1	5,600
Administrative officer					0.25	6,000
Reviewing examiner					0.5	5,800
Grade 12. Head administrative officer:						
Assistant secretary					0.2	4,600
Executive assistant and per- sonnel officer	1	4,600	1	4,600	0.8	4,600
Chief of division	2	4,700	2	4,700	2	4,700
Head investigator	2	4,700	2	4,700	2	4,700
Statistician					0.25	5,000
Assistant administrative officer	1	4,600	1	4,600	1	4,600
Grade 11. Administrative officer:						
Chief of division	1	4,600	1	4,600	1	4,600
Accountant and auditor	1	3,800	1	3,800	1	3,800
Principal examiner	2	3,900	2	3,900	2.25	3,839
Grade 10. Junior administrative officer:						
Chief of division	1	3,700	1	3,700	1	3,700
Assistant chief of division	3	3,633	3	3,633	3	3,633
Retirement specialist	1	3,600	1	3,600	1	3,600
Chief of section	2	3,550	2	3,550	2	3,550
Examiner	4	3,650	4	3,650	4	3,650
Grade 9. Senior administrative assistant:						
Examiner	9	3,345	9	3,345	10.6	3,323
Cost accountant and assistant						
Budget officer	1	3,200	1	3,200	1	3,200
Civil-service adviser	3	3,200	3	3,200	3	3,200
Chief of division	1	3,200	1	3,200	1	3,200
Grade 8. Administrative assistant:						
Examiner	1	3,400	1.2	3,333	3.5	3,114
Special disbursing officer	1	3,300	1	3,300	1	3,300
Contact representative	1	3,200	1	3,200	1	3,200
Personnel clerk					0.7	2,900
Assistant to retirement spe- cialist	1	2,900	1	2,900	1	2,900
Assistant chief of section	2	3,200	2	3,200	2	3,200
Assistant editor	1	2,900	1	2,900	1	2,900
Grade 7. Junior administrative assistant:						
Special assistant to chief exam- iner	1	2,600	1	2,600	1	2,600
Examiner	4	2,800	4	2,800	4.75	2,811
Fingerprint supervisor	1	2,600	1	2,600	1	2,600
Chief of section	3	2,667	3	2,667	3	2,667
Personnel clerk	1	2,600	1	2,600	0.3	2,600
Junior retirement accountant	4	2,700	4	2,700	4	2,700
Grade 6. Principal clerk:						
Assistant chief of section	1	2,300	1	2,300	1	2,300
Assistant chief of division	1	2,700	1	2,700	1	2,700
Deputy special disbursing officer	1	2,900	1	2,900	1	2,480
Principal clerk	5	2,340	5	2,340	5	2,340
Principal clerk-stenographer	6	2,300	6	2,300	5.7	2,353
Grade 5. Senior clerk	27	2,256	27	2,256	28.1	2,252
Senior clerk-stenographer	2	2,050	2	2,050	2	2,050
Examiner	2	2,150	2	2,150	2	2,150
Reviewer of appeals	1	2,000	1	2,000	1	2,000
Grade 4. Clerk	40	1,911	40	1,911	41.55	1,916
Clerk-stenographer	19	1,885	19	1,885	19.5	1,887
Grade 3. Assistant clerk	75	1,717	75	1,717	73.55	1,722
Senior stenographer	26	1,693	26	1,693	23.85	1,699
Senior operator office devices					0.5	1,710
Grade 2. Junior clerk-typist	22	1,462	22	1,462	20.4	1,464
Junior clerk	45	1,467	45	1,467	39.3	1,509
Junior stenographer	4	1,440	4	1,440	4	1,440
Junior operator office devices	5	1,500	5	1,500	6	1,505
Grade 1. Underclerk	2	1,320	2	1,320	2	1,320
Under operator office devices	3	1,440	3	1,440	3	1,400
Professional and scientific service:						
Grade 7. Head scientist:						
Chief examiner	1	6,500	1	6,579	1	7,000
Chief of research division	1	6,500	1	6,500	1	6,500
Grade 6. Principal scientist:						
Assistant chief examiner and Budget officer	1	5,600	1	5,600	1	5,600
Chief of examining division	1	5,800	1	5,800	1	5,800
Examiner					0.25	5,600
Grade 5. Senior scientist:						
Assistant chief of division	1	4,600	1	4,600	1	4,600
Member Board of Appeals	3	4,733	3	4,733	3	4,733
Examiner	3	4,600	3	4,600	2.8	4,600
Medical officer	1	4,600	1	4,600	1	4,600

Salaries and Expenses, Civil Service Commission—Continued.

By objects	Obligations					
	Estimate, 1935		Estimate, 1934		Actual, 1933	
	Posi- tions	Av. salary	Posi- tions	Av. salary	Posi- tions	Av. salary
PERSONAL SERVICES, DEPARTMENTAL—CON.						
Professional and scientific service—Con.						
Grade 4. Scientist:						
Chief of section	1	\$4,200	1	\$4,200	1	\$4,200
Examiner	7	3,829	7	3,829	7	3,829
Grade 3. Associate scientist:						
Examiner	10	3,220	10	3,220	9	3,222
Assistant in personnel re- search	3	3,267	3	3,267	3	3,267
Grade 2. Assistant scientist:						
Examiner	3	2,600	3	2,600	3	2,600
Assistant in personnel re- search	2	2,700	2	2,700	2	2,700
Assistant librarian	1	2,600	1	2,600	1	2,600
Grade 1. Junior scientist:						
Examiner	7	2,071	7	2,071	7	2,071
Assistant in personnel re- search	2	2,150	2	2,150	2	2,150
Subprofessional service:						
Grade 5. Scientific aid (examiner)	5	1,884	5	1,884	5	1,884
Custodial service:						
Grade 7. Senior mechanic					1	2,040
Grade 5. Mechanic	1	1,500	1	1,500	1	1,500
Grade 4. Under mechanic	1	1,620	1	1,620	1	1,620
Grade 3. Minor mechanic	2	1,470	2	1,470	2	1,470
Messenger	5	1,284	5	1,284	5.25	1,280
Grade 2. Assistant messenger	8	1,110	8	1,110	6.6	1,102
Total permanent, departmental	417		417.3		416.1	
Deduct lapses and administrative furloughs		930,124		930,364		949,715
		63,579		11,092		48,793
Net permanent, departmental		866,545		919,272		1,900,922
PERSONAL SERVICES, FIELD						
Clerical, administrative, and fiscal service:						
Grade 12. District manager	4	4,800	4	4,810	4	4,850
Grade 11. District manager	7	4,229	7	4,229	7	4,229
Grade 10. Assistant district manager	4	3,850	4	3,850	4	3,850
Grade 9. Assistant district manager	7	3,357	7	3,357	7	3,357
Field examiner	38	3,208	38.2	3,208	38.2	3,208
Grade 8. Assistant district manager	2	3,000	2	3,000	2	3,000
Grade 7. Assistant manager in charge	1	3,000	1	3,000	1	3,000
Junior administrative assistant	1	2,700	1	2,700	1	2,700
Field examiner	1	2,700	1	2,700	1	2,700
Grade 6. Principal clerk	5	2,440	5	2,440	5	2,440
Examiner	2	2,300	2	2,300	1.1	2,300
Grade 5. Senior clerk	5	2,160	5	2,160	6	2,217
Senior clerk-stenographer	1	2,400	1	2,400	1	2,400
Examiner	1	2,000	1	2,000	1	2,000
Grade 4. Clerk	26	1,992	26	1,992	26.8	2,013
Clerk-stenographer	9	1,900	9	1,900	9	1,900
Examiner	1	1,920	1	1,920	1	1,920
Grade 3. Assistant clerk	23	1,763	23	1,763	25.8	1,748
Senior stenographer	19	1,705	19	1,705	22.7	1,694
Senior clerk-typist	4	1,695	4	1,695	4	1,695
Grade 2. Junior clerk	8	1,485	8	1,485	13.3	1,467
Junior stenographer	15	1,452	15	1,452	14.4	1,452
Senior typist	5	1,548	5	1,548	6.8	1,519
Grade 1. Junior typist	1	1,380	1	1,380	1	1,380
Under operator office devices					.8	1,260
Custodial service:						
Grade 2. Assistant messenger	3	1,100	3	1,100	4.9	1,112
Grade 1. Junior messenger	1	780	1	780	1	780
Total permanent, field	194	453,402	194.2	454,084	210.8	479,946
Deduct lapses and administrative furloughs		29,947		2,509		21,396
Net permanent, field		423,455		451,575		458,550
Total, departmental and field		1,290,000		1,370,847		1,356,472
Deduct legislative reductions		129,000		205,627		144,779
01 Personal services (net)		1,161,000		1,165,220		1,211,693
OTHER OBLIGATIONS						
02 Supplies and materials		8,695		8,695		7,463
05 Communication service		6,145		6,145		5,838
06 Travel expenses		35,000		35,000		36,850
07 Transportation of things		1,650		1,650		1,520
12 Repairs and alterations		820		820		987
13 Special and miscellaneous current ex- penses		375		375		427
30 Equipment		7,315		7,315		6,867
Total other obligations		60,000		60,000		59,952
Grand total obligations		1,221,000		1,225,220		1,271,645
1935 appropriation to be obligated in 1934		+200,000		-200,000		
Received by transfer from—						
“Printing and binding, Civil Service Commission”, 1933						-4,800
“Salaries and expenses, Bureau of the Census”, 1934				-520		
Transferred to “Printing and binding, Civil Service Commission”, 1934				+3,300		
Net total obligations		1,421,000		1,028,000		1,266,845
Estimated savings and unobligated bal- ances						150,641
Total estimate or appropriation		1,421,000		1,028,000		1,417,486

¹ Includes personnel portion of amounts appropriated for 1933 for Personnel Classification Board, which Board was transferred to the Civil Service Commission Oct. 1, 1932

Salaries and Expenses, Civil Service Commission—Continued.

By activities or projects	Obligations		
	Estimate, 1935	Estimate, 1934	Actual, 1933
1. Office administration, including executive officers, library, personnel office, research, purchasing and warehousing, accounting and auditing, maintenance, and disbursing.....	\$105,965	\$110,333	\$135,349
2. Retirement and service record work, including reemployment work.....	389,261	422,779	529,884
3. Classification work.....	108,630	96,862	129,345
4. Examination work:			
(a) Presidential postmaster.....	45,246	62,490	34,858
(b) Receipt and review of applications.....	107,081	99,933	73,640
(c) Clerical examining work.....	136,373	128,661	96,650
(d) Scientific, technical and professional examining work.....	125,914	117,606	86,845
(e) Other competitive work, including examining work incident to reinstatements, transfers, and promotions; character investigations, appeals, etc.....	95,912	89,314	104,185
(f) Certification work, including preparation and maintenance of registers.....	106,618	97,242	80,889
Total.....	1,221,000	1,225,220	1,271,645

Printing and Binding, Civil Service Commission—

For all printing and binding for the Civil Service Commission, including all of its bureaus, offices, institutions, and services located in Washington and elsewhere, **[\$22,000] \$55,000, of which not to exceed \$20,000 shall be immediately available (U.S.C., title 31, sec. 588; act June 16, 1933, 48 Stat., p. 287).**

Estimate 1935, **\$55,000**Appropriated 1934, **\$22,000**

By objects	Obligations		
	Estimate, 1935	Estimate, 1934	Actual, 1933
0211 Announcements.....	\$2,070	\$4,370	\$828
Examination questions.....	7,850	11,350	6,608
Application blanks and supplemental forms.....	7,135	10,635	5,893
Record and index cards, letterheads, folders, circular letters, posters, etc.....	5,045	9,045	5,803
0800 Official Register of the United States.....	3,000	3,000	
Annual report.....	1,000	1,000	1,849
Act and rules, information pamphlets, binding, etc.....	8,900	8,900	4,809
Total printing and binding obligations.....	35,000	48,300	25,790
1935 appropriation to be obligated in 1934.....	+20,000	-20,000	
Transferred to "Salaries, Civil Service Commission", 1933.....			+4,800
Received by transfer from—			
"Printing and binding, Department of Commerce", 1934.....		-3,000	
"Salaries and expenses, Civil Service Commission", 1934.....		-3,300	
Net total obligations.....	55,000	22,000	30,590
Estimated savings and unobligated balances.....			9,410
Total estimate or appropriation.....	55,000	22,000	40,000

Total, Civil Service Commission, **[\$1,050,000] \$1,476,000.**

Annual appropriations, general fund:

Estimate 1935, **\$1,476,000**Appropriated 1934, **\$1,050,000**

COMMISSION OF FINE ARTS

NOTE.—The expenditures by the Federal Government for the purposes of the Commission of Fine Arts are administered by the Department of the Interior beginning August 10, 1933, under the provisions of section 2 of Executive Order No. 6166, dated June 10, 1933. (See p. 259.)

COMMODITY CREDIT CORPORATION

Commodity Credit Corporation—

NOTE.—A corporation created by Executive Order No. 6340, dated October 16, 1933, under authority of the National Industrial Recovery Act approved June 16, 1933. Financed (1) from subscriptions to capital stock of the corporation, \$3,000,000, out of the appropriation of \$100,000,000 authorized by section 220 of the National Industrial Recovery Act and made by the Fourth Deficiency Act, fiscal year 1933, approved June 16, 1933, and (2) by advances by the Reconstruction Finance Corporation for loans on commodities.

By objects	Obligations		
	Estimate, 1935	Estimate, 1934	Actual, 1933
Purchase of capital stock.....		\$3,000,000	
Loans on cotton.....		250,000,000	
Total obligations.....		253,000,000	
Received by transfer from Federal Emergency Administration of Public Works.....		-3,000,000	
Transfer from Reconstruction Finance Corporation.....		-250,000,000	
Total estimate or appropriation.....			

EMERGENCY CONSERVATION WORK

Emergency Conservation Fund—

NOTE.—Authorized by the act approved March 30, 1933 (Public No. 5, 73rd Congress). Financed (1) from \$101,875,200 made available from unobligated moneys under authority contained in section 4 of the act of March 31, 1933, and (2) \$322,587,315 allocated from the appropriation made by the Fourth Deficiency Act, fiscal year 1933, approved June 16, 1933, of which latter sum \$182,893,632 has been actually transferred.

By objects	Obligations		
	Estimate, 1935	Estimate, 1934	Actual, 1933
(Funds allotted to Dec. 31, 1933)			
01 Personal service.....		\$72,336,649	\$12,228,564
02 Supplies and materials.....		36,084,195	14,488,482
03 Subsistence.....		22,300,795	4,761,646
05 Communication service.....		64,599	
06 Travel of persons.....		14,141,810	3,948,419
07 Transportation of things.....		11,021,715	1,988,935
08 Printing and binding.....		72,140	
10 Furnishing of heat, light, power, water, etc.....		1,206,039	
11 Rents.....		162,467	
12 Repairs and alterations.....		820,781	164,156
13 Special and miscellaneous current expenses.....		2,447,236	166,846
22 Burial expenses.....		162,485	
30 Equipment.....		15,620,325	6,718,766
31 Lands.....		11,550,000	
32 Structures and parts.....		19,778,576	4,290,946
Total obligations.....		207,869,815	48,756,760
Reserved for—			
Purchase of land.....		10,000,000	
Indian conservation work.....		1,889,478	
Emergency construction.....		1,437,000	
Total reserved.....		13,326,478	
Unallocated.....		14,815,779	
Total transferred.....		236,012,072	48,756,760
Transferred from Treasury Department, public buildings.....		-44,118,440	-48,756,760
Transferred from War Department, rivers and harbors.....		-9,000,000	
Transferred from Federal Emergency Administration of Public Works.....		-182,893,632	
Total estimate or appropriation.....			

BY ACTIVITY OR PROJECT

1. War Department.....	153,960,550	38,910,291
2. Winoski River.....	305,353	1,897
3. Department of Agriculture.....	29,195,777	9,081,920
4. Department of Agriculture, land.....	10,000,000	
5. Department of the Interior.....	6,354,989	737,363
6. Department of the Interior, Indian Affairs.....	7,975,221	10,501
7. Director, Emergency Conservation Work.....	67,662	14,788
8. Department of Labor.....	10,263	
Total.....	207,869,815	48,756,760

EMPLOYEES' COMPENSATION COMMISSION

Salaries and Expenses, United States Employees' Compensation Commission—

For three Commissioners and other personal services in the District of Columbia, including not to exceed \$1,000 for temporary experts and assistants in the District of Columbia and elsewhere, to be paid at a rate not exceeding \$8 per day, and for personal services in the field; for furniture and other equipment and repairs thereto; law books, books of reference, periodicals; stationery and supplies; traveling expenses; fees and mileage of witnesses; contract stenographic reporting services; rent at the seat of government and elsewhere; and miscellaneous items; **[\$345,000]** \$361,510 (U.S.C., title 5, sec. 782; U.S.C., Supp. VI, title 33, secs. 901-950; acts May 17, 1928, 45 Stat., p. 600; June 16, 1933, 48 Stat., p. 287).

Estimate 1935, **\$361,510**Appropriated 1934, **\$345,000**

By objects	Obligations					
	Estimate, 1935	Estimate, 1934	Actual, 1933	Estimate, 1935	Estimate, 1934	Actual, 1933
PERSONAL SERVICES, DEPARTMENTAL						
Clerical, administrative, and fiscal service:						
Grade 15. Commissioner.....	3	\$8,333	3	\$8,333	3	\$8,500
Grade 13. Deputy Commissioner.....	1	6,200	1	6,200	1	6,200
Grade 12. Secretary.....	1	5,200	1	5,200	1	5,200
Chief of claims division.....	1	4,800	1	4,800	1	4,800
Grade 9. Disbursing and accounting officer.....	1	3,200	1	3,200	1	3,200
Assistant chief of claims division.....	1	3,200	1	3,200	1	3,200
Grade 8. Chief investigator.....	1	3,000	1	3,000	1	3,000
Grade 7. Deputy disbursing and accounting officer.....	1	2,600	1	2,600	1	2,600
Examiner-investigator.....	4	2,650	4	2,650	4	2,700
Grade 6. Administrative assistant.....	3	2,600	3	2,600	3	2,600
Claim examiner.....	1	2,600	1	2,600	1	2,600
Investigator.....	1	2,300	1	2,300	1	2,300
Grade 5. Claim examiner.....	8	2,250	8	2,250	8	2,250
Clerk-secretary.....	8	2,313	8	2,313	7	2,314
Grade 4. Clerk-examiner.....	12	1,965	12	1,965	14	1,954
Grade 3. Assistant clerk.....	15	1,712	15	1,712	16	1,688
Grade 2. Junior clerk-stenographer.....	38	1,519	38	1,519	39	1,511
Grade 1. Underclerk.....	5	1,332	5	1,332	8	1,305
Professional service:						
Grade 8. Chief counsel.....	1	8,000	1	8,000	1	8,000
Grade 6. Assistant chief counsel.....	1	5,600	1	5,600	1	5,600
Grade 5. Attorney.....	1	5,200	1	5,200	1	5,200
Safety engineer.....	1	4,800	1	4,800	1	4,800
Grade 4. Chief statistician.....	1	4,200	1	4,200	1	4,200
Grade 3. Associate attorney.....	1	3,200	1	3,200	2	3,250
Custodial service:						
Grade 3. Messenger.....	2	1,380	2	1,380	2	1,380
Total permanent, departmental.....	113	260,400	113	260,400	120	272,193
Deduct lapses and administrative furloughs.....		1,500		1,522		6,929
Net permanent, departmental.....		258,900		258,878		265,264
PERSONAL SERVICES, FIELD						
Clerical, administrative, and fiscal service:						
Grade 14. Deputy commissioner.....	1	6,000	1	6,000	1	7,500
Grade 13. Deputy commissioner.....	10	5,680	10	5,680	11	5,672
Grade 7. Examiner investigator.....	9	3,033	9	3,033	9	2,922
Grade 5. Senior clerk.....	11	2,027	11	2,027	12	2,025
Grade 3. Assistant clerk.....	17	1,673	17	1,673	18	1,673
Grade 2. Junior clerk.....	4	1,500	4	1,500	5	1,500
Grade 1. Underclerk.....	1	1,320	1	1,320	1	1,320
Total permanent, field.....	53	148,160	53	148,160	57	159,424
Deduct lapses and administrative furloughs.....		660		660		3,134
Net permanent, field.....		147,500		147,500		156,290
Temporary employees, field.....						266
All personal services, field.....		147,500		147,500		156,556
Total, departmental and field.....		406,400		406,378		421,820
Deduct legislative reductions.....		40,640		60,956		44,308
0150 Medical examinations.....		365,760		345,422		377,512
01 Personal services (net).....		8,000		9,000		8,040
		373,760		354,422		385,552
OTHER OBLIGATIONS						
02 Supplies and materials.....		2,800		2,800		2,637
05 Communication service.....		4,000		4,000		4,078
06 Travel expenses.....		11,000		11,000		10,966
08 Stenographic reporting service.....		12,000		13,000		11,792
11 Rents.....		5,721		7,021		9,309
12 Repairs.....		400		400		331
13 Miscellaneous.....		379		357		258
30 Equipment.....		2,000		2,000		2,309
Total other obligations.....		38,300		40,578		41,740
Grand total obligations.....		412,060		395,000		427,292
Received by transfer from District of Columbia, "Administrative expenses, compensation to injured employees".....		-50,550		-50,000		-62,000
Net total obligations.....		361,510		345,000		365,292
Estimated savings and unobligated balance.....						59,708
Total estimate or appropriation.....		361,510		345,000		425,000

Salaries and Expenses, United States Employees' Compensation Commission—Continued.

By activities or projects	Obligations		
	Estimate, 1935	Estimate, 1934	Actual, 1933
1. Administration, Federal Employees' Compensation Act.....	\$153,039	\$146,475	\$158,757
2. Administration, Longshoremen's and Harbor Workers' Compensation Act.....	208,471	198,525	214,661
3. Administration, District of Columbia Workmen's Compensation Act.....	50,550	50,000	53,874
Total.....	412,060	395,000	427,292

Printing and Binding, United States Employees' Compensation Commission—

For all printing and binding for the Employees' Compensation Commission, \$4,000 (U.S.C., title 31, sec. 588; act June 16, 1933, 48 Stat., p. 287).

Estimate 1935, **\$4,000**Appropriated 1934, **\$4,000**

By objects	Obligations		
	Estimate, 1935	Estimate, 1934	Actual, 1933
08 Printing and binding:			
Claim and report forms.....	\$3,600	\$3,800	\$2,962
Annual report.....	250	250	407
Designated medical facilities.....	450		
Letterheads.....	250	250	247
Miscellaneous.....	200	200	284
Total obligations.....	4,750	4,500	3,902
Received by transfer from District of Columbia "Administrative expenses, compensation to injured employees".....	-750	-750	-1,000
Net total obligations.....	4,000	3,750	2,902
Estimated savings and unobligated balance.....		250	2,098
Total estimate or appropriation.....	4,000	4,000	5,000

Employees' Compensation Fund—

Employees' compensation fund: For the payment of compensation provided by "An Act to provide compensation for employees of the United States suffering injuries while in the performance of their duties, and for others purposes", approved September 7, 1916 (U.S.C., title 5, sec. 785), including medical examinations, traveling and other expenses, and loss of wages payable to employees under sections 21 and 22; all services, appliances, and supplies provided by section 9 as amended, including payments to Army and Navy hospitals; the transportation and burial expenses provided by sections 9 and 11; and advancement of costs for the enforcement of recoveries provided in sections 26 and 27 where necessary, accruing during the fiscal year 1934 or in prior fiscal years; \$3,820,000: *Provided*, That the permanent appropriation made in Private Act Numbered 378, approved February 26, 1931, is repealed after June 30, 1933, and the payment authorized by such Act shall thereafter be made from the "Employees' compensation fund." years, \$3,987,900 (U.S.C., title 5, sec. 785; U.S.C., Supp. VI, title 5, secs. 756-773; act June 16, 1933, 48 Stat., pp. 287-288).

Estimated 1935, **\$3,987,900**Appropriated 1934, **\$3,820,000**

By objects	Obligations		
	Estimate, 1935	Estimate, 1934	Actual, 1933
Disability compensation.....	\$1,847,700	\$2,200,000	\$1,913,954
Lump-sum awards (disability).....	12,000	12,000	1,693
Medical and hospital treatment and supplies.....	625,000	625,000	593,135
Transportation.....	42,000	42,000	40,048
Death compensation.....	1,411,200	1,521,000	1,441,832
Lump-sum awards (death).....	6,000	6,000	
Burial.....	36,000	36,000	24,065
Embalming and transportation.....	5,000	5,000	2,422
Court costs.....	3,000	3,000	2,033
Total obligations.....	4,350,000	4,450,000	4,019,182
1933 appropriation obligated in 1934.....		-100,000	+100,000
Received by transfer from Treasury Department (Private Act No. 378, 71st Cong.).....			-300
Net total obligations.....	4,350,000	4,350,000	4,118,882
Estimated savings and unobligated balance.....		1530,000	331,118
Total estimate or appropriation.....	3,987,900	3,820,000	4,450,000

1 Legislative reduction in compensation.

Employees' Compensation Fund—Continued.

Comparison of average monthly expenditures from the Employees' compensation fund for the fiscal years 1930 to 1935, inclusive, with the estimated cost for 1934 and 1935

	Net disbursements				Estimated monthly average	
	Fiscal year 1930	Fiscal year 1931	Fiscal year 1932	Fiscal year 1933	Fiscal year 1934	Fiscal year 1935
Disability compensation. Lump-sum awards (disability).....	\$162,130	\$172,555	\$173,345	\$154,365	\$157,083	\$153,976
Medical and hospital treatment and supplies. Transportation (secs. 9 and 21).....	1,700	284	1,195	141	1,000	1,000
Death compensation. Lump-sum awards (death).....	49,488	56,401	52,389	49,387	52,083	52,083
Burial expenses.....	2,875	3,427	3,009	3,337	3,500	3,500
Embalming and transportation (sec. 11).....	113,090	113,271	117,692	120,145	108,834	117,599
Net court costs.....	500	80	2,005	500	500	500
	3,335	2,848	2,645	2,005	3,000	3,000
	438	301	362	202	417	417
	208	96	133	169	250	250
Total, per month.....	333,764	349,183	350,850	329,752	326,667	332,325
Total, per year.....	4,005,171	4,190,198	4,210,200	3,957,028	3,920,000	3,987,900

The above disbursements are net, after taking into account refunds received from third party cases under sections 26 and 27 of the act. The amounts of these refunds were as follows: Fiscal year 1930, \$43,582.50; fiscal year 1931, \$48,662; fiscal year 1932, \$58,255; fiscal year 1933, \$44,783.

Total, Employees' Compensation Commission, **[\$4,169,000]**
\$4,353,410.

Annual appropriations, general fund:

Estimate 1935, **\$4,353,410** Appropriated 1934, **\$4,169,000**

Trust fund:

Relief and Rehabilitation, Longshoremen's and Harbor Workers' Compensation Act—

Trust fund created by section 44 of the Act of March 4, 1927 (U.S.C., Supp. VI, title 33, sec. 944), from the amount received as compensation for death of an employee where no person is entitled to compensation for such death and from fines and penalties collected; to be used for the payment of additional compensation under the provisions of subdivisions (f) and (g) of section 8 of the act of March 4, 1927 (U.S.C., Supp. VI, title 33, secs. 908, 944).

Estimate 1935, **\$15,000** Appropriated 1934, **\$31,000**

By objects	Obligations		
	Estimate, 1935	Estimate, 1934	Actual, 1933
Relief and rehabilitation.....	\$6,000	\$6,000	\$5,727
Investment.....	9,000	9,000	9,417
Total estimated withdrawals.....	15,000	15,000	15,144
Unobligated balances.....		16,000	14,856
Total estimate or appropriations.....	15,000	31,000	30,000

Total, Employees' Compensation Commission, general and trust funds:

Estimate 1935, **\$4,368,410** Appropriated 1934, **\$4,200,000**

EXECUTIVE COUNCIL

Executive Council—

NOTE.—Created by Executive Order No. 6202-A, dated July 11, 1933, under authority of the Act for the relief of unemployment through the performance of useful public work, approved March 31, 1933, and the National Industrial Recovery Act, approved June 16, 1933. Financed by allocation of \$20,000 from the appropriation made for the purposes of the National Industrial Recovery Act by the Fourth Deficiency Act, fiscal year 1933, approved June 16, 1933.

By objects	Obligations		
	Estimate, 1935	Estimate, 1934	Actual, 1933
01 Personal services (net) (temporary).....		\$17,589	
02 Stationery and materials.....		560	
08 Photostats.....		905	
05 Communication service.....		946	
Received by transfer from Federal Emergency Administration of Public Works.....		20,000	
		—20,000	
Total estimate or appropriations.....			

FARM CREDIT ADMINISTRATION

NOTE.—Estimates for the Farm Credit Administration appear following Department of Agriculture. (See p. 191.)

FEDERAL ALCOHOL CONTROL ADMINISTRATION

Federal Alcohol Control Administration—

NOTE.—Created by Executive Order No. 6474, dated December 4, 1933, under authority of the National Industrial Recovery Act of June 16, 1933. Financed by allocation of \$500,000 from the appropriation made for the purposes of the National Industrial Recovery Act by the Fourth Deficiency Act, fiscal year 1933, approved June 16, 1933.

FEDERAL BOARD FOR VOCATIONAL EDUCATION

NOTE.—The functions of the Federal Board for Vocational Education were transferred on August 10, 1933, to the Department of the Interior under the provisions of section 15 of Executive Order No. 6166, dated June 10, 1933. (See p. 352).

FEDERAL CIVIL WORKS ADMINISTRATION

Federal Civil Works Administration—

NOTE.—Created by Executive Order No. 6420-B, dated November 9, 1933, under authority of Title II of the National Industrial Recovery Act, approved June 16, 1933. Financed by allocation of \$400,000,000 from the appropriation for National Industrial Recovery made by the Fourth Deficiency Act, fiscal year 1933, approved June 16, 1933.

By objects	Obligations					
	Estimate, 1935		Estimate, 1934		Actual, 1933	
	Posi- tions	Av. salary	Posi- tions	Av. salary	Posi- tions	Av. salary
PERSONAL SERVICES						
Regional engineer.....			1	\$9, 125		
Regional engineer.....			9	6, 000		
Director of Federal projects.....			1	5, 600		
Regional engineer.....			2	4, 800		
Assistant to chief engineer.....			2	4, 200		
Research statistician.....			2	3, 600		
Administrative assistant.....			3	2, 900		
Project analyst.....			2	2, 600		
Senior research assistant.....			2	2, 600		
Examiner of accounts.....			3	2, 300		
Junior administrative assistant.....			2	2, 300		
Junior research assistant.....			2	2, 300		
Secretary.....			1	2, 300		
Senior statistical chartist.....			1	2, 160		
Secretary.....			2	2, 000		
Junior research assistant.....			2	2, 000		
Statistician.....			2	2, 000		
Senior stenographer.....			5	1, 800		
Senior clerk.....			7	1, 800		
Clerk-stenographer.....			20	1, 620		
Assistant librarian.....			1	1, 620		
Assistant clerk.....			15	1, 620		
Junior statistical clerk.....			6	1, 440		
Clerk-typist.....			10	1, 440		
Mimeograph operator.....			1	1, 440		
Calculating machine operator.....			4	1, 440		
Telephone operator.....			2	1, 440		
File clerk.....			3	1, 440		
Receptionist clerk.....			1	1, 440		
Underclerk.....			7	1, 260		
Chauffeur.....			1	1, 260		
Messenger.....			1	1, 080		
Total number of positions.....				123		
Total salaries.....				183, 345		
Deduct lapses.....				90, 844		
Deduct legislative reductions.....				27, 501		
01 Personal services (net).....				65, 000		
OTHER OBLIGATIONS						
02 Supplies and materials.....				5, 400		
05 Communication service.....				8, 000		
06 Travel expenses.....				95, 000		
08 Printing and binding.....				50, 000		
12 Repairs and alterations.....				750		
13 Special and miscellaneous current ex- penses.....				8, 500		
30 Equipment.....				25, 000		
Total other obligations.....				192, 650		
Grand total administrative obliga- tions.....				257, 650		
Allotments to States as of Dec. 1, 1933:						
Alabama.....				3, 360, 000		
Arizona.....				388, 000		
Arkansas.....				2, 000, 000		
California.....				3, 712, 000		
Colorado.....				1, 163, 000		
Connecticut.....				1, 088, 000		
Delaware.....				150, 000		
District of Columbia.....				650, 000		
Florida.....				5, 000, 000		
Georgia.....				2, 238, 000		
Idaho.....				560, 000		

Federal Civil Works Administration—Continued.

By objects	Obligations		
	Estimate, 1935	Estimate, 1934	Actual, 1933
OTHER OBLIGATIONS—continued			
Allotments to States as of Dec. 1, 1933—Con.			
Illinois.....		\$4, 112, 000	
Indiana.....		3, 237, 000	
Iowa.....		1, 788, 000	
Kansas.....		2, 400, 000	
Kentucky.....		1, 662, 000	
Louisiana.....		3, 200, 000	
Maine.....		600, 000	
Maryland.....		1, 400, 000	
Massachusetts.....		1, 612, 000	
Michigan.....		4, 440, 000	
Minnesota.....		1, 675, 000	
Mississippi.....		1, 538, 000	
Missouri.....		1, 775, 000	
Montana.....		625, 000	
Nebraska.....		800, 000	
Nevada.....		50, 000	
New Hampshire.....		460, 000	
New Jersey.....		3, 000, 000	
New Mexico.....		288, 000	
New York.....		9, 450, 000	
North Carolina.....		1, 625, 000	
North Dakota.....		313, 000	
Ohio.....		6, 750, 000	
Oklahoma.....		4, 050, 000	
Oregon.....		680, 000	
Pennsylvania.....		7, 225, 000	
Rhode Island.....		620, 000	
South Carolina.....		2, 745, 000	
South Dakota.....		1, 038, 000	
Tennessee.....		1, 938, 000	
Texas.....		7, 388, 000	
Utah.....		658, 000	
Vermont.....		310, 000	
Virginia.....		1, 063, 000	
Washington.....		1, 025, 000	
West Virginia.....		2, 375, 000	
Wisconsin.....		3, 000, 000	
Wyoming.....		158, 000	
Hawaii.....		125, 000	
Total allotments to States.....		107, 507, 000	
Unallotted balance.....		292, 235, 350	
Total estimate or appropriation.....		400, 000, 000	

FEDERAL COORDINATOR OF TRANSPORTATION

Special fund:

Salaries and expenses, Office of Federal Coordinator of Transportation—

【To enable the Federal Coordinator of Transportation to carry out the objects of the Act entitled "An Act to relieve the existing national emergency in relation to interstate railroad transportation, and to amend sections 5, 15a, and 19a of the Interstate Commerce Act as amended", cited as the "Emergency Railroad Transportation Act, 1933, (48 Stat. pp. 211-221), there shall be assessed against the carriers subject to the Interstate Commerce Act one and one-half dollars per mile of road operated, as reported to the Interstate Commerce Commission, December 31, 1932, and the receipts from such assessments are hereby appropriated for the payment of such expenses】 (act June 16, 1933, 48 Stat., pp. 211-221, secs. 2, 14).

By objects	Obligations		
	Estimate, 1935	Estimate, 1934	Actual, 1933
PERSONAL SERVICES, DEPARTMENTAL			
Emergency employees.....		\$196, 000	
PERSONAL SERVICES, FIELD			
Emergency employees.....		130, 000	
01 Total personal services.....		326, 000	
OTHER OBLIGATIONS			
02 Supplies and materials.....		6, 000	
05 Communication service.....		1, 800	
Travel expenses:			
06 except 0630 and 0640. Transporta-		1, 200	
tion.....			
0630 and 0640. Per diem and subsist-		25, 000	
ence of persons.....			
06 Total travel expenses.....		26, 200	

Salaries and expenses, Office of Federal Coordinator of Transportation—Continued.

By objects	Obligations		
	Estimate, 1935	Estimate, 1934	Actual, 1933
OTHER OBLIGATIONS—continued			
07 Transportation of things (service).....		\$240	
08 Stenographic, typewriting, and print-			
ing and binding.....		25, 000	
11 Rents.....		3, 800	
12 Repairs and alterations.....		150	
13 Special and miscellaneous current ex-			
penses.....		557	
30 Equipment.....		6, 500	
Total other obligations.....		70, 247	
Grand total obligations.....		396, 247	

FEDERAL DEPOSIT INSURANCE CORPORATION

NOTE.—See appropriation for subscriptions to preferred shares, Federal Savings and Loan Associations, p. 480.

FEDERAL EMERGENCY ADMINISTRATION OF PUBLIC WORKS

National Industrial Recovery—

【For the purpose of carrying into effect the provisions of the Act entitled "An Act to encourage national industrial recovery, to foster fair competition, and to provide for the construction of certain useful public works, and for other purposes", approved June 16, 1933, and also for the purpose of carrying into effect the provisions of the Act entitled "An Act for the relief of unemployment through the performance of useful public work, and for other purposes", approved March 31, 1933, and for each and every object thereof, to be expended in the discretion and under the direction of the President, to be immediately available, and except as hereinafter provided to remain available until June 30, 1935, \$3,300,000,000; of which not to exceed \$50,000,000 shall be available to the board of directors of the Tennessee Valley Authority, and to remain available until expended, for the purpose of carrying out the provisions of the Act of Congress entitled "The Tennessee Valley Authority Act of 1933", approved May 18, 1933, including the acquisition of necessary land, and clearing of such land, relocation of highways, and the construction and/or purchase of transmission lines and other facilities, the construction of the Cove Creek Dam and power house and all other necessary works authorized by said Act, and for printing and binding, law books, books of reference, newspapers, periodicals, purchase, maintenance and operation of passenger-carrying vehicles, rents in the District of Columbia and elsewhere and all necessary salaries and expenses connected with the organization, operation, and investigations of the Tennessee Valley Authority, including reimbursements for any expenses prior to the enactment of this appropriation incurred at the direction of the President】 (acts Mar. 31, 1933, 48 Stat., pp. 22-23; May 18, 1933, 48 Stat., pp. 58-72; June 16, 1933, 48 Stat., pp. 195-211, 275).

Appropriated 1934, \$3,300,000,000

By objects	Obligations					
	Estimate, 1935		Estimate, 1934		Actual, 1933	
PERSONAL SERVICES, DEPARTMENTAL	Posi- tions	Av. salary	Posi- tions	Av. salary	Posi- tions	Av. salary
Salary rate:						
\$600-----	1	\$600	0.7	\$400		
\$720-----	1	720	0.7	720		
\$900-----	3	900	2	900		
\$960-----	43	960	28.7	960		
\$1,020-----	1	1,020	0.7	1,020		
\$1,080-----	52	1,080	34.7	1,080		
\$1,140-----	9	1,140	6	1,140		
\$1,200-----	8	1,200	5.3	1,200		
\$1,260-----	115	1,260	76.6	1,260		
\$1,320-----	85	1,320	56.6	1,320		
\$1,380-----	232	1,380	154.7	1,380		
\$1,440-----	19	1,440	12.7	1,440		
\$1,500-----	66	1,500	44	1,500		
\$1,520-----	1	1,520	0.7	1,520		
\$1,530-----	1	1,530	0.7	1,530		
\$1,560-----	62	1,560	41.3	1,560		
\$1,600-----	10	1,600	16.7	1,600		
\$1,620-----	2	1,620	1.3	1,620		
\$1,740-----	1	1,740	0.7	1,740		
\$1,800-----	37	1,800	23.6	1,800		
\$1,920-----	2	1,920	1.3	1,920		
\$1,980-----	1	1,980	0.7	1,980		

National Industrial Recovery—Continued.

By objects	Obligations					
	Estimate, 1935		Estimate, 1934		Actual, 1933	
	Posi- tions	Av. salary	Posi- tions	Av. salary	Posi- tions	Av. salary
PERSONAL SERVICES, DEPARTMENTAL—CON.						
Salary rate—Continued.						
\$2,000.....	31	\$2,000	20.7	\$2,000		
\$2,040.....	4	2,040	2.7	2,040		
\$2,220.....	2	2,220	1.3	2,220		
\$2,300.....	3	2,300	2	2,300		
\$2,400.....	143	2,400	95.3	2,400		
\$2,460.....	1	2,460	0.7	2,460		
\$2,500.....	10	2,500	6.7	2,500		
\$2,600.....	28	2,600	18.7	2,600		
\$2,700.....	1	2,700	0.6	2,700		
\$2,800.....	1	2,800	0.7	2,800		
\$2,900.....	1	2,900	0.7	2,900		
\$3,000.....	917	3,000	611	3,000		
\$3,100.....	1	3,100	0.7	3,100		
\$3,200.....	2	3,200	1.3	3,200		
\$3,230.....	1	3,230	0.7	3,230		
\$3,300.....	2	3,300	1.3	3,300		
\$3,400.....	2	3,400	1.3	3,400		
\$3,500.....	11	3,500	9.8	3,500		
\$3,600.....	272	3,600	181.3	3,600		
\$3,900.....	2	3,900	1.3	3,900		
\$4,000.....	77	4,000	51.3	4,000		
\$4,200.....	59	4,200	39.3	4,200		
\$4,400.....	18	4,400	12	4,400		
\$4,500.....	29	4,500	19.3	4,500		
\$4,600.....	3	4,600	2	4,600		
\$4,800.....	15	4,800	10	4,800		
\$5,000.....	56	5,000	36.7	5,000		
\$5,100.....	1	5,100	0.7	5,100		
\$5,200.....	24	5,200	16	5,200		
\$5,400.....	1	5,400	0.7	5,400		
\$5,500.....	5	5,500	3.3	5,500		
\$5,600.....	1	5,600	0.8	5,600		
\$5,800.....	1	5,800	0.7	5,800		
\$6,000.....	15	6,000	10	6,000		
\$6,400.....	1	6,400	0.7	6,400		
\$6,500.....	2	6,500	1.3	6,500		
\$7,000.....	4	7,000	2.7	7,000		
\$10,000.....	1	10,000	0.7	10,000		
Total permanent, departmental.....	2,500		1,667.4			
		6,808,020		4,542,100		
PERSONAL SERVICES, FIELD						
Salary rate:						
\$600.....	1	600	0.7	600		
\$780.....	1	780	0.7	780		
\$900.....	3	900	2	900		
\$960.....	3	960	2	960		
\$1,000.....	2	1,000	1.3	1,000		
\$1,020.....	23	1,021	15.5	1,020		
\$1,080.....	1	1,080	0.7	1,080		
\$1,140.....	2	1,140	1.3	1,140		
\$1,200.....	48	1,200	32	1,200		
\$1,260.....	24	1,260	16	1,260		
\$1,320.....	21	1,320	14	1,320		
\$1,380.....	9	1,380	6	1,380		
\$1,440.....	59	1,440	39.3	1,440		
\$1,500.....	18	1,500	12	1,500		
\$1,560.....	1	1,560	0.7	1,560		
\$1,620.....	8	1,620	5.3	1,620		
\$1,800.....	31	1,800	20.7	1,800		
\$2,100.....	2	2,100	1.3	2,100		
\$2,400.....	24	2,400	16	2,400		
\$2,580.....	9	2,580	6	2,580		
\$2,700.....	9	2,700	6	2,700		
\$2,800.....	1	2,800	0.7	2,800		
\$2,820.....	7	2,820	4.7	2,820		
\$2,880.....	2	2,880	1.3	2,880		
\$3,000.....	54	3,000	36	3,000		
\$3,120.....	3	3,120	2	3,120		
\$3,300.....	10	3,300	6.7	3,300		
\$3,600.....	73	3,600	48.7	3,600		
\$3,840.....	1	3,840	0.7	3,840		
\$3,900.....	5	3,900	3.3	3,900		
\$4,000.....	2	4,000	1.3	4,000		
\$4,020.....	13	4,020	8.7	4,020		
\$4,200.....	11	4,200	7.3	4,200		
\$4,380.....	13	4,380	8.7	4,380		
\$4,800.....	3	4,800	2	4,800		
\$5,000.....	14	5,000	9.3	5,000		
\$5,200.....	2	5,200	1.3	5,200		
\$5,500.....	9	5,500	6	5,500		
\$6,000.....	20	6,000	13.3	6,000		
Total permanent, field.....	542		361.5			
		1,401,860		934,445		
Total, departmental and field.....	3,042		2,028.9			
		8,209,880		5,476,545		
Deduct lapses.....				3,291		
01 Personal services (net).....		8,209,880		5,473,254		
OTHER OBLIGATIONS						
02 Supplies and materials.....		1,363,200		908,800		
05 Communication service.....		75,600		50,400		
06 Travel expenses.....		474,000		316,000		
07 Transportation of things.....		194,400		129,600		
08 Printing, binding, etc.....		102,000		68,000		
09 Advertising.....		3,600		2,400		
10 Heat, light, and power.....		126,000		84,000		

National Industrial Recovery—Continued.

By objects	Obligations		
	Estimate, 1935	Estimate, 1934	Actual, 1933
OTHER OBLIGATIONS—continued			
11 Rents.....	\$110,400	\$73,600	
13 Special and miscellaneous.....	212,400	141,600	
30 Equipment.....	1,128,520	752,346	
Total other obligations.....	3,790,120	2,526,746	
Grand total obligations.....	12,000,000	8,000,000	
Transferred (allotments) to other depart- ments and establishments listed in Budget Statement No. 5.....	438,982,533	2,841,017,467	
1934 appropriation to be obligated in 1935.....	450,982,533	450,982,533	
Total appropriation.....		3,300,000,000	

FEDERAL EMERGENCY RELIEF ADMINISTRATION

Federal Emergency Relief Administration—

NOTE.—Created by the Federal Emergency Relief Act of 1933, approved May 12, 1933. Financed from \$500,000,000 made available from funds of the Reconstruction Finance Corporation by section 2 (a) of said act.

By objects	Obligations					
	Estimate, 1935		Estimate, 1934		Actual, 1933	
	Posi- tions	Av. salary	Posi- tions	Av. salary	Posi- tions	Av. salary
PERSONAL SERVICES						
Administrator.....			1	\$10,000		
Director of research and statistics.....			1	7,000		
Assistant to administrator.....			1	7,000		
Field representatives.....			4	7,000		
Assistant administrator.....			1	6,400	1	\$8,000
Supervisor of relief field of education.....			1	6,350		
Chief investigator.....			1	5,800		
Secretary to Federal Emergency Relief Ad- ministration.....			1	5,800		
Field representative.....			3	5,600		
Director public relations.....			1	5,400	1	5,000
Rural relief advisor.....			1	5,000		
Assistant director of research and statistics.....			1	5,000		
Director of women's work.....			1	5,000		
Statistician.....			1	4,500		
Director of transient activities.....			1	4,235		
Regional transient supervisor.....			1	4,235		
Statistical examiner.....			1	4,000		
Statistician.....			1	4,000		
Assistant director of relief and special projects.....			1	4,000		
Field accountant.....			1	3,600		
Field representative.....			1	3,600		
Field statistician.....			1	3,600		
Assistant statistician.....			1	3,600		
Assistant director of women's work.....			1	3,600		
Field examiner.....			1	3,500	1	3,500
Field statistician.....			1	3,200		
Field statistician.....			1	3,000		
Chief clerk.....			1	2,900		
Field representative of women's work.....			1	2,900		
Administrative assistant.....			1	2,600		
Senior research assistant.....			1	2,600		
Research librarian.....			1	2,300		
Project analyst.....			1	2,300		
Junior research assistant.....			1	2,300		
File clerk.....			1	1,620		
Supply clerk.....			1	1,620	1	1,440
Junior statistical clerk.....			1	1,600		
Switchboard operator.....			2	1,500	2	1,500
Typist.....			1	1,440	1	1,440
Stenographer.....			3	1,440	3	1,440
Junior statistical clerk.....			2	1,440	2	1,440
Clerk.....			1	1,440	1	1,440
Messenger.....			1	1,440	1	1,200
Calculating-machine operator.....			2	1,440	2	1,800
File clerk.....			3	1,440	3	1,440
Statistical clerk.....			1	1,440		
Typist clerk.....			1	1,440		
Assistant supply clerk.....			1	1,440		
Photostat operator.....			1	1,440		
Messenger.....			1	1,320		
Typist.....			3	1,260		
Statistical draftsman.....			1	2,300		
Secretary.....			1	2,300		
Statistical clerk and chartist.....			1	2,000		
Chief file clerk.....			1	2,000		
Assistant to the Secretary.....			1	2,000	1	2,000
Senior statistical clerk.....			1	2,000		
Clerk.....			1	2,000		
Stenographer.....			9	1,800	1	1,800
Secretary.....			2	1,800		
Statistical clerk.....			4	1,800		
Junior statistical clerk.....			4	1,800		
Chief mimeograph section.....			1	1,800		
Clerk.....			1	1,800		
Correspondent.....			1	1,800		
Assistant to director of transient activities.....			1	1,800		
Stenographer.....			27	1,620		

Federal Emergency Relief Administration—Continued.

By objects	Obligations					
	Estimate, 1935		Estimate, 1934		Actual, 1933	
	Posi- tions	Av. salary	Posi- tions	Av. salary	Posi- tions	Av. salary
PERSONAL SERVICES—continued						
Junior statistical clerk.....			3	\$1,620	3	\$1,620
Assistant mimeograph operator.....			1	1,260		
Junior clerk.....			1	1,260		
Underclerk.....			2	1,260		
Messenger.....			2	1,200	2	1,200
Consultant.....			1	7,920		
Total number of positions.....			132		26	
Total salaries.....				341,500		51,200
Deduct lapses.....				55,750		34,545
Deduct legislative reductions.....				51,225		7,680
01 Personal services (net).....				234,525		8,975
OTHER OBLIGATIONS						
02 Supplies and materials.....				3,575		625
05 Communication service.....				16,062		219
06 Travel expenses.....				45,151		349
08 Printing and binding.....				11,406		94
12 Repairs and alterations.....				190		10
13 Special and miscellaneous.....				3,472		347
30 Equipment.....				24,443		557
Total other obligations.....				104,299		2,201
Grand total administrative obligations.....				338,824		11,176
Grants to States:						
Alabama.....				5,298,304		522,962
Arizona.....				1,689,722		208,504
Arkansas.....				2,669,000		760,249
California.....				7,481,705		3,444,340
Colorado.....				2,195,689		690,178
Connecticut.....				2,022,003		838,528
Delaware.....				722,167		
District of Columbia.....				438,414		140,767
Florida.....				7,077,775		534,457
Georgia.....				4,837,337		98,517
Idaho.....				430,330		173,627
Illinois.....				21,975,364		7,434,663
Indiana.....				3,822,560		387,365
Iowa.....				2,177,096		189,193
Kansas.....				1,834,092		616,634
Kentucky.....				2,582,829		1,080,048
Louisiana.....				5,908,235		1,378,922
Maine.....				791,648		385,366
Maryland.....				3,666,800		5,798
Massachusetts.....				5,558,231		2,000,000
Michigan.....				12,308,253		3,968,282
Minnesota.....				3,054,948		491,011
Mississippi.....				2,557,692		568,097
Missouri.....				3,741,864		444,130
Montana.....				2,055,841		213,516
Nebraska.....				634,199		150,000
Nevada.....				126,602		23,199
New Hampshire.....				581,618		
New Jersey.....				5,713,087		1,295,181
New Mexico.....				382,329		94,320
New York.....				38,201,459		6,532,282
North Carolina.....				3,131,613		1,073,377
North Dakota.....				1,132,559		43,461
Ohio.....				15,640,537		1,919,260
Oklahoma.....				3,808,837		810,082
Oregon.....				2,128,650		569,665
Pennsylvania.....				20,743,596		4,547,913
Rhode Island.....				993,611		381,195
South Carolina.....				5,332,493		813,707
South Dakota.....				1,867,082		137,715
Tennessee.....				2,283,820		351,376
Texas.....				6,566,696		2,275,528
Utah.....				625,782		364,570
Vermont.....				244,078		121,657
Virginia.....				294,849		813,240
Washington.....				4,011,541		943,834
West Virginia.....				6,577,732		1,605,867
Wisconsin.....				6,046,729		
Wyoming.....				89,815		44,628
Subtotal.....				234,087,204		51,487,191
Alaska.....				34,629		
Hawaii.....				216,021		44,540
Puerto Rico.....				470,201		
Virgin Islands.....				30,253		
Total grants to States.....				234,838,308		51,531,731
Allotment to Federal Surplus Relief Corporation.....				25,000,000		
Grand total obligations.....				260,177,132		51,542,907
Unallocated balance.....				188,279,961		
Unobligated balance available until expended.....				448,457,093		+448,457,093
Total estimate or appropriation.....						500,000,000

FEDERAL FARM BOARD

NOTE.—The name of the Federal Farm Board was changed on May 27, 1933, to the Farm Credit Administration under the provisions of section 2 of Executive Order No. 6084, dated March 27, 1933. The estimate for 1935 is included in this Budget immediately after the estimates for the Department of Agriculture. (See p. 191.)

FEDERAL HOME LOAN BANK BOARD

Special fund:

Salaries and Expenses, Federal Home Loan Bank Board—

Indefinite appropriation of the assessments upon Federal Home Loan Banks collected and deposited in the Treasury under the Act of July 22, 1932 (47 Stat. 741), and appropriated for expenditure under the above appropriation title (act July 22, 1932, 47 Stat., p. 741).

Estimate 1935, \$317,420

Appropriated 1934, \$286,000

By objects	Obligations					
	Estimate, 1935		Estimate, 1934		Actual, 1933	
	Posi- tions	Av. salary	Posi- tions	Av. salary	Posi- tions	Av. salary
PERSONAL SERVICES						
Member of the Board	5	\$10,000	5	\$10,000	3.5	\$9,000
General counsel	1	10,000	1	10,000		
Secretary and general manager	1	10,000	1	10,000		
Counsel					0.1	9,000
General counsel			1	8,182	0.5	8,182
Secretary to the Board			1	8,182	0.3	8,182
Assistant financial advisor to the Board	1	7,765	1	7,765		
Chief examiner					0.7	7,100
Comptroller	1	7,100	1	7,100		
Deputy to Board member	5	7,059	5	7,059		
General solicitor					0.8	6,600
Associate counsel					0.2	6,600
Assistant to the Board					0.3	6,600
Secretary to the Board					0.6	6,600
Examiner					0.1	6,600
Economic assistant	1	5,000	1	5,000	0.9	5,000
Registrar	10	5,882	10	5,882		
Associate attorney	2	4,500	2	4,500	1.8	4,500
Chief examiner	1	4,365	1	4,365	0.4	4,365
Correspondence clerk	1	4,250	1	4,250		
Senior Federal home loan bank examiner	5	4,250	5	4,250		
Bond and security clerk	1	4,250	1	4,250		
Assistant to the chairman	1	4,050	1	4,050	0.8	4,050
Senior secretary	1	4,050	1	4,050		
Director of information	1	4,050	1	4,050	0.7	4,050
Assistant economist	1	4,000	1	4,000		
Examiner	2	3,930	5	3,930	3.7	3,930
Assistant secretary to the Board	1	3,900	1	3,900	0.9	3,900
Assistant economist					1	3,900
Economist					0.8	3,300
Assistant economist	1	3,300	1	3,300	0.9	3,300
Secretary					0.3	3,120
Clerk			1	3,000	0.5	3,000
Junior bank examiner	4	3,000	4	3,000		
Accountant	4	2,824	4	2,824		
Assistant to the secretary	1	2,824	1	2,824		
Graphic analyst	1	2,800	1	2,800		
Secretary	7	2,650	7	2,650	5.2	2,650
Secretary	1	2,647	1	2,647		
Junior examiner	1	2,400	1	2,400		
Assistant to disbursing officer	1	2,400	1	2,400		
Clerk			1	2,650	0.9	2,650
Clerk	1	2,200	1	2,200	1.7	2,200
Secretary	1	2,200	1	2,200	0.7	2,200
Statistical clerk	1	2,200	1	2,200	0.9	2,200
Junior secretary	6	2,120	6	2,120		
File clerk	1	2,118	1	2,118		
Clerk	1	2,000	1	2,000	1.4	2,000
Secretary-stenographer-clerk	1	2,000	1	2,000	0.5	2,000
Correspondence expert	1	1,965	1	1,965	0.7	1,965
Assistant to the secretary					0.1	1,965
Clerk	1	1,835	1	1,835		
Statistical clerk	2	1,800	2	1,800		
Office examiner	1	1,800	1	1,800		
Assistant to director of information	1	1,775	1	1,775		
Clerk	1	1,775	2	1,775	1.9	1,775
Junior secretary	1	1,765	1	1,765		
Office examiner	1	1,765	1	1,765		
Secretary	1	1,750	1	1,750	0.3	1,750
Clerk	1	1,694	1	1,694		
Stenographer	5	1,650	5	1,650	3.6	1,650
Statistical clerk					0.8	1,650
Bookkeeper					0.8	1,650
Clerk					0.9	1,650
Clerk	1	1,625	1	1,625	1.3	1,625
Stenographer	30	1,482	30	1,482		
Clerk	10	1,482	10	1,482		
Typist	8	1,482	8	1,482		
Clerk-typist	9	1,482	9	1,482		
File clerk	7	1,482	7	1,482		
Addressograph operator	1	1,482	1	1,482		
Mimeograph operator	1	1,482	1	1,482		
Stenographer	12	1,450	12	1,450	13.5	1,450
Statistician	1	1,450	1	1,450	0.5	1,450

Salaries and Expenses, Federal Home Loan Bank Board—Continued.

By objects	Obligations					
	Estimate, 1935		Estimate, 1934		Actual, 1933	
	Posi- tions	Av. salary	Posi- tions	Av. salary	Posi- tions	Av. salary
PERSONAL SERVICES—continued						
Clerk.....	1	\$1,450	2	\$1,450	5.1	\$1,450
Bookkeeper.....	1	1,400	1	1,400	0.6	1,450
Clerk.....	4	1,341	4	1,341		
Clerk.....	2	1,341	2	1,341		
Mail clerk.....	1	1,325	1	1,325	0.3	1,325
Statistical clerk.....	1	1,341	1	1,341		
Shipping clerk.....	2	1,341	2	1,341		
Packer.....	2	1,341	2	1,341		
Messenger.....	1	1,325	1	1,325	0.8	1,325
File clerk.....	1	1,325	1	1,325	3.3	1,325
Messenger.....	4	1,325	4	1,325	2.7	1,325
Stenographer.....	1	1,325	2	1,325	0.5	1,325
Dictaphone operator.....					0.1	1,325
Typist.....						
Total personal services.....	191	511,797	202	551,601	68.9	187,980
Deduct lapses.....				124,540		
Total.....	191	511,797	202	427,061	68.9	187,980
Deduct legislative reductions.....		51,180		64,059		19,434
Total.....	191	460,617	202	363,002	68.9	168,546
Deduct funds transferred from Home Owners' Loan Corporation.....		212,398		132,875		
01 Personal services (net).....	191	248,219	202	230,127	68.9	168,546
OTHER OBLIGATIONS						
02 Supplies and materials.....		16,232		16,232		9,992
05 Communication service.....		8,700		8,700		7,246
06 Travel expenses.....		18,375		18,375		8,817
08 Printing, engraving, lithographing, binding, photographing, multigraphing, mimeographing, and typewriting (service).....		13,986		13,986		11,655
13 Special and miscellaneous current expenses.....		7,500		7,500		5,000
30 Equipment, including law books, furniture and fixtures.....		4,408		5,080		17,262
Total other obligations.....		69,201		69,873		59,972
Grand total obligations.....		317,420		300,000		228,518
Deduct obligations in excess of estimate.....				14,000		
Estimated savings.....						21,482
Total estimate or appropriation.....		317,420		286,000		250,000

Savings and Loan Promotion, Federal Home Loan Bank Board—

Encouragement of savings and home financing: To enable the Federal Home Loan Bank Board to encourage local thrift and local home financing and to promote, organize, and develop Federal Savings and Loan Associations or similar associations organized under local laws, in accordance with the provisions of section 6 of an Act entitled "Home Owners' Loan Act of 1933", approved June 13, 1933, \$150,000, to be immediately available and to remain available until expended (acts June 13, 1933, 48 Stat., p. 134; June 16, 1933, 48 Stat., p. 276).

Annual appropriation, general fund:

Appropriated 1934, \$150,000

By objects	Obligations					
	Estimate, 1935		Estimate, 1934		Actual, 1933	
	Posi- tions	Av. salary	Posi- tions	Av. salary	Posi- tions	Av. salary
PERSONAL SERVICES						
General manager.....			1	\$7,650		
Assistant general manager.....			1	5,650		
Director of field service.....			1	7,100		
Field organizer.....			1	5,650		
Field organizer.....			2	5,300		
Field organizer.....			2	4,950		
Field organizer.....			9	4,700		
Clerk.....			1	2,400		
Stenographer.....			1	1,860		
Stenographer.....			2	1,500		
Stenographer.....			1	1,450		
Total personal services.....			22	97,560		
Deduct legislative reductions.....				14,634		
01 Personal services (net).....			22	82,926		
OTHER OBLIGATIONS						
02 Supplies and materials.....				16,574		
05 Communication service.....				4,500		
06 Travel expenses.....				45,000		
30 Equipment.....				1,000		
Total other obligations.....				67,074		
Total estimate or appropriation.....				150,000		

FEDERAL SAVINGS AND LOAN ASSOCIATIONS

NOTE.—See appropriation for subscriptions to preferred shares, Federal Savings and Loan Associations, p. 480.

HOME OWNERS' LOAN CORPORATION

Home Owners' Loan Corporation—

NOTE.—A corporation created by section 4 (a) of the Home Owners' Loan Act of 1933, approved June 13, 1933. The program for carrying out the purposes of the corporation is financed from subscriptions by the Secretary of the Treasury to capital stock of the corporation from funds in the sum of not to exceed \$200,000,000, made available to him by the Reconstruction Finance Corporation. (See Treasury Department, p. 480.)

By objects	Obligations					
	Estimate, 1935		Estimate, 1934		Actual, 1933	
	Posi- tions	Av. salary	Posi- tions	Av. salary	Posi- tions	Av. salary
PERSONAL SERVICES						
Salary range:						
\$8,500-\$7,000.....	3	\$8,000	3	\$8,000		
7,000-5,500.....	5	6,000	5	6,000		
5,500-4,000.....	23	5,000	37	4,760		
4,000-3,000.....	12	3,275	17	3,265		
3,000-2,000.....	34	2,330	43	2,313		
2,000-1,000.....	115	1,414	130	1,372		
Less than 1,000.....			4	880		
Total, District of Columbia, home office (net).....		450,000		568,000		1,630
Total, State and branch offices (net).....		6,000,000		6,500,000		
01 Personal services (net).....		6,450,000		7,068,000		1,630
OTHER OBLIGATIONS						
Fees, etc. ¹		1,200,000		1,200,000		
Furniture and fixtures.....		50,000		137,500		
Printing and supplies.....		400,000		535,000		
Postage, telephone, and telegraph.....		85,000		87,000		
Rent, heat, light, etc.....		112,500		112,500		
Travel expenses.....		350,000		350,000		
Interest on bonds.....		60,000,000				
Total other obligations.....		62,197,500		2,422,000		
Grand total obligations.....		68,647,500		9,490,000		1,630
Advance for loans.....				190,505,000		2,370
Deduct amount payable from interest on mortgage loans.....		68,647,500				
Total.....				199,995,000		5,000

¹ Fees, for appraisals, examination of titles, etc., are recoverable from borrowers, and are usually included in the amount of the loan; not recovered in cash except through monthly payments on loans.

² Unexpended balance 1933 available in 1934.

Total, Federal Home Loan Bank Board, general and special funds:

Estimate 1935, \$317,420

Appropriated 1934, \$436,000

FEDERAL OIL CONSERVATION BOARD

Federal Oil Conservation Board—

For the expenses of the Federal Oil Conservation Board convened by the President on December 19, 1924, and for each purpose connected therewith, to be expended by the secretary of the Board under the supervision of the Secretary of the Interior, under general regulations to be approved by the Board, \$7,803 (acts Jan. 20, 1925, 43 Stat., p. 754; June 16, 1933, 48 Stat., p. 290).

Annual appropriation, general fund:

Appropriated 1934, \$7,803

By objects	Obligations					
	Estimate, 1935		Estimate, 1934		Actual, 1933	
	Posi- tions	Av. salary	Posi- tions	Av. salary	Posi- tions	Av. salary
PERSONAL SERVICES, DEPARTMENTAL						
Clerical, administrative, and fiscal service: Grade 13. Secretary and special investigator.....					1	\$6,000
Grade 4. Principal stenographer.....			1	\$1,980	1	1,980
Total permanent, departmental.....			1	1,980	2	7,980
Deduct lapses and administrative furloughs.....						1,500
Net permanent, departmental.....				1,980		6,480
Deduct legislative reductions.....				297		573
01 Personal services (net).....				1,683		5,907

Federal Oil Conservation Board—Continued.

By objects	Obligations		
	Estimate, 1935	Estimate, 1934	Actual, 1933
OTHER OBLIGATIONS			
05 Communication (telegraph and telephone).....		\$110	\$128
06 Travel expenses.....		360	907
08 Printing and binding.....		500	12
Total other obligations.....		970	1,047
Grand total obligations.....		2,653	6,954
Transferred to "Contingent expenses," Interior Department.....		+50	+59
Net total obligations.....		2,703	7,013
Estimated savings and unobligated balance.....		5,100	2,987
Total estimate or appropriation.....		7,803	10,000

FEDERAL POWER COMMISSION

Federal Power Commission—

For every expenditure requisite for and incident to the work of the Federal Power Commission as authorized by law, including personal services; traveling expenses, including expenses of attendance at meetings which in the discretion of the Commission are necessary for the efficient discharge of its responsibilities; contract stenographic reporting services; reimbursement to governmental agencies of the cost of furnishing motor-driven passenger-carrying vehicle service, and not exceeding **[\$1,000] \$2,000** for law books, books of reference, newspapers, and periodicals; **[\$207,000] \$274,803**, of which amount not to exceed **[\$188,000] \$234,000** shall be available for personal services in the District of Columbia: *Provided, That not to exceed \$20,000 shall be immediately available.* (U.S.C., title 16, secs. 791-795; U.S.C., Supp. VI, title 16, secs. 792-793; act June 16, 1933, 48 Stat., pp. 290-291).

Estimate 1935, **\$274,803**Appropriated 1934, **\$207,000**

By objects	Obligations			
	Estimate, 1935		Estimate, 1934	Actual, 1933
PERSONAL SERVICES, DEPARTMENTAL	Posi- tions	Av. salary	Posi- tions	Av. salary
Professional service:				
Grade 8. Chief engineer.....	1	\$8,000	1	\$8,000
General counsel.....	1	8,000	1	8,000
Grade 7. Solicitor.....	1	7,500	1	7,500
Assistant chief engineer.....	1	6,500	1	6,500
Grade 6. Chief attorney.....	1	5,600	5	5,600
Grade 5. Senior attorney.....	1	5,400	1	5,400
Attorney examiner.....	2	4,600	1	4,600
Senior engineer.....	5	4,840	5	4,840
Grade 4. Engineer.....	1	4,400	1	4,400
Grade 3. Associate attorney.....	2	3,200	2	3,200
Grade 2. Assistant attorney.....	1	2,600	1	2,600
Subprofessional service:				
Grade 8. Chief engineering draftsman.....	1	2,800	1	2,800
Grade 6. Senior engineering draftsman.....	1	2,500	1	2,500
Clerical, administrative, and fiscal service:				
Grade 16. Commissioner.....	5	10,000	5	10,000
Grade 14. Chief accountant.....	1	7,500	1	7,500
Grade 13. Executive accountant and auditor.....	1	5,600	5	5,600
Grade 12. Secretary.....	1	5,200	1	5,200
Chief accountant and auditor.....	2	4,600	2	4,600
Grade 11. Administrative officer.....	1	3,800	1	3,800
Grade 10. Senior accountant and auditor.....	5	3,500	4	3,500
Grade 9. Securities examiner.....	1	3,200	1	3,200
Grade 8. Associate accountant and auditor.....	1	3,200	1	3,200
Grade 7. Junior administrative assistant.....	2	2,750	2	2,900
Assistant accountant and auditor.....	1	2,600	1	2,600
Grade 6. Principal clerk-stenographer.....	4	2,375	4	2,450
Grade 5. Senior clerk-stenographer.....	4	2,025	3	2,033
Senior accounting and auditing assistant.....	1	2,000	1	2,000
Grade 4. Clerk-stenographer.....	6	1,910	6	1,910
Clerk.....	2	1,920	2	1,920
Grade 3. Assistant clerk-stenographer.....	6	1,740	5	1,764
Custodial service:				
Grade 3. Messenger.....	1	1,200	1	1,200
Grade 2. Assistant messenger.....	1	1,080	1	1,080
Total permanent, departmental.....	65	254,020	60	237,300
Deduct lapses and administrative furloughs.....		10,153		13,190
Net permanent, departmental.....		243,867		224,110
Temporary employees, departmental.....				204,424
All personal services, departmental.....		243,867		224,110

Federal Power Commission—Continued.

By objects	Obligations					
	Estimate, 1935		Estimate, 1934		Actual, 1933	
PERSONAL SERVICES, FIELD	Posi- tions	Av. salary	Posi- tions	Av. salary	Posi- tions	Av. salary
Clerical, administrative, and fiscal service:						
Grade 12. Chief accountant and auditor.....	1	\$4,600	1	\$4,600	1	\$4,600
Grade 10. Senior accountant and auditor.....	1	3,500	1	3,500	1	3,500
All personal services, field.....	2	8,100	2	8,100	2	8,100
Total, departmental and field.....		251,967		232,210		212,713
Deduct legislative reductions.....		25,197		34,831		21,580
01 Personal services (net).....		226,770		197,379		191,133
OTHER OBLIGATIONS						
02 Supplies and materials.....		2,200		2,200		1,248
05 Communication service.....		1,500		1,500		905
06 Travel expenses.....		23,111		23,021		16,500
07 Transportation of things.....		100		100		11
08 Printing and binding, etc.....		2,500		2,500		698
09 Publications of notices.....		700		700		612
12 Repairs and alterations.....		100		100		17
13 Special and miscellaneous current ex- penses.....		100		100		17
30 Equipment.....		2,000		2,000		863
Total, other obligations.....		32,311		32,221		20,871
Grand total obligations.....		259,081		229,600		212,004
1935 appropriation obligated in 1934.....		+14,722		-14,722		
Deduct amount available for expenditure, continuing appropriation, Federal Power Commission.....				-8,578		
Transferred to Department of Interior, Geological Survey.....		+1,000		+700		+800
Net total obligations.....		274,803		207,000		212,804
Estimated savings and unobligated bal- ances.....						37,196
Total estimate or appropriation.....		274,803		207,000		250,000
BY ACTIVITIES OR PROJECTS						
1. Administrative expense, general.....		14,325		13,399		15,134
2. Adjudications and determinations.....		73,230		63,929		49,416
3. Investigation of actual original invest- ment in licensed projects, of licensees' operating and financial reports, etc.; supervision of accounts of operating licensed projects.....		70,348		60,002		54,710
4. Investigation of proposed projects and engineering supervision of constructed projects.....		55,530		52,790		52,756
5. Examination of land status and prelimi- nary examination of applications for restoration to entry under sec. 24 of Federal Water Power Act.....		6,363		5,940		6,749
6. Legal assistance pertaining to permits, licenses, and determinations of costs of projects and legal representation for Commission in hearings and assistance in court cases relating to general and specific provisions of the act.....		37,570		31,706		31,154
7. Investigation of rates, services, and secu- rities.....		2,715		2,534		2,885
Total.....		260,081		230,300		212,804

National Industrial Recovery, Federal Power Commission—

By objects	Obligations			
	Estimate, 1935		Estimate, 1934	Actual, 1933
<i>National Power Survey</i>				
PERSONAL SERVICES, DEPARTMENTAL	Posi- tions	Av. salary	Posi- tions	Av. salary
Professional service:				
Grade 7. Engineer-economist.....	1	\$6,500	1	\$6,500
Grade 6. Principal engineer.....	4	5,950	4	5,950
Grade 5. Statistician.....	1	4,600	1	4,600
Economist.....	1	4,600	1	4,600
Grade 4. Engineer.....	7	4,000	7	4,000
Statistician.....	2	3,800	2	3,800
Economist.....	2	3,800	2	3,800
Grade 3. Associate engineer.....	10	3,200	10	3,200
Engineer assistant.....	1	3,200	1	3,200
Associate engineer.....	1	3,000	1	3,000
Subprofessional service:				
Grade 7. Draftsman.....	1	2,400	1	2,400
Grade 5. Research assistant.....	1	1,800	1	1,800
Draftsman.....	1	1,800	1	1,800
Clerical, administrative, and fiscal service:				
Grade 16. Chief of staff.....	1	10,000	1	10,000
Grade 12. Executive assistant.....	1	5,200	1	5,200
Accountant.....	1	5,000	1	5,000
Public relations counsel.....	1	4,600	1	4,600

National Industrial Recovery, Federal Power Commission—Contd.

By objects	Obligations					
	Estimate, 1935		Estimate, 1934		Actual, 1933	
	Posi- tions	Av. salary	Posi- tions	Av. salary	Posi- tions	Av. salary
PERSONAL SERVICES, DEPARTMENTAL—CON.						
Clerical, administrative, and fiscal service—Continued.						
Grade 7. Accounting assistant	1	\$2,600	1	\$2,600		
Grade 5. Clerk-stenographer	1	2,000	1	2,000		
Grade 3. Stenographer	4	1,620	4	1,620		
Grade 2. Assistant clerk	1	1,500	1	1,500		
Stenographer	2	1,440	2	1,440		
Telephone operator			1	1,440		
Grade 1. Junior stenographer	2	1,320	2	1,320		
Clerk	1	1,320	1	1,320		
Typists	4	1,320	4	1,320		
Custodial service:						
Grade 2. Assistant messenger	2	1,080	2	1,080		
Total indefinite, departmental	55	178,560	56	180,000		
Deduct lapses		27,837		49,858		
Net indefinite, departmental		150,723		130,142		
Temporary employees, departmental		10,400		10,400		
All personal services, departmental		161,123		140,542		
Deduct legislative reductions				21,081		
01 Personal services (net)		161,123		119,461		
OTHER OBLIGATIONS						
02 Supplies and materials		4,000		2,666		
05 Communication service		1,530		1,020		
06 Travel expenses		41,280		27,520		
07 Transportation of things		600		400		
08 Printing and binding, etc.		6,600		4,400		
11 Rent				12,500		
12 Repairs and alterations		600		400		
13 Special and miscellaneous current ex- penses		1,200		800		
30 Equipment		860		13,040		
Total other obligations		56,670		62,746		
1934 appropriations to be obligated in 1935		217,793		182,207		
Received by transfer from Federal Emergency Administration of Public Works		-217,793		-217,793		
Total estimate or appropriation				-400,000		
BY ACTIVITIES OR PROJECTS						
1. Investigation, upon the request of the Federal Emergency Administrator of Public Works, of applications for loans to be made under title II of the National Industrial Recovery Act for the construction of public-works projects which involve the development and utilization of electric power and making recommendations with respect thereto to the Administrator		15,571		10,381		
2. Comprehensive study of the distribution of electrical energy to consumers in the United States and submission of these findings for correlation with the findings of the National Power Survey for the purpose of formulating a program of public works		48,780		32,487		
3. Survey of the water resources of the United States as they relate to the conservation, development, control, and utilization of water power, of the relation of water power to other industries and to interstate and foreign commerce and of the transmission of electrical energy in the United States to consumers, and on the basis of this survey and in conjunction with the special study of the distribution thereof, formulate a program of public works		153,442		139,339		
Total		217,793		182,207		

Printing and Binding, Federal Power Commission—

For all printing and binding for the Federal Power Commission, **[\$3,000]** \$2,500 (U.S.C., title 31, sec. 588; act June 16, 1933, 48 Stat., p. 291).

Estimate 1935, **\$2,500**

Appropriated 1934, **\$3,000**

Printing and Binding, Federal Power Commission—Continued.

By objects	Obligations		
	Estimate, 1935	Estimate, 1934	Actual, 1933
02011 Forms and stationery	\$700	\$700	\$275
0800 Annual reports	700	1,500	2,552
Rules and regulations	250	250	40
Special publications			713
Decisions of the Commission	500	400	31
Binding	250	100	10
13 Miscellaneous current expenses	100	50	4
Total obligations	2,500	3,000	3,625
Unobligated balance			375
Total estimate or appropriation	2,500	3,000	4,000

Total, Federal Power Commission, **[\$210,000]** \$277,303.

Annual appropriations, general fund:

Estimate 1935, **\$277,303**

Appropriated 1934, **\$210,000**

Special fund:

Payments to States under Federal Water Power Act, Special Fund—

SEC. 810. Disposition of charges arising from licenses.—
* * * All other charges arising from licenses hereunder shall be paid into the Treasury of the United States, subject to the following distribution: Twelve and one-half per centum thereof is hereby appropriated to be paid into the Treasury of the United States and credited to "Miscellaneous receipts"; 50 per centum of the charges arising from licenses hereunder for the occupancy and use of public lands, national monuments, national forests, and national parks shall be paid into, reserved, and appropriated as a part of the reclamation fund created by sections 372, 373, 381, 383, 391, 392, 411, 416, 419, 421, 431, 432, 434, 439, 461, 476, 491, and 498, title 43, Public Lands; and 37½ per centum of the charges arising from licenses hereunder for the occupancy and use of national forests, national parks, public lands and national monuments, from development within the boundaries of any State, shall be paid by the Secretary of the Treasury to such State; and 50 per centum of the charges arising from all other licenses hereunder is hereby reserved and appropriated as a special fund in the Treasury to be expended under the direction of the Secretary of War in the maintenance and operation of dams and other navigation structures owned by the United States, or in the construction, maintenance, or operation of headwater or other improvements of navigable waters of the United States (U.S.C., title 16, sec. 810).

Estimate 1935, **\$73,275**

Appropriated 1934, **\$66,150**

2200 Grants to States: Obligations—1935, \$73,275; 1934, \$75,386; 1933, \$75,753.

Total, Federal Power Commission, general and special funds:

Estimate 1935, **\$350,578**

Appropriated 1934, **\$276,150**

FEDERAL RADIO COMMISSION

Salaries and Expenses, Federal Radio Commission—

For five commissioners, and for all other authorized expenditures of the Federal Radio Commission in performing the duties imposed by the Radio Act of 1927, approved February 23, 1927, as amended, the Ship Act of 1910, approved June 24, 1910, as amended, Executive Order Numbered 5892, dated July 20, 1932, and the International Radiotelegraphic Convention, including personal services, contract stenographic reporting services, rental of quarters, newspapers, periodicals, reference books, law books, special counsel fees, supplies and equipment, including purchase and exchange of instruments, which may be purchased without regard to section 3709 of the Revised Statutes (U.S.C., title 41, sec. 5) when the aggregate amount involved does not exceed \$25, improvement and care of grounds and repairs to buildings, not to exceed \$1,000, traveling expenses, including expenses of attend-

ance at meetings which in the discretion of the Commission are necessary for the efficient discharge of its responsibilities, and other necessary expenses, **[\$620,000] \$651,885**, of which amount not to exceed **[\$338,000] \$328,500** may be expended for personal services in the District of Columbia: *Provided, That the provisions of section 512 of Part II of the Legislative Appropriation Act, fiscal year 1933, shall not operate, after June 30, 1934, to prevent the adjustment of classification or compensation to conform to the duties to which the employees of the Commission may be assigned.* (U.S.C., title 46, secs. 484-488; U.S.C., Supp. VI, title 47, sec. 83; act June 16, 1933, 48 Stat., p. 291).

Estimate 1935, **\$651,885**Appropriated 1934, **\$620,000**

By objects	Obligations					
	Estimate, 1935		Estimate, 1934		Actual, 1933	
	Posi- tions	Av. salary	Posi- tions	Av. salary	Posi- tions	Av. salary
PERSONAL SERVICES, DEPARTMENTAL						
Professional service:						
Grade 9. General counsel.....	1	\$10,000	1	\$10,000	1	\$10,000
Chief engineer.....	1	8,000	1	8,000	1	8,000
Grade 8. Chief division of field operations.....	2	7,500	2	7,500	2	7,500
Assistant chief engineer.....	2	7,500	2	7,500	3	7,500
Assistant general counsel.....	1	5,600	1	5,600	1	5,600
Grade 6. Senior attorney.....	1	5,600	1	5,600	1	5,600
Principal engineer.....	1	4,800	1	4,800	1	4,800
Assistant chief, division of field operations.....	2	4,600	2	4,600	2	4,600
Grade 5. Scientist.....	5	4,600	5	4,600	5	4,600
Engineer.....	2	3,900	2	3,900	2	3,900
Attorney.....	1	3,800	1	3,800	2	3,800
Grade 4. Engineer.....	1	3,400	1	3,400	1	3,400
Attorney.....	1	3,200	1	3,200	1	3,200
Grade 3. Associate engineer.....	2	2,700	2	2,700	2	2,700
Associate attorney.....	1	2,600	1	2,600	1	2,600
Assistant attorney.....						
Subprofessional service:						
Grade 4. Assistant engineering aid.....					1	1,620
Clerical, administrative, and fiscal service:						
Grade 16. Commissioner.....	5	10,000	5	10,000	5	10,000
Grade 14. Secretary.....	1	6,500	1	6,500	1	6,500
Grade 12. Administrative officer.....	1	4,600	1	4,600	1	4,600
Assistant chief investigator.....					1	4,800
Grade 11. Administrative officer.....	1	3,800	1	3,800	1	3,800
Grade 10. Junior administrative officer.....					1	3,800
Grade 8. Administrative assistant.....	1	2,900	1	2,900	1	2,900
Grade 7. Receiving and disbursing clerk.....					1	2,900
Grade 6. Principal clerk-stenographer.....	5	2,360	5	2,360	5	2,360
Principal clerk.....	2	2,600	2	2,600	2	2,600
Grade 5. Senior clerk.....	6	2,133	6	2,133	7	2,129
Senior clerk-stenographer.....	5	2,060	5	2,060	5	2,060
Senior translator.....					1	2,000
Grade 4. Clerk.....	12	1,880	12	1,880	12	1,880
Clerk-stenographer.....	4	1,905	4	1,905	6	1,900
Grade 3. Assistant clerk.....	16	1,710	16	1,710	20	1,692
Senior stenographer.....	6	1,720	6	1,720	6	1,810
Assistant clerk-stenographer.....	2	1,800	2	1,800	10	1,710
Senior operator.....	1	1,740	1	1,740	1	1,740
Grade 2. Junior clerk.....	19	1,484	19	1,484	14	1,496
Junior stenographer.....	3	1,460	3	1,460	5	1,464
Junior clerk-typist.....	5	1,524	5	1,524	11	1,495
Junior operator.....	1	1,440	1	1,440	2	1,440
Grade 1. Underclerk.....	1	1,320	1	1,320	1	1,320
Custodial service:						
Grade 4. Head messenger.....	1	1,320	1	1,320	1	1,320
Grade 3. Messenger.....	3	1,220	3	1,220	3	1,220
Minor mechanic.....	1	1,440	1	1,440	1	1,440
Grade 2. Messenger.....	1	1,080	1	1,080	1	1,080
Total permanent, departmental.....	126	348,354	126	348,354	155	428,832
Deduct lapses and administrative furloughs.....						29,835
All personal services, departmental.....		348,354		348,354		398,997
PERSONAL SERVICES, FIELD						
Professional service:						
Grade 7. Inspector.....	1	6,500	1	6,500	1	6,500
Grade 6. Inspector.....	3	5,600	3	5,600	4	5,600
Grade 5. Inspector.....	3	4,800	3	4,800	4	4,800
Grade 4. Inspector.....	5	3,940	5	3,940	4	3,975
Grade 3. Inspector.....	8	3,538	8	3,538	11	3,509
Grade 2. Inspector.....	33	2,739	33	2,739	26	2,788
Grade 1. Inspector.....	18	2,405	18	2,405	38	2,445
Clerical, administrative, and fiscal service:						
Grade 5. Clerk.....	7	2,277	7	2,277	9	2,293
Grade 4. Clerk.....	8	1,905	8	1,905	9	1,893
Grade 3. Clerk.....	4	1,695	4	1,695	9	1,687
Grade 2. Clerk.....	20	1,485	20	1,485	38	1,470
Custodial service:						
Grade 6. Diesel engineman.....	1	1,680	1	1,680	4	1,680
Grade 2. Janitor.....	1	1,080	1	1,080	1	1,080
Total permanent, field.....	112	289,800	112	289,800	158	384,514
Total, departmental and field.....		638,154		638,154		783,511
Deduct legislative reductions.....		63,815		95,701		78,778
Deduct lapses and administrative furloughs.....						18,937
01 Personal services (net).....		574,339		542,453		685,796
OTHER OBLIGATIONS						
02 Supplies and materials.....		12,300		13,300		12,611
04 Storage and care of vehicles.....		3,000		3,000		2,578
05 Communication service.....		8,000		8,000		7,706

Salaries and Expenses, Federal Radio Commission—Continued.

By objects	Obligations		
	Estimate, 1935	Estimate, 1934	Actual, 1933
OTHER OBLIGATIONS—continued			
06 Travel expenses, including car fare.....	\$16,800	\$16,800	\$17,553
07 Transportation of things.....	1,346	1,347	940
08 Stenographic reporting.....	15,000	15,000	15,752
10 Heat, light, power, and water.....	3,000	3,000	3,182
11 Rents.....	6,700	6,700	17,683
12 Repairs and alterations.....	1,000	1,000	709
13 Special and miscellaneous.....	400	400	453
30 Equipment.....	9,000	9,000	12,259
Total other obligations.....	77,546	77,547	91,426
Grand total obligations.....	651,885	620,000	777,222
Estimated savings and unobligated balances.....			78,778
Total estimate or appropriation.....	651,885	620,000	856,000
BY PROJECTS			
Administration:			
Administrative officer.....	10 68,220	10 64,430	13 76,500
Clerical.....	76 118,962	76 112,353	91 134,640
Expenses (other than salaries).....	16,047	16,046	10,000
Engineering:			
Engineer.....	12 55,080	12 52,020	12 52,020
Clerical.....	9 14,148	9 13,862	13 19,295
Expenses (other than salaries).....	4,000	4,000	3,324
Legal:			
Attorney.....	10 42,000	10 40,460	14 63,665
Clerical.....	9 14,274	9 13,481	12 18,326
Expenses (other than salaries).....	17,500	17,500	15,000
Inspection (field):			
Inspector.....	71 197,460	71 186,490	88 227,800
Clerical.....	41 63,355	41 59,858	70 99,048
Expenses (other than salaries).....	40,000	40,000	57,604
Deduct lapses and administrative furloughs.....			
Deduct legislative reductions.....			
Total.....	238 651,886	238 620,000	313 777,222

Printing and Binding, Federal Radio Commission—

For all printing and binding for the Federal Radio Commission, **[\$20,000] \$15,000** (U.S.C., title 31, sec. 588; U.S.C., Supp. VI, title 47, sec. 83; act June 16, 1933, 48 Stat., p. 291).

Estimate 1935, **\$15,000**Appropriated 1934, **\$20,000**

By objects	Obligations		
	Estimate, 1935	Estimate, 1934	Actual, 1933
02 Printed forms and letterheads, etc.....	\$1,300	\$1,300	\$1,350
08 Printing and binding.....	13,700	18,700	7,496
Estimated savings and unobligated balance.....			7,154
Total estimate or appropriation.....	15,000	20,000	16,000
BY PROJECTS			
Acts—Decisions of Comptroller General.....	125	125	121
Annual report.....	400	400	439
Commission minutes (binding).....	200	200	164
Briefs and records.....	2,000	2,000	1,870
Printed forms, letterheads, and blank paper.....	10,275	10,275	6,252
Publications (rules, regulations, etc.).....	2,000	7,000	
Total.....	15,000	20,000	8,846

Total, Federal Radio Commission **[\$640,000], \$666,885.**

Annual appropriations, general fund:

Estimate 1935, **\$666,885**Appropriated 1934, **\$640,000**

FEDERAL RESERVE BOARD

Special fund:

Salaries and Expenses, Federal Reserve Board—

Assessments upon Federal reserve banks levied under the Act of December 23, 1913 (U.S.C., title 12, secs. 241, 243), and deposited in a special fund in the Treasury, and available for expenditures under the above title (U.S.C., title 12, secs. 241, 243).

Appropriated 1934, **\$1,627,293**

NOTE.—The expenses of the Board are defrayed from assessments on Federal Reserve banks and, under section 6 (b) of the Banking Act of 1933, approved June 16, 1933 (Public No. 66, 73d Cong.), are no longer to be considered Government funds or appropriated moneys.

Salaries and Expenses, Federal Reserve Board—Continued.

By objects	Obligations		
	Estimate, 1935	Estimate, 1934	Actual, 1933
PERSONAL SERVICES			
01 Personal services.....			\$616,824
OTHER OBLIGATIONS			
02 Supply and materials.....			5,159
05 Communication service.....			271,621
06 Travel expenses.....			61,225
08 Printing, engraving, lithographing, binding, photographing, and type-writing (service).....			1,291,337
10 Furnishing of heat, light, power, water, and electricity (service).....			614
11 Rents.....			20,766
12 Repairs and alterations.....			583
13 Special and miscellaneous (current expenses).....			2,148
30 Equipment.....			4,799
Total other obligations.....			1,658,252
Grand total obligations.....			2,275,076
Deduct amount in excess of estimate.....			582,276
Total estimate or appropriation.....		\$1,627,293	1,692,800

¹ Includes amounts paid to the Bureau of Engraving and Printing for printing Federal reserve notes and Federal reserve bank notes.

² Permanent appropriation; removed from category of Government funds. (See note above).

FEDERAL SURPLUS RELIEF CORPORATION

Federal Surplus Relief Corporation—

NOTE.—A corporation created under authority of section 3 (b) of the Federal Emergency Relief Act of 1933, approved May 12, 1933. Financed by allotments from the \$500,000,000 made available to the Federal Emergency Relief Administration from funds of the Reconstruction Finance Corporation by section 2 (a) of the Federal Emergency Relief Act.

FEDERAL TRADE COMMISSION

Federal Trade Commission—

For five commissioners, and for all other authorized expenditures of the Federal Trade Commission in performing the duties imposed by law or in pursuance of law, including secretary to the Commission and other personal services, contract stenographic reporting services; supplies and equipment, law books, books of reference, periodicals, garage rental, traveling expenses, including not to exceed \$900 for expenses of attendance, when specifically authorized by the Commission, at meetings concerned with the work of the Federal Trade Commission, [not to exceed \$300] for newspapers and press clippings not to exceed \$400, foreign postage, and witness fees, and mileage in accordance with section 9 of the Federal Trade Commission Act; [\$900,000,] \$1,208,730 [of which \$230,000 shall be available for the completion of the public utilities investigations undertaken pursuant to S. Res. 83, Seventieth Congress: *Provided*, That hereafter no new investigations shall be initiated by the Commission as the result of a legislative resolution except the same be a concurrent resolution of the two Houses of Congress] (*U.S.C., title 15, secs. 12-26, 41-51, 61-65; acts June 16, 1933, 48 Stat., pp. 275, 291*).

Estimate 1935, \$1,208,730

Appropriated 1934, *\$1,150,000

* Includes \$250,000 appropriated in Fourth Deficiency Act, fiscal year 1933.

By objects	Obligations					
	Estimate, 1935		Estimate, 1934		Actual, 1933	
PERSONAL SERVICES, DEPARTMENTAL	Posi- tions	Av. salary	Posi- tions	Av. salary	Posi- tions	Av. salary
Clerical, administrative, and fiscal service:						
Grade 16. Commissioner.....	5	\$10,000	5	\$10,000	5	\$10,000
Grade 14. Secretary.....	1	7,000	1	7,000	1	7,000
Grade 13. Executive accountant and auditor.....	1	5,600	1	5,600	1	5,600
Grade 12. Assistant Secretary.....	1	5,000	1	5,000	1	5,000
Chief accountant and auditor.....	8	4,625	8	4,625	6	4,633
Grade 11. Assistant chief accountant and auditor.....	10	3,840	10	3,840	7	3,857
Grade 10. Senior accountant and auditor.....	2	3,500	2	3,500	2	3,500
Business investigator.....	1	3,600	1	3,600	1	3,600
Grade 9. Senior administrative assistant.....	2	3,500	2	3,500	2	3,500
Accountant and auditor.....	13	3,346	13	3,346	13	3,392
Business investigator.....	2	3,300	2	3,300	2	3,300

Federal Trade Commission—Continued.

By objects	Obligations					
	Estimate, 1935		Estimate, 1934		Actual, 1933	
PERSONAL SERVICES, DEPARTMENTAL—CON.	Posi- tions	Av. salary	Posi- tions	Av. salary	Posi- tions	Av. salary
Clerical, administrative, and fiscal service—Continued.						
Grade 8. Administrative assistant.....	1	\$3,400	1	\$3,400	1	\$3,400
Associate editor.....	1	3,500	1	3,500	1	3,500
Business investigator.....						
Associate accountant and auditor.....	6	2,900	6	2,900	6	2,900
Grade 7. Junior administrative officer.....	4	2,850	4	2,850	5	2,880
Assistant accountant and auditor.....	12	2,675	12	2,675	12	2,700
Business investigator.....	1	3,000	1	3,000	1	3,000
Grade 6. Principal clerk.....	6	2,850	6	2,850	8	2,838
Editorial clerk.....	1	2,900	1	2,900	1	2,900
Business investigator.....	5	2,540	5	2,540	5	2,460
Principal accounting and auditing assistant.....	22	2,331	22	2,331	21	2,333
Examiner.....	1	2,900	1	2,900		
Grade 5. Senior clerk.....	10	2,290	10	2,290	11	2,254
Senior clerk-stenographer.....	6	2,266	6	2,266	6	2,266
Head stenographer.....	1	2,000	1	2,000	1	2,000
Senior office draftsman.....	2	2,250	2	2,250	2	2,250
Business investigator.....	6	2,017	6	2,017	8	2,013
Senior accounting and auditing assistant.....	21	2,029	21	2,029	24	2,020
Grade 4. Clerk.....	35	1,915	35	1,915	34	1,913
Principal stenographer.....	6	1,920	6	1,920	6	1,920
Clerk-stenographer.....	13	1,730	13	1,730	13	1,730
Examiner.....	2	1,980	2	1,980	3	1,920
Grade 3. Assistant clerk.....	19	1,749	19	1,749	56	1,676
Assistant clerk-stenographer.....	10	1,668	10	1,668	9	1,686
Senior stenographer.....	16	1,691	16	1,691	16	1,695
Assistant clerk-typist.....	1	1,740	1	1,740	1	1,740
Grade 2. Junior clerk.....	5	1,512	5	1,512	6	1,500
Junior stenographer.....	15	1,440	15	1,440	21	1,440
Senior typist.....	5	1,440	5	1,440	6	1,500
Draftsman.....	1	1,440	1	1,440	1	1,440
Operator office devices.....	3	1,520	3	1,520	3	1,520
Grade 1. Underclerk.....	2	1,320	2	1,320	2	1,320
Underoperator office devices.....	1	1,260	1	1,260	1	1,260
Professional service:						
Grade 8. Chief counsel.....	1	9,000	1	9,000	1	9,000
Chief economic analyst.....	1	8,000	1	8,000	1	8,000
Chief security division.....	1	8,000	1	8,000		
Grade 7. Special attorney.....	4	6,750	4	6,750	4	6,875
Special security analyst.....	1	6,500	1	6,500		
Grade 6. Chief attorney.....	21	5,800	21	5,800	20	5,819
Chief economic analyst.....	9	5,911	9	5,911	9	5,911
Chief security analyst.....	1	5,600	1	5,600		
Grade 5. Senior attorney.....	23	4,774	23	4,774	24	4,783
Senior economic analyst.....	6	4,767	6	4,767	6	4,767
Grade 4. Attorney.....	8	3,850	8	3,850	5	3,880
Economic analyst.....	1	4,200	1	4,200	4	3,900
Security analyst.....	4	3,800	4	3,800		
Grade 3. Associate attorney.....	19	3,268	19	3,268	18	3,277
Associate economic analyst.....	5	3,420	5	3,420	7	3,357
Security analyst.....	1	3,200	1	3,200		
Grade 2. Assistant attorney.....	2	2,600	2	2,600	4	2,775
Assistant librarian.....	1	3,000	1	3,000	1	3,000
Assistant economic analyst.....	1	2,600	1	2,600	2	2,600
Grade 1. Junior attorney.....	2	2,000	2	2,000	2	2,000
Junior economic analyst.....	2	2,050	2	2,050	2	2,050
Subprofessional service:						
Grade 5. Library assistant.....	1	2,100	1	2,100	1	2,100
Grade 4. Nurse.....	1	1,740	1	1,740	1	1,740
Library assistant.....	1	1,620	1	1,620	1	1,620
Grade 2. Minor library assistant.....	1	1,260	1	1,260	1	1,260
Custodial service:						
Grade 6. Mechanic.....	1	1,980	1	1,980	2	1,860
Grade 5. Mechanic.....	1	1,500	1	1,500	1	1,500
Grade 4. Chief messenger.....	1	1,620	1	1,620	1	1,620
Grade 3. Messenger.....	5	1,356	5	1,356	6	1,330
Minor Mechanic.....	1	1,500	1	1,500	1	1,500
Grade 2. Assistant messenger.....	6	1,080	6	1,080	8	1,080
Junior laborer.....	2	1,080	2	1,080	2	1,080
Total permanent, departmental.....	422	1,256,744	422	1,256,744	469	1,303,144
Deduct lapses and administrative furloughs.....		195,544		195,544		208,531
Net permanent, departmental.....		1,061,200		1,061,200		1,094,613
Temporary employees, departmental.....		4,000		4,000		
All personal services, departmental.....		1,065,200		1,065,200		1,094,613
PERSONAL SERVICES, FIELD						
Clerical, administrative, and fiscal service:						
Grade 4. Principal stenographer.....	1	1,860	1	1,860	1	1,860
Clerk-stenographer.....	1	1,980	1	1,980	1	1,980
Grade 3. Senior stenographer.....	2	1,680	2	1,680	2	1,680
Assistant clerk-stenographer.....	1	1,920	1	1,920	1	1,920
Grade 2. Junior stenographer.....	5	1,536	5	1,536	5	1,536
Professional service:						
Grade 6. Chief attorney.....	2	5,600	2	5,600	2	5,600
Grade 5. Senior attorney.....	6	4,800	6	4,800	7	4,828
Grade 4. Attorney.....	4	3,900	4	3,900	4	3,900
Grade 3. Associate attorney.....	11	3,300	11	3,300	12	3,292
Grade 2. Assistant attorney.....	6	2,616	6	2,616	6	2,616
Total permanent, field.....	39	124,396	39	124,396	41	132,596

Federal Trade Commission—Continued.

By objects	Obligations		
	Estimate, 1935	Estimate, 1934	Actual, 1933
PERSONAL SERVICES, FIELD—continued			
Deduct lapses and administrative fur-loughs.....	\$14,896	\$14,896	\$6,449
Net permanent, field.....	109,500	109,500	126,147
Total, departmental and field.....	1,174,700	1,174,700	1,220,760
Deduct legislative reductions.....	117,470	176,205	123,907
	1,057,230	998,495	1,096,853
Witness fees.....	800	800	791
Contract services.....	500	500	880
01 Personal services (net).....	1,058,530	999,795	1,098,524
OTHER OBLIGATIONS			
02 Supplies and materials.....	12,000	12,000	13,965
05 Communication service.....	6,500	6,500	5,296
06 Travel expenses.....	101,500	101,500	102,160
07 Transportation of things.....	275	280	256
08 Reporting hearings.....	16,000	16,000	13,668
10 Heat and light.....	75	75	71
11 Rents.....	7,500	7,500	12,533
12 Repairs and alterations.....	750	750	2,956
13 Special and miscellaneous.....	100	100	122
30 Equipment.....	5,000	5,000	5,235
Total other obligations.....	149,700	149,705	156,262
Grand total obligations.....	1,208,230	1,149,500	1,254,786
1933 appropriation obligated in 1932.....			+39,786
Transferred to "Food and Drug Adminis-tration", Department of Agriculture.....	500	500	280
Net total obligations.....	1,208,730	1,150,000	1,294,852
Estimated saving and unobligated balance.....			141,648
Total estimate or appropriation.....	1,208,730	1,150,000	1,436,500
BY ACTIVITIES OR PROJECTS			
Administrative Division.....	276,296	263,729	284,056
Economic Division.....	266,486	254,209	444,150
Chief Counsel's Division.....	150,006	142,339	152,439
Securities Division.....	188,848	178,912	---
Chief Examiner's Division.....	217,158	206,427	252,217
Trial Examiner's Division.....	56,588	53,722	59,032
Trade Practice Conference Division.....	28,724	27,406	26,652
Board of Review.....	6,984	6,596	15,234
Special Board of Investigation.....	17,640	16,600	21,006
Total.....	1,208,730	1,150,000	1,254,786

Printing and Binding, Federal Trade Commission—

For all printing and binding for the Federal Trade Commission, **[\$20,000] \$34,000** (U.S.C., title 31, sec. 583; acts June 16, 1933, 48 Stat., pp. 276, 291).

Estimate 1935, **\$34,000**Appropriated 1934, * **\$35,000**

By objects	Obligations		
	Estimate, 1935	Estimate, 1934	Actual, 1933
02011 Printed forms and letterheads.....	\$1,000	\$1,000	\$936
0800 Printing and binding.....	33,000	34,000	19,064
Total.....	34,000	35,000	20,000
Estimated savings and unobligated bal-ances.....			10,000
Total estimate or appropriation.....	34,000	35,000	30,000
BY ACTIVITIES OR PROJECTS			
Annual report.....	1,000	1,650	1,900
Economic printing, investigational reports, etc.....	3,000	2,000	1,164
Legal printing, briefs, court records, etc.....	10,000	10,000	11,327
Securities printing, forms, regulations, etc.....	15,000	15,000	134
Trade practice conference printing, rules, etc.....		1,600	---
Administrative printing, letterheads forms, etc.....	1,000	750	522
Federal Trade Commission decisions, Com-mission's decisions, stipulations, etc.....	4,000	4,000	4,953
Total.....	34,000	35,000	20,000

* Includes \$15,000 appropriated in Fourth Deficiency Act, fiscal year 1933.

Total, Federal Trade Commission, **[\$920,000] \$1,242,730.**

Annual appropriations, general fund:

Estimate 1935, **\$1,242,730**Appropriated 1934, **\$1,185,000**

GENERAL ACCOUNTING OFFICE

Salaries, General Accounting Office—

Salaries: For Comptroller General, Assistant Comptroller General, and other personal services in the District of Columbia and elsewhere, **[\$3,110,000] \$3,292,920** (U.S.C., title 31, secs. 42, 52; act June 16, 1933, 48 Stat., p. 291).

Estimate 1935, **\$3,292,920**Appropriated 1934, **\$3,110,000**

By objects	Obligations					
	Estimate, 1935		Estimate, 1934		Actual, 1933	
	Posi- tions	Av. salary	Posi- tions	Av. salary	Posi- tions	Av. salary
PERSONAL SERVICES, DEPARTMENTAL						
Clerical, administrative, and fiscal service:						
Comptroller General of the United States.....	1	\$10,000	1	\$10,000	1	\$10,000
Grade 15. Assistant Comptroller General.	1	9,000	1	9,000	1	9,000
Assistant to Comptroller Gen- eral of the United States (executive officer).....	1	8,500	1	8,500	1	8,500
Chief of investigations.....	1	8,000	1	8,000	1	8,000
Grade 14. Chief of division.....	3	6,500	3	6,500	3	6,500
Assistant chief of investigations.....	1	6,500	1	6,500	1	6,500
Grade 13. Assistant chief of division.....	2	5,600	2	5,600	3	5,600
Principal investigator.....	4	5,600	4	5,600	4	5,600
Grade 12. Chief of division.....	2	5,100	2	5,100	2	5,100
Chief clerk.....	1	4,600	1	4,600	1	4,600
Assistant chief of division.....	2	4,700	2	4,700	3	4,800
Head audit supervisor.....	1	4,600	1	4,600	1	4,600
Senior investigator.....	6	4,600	6	4,600	8	4,625
Grade 11. Assistant chief of division.....	1	3,800	1	3,800	1	3,800
Assistant to chief of division.....	2	3,800	2	3,800	2	3,800
Chief of section.....	10	3,800	10	3,800	10	3,800
Unit head.....	2	3,800	2	3,800	2	3,800
Investigator.....	12	3,883	12	3,883	12	3,883
Grade 10. Chief of division.....	1	3,500	1	3,500	1	3,500
Assistant chief of division.....	1	3,500	1	3,500	1	3,500
Special assistant to the Comptroller General.....	1	3,500	1	3,500	1	3,500
Special assistant.....	5	3,520	5	3,520	4	3,525
Chief of section.....	2	3,500	2	3,500	2	3,500
Unit head.....	5	3,500	5	3,500	6	3,517
Principal audit supervisor.....	2	3,500	2	3,500	2	3,500
Grade 9. Disbursing clerk.....	1	3,800	1	3,800	1	3,800
Assistant to chief of division.....	1	3,400	1	3,400	1	3,400
Senior audit supervisor.....	2	3,350	2	3,350	2	3,350
Chief of section.....	2	3,250	2	3,250	2	3,250
Assistant chief of section.....	3	3,200	3	3,200	3	3,200
Unit head.....	6	3,200	6	3,200	6	3,200
Assistant unit head.....	1	3,200	1	3,200	1	3,200
Senior review examiner.....	4	3,200	4	3,200	4	3,225
Senior claims reviewer.....	1	3,200	1	3,200	2	3,200
Principal auditor and account- ant.....	1	3,200	1	3,200	1	3,200
Assistant investigator.....	10	3,210	10	3,210	10	3,210
Grade 8. Assistant chief of division.....	1	2,900	1	2,900	1	2,900
Chief of section.....	1	2,900	1	2,900	1	2,900
Assistant chief of section.....	1	2,900	1	2,900	1	2,900
Audit supervisor.....	4	2,925	4	2,925	4	2,925
Unit head.....	20	2,915	20	2,915	21	2,914
Senior reviewer.....	38	2,916	38	2,916	42	2,919
Principal claims examiner.....	12	2,917	12	2,917	11	2,918
Assistant to the chief clerk.....	1	2,900	1	2,900	1	2,900
Secretary to the general counsel.....	1	2,900	1	2,900	1	2,900
Grade 7. Private secretary to the Comptroller General.....	1	2,600	1	2,600	1	2,600
Chief of section.....	2	2,600	2	2,600	3	2,667
Unit head.....	3	2,700	3	2,700	4	2,700
Assistant unit head.....	1	2,800	1	2,800	1	2,800
Junior audit supervisor.....	3	2,667	3	2,667	4	2,650
Principal auditor.....	32	2,619	32	2,619	33	2,627
Contract examiner and re- viewer.....	16	2,674	16	2,674	19	2,674
Reviewer.....	33	2,658	33	2,658	34	2,665
Senior claims examiner.....	16	2,619	16	2,619	17	2,624
Deputy disbursing clerk.....					1	2,600
Principal clerk.....	2	2,600	2	2,600	2	2,600
Legal research clerk.....	2	2,600	2	2,600	3	2,600
Grade 6. Senior rate examiner.....	18	2,650	18	2,650	19	2,647
Digest clerk.....	1	2,800	1	2,800	1	2,800
Chief of section.....	1	2,300	1	2,300	1	2,300
Assistant chief of section.....	2	2,450	2	2,450	2	2,450
Unit head.....	6	2,350	6	2,350	6	2,350
Assistant unit head.....	2	2,400	2	2,400	2	2,400
Claims examiner.....	18	2,350	18	2,350	20	2,340
Reviewer.....	4	2,425	4	2,425	4	2,575
Senior auditor.....	78	2,346	78	2,346	86	2,345
Control accountant.....	11	2,409	11	2,409	12	2,442
Principal clerk.....	3	2,300	3	2,300	4	2,425
Principal clerk-stenographer.....	2	2,400	2	2,400	2	2,400
Rate examiner.....	17	2,371	17	2,371	18	2,383
Grade 5. Senior clerk.....	301	2,113	301	2,113	317	2,110
Senior clerk-stenographer.....	9	2,122	9	2,122	10	2,140
Senior transportation rate and traffic clerk.....	16	2,044	16	2,044	16	2,050
Senior translator.....	1	2,000	1	2,000	1	2,000
Head operator (office devices).....	1	2,000	1	2,000	2	2,100
Grade 4. Clerk.....	156	1,853	156	1,853	166	1,858
Clerk-stenographer.....	3	1,980	3	1,980	3	1,980
Transportation rate and traffic clerk.....	1	1,800	1	1,800	1	1,800
Head operator (office devices).....	30	2,022	30	2,022	30	2,024
Grade 3. Assistant clerk.....	131	1,694	131	1,694	141	1,704
Head typist.....	1	1,620	1	1,620	1	1,620
Senior stenographer.....	24	1,735	24	1,735	24	1,735
Assistant clerk-stenographer.....	5	1,692	5	1,692	5	1,692
Assistant clerk-typist.....	3	1,620	3	1,620	3	1,620

Salaries, General Accounting Office—Continued.

By objects	Obligations					
	Estimate, 1935		Estimate, 1934		Actual, 1933	
PERSONAL SERVICES, DEPARTMENTAL—con.						
Clerical, administrative, and fiscal service—Continued.	Posi- tions	Av. salary	Posi- tions	Av. salary	Posi- tions	Av. salary
Grade 3. Junior transportation rate and traffic clerk	2	\$1,710	2	\$1,710	2	\$1,710
Senior operator (office devices)	124	1,741	124	1,741	133	1,744
Grade 2. Junior clerk	120	1,527	120	1,527	123	1,534
Senior typist	44	1,470	44	1,470	44	1,471
Junior stenographer	12	1,485	12	1,485	12	1,485
Junior clerk-typist	6	1,450	6	1,450	8	1,455
Junior clerk-stenographer	1	1,500	1	1,500	1	1,500
Junior operator (office devices)	114	1,497	114	1,497	127	1,505
Grade 1. Underclerk	62	1,359	62	1,359	84	1,366
Junior typist	7	1,260	7	1,260	7	1,260
Underoperator	60	1,321	60	1,321	67	1,331
Professional service:						
Grade 8. General counsel	1	9,000	1	9,000	1	9,000
Grade 7. Assistant general counsel	2	7,500	2	7,500	2	7,500
Counsel	3	6,833	3	6,833	3	6,833
Attorney—conferee	2	6,500	2	6,500	2	6,500
Grade 6. Principal attorney	5	5,600	5	5,600	5	5,600
Grade 5. Senior attorney	12	4,617	12	4,617	14	4,671
Grade 4. Attorney	8	3,850	8	3,850	7	3,857
Subprofessional service:						
Grade 5. Nurse	1	1,860	1	1,860	1	1,860
Grade 3. Under library assistant	1	1,560	1	1,560	1	1,560
Custodial service:						
Grade 7. Senior mechanic	2	1,920	2	1,920	2	1,943
Grade 6. Mechanic	3	1,800	3	1,800	4	1,785
Grade 5. Junior mechanic	2	1,560	2	1,560	2	1,560
Grade 4. Head messenger	5	1,488	5	1,488	5	1,488
Assistant foreman of laborers	1	1,440	1	1,440	1	1,440
Undermechanic	1	1,380	1	1,380	2	1,410
Grade 3. Messenger	50	1,292	50	1,292	53	1,292
Senior laborer	3	1,320	3	1,320	4	1,320
Minor mechanic	2	1,230	2	1,230	2	1,230
Grade 2. Assistant messenger	15	1,080	15	1,080	16	1,080
Junior laborer	19	1,187	19	1,187	23	1,197
Grade 1. Junior messenger	1	600	1	600	2	660
Total permanent, departmental	1,834	3,813,760	1,834	3,813,760	1,967	4,084,147
Deduct lapses and administrative furloughs		154,960		154,936		24,965
Net permanent, departmental		3,658,800		3,658,824		4,059,182
Deduct legislative reductions		365,880		548,824		411,087
01 Personal services (net)		3,292,920		3,110,000		3,648,095
Estimated savings and unobligated balance						414,525
Total estimate or appropriation		3,292,920		3,110,000		4,062,620
BY ACTIVITIES OR PROJECTS						
Office of the Comptroller General, including administrative officials and employees, all officials and employees of the offices of the chief clerk, the chief of personnel, and the disbursing clerk		132,813		127,388		141,497
Office of the general counsel		159,390		148,580		174,203
Office of the chief of investigations		148,140		139,905		173,561
Claims Division		466,641		440,700		551,968
Audit Division		1,342,200		1,267,764		1,466,839
Post Office Department Division		604,323		570,853		671,872
Bookkeeping Division		93,181		87,155		98,735
Records Division		227,223		214,595		235,735
Custodial service		118,920		113,060		133,685
Total		3,292,920		3,110,000		3,648,095

Contingent Expenses, General Accounting Office—

Contingent expenses: For traveling expenses, including stenographic reporting service outside of the District of Columbia not exceeding \$2,500, by contract or otherwise; materials, supplies, equipment, and services; rent of buildings and equipment; purchase and exchange of books, law books, books of reference, and periodicals, typewriters, calculating machines, and other office appliances, including their development, repairs, and maintenance, including one motor-propelled passenger-carrying vehicle; and miscellaneous items; \$110,000: *Provided*, That section 3709 of the Revised Statutes (U.S.C., title 41, sec. 5) shall not be construed to apply to any purchase or service rendered for the General Accounting Office when the aggregate amount involved does not exceed the sum of \$50 (U.S.C., title 31, secs. 41-120; U.S.C., Supp. VI, title 28, sec. 905; title 31, secs. 44, 103, 121, 122; title 41, sec. 4a; act June 16, 1933, 48 Stat., p. 292).

Estimate 1935, \$110,000

Appropriated 1934, \$110,000

Contingent Expenses, General Accounting Office—Continued.

By objects	Obligations					
	Estimate, 1935		Estimate, 1934		Actual, 1933	
Supplies and materials:						
0200 Stationery and office supplies	\$22,000		\$22,000		\$25,777	
0210 Medical and hospital supplies	60		60		54	
0220 Scientific and educational supplies	700		700		700	
0230 Fuel (gasoline and oil)	650		650		346	
0280 Sundry supplies	800		800		603	
0290 Materials	3,000		3,000		2,867	
02 Total supplies and materials	27,210		27,210		30,347	
Communication service:						
0500 Telegraph service	100		100		55	
0510 Telephone service	3,650		3,650		3,814	
0520 Other communication service	140		140		199	
05 Total communication service	3,890		3,890		4,068	
06 Travel expenses (including local car fare)	29,300		29,300		28,067	
07 Transportation of things (service)	200		200		177	
11 Rents: Other rents (equipment)	33,000		33,000		32,771	
12 Repairs and alterations	2,000		2,000		2,060	
13 Special and miscellaneous expenses	600		600		629	
Equipment:						
3010 Furniture, furnishings, and fixtures	13,000		13,000		18,766	
3020 Educational equipment, etc.	500		500		385	
3050 Other equipment	300		300			
30 Total equipment	13,800		13,800		19,151	
Total obligations	110,000		110,000		117,270	
Unobligated balance					7,730	
Total estimate or appropriation	110,000		110,000		125,000	

Printing and Binding, General Accounting Office—

For all printing and binding for the General Accounting Office, including monthly and annual editions of selected decisions of the Comptroller General of the United States, **[\$60,000]** \$59,000 (U.S.C., title 31, secs. 41-120; U.S.C., Supp. VI, title 28, sec. 905; title 31, sec. 44, 103, 121, 122; title 41, sec. 4a; act June 16, 1933, 48 Stat., p. 292).

Estimate 1935, \$59,000

Appropriated 1934, \$60,000

By objects	Obligations					
	Estimate, 1935		Estimate, 1934		Actual, 1933	
02011 Printed forms and letterheads	\$10,000		\$10,000		\$11,242	
02011 Tabulating cards	34,000		34,000		31,058	
0800 Printing and binding (decisions, etc.)	10,000		11,000		11,496	
0800 Binding pay rolls and record books	5,000		5,000		4,840	
Total	59,000		60,000		58,636	
Unobligated balance					16,364	
Total estimate or appropriation	59,000		60,000		75,000	

National Industrial Recovery, General Accounting Office—

By objects	Obligations					
	Estimate, 1935		Estimate, 1934		Actual, 1933	
PERSONAL SERVICES, DEPARTMENTAL	Posi- tions	Av. salary	Posi- tions	Av. salary	Posi- tions	Av. salary
Clerical, administrative, and fiscal service:						
Grade 13. Principal investigator	1	\$5,600	1	\$5,600		
Grade 12. Senior investigator	1	4,600	1	4,600		
Grade 11. Investigator	3	3,800	3	3,800		
Grade 10. Assistant to chief of division	1	3,500	1	3,500		
Grade 9. Assistant investigator	3	3,200	3	3,200		
Grade 7. Unit head	4	2,600	4	2,600		
Audit reviewer	9	2,600	9	2,600		
Principal auditor	2	2,600	2	2,600		
Grade 6. Senior auditor	6	2,300	6	2,300		
Grade 5. Auditor	20	2,000	20	2,000		
Grade 4. Assistant auditor	20	1,800	20	1,800		
Grade 3. Junior auditor	10	1,620	10	1,620		
Section clerk	4	1,620	4	1,620		
Record clerk	1	1,620	1	1,620		
Time and pay-roll clerk	1	1,620	1	1,620		
Senior stenographer	2	1,620	2	1,620		

National Industrial Recovery, General Accounting Office—Con.

By objects	Obligations					
	Estimate, 1935		Estimate, 1934		Actual, 1933	
	Posi- tions	Av. salary	Posi- tions	Av. salary	Posi- tions	Av. salary
PERSONAL SERVICES, DEPARTMENTAL—CON.						
Clerical, administrative, and fiscal service—Continued.						
Grade 2. Assembling clerk.....	5	\$1,440	5	\$1,440		
File clerk.....	5	1,440	5	1,440		
Checker.....	10	1,440	10	1,440		
Comptometer operator.....	40	1,440	40	1,440		
Senior typist.....	15	1,440	15	1,440		
Grade 1. Check assorter.....	10	1,260	10	1,260		
Professional service:						
Grade 7. Counsel.....	1	6,500	1	6,500		
Grade 5. Senior attorney.....	2	4,600	2	4,600		
Grade 4. Attorney.....	3	3,800	3	3,800		
Grade 3. Associate attorney.....	2	3,200	2	3,200		
Custodial service:						
Grade 2. Assistant messenger.....	4	1,080	4	1,080		
Grade 1. Junior messenger.....	1	600	1	600		
Total, departmental.....	187	351,680	187	351,680		
Deduct five-twelfths for fiscal year 1934.....				147,000		
				204,680		
Deduct legislative reductions.....				30,748		
Deduct administrative furlough and losses.....		52,752				
01 Personal services (net).....		298,928		173,932		
OTHER OBLIGATIONS						
02 Miscellaneous purchases (including desks, chairs, towels, etc., and rental of tabulating equipment).....		1,000		2,000		
06 Travel expenses.....		12,000		8,000		
08 Printing.....		1,140		1,000		
3010 Computing machines.....		1,000		6,000		
3010 Typewriters.....		200		800		
Total other obligations.....		15,340		17,800		
Grand total obligations.....		314,268		191,732		
1934 appropriation to be obligated in 1935.....		-314,268		+314,268		
Received by transfer from Federal Emergency Administration of Public Works.....				-506,000		
Total estimate or appropriations.....						

Total, General Accounting Office, **[\$3,280,000]** \$3,461,920.

Annual appropriations, general fund:

Estimate 1935, **\$3,461,920** Appropriated 1934, **\$3,280,000****GEORGE ROGERS CLARK SESQUICENTENNIAL COMMISSION**

NOTE.—The expenditures by the Federal Government for the purposes of the George Rogers Clark Sesquicentennial Commission are administered by the Department of the Interior beginning August 10, 1933, under the provisions of section 2 of Executive Order No. 6166, dated June 10, 1933. (See p. 259.)

GEORGE WASHINGTON BICENTENNIAL COMMISSION

George Washington Bicentennial Commission—

By objects	Obligations		
	Estimate, 1935	Estimate, 1934	Actual, 1933
PERSONAL SERVICES			
Personal services.....		\$27,000	\$123,166
Deduct legislative furloughs.....		4,050	11,604
01 Personal services (net).....		22,950	111,562
OTHER OBLIGATIONS			
02 Stationery and office supplies.....		2,000	4,275
05 Telephone and telegraph.....		750	1,427
06 Travel expenses.....		500	9,447
08 Printing and binding.....		76,297	95,727
11 Rent of buildings.....			8,191
13 Special and miscellaneous expenses.....		4,000	13,036
30 Equipment.....			100
Total other obligations.....		83,547	132,203
Grand total of obligations.....		106,497	243,765
1932 appropriations obligated in 1933 and 1934.....		-106,497	-43,765
Total estimate or appropriation.....			200,000

INTERSTATE COMMERCE COMMISSION

Interstate Commerce Commission—

General administrative expenses: For eleven commissioners, secretary, and for all other authorized expenditures necessary in the execution of laws to regulate commerce, including one chief counsel, one director of finance, and one director of traffic at \$10,000 each per annum, traveling expenses, and contract stenographic reporting services, **[\$2,400,000]** \$2,526,216, of which amount not to exceed **[\$2,155,000]** \$2,205,000 may be expended for personal services in the District of Columbia, exclusive of special counsel, for which the expenditure shall not exceed \$50,000; [not exceeding \$150,000 for holding field hearings] not exceeding \$3,000 for purchase and exchange of necessary books, reports, and periodicals; not exceeding \$100 in the open market for the purchase of office furniture similar in class or kind to that listed in the general supply schedule [Provided, That this appropriation shall not be available for rent of buildings in the District of Columbia if suitable space is provided by the Public Buildings Commission] (U.S.C., title 49, secs. 1-19, 21-25; act June 16, 1933, 48 Stat. p. 292).

Est. 1935, \$2,526,216

App. 1934, \$2,400,000

By objects	Obligations					
	Estimate, 1935		Estimate, 1934		Actual, 1933	
	Posi- tions	Av. salary	Posi- tions	Av. salary	Posi- tions	Av. salary
PERSONAL SERVICES, DEPARTMENTAL						
Clerical, administrative, and fiscal service:						
Grade 16. Special executive officer:						
Commissioner.....	11	\$12,000	11	\$12,000	11	\$12,000
Director of Bureau.....	1	10,000	1	10,000	1	10,000
Grade 15. Special executive officer:						
Secretary.....	1	9,000	1	9,000	1	9,000
Director of Bureau.....	1	9,000	1	9,000	1	9,000
Grade 14. Executive officer:						
Chief of bureau.....	1	6,500	1	6,500	1	6,500
Assistant director.....	3	6,500	3	6,500	3	6,500
Grade 13. Executive officer:						
Chairman Board of Suspension.....	1	5,600	1	5,600	1	5,600
Special assistant director.....	1	6,400	1	6,400	1	6,400
Assistant director.....	2	5,800	2	5,800	2	5,800
Assistant to the director.....	1	5,600	1	5,600	1	5,600
Grade 12. Administrative officer:						
Chief of section.....					1	5,000
Assistant secretary.....	1	5,200	1	5,200	1	5,200
Assistant chief of section.....	1	4,600	1	4,600	1	4,600
Chief clerk and personnel officer.....	1	5,200	1	5,200	1	5,200
Chief accountant and auditor.....	2	4,700	2	4,700	3	4,733
Senior clerk (member of board).....	1	4,800	1	4,800	1	4,800
Grade 11. Principal administrative officer:						
Assistant chief of bureau.....	3	3,867	3	3,867	3	3,867
Member of board.....	1	3,800	1	3,800	1	3,800
Grade 10. Junior administrative officer:						
Assistant to director.....	1	3,800	1	3,800	1	3,800
Chief of section.....	1	3,800	1	3,800	1	3,800
Senior clerk.....	1	3,600	1	3,600	1	3,600
Senior examiner (member of board).....	1	3,500	1	3,500	1	3,500
Senior accountant and auditor.....	1	3,900	1	3,900	2	3,750
Grade 9. Senior administrative assistant:						
Disbursing clerk.....	1	3,600	1	3,600	1	3,600
Chief of section.....	1	3,800	1	3,800	1	3,800
Purchasing agent.....	1	3,400	1	3,400	1	3,400
Senior clerk.....	4	3,300	4	3,300	4	3,330
Accountant and auditor.....	14	3,400	14	3,400	14	3,400
Grade 8. Administrative assistant:						
Assistant chief of section.....	1	3,100	1	3,100	1	3,100
Chief clerk.....	1	3,300	1	3,300	1	3,300
Associate transportation and rate auditor.....	14	3,130	14	3,130	14	3,130
Senior clerk.....	6	3,033	6	3,033	6	3,033
Associate accountant and auditor.....	6	3,033	6	3,033	6	3,033
Grade 7. Junior administrative assistant:						
Private secretary.....	11	3,082	11	3,082	11	3,082
Assistant to secretary.....	1	3,200	1	3,200	1	3,200
Chief of section.....	2	2,900	2	2,900	2	2,900
Cashier.....	1	3,000	1	3,000	1	3,000
Chief clerk.....	1	2,800	1	2,800	1	2,800
Senior clerk.....	24	2,671	24	2,671	27	2,678
Printing clerk.....	1	2,900	1	2,900	1	2,900
Senior transportation rate and traffic auditor.....	56	2,782	56	2,782	58	2,783
Grade 6. Principal clerk (senior clerk).....	24	2,462	24	2,462	24	2,462
Transportation rate and traffic auditor.....	34	2,403	34	2,403	34	2,403
Grade 5. Senior clerk (assistant chief of section).....	1	2,600	1	2,600	1	2,600
Senior clerk.....	54	2,248	54	2,248	56	2,254
Senior clerk-stenographer.....	12	2,383	12	2,383	12	2,383
Grade 4. Clerk-stenographer.....	15	2,036	15	2,036	15	2,036
Clerk.....	50	1,906	50	1,906	51	1,907
Grade 3. Head typist.....	1	1,860	1	1,860	1	1,860
Senior stenographer.....	71	1,738	71	1,738	69	1,743
Assistant clerk.....	37	1,714	37	1,714	41	1,714
Grade 2. Junior clerk.....	16	1,534	16	1,534	19	1,541
Junior stenographer.....	26	1,479	26	1,479	28	1,478
Junior clerk-typist.....	40	1,512	40	1,512	40	1,511
Chief telephone operator.....	1	1,680	1	1,680	1	1,680
Junior operator office devices.....	9	1,600	9	1,600	01	9,608

Interstate Commerce Commission—Continued.

By objects	Obligations					
	Estimate, 1935		Estimate, 1934		Actual, 1933	
PERSONAL SERVICES, DEPARTMENTAL—CON.	Posi-	Av.	Posi-	Av.	Posi-	Av.
Clerical, administrative, and fiscal service—Continued.	tions	salary	tions	salary	tions	salary
Grade 1. Junior typist.....	7	\$1,294	7	\$1,294	7	\$1,294
Underoperator office devices.....	4	1,335	4	1,335	4	1,335
Junior telephone operator.....	3	1,380	3	1,380	3	1,380
Custodial service:						
Grade 7. Senior mechanic.....	1	2,200	1	2,200	1	2,200
Grade 6. Mechanic.....	1	1,920	1	1,920	1	1,920
Grade 4. Assistant foreman of laborers.....	1	1,620	1	1,620	1	1,620
Grade 3. Minor mechanic.....	1	1,380	1	1,380	1	1,380
Senior laborer.....	1	1,320	1	1,320	1	1,320
Messenger.....	1	1,200	1	1,200	1	1,200
Grade 2. Junior laborer.....	4	1,155	4	1,155	4	1,155
Minor domestic attendant.....	1	1,260	1	1,260	1	1,260
Assistant messenger.....	40	1,106	40	1,106	44	1,103
Grade 1. Junior messenger.....	4	630	4	630	7	600
Professional service:						
Grade 9. Special attorney:						
Chief counsel.....	1	10,000	1	10,000	1	10,000
Director of bureau.....	1	10,000	1	10,000	1	10,000
Grade 8. Special examiner:						
Chief examiner.....	1	9,000	1	9,000	1	9,000
Director of bureau.....	1	9,000	1	9,000	1	9,000
Grade 7. Head attorney:						
Assistant chief counsel.....	1	7,000	1	7,000	1	7,000
Director of bureau.....	1	7,000	1	7,000	1	7,000
Assistant director of bureau.....	1	7,500	1	7,500	1	7,500
Assistant chief examiner.....	1	7,500	1	7,500	1	7,500
Junior assistant chief counsel.....	1	6,500	1	6,500	1	6,500
Head examiner.....	9	6,333	9	6,333	9	6,333
Grade 6. Principal economic analyst.....	1	5,600	1	5,600	1	5,600
Principal engineer (assistant director).....	1	6,400	1	6,400	1	6,400
Principal attorney:						
Assistant director.....	1	5,600	1	5,600	1	5,600
Assistant to director.....	1	5,600	1	5,600	1	5,600
Principal attorney.....	3	5,733	3	5,733	3	5,733
Principal examiner (chief of section).....	3	5,400	3	5,400	2	5,600
Grade 5. Principal examiner.....	28	5,771	28	5,771	29	5,766
Senior economic analyst.....	1	5,400	1	5,400	2	5,300
Senior attorney.....	4	4,650	4	4,650	4	4,650
Senior engineer examiner.....	4	5,050	4	5,050	4	5,050
Senior examiner.....	33	4,821	33	4,821	33	4,861
Grade 4. Economic analyst.....	2	4,200	2	4,200	2	4,200
Attorney.....	1	3,800	1	3,800	1	3,800
Economic analyst (explosives agent).....	1	4,200	1	4,200	F1	4,200
Examiner.....	16	3,938	16	3,938	16	3,938
Grade 3. Associate attorney:						
Chief of section.....	1	3,800	1	3,800	1	3,800
Assistant to chief examiner.....	1	3,500	1	3,500	1	3,500
Associate attorney.....	2	3,250	2	3,250	2	3,250
Associate examiner.....	51	3,325	51	3,325	53	3,326
Associate engineer.....	3	3,367	3	3,367	3	3,367
Associate annotator.....	1	3,200	1	3,200	1	3,200
Grade 2. Assistant attorney.....	1	2,600	1	2,600	1	2,600
Assistant examiner.....	12	2,767	12	2,767	12	2,767
Assistant librarian.....	1	3,200	1	3,200	1	3,200
Assistant engineer.....	1	2,800	1	2,800	1	2,800
Grade 1. Junior librarian.....	1	2,400	1	2,400	1	2,400
Subprofessional service:						
Grade 6. Senior engineering draftsman.....	1	2,600	1	2,600	1	2,600
Grade 2. Minor library assistant.....	1	1,320	1	1,320	1	1,320
Total permanent, departmental.....	839	2,417,100	839	2,417,100	868	2,483,840
Deduct lapses and administrative furloughs.....				18,400		128,501
Net permanent, departmental.....		2,417,100		2,398,700		2,355,339
Temporary employees, departmental.....				4 18,400		
All personal services, departmental.....		2,417,100		2,417,100		2,355,339
PERSONAL SERVICES, FIELD						
Clerical, administrative, and fiscal service:						
Grade 12. Special agent.....	7	4,629	7	4,629	7	4,629
Grade 11. Special agent.....	3	3,800	3	3,800	3	3,800
Service agent.....	16	4,600	16	4,600	16	4,600
Grade 9. Special agent.....	2	3,300	2	3,300	2	3,300
Grade 5. Senior clerk.....	1	2,000	1	2,000	1	2,000
Grade 3. Senior clerk (stenographer).....	2	1,620	2	1,620	2	1,620
Total permanent, field.....	31	129,240	31	129,240	31	129,240
Deduct lapses and administrative furloughs.....						4,185
Net permanent, field.....		129,240		129,240		125,055
Total, departmental and field.....		2,546,340		2,546,340		2,480,394
Deduct legislative reductions.....		274,434		400,651		295,550
01 Personal services (net).....		2,271,906		2,145,689		2,184,844
OTHER OBLIGATIONS						
02 Supplies and materials.....		33,380		33,380		6,884
05 Communication service.....		6,979		6,979		5,794
Travel expenses:						
06 Except 0630 and 0640 Transportation of persons.....		52,153		52,153		15,492
0630 and 0640 Per diem and subsistence of persons.....		65,001		65,001		30,493
06 Total travel expenses.....		117,154		117,154		45,985

Interstate Commerce Commission—Continued.

By objects	Obligations					
	Estimate, 1935		Estimate, 1934		Actual, 1933	
OTHER OBLIGATIONS—continued						
07 Transportation of things (service).....		\$1,589		\$1,589		\$1,094
08 Stenographic, typewriting, and photographic work.....		75,000		75,000		69,195
10 Light, power, water, and electricity.....		45		45		14
11 Rents.....		7,268		7,268		7,038
12 Repairs and alterations.....		1,084		1,084		549
13 Special and miscellaneous current expenses.....		439		439		356
30 Equipment.....		11,012		11,013		2,758
Total other obligations.....		254,310		254,311		139,657
Grand total obligations.....		2,800,650		2,400,000		2,324,501
Received by transfer from "Printing and binding".....						-21,000
Net total obligations.....		2,526,216		2,400,000		2,303,501
Estimated savings and unobligated balances.....						296,499
Total estimate or appropriation.....		2,526,216		2,400,000		2,600,000
BY ACTIVITIES OR PROJECTS						
Commissioners and their offices.....		187,228		177,601		185,244
Secretary and his office.....		27,396		25,212		26,066
Total administration.....		214,624		202,813		211,310
General purposes.....		15,000		15,000		12,884
Sections of mails and files, dockets, stenography, supplies and publications, disbursements and appointments.....		311,724		294,373		302,908
Official reporting.....		75,000		75,000		69,195
Formal docket.....		626,228		655,080		565,278
Informal docket.....		91,198		85,200		87,616
Investigating violations of the Interstate Commerce Act.....		126,303		120,042		111,408
Bureau of statistics.....		216,100		204,016		210,064
Legal division.....		76,032		71,703		73,099
Bureau of traffic.....		372,347		345,572		355,186
Bureau of service.....		151,432		141,734		131,000
Bureau of finance.....		200,228		189,467		194,553
Total.....		2,526,216		2,400,000		2,324,501

Regulating accounts: To enable the Interstate Commerce Commission to enforce compliance with section 20 and other sections of the [Act to regulate commerce] *Interstate Commerce Act* as amended by the Act approved June 29, 1906 (U.S.C., title 49, sec. 20), and as amended by the Transportation Act, 1920 (U.S.C., title 49, sec. 20), including the employment of necessary special accounting agents or examiners, and traveling expenses [\$750,000] \$778,888, of which amount not to exceed [\$172,000] \$135,000 may be expended for personal services in the District of Columbia: *Provided*, That for the portion of the fiscal year 1933 remaining after the date of enactment of this Act the amount which may be expended for personal services in the District of Columbia from the 1933 appropriation for the purposes included in this paragraph shall be at the annual rate of \$175,000 (U.S.C., title 49, sec. 20; act June 16, 1933, 48 Stat., pp. 292-293).

Est. 1935, \$778,888.

App. 1934, \$750,000

By objects	Obligations					
	Estimate, 1935		Estimate, 1934		Actual, 1933	
PERSONAL SERVICES, DEPARTMENTAL	Posi-	Av.	Posi-	Av.	Posi-	Av.
Clerical, administrative, and fiscal service:	tions	salary	tions	salary	tions	salary
Grade 15. Executive accountant and auditor (director of bureau).....	1	\$9,000	1	\$9,000	1	\$9,000
Grade 14. Chief accountant and auditor:						
Assistant director of bureau.....	3	6,500	3	6,500	3	6,500
Chief of section.....	1	6,500	1	6,500	1	6,500
Field supervisor of accounts.....	1	6,500	1	6,500	1	6,500
Grade 13. Chief accountant and auditor.....	6	5,600	6	5,600	2	5,600
Grade 12. Assistant chief accountant and auditor (examiner).....	8	4,900	8	4,900	4	4,900
Grade 11. Accountant and auditor (examiner).....			2	4,100		
Grade 10. Senior accountant and auditor (examiner).....			1	4,100		
Grade 9. Accountant and auditor (examiner).....	1	3,700	3	3,500	2	3,600
Grade 8. Associate accountant and auditor (examiner).....			1	3,200		
Grade 6. Principal clerk.....	2	2,500	2	2,500	2	2,500
Grade 5. Senior clerk.....	1	2,000	1	2,000	2	2,050
Grade 4. Principal stenographer.....	1	1,920	1	1,920	1	1,920
Grade 3. Senior stenographer.....	4	1,710	4	1,710	3	1,660
Grade 2. Junior clerk.....	3	1,460	2	1,440	2	1,440
Senior typist.....	1	1,680	2	1,590	1	1,500

Regulating accounts—Continued.

By objects	Obligations					
	Estimate, 1935		Estimate, 1934		Actual, 1933	
	Posi- tions	Av. salary	Posi- tions	Av. salary	Posi- tions	Av. salary
PERSONAL SERVICES, DEPARTMENTAL—con.						
Custodial service:						
Grade 2. Junior messenger.....	1	\$1,080	1	\$1,080	1	\$1,080
Total permanent, departmental.....	33	138,900	40	163,200	26	100,960
Deduct lapses and administrative furloughs.....		1,000		23,559		28,375
Net permanent, departmental.....		137,900		139,641		72,585
PERSONAL SERVICES, FIELD						
Clerical, administrative, and fiscal service:						
Grade 13. Chief accountant and auditor.....					4	5,600
Grade 12. Assistant chief accountant and auditor.....	16	4,962	16	4,962	22	4,927
Grade 11. Principal accountant and auditor.....	7	4,086	5	4,080	8	4,050
Grade 10. Senior accountant and auditor.....	20	3,745	19	3,726	24	3,725
Grade 9. Accountant and auditor.....	22	3,391	20	3,390	29	3,348
Grade 8. Associate accountant and auditor.....	36	3,108	36	3,097	64	3,059
Grade 7. Assistant accountant and auditor.....	24	2,767	44	2,750	68	2,722
Grade 6. Principal accounting and auditing assistant.....	16	2,513	22	2,528	42	2,474
Grade 5. Senior clerk.....	6	2,213	4	2,322	7	2,357
Grade 4. Principal stenographer.....	1	2,100	1	2,100	1	2,000
Grade 3. Senior stenographer.....	9	1,740	10	1,764	12	1,775
Grade 2. Junior stenographer.....	10	1,524	10	1,524	14	1,526
Grade 1. Underclerk.....	8	1,267	8	1,267	8	1,267
Total permanent, field.....	175	532,420	195	580,920	303	905,800
Deduct lapses and administrative furloughs.....		4,198		83,865		264,252
Net permanent, field.....		528,222		497,055		641,548
Total, departmental and field.....		666,122		636,696		714,133
Deduct legislative reductions.....		66,612		95,504		81,058
01 Personal services (net).....		599,510		541,192		633,075
OTHER OBLIGATIONS						
02 Supplies and materials.....		3,000		3,000		1,432
05 Communication service.....		2,000		2,000		1,642
Travel expenses:						
06 except 0630 and 0640. Transportation of persons.....		9,140		18,570		15,872
0630 and 0640. Per diem and subsistence of persons.....		150,000		170,000		38,418
06 Total travel expenses.....		159,140		188,570		54,290
07 Transportation of things (service).....		1,408		1,408		1,230
10 Light, power, water, and electricity.....		200		200		49
11 Rents.....		10,180		10,180		11,790
12 Repairs and alterations.....		200		200		61
13 Special and miscellaneous current expenses.....		250		250		99
30 Equipment.....		3,000		3,000		115
Total other obligations.....		179,378		208,808		70,708
Grand total obligations.....		778,888		750,000		703,783
Received by transfer from Bureau of Valuation.....						—102,000
Net total obligations.....		778,888		750,000		601,783
Estimated savings and unobligated balances.....						81,777
Total estimate or appropriation.....		778,888		750,000		683,560
BY ACTIVITIES OR PROJECTS						
Administration.....		28,998		27,750		26,257
Special investigations for House Interstate Commerce Committee.....		15,669		15,000		2,275
Special investigations for United States Treasury Department.....						6,904
Special investigations for Commission, exclusive of regular work under sections 20 and 15-a.....		43,104		41,250		37,643
Duties under section 20 i.e., General investigations of carriers' accounts, revision of accounting classifications, etc.....		573,564		553,500		41,628
Recapture investigations under section 15-a.....		117,553		112,500		589,076
Special investigations.....						
Total.....		778,888		750,000		703,783

Safety of employees: To enable the Interstate Commerce Commission to keep informed regarding and to enforce compliance with Acts to promote the safety of employees and travelers upon railroads; the Act requiring common carriers to make reports of accidents and authorizing investigations thereof; and to enable the Interstate Commerce Commission to investigate and test appliances intended to promote the safety of railway operation,

as authorized by the joint resolution approved June 30, 1906 (U.S.C., title 45, sec. 35), and the provision of the Sundry Civil Act approved May 27, 1908 (U.S.C., title 45, secs. 36, 37), to investigate, test experimentally, and report on the use and need of any appliances or systems intended to promote the safety of railway operation, inspectors, and for traveling expenses \$445,000 \$461,970, of which amount not to exceed \$78,000 \$81,000 may be expended for personal services in the District of Columbia (U.S.C., title 45, secs. 1-16, 35-43, 61-64; act June 16, 1933, 48 Stat. p. 298).

Est. 1935, \$461,970

App. 1934, \$445,000

By objects	Obligations					
	Estimate, 1935		Estimate, 1934		Actual, 1933	
	Posi- tions	Av. salary	Posi- tions	Av. salary	Posi- tions	Av. salary
PERSONAL SERVICES, DEPARTMENTAL						
Professional service:						
Grade 5. Attorney.....	3	\$4,934	3	\$4,934	3	\$4,934
Grade 4. Engineer.....	1	3,800	1	3,800	1	3,800
Grade 2. Assistant attorney.....	1	3,000	1	3,000	1	3,000
Clerical, administrative, and fiscal service:						
Grade 14. Executive officer (director of bureau).....	1	7,500	1	7,500	1	7,500
Grade 13. Senior administrative officer (assistant chief inspector).....	2	6,000	2	6,000	2	6,000
Grade 12. Administrative officer (chief of section).....	2	4,800	2	4,800	2	4,800
Grade 11. Principal administrative officer (chief of section).....	1	4,000	1	4,000	1	4,000
Grade 6. Senior clerk.....	2	2,550	2	2,550	2	2,550
Grade 5. Senior clerk.....	2	2,250	2	2,250	2	2,250
Grade 4. Clerk stenographer.....	1	2,100	1	2,100	1	2,100
Clerk.....	3	1,960	3	1,960	3	1,960
Grade 3. Senior stenographer.....	1	1,860	1	1,860	1	1,860
Assistant clerk.....	4	1,650	4	1,650	4	1,680
Grade 2. Senior typist.....	1	1,500	1	1,500	1	1,500
Junior clerk.....	1	1,680	1	1,680	1	1,680
Custodial service:						
Grade 2. Assistant messenger.....	1	1,080	1	1,080	1	1,080
Total permanent, departmental.....	27	85,000	27	85,000	27	85,120
Deduct lapses and administrative furloughs.....		200				2,562
Net permanent, departmental.....		84,800		85,000		82,558
PERSONAL SERVICES, FIELD						
Inspectors at \$4,000.....	69	276,000	67	268,000	69	276,000
Deduct lapses and administrative furloughs.....		1,000				842
Net permanent, field.....		275,000		268,000		275,158
Total, departmental and field.....		359,800		353,000		357,716
Deduct legislative reductions.....		35,980		52,950		46,663
01 Personal services (net).....		323,820		300,050		311,063
OTHER OBLIGATIONS						
02 Supplies and materials.....		1,600		1,600		611
05 Communication service.....		1,000		1,000		366
Travel expenses:						
06 except 0630 and 0640 Transportation of persons.....		49,200		51,300		37,854
0630 and 0640 Per diem and subsistence of persons.....		84,000		88,700		77,297
06 Total travel expenses.....		133,200		140,000		115,151
07 Transportation of things (service).....		150		150		7
08 Stenographic, typewriting, and photographic service.....		1,200		1,200		160
11 Rents.....						1
12 Repairs and alterations.....		200		200		58
13 Special and miscellaneous current expenses.....		100		100		19
30 Equipment.....		700		700		94
Total other obligations.....		138,150		144,950		116,467
Grand total, obligations.....		461,970		445,000		427,530
Transferred to "Locomotive inspection".....						+24,000
Net total obligations.....		461,970		445,000		451,530
Estimated savings and unobligated balances.....						48,470
Total estimate or appropriation.....		461,970		445,000		500,000
BY ACTIVITIES OR PROJECTS						
Administration.....		17,550		16,575		17,500
General office.....		14,238		13,447		12,851
Legal section.....		16,020		15,130		15,974
Safety appliance inspections (section of).....		325,874		315,890		296,679
Hours of service inspections (section of).....		76,840		73,146		73,111
Accident investigations (section of).....		11,448		10,812		11,415
Total.....		461,970		445,000		427,530

Signal safety systems: For all authorized expenditures under section 26 of the [Act to regulate commerce] *Interstate Commerce Act* as amended by the Transportation Act, 1920 (U.S.C., title 49, sec. 26), with respect to the provision thereof under which carriers by railroad subject to the Act may be required to install automatic train-stop or train-control devices which comply with specifications and requirements prescribed by the commission, including investigations and tests pertaining to block-signal and train-control systems, as authorized by the joint resolution approved June 30, 1906 (U.S.C., title 45, sec. 35), and including the employment of the necessary engineers, and for traveling expenses [\$35,000] \$36,590, of which amount not to exceed [\$27,500] \$31,500 may be expended for personal services in the District of Columbia (U.S.C., title 45, sec. 35, title 49, sec. 26; act June 16, 1933, 48 Stat., p. 293).

Est. 1935, \$36,590

App. 1934, \$35,000

By objects	Obligations					
	Estimate, 1935		Estimate, 1934		Actual, 1933	
	Posi- tions	Av. salary	Posi- tions	Av. salary	Posi- tions	Av. salary
PERSONAL SERVICES, DEPARTMENTAL						
Professional service:						
Grade 5. Engineer.....	1	\$4,800	1	\$4,800	1	\$4,800
Grade 4. Principal engineer.....	6	4,033	6	4,033	6	4,033
Clerical, administrative, and fiscal service:						
Grade 3. Senior stenographer.....	1	1,920	1	1,920	1	1,920
Assistant clerk.....	1	1,680	1	1,680	1	1,680
Total permanent, departmental.....	9	32,600	9	32,600	9	32,600
Deduct lapses and administrative furloughs.....				247		
Net permanent departmental.....		32,600		32,353		32,600
Deduct legislative reductions.....		3,260		4,853		3,261
01 Personal services (net).....		29,340		27,500		29,339
OTHER OBLIGATIONS						
02 Supplies and materials.....		325		325		
05 Communication service.....		50		50		12
Travel expenses:						
06 except 0630 and 0640 Transportation of persons.....		3,505		3,585		3,410
0630 and 0640 Per diem and subsistence of persons.....		2,495		2,665		2,724
06 Total travel expenses.....		6,000		6,250		6,134
07 Transportation of things (service).....		25		25		
08 Stenographic, typewriting, and photographic service.....		100		100		6
12 Repairs and alterations.....		150		150		
13 Special and miscellaneous current expenses.....		100		100		
30 Equipment.....		500		500		10
Total other obligations.....		7,250		7,500		6,162
Grand total obligations.....		36,590		35,000		35,501
Estimated savings and unobligated balances.....						4,499
Total estimate or appropriation.....		36,590		35,000		40,000
BY ACTIVITIES OR PROJECTS						
Administrative.....		6,840		6,400		6,840
Inspections of signal systems.....		29,750		28,600		28,661
Total.....		36,590		35,000		35,501

Locomotive inspection: For all authorized expenditures under the provisions of the Act of February 17, 1911, entitled "An Act to promote the safety of employees and travelers upon railroads by compelling common carriers engaged in interstate commerce to equip their locomotives with safe and suitable boilers and appurtenances thereto" (U.S.C., title 45, sec. 22), as amended by the Act of March 4, 1915, extending "the same powers and duties with respect to all parts and appurtenances of the locomotives and tender" (U.S.C., title 45, sec. 30), and amendment of June 7, 1924 (U.S.C., title 45, sec. 27), providing for the appointment from time to time by the Interstate Commerce Commission of not more than fifteen inspectors in addition to the number authorized in the first paragraph of section 4 of the Act of 1911 (U.S.C., title 45, sec. 26), and the amendment of June 27, 1930 (U.S.C., Supp. VI, title 45, secs. 24, 26), including such legal, technical, stenographic, and clerical help as the business of the offices of the chief inspector and his two assistants may require and for traveling expenses, [\$435,000] \$449,606, of which amount not to exceed [\$360,000] \$367,500 may be expended for personal services in the District of Columbia (U.S.C., title 45, secs. 22-34; U.S.C., Supp. VI, title 45, secs. 24, 26; act June 16, 1933, 48 Stat., p. 293).

Est. 1935, \$449,606

App. 1934, \$435,000

Locomotive inspection—Continued.

By objects	Obligations					
	Estimate, 1935		Estimate, 1934		Actual, 1933	
	Posi- tions	Av. salary	Posi- tions	Av. salary	Posi- tions	Av. salary
PERSONAL SERVICES, DEPARTMENTAL						
Professional service:						
Grade 5. Engineer.....	1	\$5,200	1	\$5,200	1	\$5,200
Grade 3. Associate engineer.....	1	3,700	1	3,700	1	3,700
Grade 2. Assistant engineer.....	1	3,100	1	3,100	1	3,100
Clerical, administrative, and fiscal service:						
Grade 14. Executive officer (chief inspector).....	1	7,500	1	7,500	1	7,500
Grade 13. Senior administrative officer (assistant chief inspector).....	2	6,000	2	6,000	2	6,000
Grade 7. Junior administrative assistant (chief clerk).....	1	3,200	1	3,200	1	3,200
Grade 5. Senior clerk.....	3	2,300	3	2,300	3	2,300
Grade 4. Clerk.....	2	1,950	2	1,950	2	1,950
Grade 3. Assistant clerk.....	5	1,764	5	1,764	5	1,764
Senior stenographer.....	1	1,920	1	1,920	1	1,920
Grade 2. Junior clerk.....	6	1,600	5	1,500	5	1,500
Grade 1. Underclerk.....	1	1,260	1	1,260	1	1,260
Custodial service:						
Grade 2. Assistant messenger.....	3	1,140	3	1,080	3	1,080
Total permanent, departmental.....	28	70,520	27	68,300	27	68,300
Deduct lapses and administrative furloughs.....		133				1,444
Net permanent, departmental.....		70,387		68,300		66,856
PERSONAL SERVICES, FIELD						
District inspectors (statutory).....	65	260,000	62	248,000	64	256,000
Deduct lapses and administrative furloughs.....		2,000				13,430
Net permanent, field.....		258,000		248,000		242,570
Total, departmental and field.....		328,387		316,300		309,426
Deduct legislative reductions.....		32,839		47,445		32,459
Total cash paid salaries and wages.....		295,548		268,855		276,967
0140 Allowances.....		36,000		36,000		20,999
01 Personal services (net).....		331,548		304,855		306,966
OTHER OBLIGATIONS						
02 Supplies and materials.....		725		725		310
05 Communication service.....		555		555		113
Travel expenses:						
06 except 0630 and 0640 Transportation of persons.....		42,433		40,847		25,718
0630 and 0640 Per diem and subsistence of persons.....		72,917		86,590		56,793
06 Total travel expenses.....		115,350		127,437		82,511
07 Transportation of things (service).....		5		5		42
08 Stenographic, typewriting, and photographic work.....		350		350		23
12 Repairs and alterations.....		25		25		21
13 Special and miscellaneous current expenses.....		10		10		
30 Equipment.....		1,038		1,038		10
Total other obligations.....		118,058		130,145		83,030
Grand total obligations.....		449,606		435,000		389,996
Received by transfer from Bureau of Safety.....						-24,000
Net total obligations.....		449,606		435,000		365,996
Estimated savings and unobligated balances.....						34,004
Total estimate or appropriation.....		449,606		435,000		400,000
BY ACTIVITIES OR PROJECTS						
Administration.....		17,550		16,575		17,454
General office expenses.....		45,918		41,480		42,388
Allowances for rents, clerical help, etc.....		36,000		36,000		29,999
Field inspections.....		350,138		340,945		300,155
Total.....		449,606		435,000		389,996

Valuation of property of carriers: To enable the Interstate Commerce Commission to carry out the objects of the Act entitled "An Act to amend an Act entitled 'An Act to regulate commerce' approved February 4, 1887, and all Acts amendatory thereof ["]", by providing for a valuation of the several classes of property of carriers subject thereto and securing information concerning their stocks, bonds, and other securities," approved March 1, 1913 as amended by the Act of June 7, 1922 (U.S.C., title 49, sec. 19a), and by the "Emergency Railroad Transportation Act, 1933" (48 Stat., p. 221), including one director of valuation at \$10,000 per annum, [one supervisor of land appraisals, one supervising engineer, one supervisor of accounts, and one principal valuation examiner, at \$9,000 each per annum,] and traveling expenses, [\$1,000,000] \$1,052,700 [": Provided, That this appropriation shall not be available

for rent of buildings in the District of Columbia if suitable space is provided by the Public Buildings Commission] (U.S.C., title 49, sec. 19a; act June 16, 1933, 48 Stat., pp. 221, 293-294).

Est. 1935, \$1,052,700

App. 1934, \$1,000,000

By objects	Obligations					
	Estimate, 1935		Estimate, 1934		Actual, 1933	
	Posi- tions	Av. salary	Posi- tions	Av. salary	Posi- tions	Av. salary
PERSONAL SERVICES, DEPARTMENTAL						
Professional service:						
Grade 8. Special scientist.....					2	\$9,000
Special attorney (solicitor).....					1	9,000
Special examiner (chief exam- iner).....					1	9,000
Grade 7. Head valuation examiner.....	1	\$7,500	1	\$7,500		
Head attorney (assistant solic- itor).....					1	7,000
Head valuation attorney.....	1	7,000	1	7,000		
Head engineer (assistant super- vising engineer).....					1	6,500
Head valuation engineer.....	1	7,500	1	7,500		
Head scientist.....					1	6,500
Head land appraiser.....	1	7,500	1	7,500		
Head examiner (assistant chief examiner).....					1	6,500
Grade 6. Principal attorney.....					9	5,822
Principal engineer (assistant head valuation engineer).....	1	6,400	1	6,400		
Principal engineer.....					9	5,778
Principal land appraiser (assist- ant head land appraiser).....	1	6,400	1	6,400		
Principal examiner.....					15	5,947
Grade 5. Senior attorney.....	3	4,933	4	4,850	2	4,700
Senior engineer.....	17	5,035	17	5,035	23	4,826
Senior examiner.....	6	5,167	7	5,086	5	4,760
Senior land appraiser.....	1	4,600	1	4,600	1	4,600
Grade 4. Attorney.....	1	3,800	1	3,800	5	3,840
Engineer.....	13	3,892	13	3,892	20	3,870
Examiner.....					5	3,840
Land appraiser.....	1	3,800	1	3,800	2	3,800
Grade 3. Associate attorney.....	1	3,200	1	3,200	7	3,229
Associate engineer.....	14	3,443	16	3,450	54	3,393
Associate examiner.....	1	3,300	1	3,300	6	3,233
Associate land appraiser.....					2	3,300
Grade 2. Assistant attorney.....					2	2,600
Assistant engineer.....	17	2,806	17	2,812	75	2,679
Assistant land appraiser.....			3	2,800	2	2,850
Grade 1. Junior engineer.....	24	2,158	31	2,129	74	2,020
Junior examiner.....					1	2,100
Junior land appraiser.....					1	2,000
Subprofessional service:						
Grade 8. Chief engineering aide.....					6	2,617
Grade 6. Senior engineering aide.....	3	2,233	3	2,233	4	2,275
Senior clerk.....					2	2,150
Senior engineering draftsman.....					2	2,150
Grade 5. Engineering aide.....					49	1,813
Appraiser, machine tool aide.....			1	1,800	1	1,800
Clerical, administrative, and fiscal service:						
Grade 16. Special executive officer (direc- tor).....	1	10,000	1	10,000	1	10,000
Grade 15. Special executive officer (super- visor of accounts).....					1	9,000
Grade 14. Head auditor property changes. Executive officer (assistant su- pervisor of accounts).....	1	6,500	1	6,500		
Grade 13. Chief accountant and auditor.....					2	6,500
Grade 12. Head accountant and auditor.....	5	5,240	5	5,240	4	5,800
Head administrative officer.....	1	5,000	1	5,000	1	5,000
Grade 11. Principal accountant and auditor.....	5	4,200	5	4,200	5	3,920
Senior administrator (assistant to director).....	1	3,800	1	3,800	1	3,800
Grade 10. Senior auditor property changes.....	1	3,800	1	3,800		
Senior accountant and auditor.....	3	3,567	4	3,575		
Grade 9. Accountant and auditor.....	3	3,400	3	3,400	9	3,333
Senior administrative assistant.....	2	3,350	2	3,350	4	3,475
Grade 8. Associate accountant and audi- tor.....	6	3,017	6	3,017	8	3,025
Grade 7. Assistant accountant and audi- tor.....	8	2,725	10	2,750	13	2,700
Administrative assistant.....	2	3,000	2	3,000	2	3,000
Grade 6. Principal accounting and audit- ing assistant (accountant).....	2	2,450	4	2,450	2	2,600
Senior clerk.....	1	2,400	1	2,400	2	2,333
Grade 5. Senior clerk.....	8	2,137	9	2,133	17	2,171
Printer.....					1	2,200
Grade 4. Clerk-stenographer.....	4	1,950	4	1,950	6	1,880
Clerk.....	4	2,010	4	2,010	12	1,920
Clerk, office devices.....					2	1,980
Grade 3. Assistant clerk.....	8	1,762	8	1,762	21	1,716
Assistant clerk-stenographer.....	8	1,807	8	1,807	10	1,638
Senior stenographer.....					3	1,880
Assistant clerk, office devices.....	9	1,807	14	1,775	27	1,671
Grade 2. Junior stenographer.....	2	1,650	2	1,650	9	1,453
Junior clerk, office devices.....	3	1,580	3	1,580	7	1,517
Junior clerk.....	5	1,608	5	1,608	5	1,452
Senior typist.....	9	1,720	12	1,659	37	1,555
Grade 1. Underclerk.....					3	1,260
Custodial service:						
Grade 2. Assistant messenger.....	6	1,130	6	1,130	8	1,118
Junior laborer.....	2	1,200	2	1,200	2	1,200
Grade 1. Junior messenger.....	2	600	2	600	4	600
Total permanent, departmental.....	220	674,181	249	744,340	627	1,767,640
Deduct lapses and administrative furloughs.....				67,959		145,695
Net permanent, departmental.....		674,181		676,381		1,621,945

Valuation of property of carriers—Continued.

By objects	Obligations					
	Estimate, 1935		Estimate, 1934		Actual, 1933	
	Posi- tions	Av. salary	Posi- tions	Av. salary	Posi- tions	Av. salary
PERSONAL SERVICES, FIELD						
Professional service:						
Grade 5. Senior engineer.....	2	\$4,700	2	\$4,700	3	\$4,733
Senior land appraiser (travel- ing field instructor).....					1	5,400
Grade 4. Senior land appraiser.....	6	5,000	5	4,920	9	4,822
Engineer.....	2	4,100	2	4,100	2	4,100
Land appraiser.....	18	4,122	18	4,122	37	4,070
Grade 3. Associate engineer.....	10	3,561	11	3,555	14	3,500
Associate land appraiser.....	9	3,311	9	3,278	30	3,270
Grade 2. Assistant engineer.....	11	3,019	14	2,964	53	2,823
Assistant land appraiser.....	11	2,700	16	2,671	33	2,654
Grade 1. Junior engineer.....	1	2,000	1	2,000		
Junior land appraiser.....	1	2,400	1	2,400		
Subprofessional service:						
Grade 6. Junior engineer.....					2	2,150
Senior land appraisal aid.....	5	2,020	5	2,020	14	2,036
Clerical, administrative, and fiscal service:						
Grade 9. Accountant and auditor.....	10	3,580	10	3,580	16	3,525
Grade 8. Associate accountant and audi- tor.....	6	3,067	8	3,050	6	3,033
Grade 7. Assistant accountant and audi- tor.....	9	2,867	14	2,785	53	2,755
Grade 6. Principal accounting and audi- ting assistant.....	1	2,600	1	2,600	16	2,500
Grade 4. Senior clerk.....	1	1,800	1	1,800	2	1,890
Senior clerk-stenographer.....					1	1,920
Grade 3. Assistant clerk.....	2	1,800	2	1,800		
Assistant clerk-stenographer.....	2	1,620	2	1,620	7	1,620
Grade 2. Junior clerk.....					3	1,500
Junior clerk-stenographer.....	6	1,450	6	1,450	13	1,440
Junior clerk-typist.....			1	1,500		
Grade 1. Underclerk-typist.....	1	1,260	1	1,260	1	1,260
Underclerk-stenographer.....					1	1,320
Total permanent, field.....	114	365,819	131	411,000	317	942,340
Deduct lapses and administrative furloughs.....				42,675		74,892
Net permanent, field.....		365,819		368,325		867,448
Total, departmental and field.....		1,040,000		1,044,706		2,489,393
Deduct legislative reductions.....		104,000		156,706		282,490
01 Personal services (net).....		936,000		888,000		2,206,903
OTHER OBLIGATIONS						
02 Supplies and materials.....		6,500		4,500		4,834
05 Communication service.....		2,800		2,800		3,236
Travel expenses:						
06 except 0630 and 0640 Transportation of persons.....		32,000		31,500		34,367
0630 and 0640 Per diem and subsist- ence of persons.....		68,700		66,500		100,388
06 Total travel expenses.....		100,700		98,000		134,755
07 Transportation of things (service).....		1,000		1,000		2,006
08 Stenographic, typewriting, and photo- graphic work.....		1,000		1,000		1,370
10 Light, power, water, and electricity.....		3,200		3,200		9,185
11 Rents.....		500		500		211
12 Repairs and alterations.....		1,000		1,000		522
13 Special and miscellaneous current ex- penses.....						54
30 Equipment.....						
Total other obligations.....		116,700		112,000		156,235
Grand total obligations.....		1,052,700		1,000,000		2,363,138
Transferred to Bureau of Accounts.....						+102,000
Net total obligations.....		1,052,700		1,000,000		2,465,138
Estimated savings and unobligated bal- ances.....						284,862
Total estimate or appropriation.....		1,052,700		1,000,000		2,750,000
BY ACTIVITIES OR PROJECTS						
Administration.....		11,222		10,659		6,886
General office expenses.....		31,280		29,716		52,310
Engineering section.....		283,519		259,543		709,232
Accounting section.....		350,906		338,906		707,702
Land appraisal section.....		302,854		281,901		631,636
Legal section.....		29,276		27,812		105,252
Examining section.....		43,645		41,463		150,120
Total.....		1,052,700		1,000,000		2,363,138

Total, salaries and expenses, Interstate Commerce Com-
mission:

Estimate 1935, \$5,305,970

Appropriated 1934, \$5,065,000

Printing and Binding, Interstate Commerce Commission—

For all printing and binding for the Interstate Commerce Com-
mission, including reports in all cases proposing general changes in
transportation rates and not to exceed \$10,000 to print and furnish

to the States at cost report form blanks, and the receipts from such reports and blanks shall be credited to this appropriation, \$125,000: *Provided*, That no part of this sum shall be expended for printing the Schedule of Sailings required by section 25 of the Interstate Commerce Act (*U.S.C. title 31, sec. 588; title 49, secs. 21-25; act June 16, 1933, 48 Stat., p. 294*).

Estimate 1935, \$125,000

Appropriated 1934, \$125,000

By objects	Obligations		
	Estimate, 1935	Estimate, 1934	Actual, 1933
0211 Printed forms and letterheads.....	\$11, 580	\$8, 100	\$6, 774
0800 Decisions.....	66, 000	66, 000	93, 680
Statistical information.....	25, 360	25, 360	24, 250
Annual reports.....	3, 260	3, 260	3, 465
Miscellaneous.....	18, 800	22, 280	16, 329
Total obligations.....	125, 000	125, 000	144, 498
Transferred to "General administrative expenses".....			+21, 000
Net total obligations.....	125, 000	125, 000	165, 498
Estimated savings and unobligated balances.....			9, 502
Total estimate or appropriation.....	125, 000	125, 000	175, 000

Not to exceed \$2,500 of the appropriations herein made for the Interstate Commerce Commission shall be available for expenses, except membership fees, for attendance at meetings concerned with the work of the Commission (*act June 16, 1933, 48 Stat., p. 294*).

Total, Interstate Commerce Commission [\$5,190,000], \$5,480,970.

Annual appropriations, general fund:

Estimate 1935, \$5,430,970

Appropriated 1934, \$5,190,000

[Special fund:]

[General Railroad Contingent Fund—]

[Indefinite appropriation of amounts deposited in the Treasury under the provisions of the Interstate Commerce Act, as amended by section 422 of the Transportation Act, 1920 (*U.S.C., title 49, sec. 15a (6)*), representing one half of the net railway operating income of any carrier in excess of 6 per centum of the value of the railway property held for and used by said carrier in the service of transportation (*U.S.C., title 49, sec. 15a (6)*).]

Appropriated 1934, \$500,000

NOTE.—Discontinued by the act of June 16, 1933 (48 Stat., p. 220, sec. 206).

50 Obligations—1933, \$751,196.

Total, Interstate Commerce Commission, general and special funds:

Estimate 1935, \$5,430,970

Appropriated 1934, \$5,690,000

MOUNT RUSHMORE NATIONAL MEMORIAL COMMISSION

NOTE.—The expenditures by the Federal Government for the purposes of the Mount Rushmore National Memorial Commission are administered by the Department of the Interior beginning August 10, 1933, under the provisions of section 2 of Executive Order No. 6166, dated June 10, 1933. (See p. 259.)

NATIONAL ADVISORY COMMITTEE FOR AERONAUTICS

Advisory Committee for Aeronautics—

For scientific research, technical investigations, and special reports in the field of aeronautics, including the necessary laboratory and technical assistants; contracts for personal services in the making of special investigations and in the preparation of special reports; traveling expenses of members and employees; including not to exceed \$500 for expenses, except membership fees, of attendance upon meetings of technical and professional societies; office supplies and other miscellaneous expenses, including technical periodicals and books of reference; equipment, maintenance, and operation of the Langley Memorial Aeronautical Laboratory; purchase, maintenance, operation, and exchange of motor-propelled passenger-carrying vehicles, including not more than one for general administrative use in the District of Columbia; personal services in the field and the District of Columbia; in all, [\$676,000] \$707,792, of

which amount not to exceed \$2,000 may be expended for allowances for living quarters, including heat, fuel, and light, as authorized by the Act approved June 26, 1930 (46 Stat. 818), but not to exceed \$720 may be so used for any one person and not to exceed \$84,600 for personal services in the District of Columbia (*U.S.C., title 50, sec. 151; U.S.C., Supp. VI, title 50, sec. 151a; June 16, 1933, 48 Stat., p. 294*).

Estimate 1935, \$707,792

Appropriated 1934, \$676,000

By objects	Obligations					
	Estimate, 1935		Estimate, 1934		Actual, 1933	
PERSONAL SERVICES, DEPARTMENTAL	Posi- tions	Av. salary	Posi- tions	Av. salary	Posi- tions	Av. salary
Professional service:						
Grade 8. Director of aeronautical research.....	1	\$9, 000	1	\$9, 000	1	\$9, 000
Grade 4. Aeronautical engineer.....	1	4, 000	1	4, 000	1	4, 000
Grade 2. Assistant mechanical engineer.....	1	2, 700	1	2, 700	1	2, 700
Subprofessional service:						
Grade 8. Chief intelligence aid.....	1	3, 000	1	3, 000	1	3, 000
Chief mechanical draftsman.....	1	2, 900	1	2, 900	1	2, 900
Grade 7. Principal mechanical draftsman.....	3	2, 432	3	2, 432	3	2, 432
Grade 5. Mechanical draftsman.....	1	1, 800	1	1, 800	1	1, 800
Grade 4. Junior library assistant.....	1	1, 800	1	1, 800	1	1, 800
Grade 3. Under library assistant.....	3	1, 560	3	1, 560	3	1, 560
Clerical, administrative, and fiscal service:						
Grade 13. Secretary.....	1	6, 400	1	6, 400	1	6, 400
Grade 10. Assistant secretary.....	1	4, 000	1	4, 000	1	4, 000
Grade 7. Chief of accounts.....	1	3, 100	1	3, 100	1	3, 100
Assistant purchasing agent.....	1	2, 600	1	2, 600	1	2, 600
Grade 6. Private secretary.....	1	2, 800	1	2, 800	1	2, 800
Translator.....	2	2, 500	2	2, 500	2	2, 500
Grade 5. Principal clerk-stenographer.....	1	2, 300	1	2, 300	1	2, 300
Grade 4. Assistant printing clerk.....	1	2, 160	1	2, 160	1	2, 160
Principal stenographer.....	1	2, 040	1	2, 040	1	2, 040
Clerk.....	2	1, 830	2	1, 830	2	1, 830
Assistant intelligence clerk.....	1	1, 800	1	1, 800	1	1, 800
Grade 3. Clerk-stenographer.....	4	1, 800	4	1, 800	5	1, 764
Grade 2. Clerk-stenographer.....	4	1, 516	4	1, 516	5	1, 508
Operator (duplicating machine).....	1	1, 440	1	1, 440	1	1, 440
Grade 1. Underphotographer.....	1	1, 380	1	1, 380	2	1, 440
Underclerk.....	3	1, 380	3	1, 380	3	1, 380
Custodial service:						
Grade 2. Assistant messenger.....	2	1, 080	2	1, 080	2	1, 080
Total permanent, departmental.....	41	95, 420	41	95, 420	44	99, 976
Deduct lapses and administrative furloughs.....		4, 105		4, 105		876
Net permanent, departmental.....		91, 315		91, 315		99, 100
PERSONAL SERVICES, FIELD						
Professional service:						
Grade 7. Engineer in charge.....	1	7, 000	1	7, 000	1	7, 000
Technical assistant in Europe.....	1	7, 000	1	7, 000	1	7, 000
Grade 6. Principal aeronautical engineer.....	1	6, 400	1	6, 400	1	6, 400
Principal mechanical engineer.....	1	5, 600	1	5, 600	1	5, 600
Grade 5. Senior test pilot.....	1	5, 200	1	5, 200	1	5, 200
Senior aeronautical engineer.....	2	4, 600	2	4, 600	2	4, 600
Senior physicist.....	1	4, 600	1	4, 600	1	4, 600
Grade 4. Mechanical engineer.....	2	4, 000	2	4, 000	2	4, 000
Grade 3. Associate test pilot.....	1	3, 600	1	3, 600	1	3, 600
Associate aeronautical engineer.....	6	3, 534	6	3, 534	6	3, 534
Associate mechanical engineer.....	5	3, 400	5	3, 400	5	3, 400
Associate physicist.....	4	3, 300	4	3, 300	4	3, 300
Grade 2. Assistant physicist.....	1	3, 000	1	3, 000	1	3, 000
Assistant mechanical engineer.....	8	2, 737	8	2, 737	8	2, 737
Assistant aeronautical engineer.....	5	2, 620	5	2, 620	5	2, 620
Grade 1. Junior engineer.....	57	2, 144	57	2, 144	58	2, 145
Junior physicist.....	12	2, 100	12	2, 100	12	2, 100
Junior chemist.....	1	2, 300	1	2, 300	1	2, 300
Junior naval architect.....	1	2, 000	1	2, 000	1	2, 000
Subprofessional service:						
Grade 8. Chief machinist.....	1	3, 100	1	3, 100	1	3, 100
Chief carpenter.....	1	2, 800	1	2, 800	1	2, 800
Chief aeronautical mechanic.....	2	2, 750	2	2, 750	2	2, 750
Chief instrument maker.....	1	2, 700	1	2, 700	1	2, 700
Chief engineering aide.....	1	2, 700	1	2, 700	1	2, 700
Grade 7. Principal machinist.....	4	2, 575	4	2, 575	4	2, 575
Principal instrument maker.....	1	2, 600	1	2, 600	1	2, 600
Principal electrician.....	1	2, 600	1	2, 600	1	2, 600
Principal aeronautical mechanic.....	6	2, 517	6	2, 517	6	2, 517
Principal patternmaker.....	1	2, 500	1	2, 500	1	2, 500
Principal modelmaker.....	1	2, 500	1	2, 500	1	2, 500
Principal draftsman.....	2	2, 400	2	2, 400	2	2, 400
Grade 6. Senior aeronautical mechanic.....	1	2, 400	1	2, 400	1	2, 400
Senior instrument maker.....	5	2, 360	5	2, 360	5	2, 360
Senior carpenter.....	2	2, 300	2	2, 300	2	2, 300
Senior coppersmith.....	1	2, 200	1	2, 200	1	2, 200
Senior machinist.....	10	2, 160	10	2, 160	10	2, 160
Toolmaker.....	1	2, 000	1	2, 000	1	2, 000
Grade 5. Machinist.....	10	1, 932	10	1, 932	10	1, 932
Aeronautical mechanic.....	2	1, 890	2	1, 890	2	1, 890
Mechanical engineering draftsman.....	1	1, 800	1	1, 800	1	1, 800
Sheetmetal worker.....	1	1, 800	1	1, 800	1	1, 800
Electrician.....	1	1, 800	1	1, 800	1	1, 800
Grade 4. Assistant aeronautical mechanic.....	6	1, 860	6	1, 860	6	1, 860
Automobile mechanic.....	1	1, 800	1	1, 800	1	1, 800
Assistant scientific aid.....	5	1, 656	5	1, 656	5	1, 656
Assistant computer.....	1	1, 620	1	1, 620	1	1, 620
Welder.....	1	1, 620	1	1, 620	1	1, 620
Grade 3. Junior instrument maker.....	1	1, 800	1	1, 800	1	1, 800
Junior aeronautical mechanic.....	1	1, 800	1	1, 800	1	1, 800
Junior machinist.....	1	1, 620	1	1, 620	1	1, 620
Junior mechanical draftsman.....	1	1, 500	1	1, 500	1	1, 500
Junior scientific aid.....	8	1, 470	8	1, 470	9	1, 467

Advisory Committee for Aeronautics—Continued.

By objects	Obligations					
	Estimate, 1935		Estimate, 1934		Actual, 1933	
	Posi- tions	Av. salary	Posi- tions	Av. salary	Posi- tions	Av. salary
PERSONAL SERVICES, FIELD—continued						
Subprofessional service—Continued.						
Grade 2. Under laboratory mechanic	6	\$1,490	6	\$1,490	6	\$1,490
Under laboratory apprentice	1	1,260	1	1,260	1	1,260
Grade 1. Minor laboratory apprentice	15	1,112	15	1,112	16	1,110
Minor laboratory mechanic	3	1,080	3	1,080	3	1,080
Minor scientific helper	1	1,080	1	1,080	1	1,080
Clerical, administrative, and fiscal service:						
Grade 10. Chief clerk and property officer	1	3,800	1	3,800	1	3,800
Grade 6. Principal photographer	2	2,550	2	2,550	2	2,550
Toolroom attendant	1	2,500	1	2,500	1	2,500
Grade 5. Senior clerk-stenographer	1	2,200	1	2,200	1	2,200
Senior translator	1	2,160	1	2,160	1	2,160
Senior clerk	1	2,100	1	2,100	1	2,100
Grade 4. Clerk	1	1,980	1	1,980	1	1,980
Translator	1	1,800	1	1,800	1	1,800
Grade 3. Assistant clerk-stenographer	1	1,620	1	1,620	1	1,620
Grade 2. Junior clerk	5	1,524	5	1,524	5	1,524
Junior stenographer	4	1,470	4	1,470	1	1,470
Grade 1. Junior typist	4	1,260	4	1,260	4	1,260
Custodial service:						
Grade 6. Plumber	1	1,860	1	1,860	1	1,860
Grade 5. Assistant fire chief	1	1,620	1	1,620	1	1,620
Labor foreman	1	1,560	1	1,560	1	1,560
Painter	1	1,500	1	1,500	1	1,500
Grade 4. Fireman	2	1,440	2	1,440	2	1,440
General helper	1	1,440	1	1,440	1	1,440
Grade 2. Subordinate mechanic	2	1,080	2	1,080	2	1,080
Janitor	1	1,080	1	1,080	1	1,080
Assistant messenger	1	1,080	1	1,080	1	1,080
Laborer	11	1,080	11	1,080	11	1,080
Total permanent, field	263	567,790	263	567,790	268	571,345
Deduct lapses and administrative furloughs		23,682		23,682		3,315
Net permanent, field		544,108		544,108		568,030
Temporary employees, field						
All personal services, field		544,108		544,108		568,030
Total, departmental and field		635,423		635,423		667,130
Add cash allowance for quarters, heat, light, etc., incident to personal services (Foreign Service)		660		660		1,164
		636,083		636,083		668,294
Deduct legislative reductions		63,608		95,413		68,250
01 Personal services (net)		572,475		540,670		600,044
OTHER OBLIGATIONS						
02 Supplies and materials		28,400		28,400		38,309
05 Communication service		1,700		1,700		1,878
06 Travel expenses		9,000		9,000		10,256
07 Transportation of things		1,000		1,000		1,545
10 Furnishing of heat, light, power, water, and electricity		35,000		35,000		29,565
11 Rent of office		240		240		960
12 Repairs and alterations		3,150		3,150		17,872
13 Special and miscellaneous current expenses						2,800
30 Equipment		42,686		42,699		81,557
Total other obligations		121,176		121,189		184,742
Grand total obligations		693,651		661,859		784,786
Transferred to Department of Commerce, Bureau of Standards		+14,141		+14,141		+42,400
Net total obligations		707,792		676,000		827,186
Estimated saving and unobligated balances						72,814
Total estimate or appropriation		707,792		676,000		900,000
BY ACTIVITIES OR PROJECTS						
1. Administration		36,020		35,322		42,228
2. Aerodynamic researches		465,059		439,308		517,595
3. Aircraft engine researches		100,180		98,937		116,437
4. Hydrodynamic researches		29,380		25,967		29,630
5. Special investigations		13,141		14,141		45,200
6. Intelligence office		44,931		43,212		54,028
7. Inventions		7,480		7,521		9,412
8. Foreign liaison		11,601		11,592		12,656
Total		707,792		676,000		827,186

National Industrial Recovery, National Advisory Committee for Aeronautics—

By objects	Obligations		
	Estimate, 1935	Estimate, 1934	Actual, 1933
01 Personal services		\$18,000	
02 Supplies and materials		1,029	
12 Repairs and alterations		44,631	
30 Equipment		4,000	
32 Structures and parts		180,284	
Total obligations		247,944	
Received by transfer from Federal Emergency Administration of Public Works		-247,944	
Total estimate or appropriation			
BY PROJECTS			
4. Remove pipe line and piles at propeller research tunnel		648	
6. Grade ramparts at the N.A.C.A. tank		890	
9. Place heating conduits between buildings underground and install return lines to boiler for heating system		6,178	
13. Free-spinning tunnel housing 60 by 60 by 60 feet, and facilities for rotating tunnel about its axis; 150-kw. motor-generator set		45,900	
15. Construct free-spinning tunnel mechanism, including 100-hp. motor		19,784	
16. Construct engine research laboratory		114,000	
17. Construct jet-type high-speed wind tunnel 24 inches diameter at throat		12,600	
19. Repair and replacement of electrical equipment, motors, wiring, etc.		23,614	
20. Repair and replacement of wind-tunnel balances and scales		1,500	
21. Repair and replacement of tools		300	
22. Instruments		4,739	
23. Repair of models and patterns of airplanes and airplane parts		3,700	
24. Repair and replacement of office and drafting furniture and equipment		2,897	
25. Repair of heating equipment		875	
26. Repair and replacement of miscellaneous machinery and mechanical equipment		553	
27. Reconditioning structures and grounds		5,447	
28. Repair of automobiles and trucks		290	
29. Miscellaneous supplies and stocks		1,029	
30. Additional labor and mechanics		3,000	
Total		247,944	

Printing and Binding, Advisory Committee for Aeronautics—

For all printing and binding for the National Advisory Committee for Aeronautics, including all of its offices, laboratories, and services located in Washington, District of Columbia, and elsewhere, **\$19,000** **\$18,700** (U.S.C., title 31, sec. 588, act June 16, 1933, 48 Stat., p. 294).

Estimate 1935, **\$18,700**Appropriated 1934, **\$19,000**

By objects	Obligations		
	Estimate, 1935	Estimate, 1934	Actual, 1933
08 Printing and binding:			
Annual report	\$400	\$400	\$631
Technical reports, dissemination of newly acquired knowledge on scientific aspects of aeronautics	15,400	15,400	11,694
Annual and consolidated technical reports	2,400	2,400	2,263
Printed forms and letterheads	300	300	261
Miscellaneous binding and storage of type	200	200	134
Total obligations	18,700	18,700	14,983
Estimated savings and unobligated balance		300	5,017
Total estimate or appropriation	18,700	19,000	20,000

Total, National Advisory Committee for Aeronautics, **\$695,000** **\$726,492**.

Annual appropriations, general fund:

Estimate 1935, **\$726,492**Appropriated 1934, **\$695,000**

NATIONAL BANKING EMERGENCY*National Banking Emergency—*

NOTE.—An appropriation made by section 501 of the National Banking Emergency Act, approved March 9, 1933, which provides \$2,000,000 for expenditure under the direction of the President and in his discretion for any purpose in connection with the carrying out of said act.

By objects	Obligations		
	Estimate, 1935	Estimate, 1934	Actual, 1933
01 Personal services.....		\$13,540	\$3,091
Deduct legislative reductions.....		2,032	456
01 Personal services (net).....		11,508	2,635
OTHER OBLIGATIONS			
02 Supplies and materials.....		4,153	2,689
06 Travelling expenses.....		500	334
30 Equipment.....		500	193
Total other obligations.....		5,153	3,216
Grand total obligations.....		16,661	5,851
1933 appropriation to be obligated in 1934.....		-16,661	+16,661
Transferred to the Comptroller of the Currency.....			1,000,000
Net total obligations.....			1,022,512
Estimated savings and unobligated balances.....			977,488
Total estimate or appropriation.....			2,000,000

NATIONAL CAPITAL PARK AND PLANNING COMMISSION*National Capital Park and Planning Commission—*

By objects	Obligations			
	Estimate, 1935	Estimate, 1934	Actual, 1933	
PERSONAL SERVICES, FIELD				
Professional service:				
Grade 6. Land purchasing officer.....		1 \$6,000	1 \$6,000	
Grade 1. Junior engineer.....			2 2,100	
Subprofessional service:				
Grade 4. Assistant engineering field aid.....			2 1,740	
Grade 2. Apprentice engineering field aid.....			3 1,260	
Total permanent field.....		1 6,000	8 17,460	
Temporary employees, field.....		4,040	4,070	
All personal services, field.....		10,040	21,530	
Deduct legislative reductions.....		1,506	2,091	
01 Personal services (net).....		8,534	19,439	
OTHER OBLIGATIONS				
02 Supplies and materials.....		50	40	
05 Communication service.....		12	10	
06 Travel expenses.....		500	625	
08 Printing, photographing, etc.....			34	
12 Repairs and alterations.....		50	26	
13 Miscellaneous (advances to Maryland).....		159,000	17,508	
30 Equipment.....		38		
31 Land and interests in land.....		106,089	537,194	
Total other obligations.....		265,739	555,437	
Grand total obligations.....		274,273	574,876	
Estimated savings and unobligated balance.....		+553,920	+2,091	
1932 appropriation obligated in 1933.....			-576,967	
1932 appropriation available for obligation in 1934.....		-833,193		
Total estimate or appropriation.....				

NATIONAL EMERGENCY COUNCIL*National Emergency Council—*

NOTE.—Created by Executive Order No. 6433-A, dated November 17, 1933, under authority of the National Industrial Recovery Act of June 16, 1933; the Agricultural Adjustment Act of May 12, 1933; and the Federal Emergency Relief Act of May 12, 1933. Financed by allocation of \$10,000 from the appropriation made for the purposes of the National Industrial Recovery Act by the Fourth Deficiency Act, fiscal year 1933, approved June 16, 1933.

NATIONAL RECOVERY ADMINISTRATION*National Industrial Recovery—*

By objects	Obligations			
	Estimate, 1935	Estimate, 1934	Actual, 1933	
PERSONAL SERVICES, DEPARTMENTAL				
Administrative service:				
Executive officer:				
No grade.....		1 \$7,200		
Administrator:				
Grade 19.....		1 6,000		
Deputy administrators, assistant, etc.:				
Grade 18.....		4 6,000		
Grade 17.....		28 5,812		
Grade 16.....		2 5,202		
Grade 15.....		12 4,735		
Grade 14.....		49 3,940		
Grade 13.....		33 3,587		
Grade 12.....		13 3,060		
Grade 11.....		35 2,720		
Clerical, administrative, and fiscal service:				
Grade 10.....		15 2,465		
Grade 9.....		44 2,220		
Grade 8.....		48 1,955		
Grade 7.....		73 1,709		
Grade 6.....		114 1,532		
Grade 5.....		111 1,383		
Grade 4.....		283 1,229		
Grade 3.....		147 1,072		
Grade 2.....		75 918		
Grade 1.....		2 714		
Total.....		1,090 1,970,974		
Professional, special assistants, clerical, administrative, and fiscal service (positions unclassified).....		312 529,026		
Total permanent, departmental.....		1,402 2,500,000		
PERSONAL SERVICES, PER DIEM, DEPARTMENTAL				
Temporary services (covering approximately 7-month period ending February, 1934):				
Advisors, investigators, mediators, etc. (\$5-\$25 per diem).....		400 300,000		
PERSONAL SERVICES, PER DIEM, FIELD				
Temporary services (covering approximately 6-month period ending January, 1934):				
Clerical, administrative, and fiscal service.....		300,000		
01 Total personal services.....		3,100,000		
OTHER OBLIGATIONS				
Departmental:				
Miscellaneous expenses.....		100,000		
Travel expenses.....		50,000		
Printing, lithographing, etc.....		800,000		
Furniture and equipment.....		100,000		
Field:				
Miscellaneous expenses.....		50,000		
Total other obligations.....		1,100,000		
Division of Press Intelligence.....		50,000		
Grand total obligations.....		4,250,000		
Received by transfer from Federal Emergency Administration of Public Works.....		-4,250,000		
Total estimate or appropriation.....				

PROTECTION OF INTERESTS OF THE UNITED STATES IN MATTERS AFFECTING OIL LANDS*Protection of Interests of the United States in Matters Affecting Oil Lands on Former Naval Reserves—*

By objects	Obligations		
	Estimate, 1935	Estimate, 1934	Actual, 1933
PERSONAL SERVICES, FIELD			
Temporary employees, field.....			\$2,145.30
Deduct legislative reductions in compensation.....			170.46
01 Personal services (net).....			1,974.84

Protection of Interests of the United States in Matters Affecting Oil Lands on Former Naval Reserves—Continued.

By objects	Obligations		
	Estimate, 1935	Estimate, 1934	Actual, 1933
OTHER OBLIGATIONS			
02 Supplies and materials.....			\$1,071.45
03 Subsistence.....			1,210.10
05 Communication service.....			61.56
06 Travel expenses.....			1,064.04
07 Transportation of things.....			295.40
Total other obligations.....			3,702.55
Grand total obligations.....			5,677.39
Prior year balance obligated in 1933.....			-677.39
Total appropriation.....			5,000.00

PUBLIC BUILDINGS AND PUBLIC PARKS OF THE NATIONAL CAPITAL

NOTE.—The functions of the Public Buildings and Public Parks of the National Capital were transferred on August 10, 1933, to the Office of National Parks, Buildings, and Reservations of the Department of the Interior under the provisions of section 2 of Executive Order No. 6166, dated June 10, 1933. (See p. 348.)

PUBLIC BUILDINGS COMMISSION

NOTE.—The functions of the Public Buildings Commission were transferred on August 10, 1933, to the Office of National Parks, Buildings, and Reservations of the Department of the Interior under the provisions of section 2 of Executive Order No. 6166, dated June 10, 1933. (See p. 348.)

PUERTO RICAN HURRICANE RELIEF COMMISSION

To enable the Puerto Rican Hurricane Relief Commission to continue collection and administration of moneys due the United States on account of loans made under the joint resolutions approved December 21, 1928 (45 Stat., 1067), and January 22, 1930 (46 Stat., 57), not to exceed \$50,000 of any unobligated balances of appropriations made by authority of those joint resolutions, including repayment of principal and/or payments of interest on such loans, is hereby made available for administrative expenses during the fiscal year 1935: Provided, That otherwise proper payments made or to be made prior to July 1, 1934, for administrative or other necessary expenses incident to the making and collecting of loans, shall not be questioned because of the nonavailability of the loan appropriations for such expenses (acts Dec. 21, 1928, 45 Stat., p. 1067; Jan. 22, 1930, 46 Stat., p. 57) (submitted).

By objects	Obligations		
	Estimate, 1935	Estimate, 1934	Actual, 1933
Total personal services.....	\$20,840	\$22,940	\$23,279
Deduct legislative reductions.....	2,084		2,527
01 Personal services (net).....	18,756	22,940	25,806
OTHER OBLIGATIONS			
02 Supplies and materials.....	1,510	1,410	1,168
05 Communication service.....	150	150	115
06 Travel expenses.....	7,500	7,500	7,308
22 Grants.....	7,000	11,000	191,299
			¹ -24,096
50 Loans.....		77,000	² 167,203
			190,032
			-36,692
			² 153,340
Total other obligations.....	16,160	97,060	329,134
Grand total obligations.....	34,916	120,000	² 354,940
Prior appropriations available in 1935.....	-92,143	+92,143	
Prior appropriations available in 1934.....		-212,143	+212,143
Prior appropriations available in 1933.....			-567,083
Unexpended balance.....	57,224		

¹ Refunds.

² Net expenditures.

RAILROAD ADMINISTRATION

Railroad Administration—

NOTE.—This activity is in liquidation under direction of the Secretary of the Treasury as Director General of Railroads and agent of the President (U.S.C., title 49, secs. 74 and 78). Expenses are paid from receipts.

By objects	Obligations					
	Estimate, 1935		Estimate, 1934		Actual, 1933	
PERSONAL SERVICES	Posi- tions	Av. salary	Posi- tions	Av. salary	Posi- tions	Av. salary
Unclassified service:						
Director General of Railroads	1		1		1	
Assistant Director General and General Solicitor					1	\$10,000
Assistant Director General and Chief Clerk	1	\$6,000	1	\$6,000	1	6,000
Comptroller	1	7,800	1	7,800	1	7,800
Treasurer and disbursing officer	1	5,400	1	5,400	1	5,400
Traffic assistant			1	5,500	1	5,500
Stenographer-clerk	2	1,800	2	1,800	2	1,800
File and mail clerk	1	1,500	1	1,500	1	1,500
Stenographer	1	1,320	1	1,320	1	1,320
Total permanent	8	25,620	9	31,120	10	39,420
Deduct lapses and administrative furloughs						3,155
Net permanent		25,620		31,120		36,265
Deduct legislative reductions		2,562		4,668		3,851
01 Personal services (net)		23,058		26,452		32,414
OTHER OBLIGATIONS						
05 Telephone and telegraph		200		250		267
06 Travel expenses		50		50		79
08 Printing supplies and services		250		300		363
13 Miscellaneous and special		70		75		96
21 Employees compensation liability awards		3,500		3,500		3,642
53 Judgments, decrees, and awards		27,510		289,626		207,761
Taxes due Borough of Brooklyn, N. Y.						3,289
Overcharges returned to shippers						1,043
Claims for wages, back pay, and Liberty bond refunds		3,500		3,500		3,977
Total other obligations		35,080		297,301		220,517
Net total obligations		58,138		323,753		252,931
Add salary reductions deposited as miscellaneous receipts		2,562		4,668		7,006
Grand total obligations		60,700		328,421		259,937
Deduct payments from receipts		-60,700		-328,421		-259,937
Total estimate or appropriation						

RECONSTRUCTION FINANCE CORPORATION

Reconstruction Finance Corporation, Administrative Expenses—

By objects	Obligations					
	Estimate, 1935		Estimate, 1934		Actual, 1933 ¹	
PERSONAL SERVICES, DEPARTMENTAL	Posi- tions	Av. salary	Posi- tions	Av. salary	Posi- tions	Av. salary
Chairman.....	1	\$10,000	1	\$10,000		
Director.....	4	10,000	4	10,000		
Assistant to Secretary of the Treasury (or Under Secretary) Director ex officio.....	1	8,000	1	8,000		
Special assistant.....	2	10,000	2	10,000		
Special assistant.....	1	7,500	1	7,500		
Special assistant.....	1	5,400	1	5,400		
Assistant to chairman.....	1	7,500	1	7,500		
Assistant to directors.....	1	12,500	1	12,500		
Assistant to directors.....	1	7,500	1	7,500		
Assistant to directors.....	4	6,000	4	6,000		
Assistant to directors.....	1	3,600	1	3,600		
Secretary (corporation).....	1	10,000	1	10,000		
Assistant secretary.....	1	6,800	1	6,800		
Assistant secretary.....	1	6,000	1	6,000		
Assistant secretary.....	1	4,500	1	4,500		
Treasurer.....	1	10,000	1	10,000		
Assistant treasurer.....	1	8,200	1	8,200		
Assistant treasurer.....	1	7,400	1	7,400		
Assistant treasurer.....	1	6,700	1	6,700		
Chief.....	2	10,000	2	10,000		
Chief.....	1	8,000	1	8,000		

¹ Detailed data not available for the fiscal year 1933; see totals at end of this schedule.

Reconstruction Finance Corporation, Administrative Expenses—Con.

By objects	Obligations					
	Estimate, 1935		Estimate, 1934		Actual, 1933	
	Posi- tions	Av. salary	Posi- tions	Av. salary	Posi- tions	Av. salary
PERSONAL SERVICES, DEPARTMENTAL—CON.						
Chief.....	1	\$7,000	1	\$7,000		
Chief.....	1	6,000	1	6,000		
Chief.....	2	4,800	2	4,800		
Chief.....	1	4,200	1	4,200		
Chief.....	1	3,900	1	3,900		
Chief.....	1	3,600	1	3,600		
Chief.....	1	3,000	1	3,000		
Chief.....	1	2,700	1	2,700		
Assistant chief.....	1	10,000	1	10,000		
Assistant chief.....	1	9,600	1	9,600		
Assistant chief.....	3	8,500	3	8,500		
Assistant chief.....	1	7,000	1	7,000		
Assistant chief.....	1	1,980	1	1,980		
Chief examiner.....	1	10,000	1	10,000		
Examiner.....	1	10,000	1	10,000		
Examiner.....	1	9,000	1	9,000		
Examiner.....			5	7,500		
Examiner.....	2	7,000	2	7,000		
Examiner.....	1	6,800	1	6,800		
Examiner.....			13	6,500		
Examiner.....	12	6,000	12	6,000		
Examiner.....	1	5,600	1	5,600		
Examiner.....	1	5,400	1	5,400		
Examiner.....	1	4,600	1	4,600		
Examiner.....	1	4,200	1	4,200		
Examiner.....	5	3,600	5	3,600		
Examiner.....	1	3,000	1	3,000		
Examiner.....	1	2,700	1	2,700		
Special examiner.....	1	4,500	1	4,500		
Assistant examiner.....	1	4,200	1	4,200		
Assistant examiner.....	1	4,000	1	4,000		
Assistant examiner.....	1	3,600	1	3,600		
Chief engineer.....	1	6,000	1	6,000		
Assistant chief engineer.....	1	9,600	1	9,600		
Supervising engineer.....	1	4,300	1	4,300		
Engineering examiner.....	1	4,800	1	4,800		
Financial adviser.....	1	7,200	1	7,200		
Appraiser.....	1	5,400	1	5,400		
Appraiser.....			9	5,000		
Assistant to assistant to directors.....	1	6,800	1	6,800		
Special representative.....	1	8,400	1	8,400		
Special representative.....	2	7,500	2	7,500		
Special representative.....	2	6,000	2	6,000		
Special representative.....	1	4,800	1	4,800		
Special representative.....	1	4,000	1	4,000		
Special representative.....	1	3,600	1	3,600		
Field representative.....	1	6,000	1	6,000		
Administrative assistant.....	1	8,000	1	8,000		
Administrative assistant.....	1	5,000	1	5,000		
Administrative assistant.....	3	4,800	3	4,800		
Administrative assistant.....	1	4,500	1	4,500		
Administrative assistant.....	1	4,000	1	4,000		
Administrative assistant.....	1	3,800	1	3,800		
Chief clerk.....	1	5,000	1	5,000		
Shorthand reporter.....	1	3,300	1	3,300		
General counsel.....	1	12,500	1	12,500		
Special counsel.....	1	10,000	1	10,000		
Special counsel.....	1	9,000	1	9,000		
Special counsel.....	1	7,200	1	7,200		
Counsel.....			4	10,000		
Counsel.....	1	9,200	1	9,200		
Counsel.....			2	8,500		
Counsel.....	1	8,400	1	8,400		
Counsel.....			3	8,000		
Counsel.....	1	7,800	1	7,800		
Counsel.....			2	7,500		
Counsel.....	1	7,200	1	7,200		
Counsel.....			2	7,000		
Counsel.....	1	6,500	1	6,500		
Counsel.....	1	6,400	1	6,400		
Counsel.....	1	6,200	1	6,200		
Counsel.....			2	6,000		
Counsel.....	1	5,500	1	5,500		
Counsel.....			2	5,000		
Attorney.....	1	5,900	1	5,900		
Attorney.....	1	5,700	1	5,700		
Attorney.....			3	5,000		
Attorney.....	1	4,800	1	4,800		
Attorney.....	1	4,700	1	4,700		
Attorney.....	3	4,500	3	4,500		
Attorney.....	2	4,400	2	4,400		
Attorney.....			5	3,600		
Attorney.....	1	3,400	1	3,400		
Attorney.....			4	2,800		
Attorney.....	1	2,600	1	2,600		
Attorney.....	1	2,500	1	2,500		
Attorney.....	4	2,400	4	2,400		
Attorney.....	5	2,000	5	2,000		
Law clerk.....	1	2,600	1	2,600		
Law clerk.....	1	1,800	1	1,800		
Chief auditor.....	1	8,000	1	8,000		
Assistant chief auditor.....	2	4,500	2	4,500		
Auditor.....	7	3,600	7	3,600		
Auditor.....	3	3,300	3	3,300		
Auditor.....			8	3,000		
Auditor.....	4	2,700	4	2,700		
Junior auditor.....			10	2,700		
Junior auditor.....	7	2,400	7	2,400		
Junior auditor.....	6	2,100	6	2,100		
Junior auditor.....	2	2,000	2	2,000		
Junior auditor.....	4	1,800	4	1,800		
Junior auditor.....	1	1,560	1	1,560		
Statistician.....	1	2,700	1	2,700		

Reconstruction Finance Corporation, Administrative Expenses—Con.

By objects	Obligations					
	Estimate, 1935		Estimate, 1934		Actual, 1933	
	Posi- tions	Av. salary	Posi- tions	Av. salary	Posi- tions	Av. salary
PERSONAL SERVICES, DEPARTMENTAL—CON.						
Assistant statistician.....	1	\$3,300	1	\$3,300		
Statistical clerk.....	1	3,000	1	3,000		
Statistical clerk.....	2	2,600	2	2,600		
Statistical clerk.....	3	2,400	3	2,400		
Statistical clerk.....	1	2,200	1	2,200		
Statistical clerk.....	1	1,860	1	1,860		
Statistical clerk.....	3	1,560	3	1,560		
Supervising accountant.....	1	6,000	1	6,000		
Supervising accountant.....	1	4,800	1	4,800		
Accountant.....	1	4,500	1	4,500		
Accountant.....	1	3,750	1	3,750		
Accountant.....	2	3,600	2	3,600		
Accountant.....	5	3,300	5	3,300		
Accountant.....	7	3,000	7	3,000		
Accountant.....	1	2,600	1	2,600		
Accountant.....	3	2,500	3	2,500		
Accountant.....	4	2,400	4	2,400		
Accountant.....	1	2,340	1	2,340		
Accountant.....	1	2,300	1	2,300		
Accountant.....	1	2,160	1	2,160		
Accountant.....	7	2,100	7	2,100		
Accountant.....	1	1,980	1	1,980		
Accountant-clerk.....	1	1,800	1	1,800		
Secretary (stenographic).....	1	3,100	1	3,100		
Secretary (stenographic).....	2	2,750	2	2,750		
Secretary (stenographic).....	2	2,700	2	2,700		
Secretary (stenographic).....	1	2,600	1	2,600		
Secretary (stenographic).....	1	2,500	1	2,500		
Secretary (stenographic).....	4	2,400	4	2,400		
Secretary (stenographic).....	5	2,100	5	2,100		
Secretary (stenographic).....	1	1,920	1	1,920		
Secretary (stenographic).....	3	1,800	3	1,800		
Secretary-clerk.....	1	2,100	1	2,100		
Supervising index clerk.....	1	2,700	1	2,700		
Index clerk.....	1	2,100	1	2,100		
Index clerk.....	2	1,440	2	1,440		
Correspondence clerk.....	1	2,500	1	2,500		
Correspondence clerk.....	3	2,100	3	2,100		
Supervising clerk.....	1	3,000	1	3,000		
Clerk.....	3	3,600	3	3,600		
Clerk.....	1	3,300	1	3,300		
Clerk.....	4	3,000	4	3,000		
Clerk.....	1	2,800	1	2,800		
Clerk.....	1	2,700	1	2,700		
Clerk.....	2	2,600	2	2,600		
Clerk.....	3	2,500	3	2,500		
Clerk.....	9	2,400	19	2,400		
Clerk.....	2	2,240	2	2,240		
Clerk.....	2	2,200	2	2,200		
Clerk.....	18	2,100	35	2,100		
Clerk.....	7	2,000	7	2,000		
Clerk.....	14	1,980	14	1,980		
Clerk.....	3	1,920	3	1,920		
Clerk.....	20	1,800	40	1,800		
Clerk.....	8	1,680	8	1,680		
Clerk.....	8	1,620	8	1,620		
Clerk.....	2	1,600	2	1,600		
Clerk.....	36	1,560	36	1,560		
Clerk.....	25	1,500	25	1,500		
Clerk.....	27	1,440	54	1,440		
Supervising stenographer.....	1	2,100	1	2,100		
Supervising stenographer.....	1	1,800	1	1,800		
Stenographer-clerk.....	1	1,800	1	1,800		
Clerk-stenographer.....	2	1,960	2	1,960		
Clerk-stenographer.....	6	2,100	6	2,100		
Stenographer.....	4	2,000	4	2,000		
Stenographer.....	5	1,980	5	1,980		
Stenographer.....	1	1,920	1	1,920		
Stenographer.....	1	1,860	1	1,860		
Stenographer.....	26	1,800	51	1,800		
Stenographer.....	1	1,740	1	1,740		
Stenographer.....	25	1,680	25	1,680		
Stenographer.....	7	1,620	7	1,620		
Stenographer.....	1	1,600	1	1,600		
Stenographer.....	65	1,560	130	1,560		
Stenographer.....	22	1,500				
Stenographer.....	9	1,440	9	1,440		
Chief telegraph operator.....	1	2,750	1	2,750		
Telegraph operator.....	2	2,200	2	2,200		
Chief telephone operator.....	1	2,750	1	2,750		
Telephone operator.....	6	1,750	6	1,750		
Telephone operator.....	1	1,560	1	1,560		
Nurse.....	1	1,800	1	1,800		
Simplex operator.....	1	1,440	1	1,440		
Comptometer operator.....	2	1,560	2	1,560		
Comptometer operator.....	1	1,500	1	1,500		
Elevator starter.....	1	1,560	1	1,560		
Machine bookkeeper.....	1	2,500	1	2,500		
Machine bookkeeper.....	5	1,800	5	1,800		
Machine bookkeeper.....	7	1,680	7	1,680		
Machine bookkeeper.....	3	1,620	3	1,620		
Machine bookkeeper.....	25	1,560	25	1,560		
Machine bookkeeper.....	7	1,500	7	1,500		
Bookkeeper-clerk.....	1	1,980	1	1,980		
Bookkeeper.....	1	2,100	1	2,100		
Bookkeeper.....	2	1,800	2	1,800		
Bookkeeper.....	1	1,560	1	1,560		
Typist.....	6	1,680	6	1,680		
Typist.....	15	1,500	15	1,500		
Typist.....			93	1,440		
Clerk-typist.....	3	1,680	3	1,680		

Reconstruction Finance Corporation, Administrative Expenses—Con.

By objects	Obligations					
	Estimate, 1935		Estimate, 1934		Actual, 1933	
	Posi- tions	Av. salary	Posi- tions	Av. salary	Posi- tions	Av. salary
PERSONAL SERVICES, DEPARTMENTAL—CON.						
Clerk-typist.....	1	\$1,620	1	\$1,620		
Clerk-typist.....	8	1,560	8	1,560		
Clerk-typist.....	6	1,500	6	1,500		
Clerk-typist.....	18	1,440	18	1,440		
File clerk.....	1	1,560	1	1,560		
File clerk.....	4	1,500	4	1,500		
File clerk.....	28	1,440	57	1,440		
Chief messenger.....	1	1,560	1	1,560		
Messenger.....	14	1,320	28	1,320		
Messenger.....	10	1,200	10	1,200		
Total permanent, departmental.....	818		1,170			
		2,078,890		2,915,230		
PERSONAL SERVICES, FIELD						
<i>Agencies</i>						
Manager.....	28	7,057	28	7,057		
Acting manager.....	3	6,733	3	6,733		
Assistant manager.....	23	4,978	23	4,978		
Acting assistant manager.....	3	4,250	3	4,250		
Agency counsel.....	1	8,000	1	8,000		
Assistant to agency counsel.....	2	3,450	2	3,450		
Counsel.....	1	8,000	1	8,000		
Attorney.....	10	4,605	10	4,605		
Office attorney.....	3	4,000	3	4,000		
Special assistant.....	1	4,500	1	4,500		
Chief, closed bank division.....	2	6,000	2	6,000		
Chief examiner.....	1	6,000	1	6,000		
Office manager.....	14	3,282	14	3,282		
Chief clerk.....	3	3,033	3	3,033		
Examiner.....	145	3,150	284	3,017		
Appraiser.....	14	3,569	14	3,569		
Examiner and field representative.....	1	3,300	1	3,300		
Field supervisor.....	1	4,200	1	4,200		
Field representative.....	70	2,830	197	2,708		
Auditor.....	1	2,850	1	2,850		
Clerk.....	236	1,658	282	1,780		
File clerk.....	3	1,133	3	1,133		
Secretary.....	6	1,690	6	1,690		
Secretary to manager.....	14	1,663	14	1,663		
Secretary to acting manager.....	1	1,800	1	1,800		
Secretary to assistant manager.....	2	1,410	2	1,410		
Stenographer.....	229	1,334	377	1,292		
Typist.....	51	1,188	51	1,188		
Telephone operator.....	7	1,291	7	1,291		
Messenger.....	5	816	5	816		
Office boy.....	22	771	22	771		
Porter.....	1	720	1	720		
<i>Special advisory and appraisal committee, field offices, deposit liquidation division</i>						
Assistant to chairman.....	1	8,400	1	8,400		
Secretary to assistant to chairman.....	1	1,420	1	1,420		
<i>Custodial</i>						
Custodians.....		810,653		1,351,089		
Total permanent, field.....	1,906		1,366			
		2,869,154		4,437,070		
Total departmental and field.....		4,948,044		7,352,300		
Deduct legislative reductions.....		615,192		894,765		
0110 Personal services, departmental and field (net).....		4,332,852		6,457,535	5,163,427	
0150 Outside professional services.....		216,678		238,245	260,637	
01 All personal services (net).....		4,549,530		6,695,780	5,424,064	
OTHER OBLIGATIONS						
02-08 Printing, stationery, and office supplies.....		123,288		135,560	268,999	
05 Telephone and telegraph.....		150,091		165,030	244,528	
06 Travel.....		125,297		168,241	180,308	
07 Postage and insurance.....		75,791		100,879	26,589	
10-11 Rent, light, heat, and power.....		127,090		139,751	127,286	
12 Improvements to leased premises.....		9,682		13,844	6,026	
13 Miscellaneous.....		130,707		173,975	192,609	
30 Furniture and fixtures.....		21,921		65,764	209,004	
Total, other obligations.....		763,867		963,044	1,255,349	
Grand total obligations, administrative.....		5,313,397		7,658,824	6,679,413	

1 Exclusive of custodians.

NOTE.—For summary of expenditures of the Reconstruction Finance Corporation, see Budget Statement No. 6.

SMITHSONIAN INSTITUTION

Salaries and Expenses, Smithsonian Institution—

For expenses of the general administrative office, Smithsonian Institution, compensation of necessary employees, traveling expenses, purchase of books and periodicals, supplies and equipment, and any other necessary expenses, **[\$32,500] \$34,338** (U.S.C., title 20, sec. 41; U.S.C., Supp. VI, title 20, sec. 48a; act June 16, 1933, 48 Stat., p. 296).

Estimate 1935, \$34,338

Appropriated 1934, \$32,500

By objects	Obligations					
	Estimate, 1935		Estimate, 1934		Actual, 1933	
	Posi- tions	Av. salary	Posi- tions	Av. salary	Posi- tions	Av. salary
PERSONAL SERVICES, DEPARTMENTAL						
Professional service:						
Grade 8. Special scientist (assistant secretary).....	1	\$9,000	1	\$9,000	1	\$9,000
Subprofessional service:						
Grade 6. Senior library assistant.....	1	2,100	1	2,100	1	2,100
Clerical, administrative, and fiscal service:						
Grade 6. Principal clerk (property clerk and superintendent of Smithsonian Building).....	1	2,700	1	2,700	1	2,700
Principal clerk.....	1	2,600	1	2,600	1	2,600
Grade 5. Editorial clerk.....	1	2,100	1	2,100	1	2,100
Grade 4. Clerk.....	2	1,890	2	1,890	2	1,890
Grade 3. Senior stenographer.....	1	1,860	1	1,860	1	1,860
Assistant clerk.....	2	1,710	2	1,710	2	1,710
Grade 2. Junior clerk.....	1	1,500	1	1,500	1	1,500
Custodial service:						
Grade 3. Senior laborer.....	2	1,350	2	1,350	2	1,350
Messenger.....	1	1,200	1	1,200	0.7	1,260
Grade 2. Junior laborer.....	2	1,230	2	1,230	2	1,230
Minor domestic attendant.....	1	1,200	1	1,200	1	1,200
Total permanent, departmental.....	17	36,620	17	36,620	16.7	36,740
Deduct legislative reductions.....		3,662		5,493		3,744
01 Personal services (net).....		32,958		31,127		32,996
OTHER OBLIGATIONS						
02 Supplies and materials.....		302		302		358
05 Communication service.....		400		400		598
06 Travel expenses.....		40		40		76
07 Transportation of things (service).....		25		25		---
12 Repairs and alterations.....		140		140		177
13 Special and miscellaneous current expenses.....		30		23		59
30 Equipment.....		443		443		610
Total other obligations.....		1,380		1,373		1,878
Grand total obligations.....		34,338		32,500		34,874
Estimated savings and unobligated balance.....						3,770
Total estimate or appropriation.....		34,338		32,500		38,644

International Exchanges, Smithsonian Institution—

International exchanges: For the system of international exchanges between the United States and foreign countries, under the direction of the Smithsonian Institution, including necessary employees, and purchase of necessary books and periodicals, and traveling expenses, **[\$38,500] \$39,692** (U.S.C., title 44, sec. 186; act Mar. 3, 1881, 21 Stat., p. 452, sec. 1; treaty of Brussels, Mar. 15, 1886, 25 Stat., p. 1465, sec. 1; act June 16, 1933, 48 Stat., p. 296).

Estimate 1935, \$39,692

Appropriated 1934, \$38,500

By objects	Obligations					
	Estimate, 1935		Estimate, 1934		Actual, 1933	
	Posi- tions	Av. salary	Posi- tions	Av. salary	Posi- tions	Av. salary
PERSONAL SERVICES, DEPARTMENTAL						
Professional service:						
Grade 1. Junior librarian.....	2	\$2,100	2	\$2,100	2	\$2,100
Clerical, administrative, and fiscal service:						
Grade 9. Senior administrative assistant (disbursing agent).....	0.3	3,500	0.3	3,500	0.3	3,500
Grade 7. Junior administrative assistant.....	1	2,900	1	2,900	1	2,900
Grade 6. Principal clerk.....	1	2,800	1	2,800	1	2,800
Grade 3. Assistant clerk.....	1.4	1,920	1.4	1,920	1	1,980
Grade 2. Junior clerk-stenographer.....	1	1,620	1	1,620	1	1,620
Grade 1. Underclerk.....	1	1,500	1	1,500	1	1,500

International Exchanges, Smithsonian Institution—Continued.

By objects	Obligations					
	Estimate, 1935		Estimate, 1934		Actual, 1933	
	Posi- tions	Av. salary	Posi- tions	Av. salary	Posi- tions	Av. salary
PERSONAL SERVICES, DEPARTMENTAL—CON.						
Custodial service:						
Grade 4. Assistant foreman of laborers (skilled laborer).....	3	\$1,540	3	\$1,540	3	\$1,540
Grade 2. Junior laborer.....	4	1,230	4	1,230	4	1,230
Total permanent, departmental.....	14.7	26,480	14.7	26,482	14.3	25,707
Deduct legislative reductions.....		2,648		3,972		2,951
01 Personal services (net).....		23,832		22,510		22,756
OTHER OBLIGATIONS						
02 Supplies and materials.....		49		49		84
05 Communication service.....		21		21		21
06 Travel expenses.....						5
07 Transportation of things (service).....		14,600		14,500		19,537
13 Special and miscellaneous current expenses.....		300		300		371
30 Equipment.....		890		1,020		1,502
Total other obligations.....		15,860		15,990		21,820
Grand total obligations.....		39,692		38,500		44,576
Estimated savings and unobligated balance.....						2,953
Total estimate or appropriation.....		39,692		38,500		47,529

American Ethnology, Smithsonian Institution—

American ethnology: For continuing ethnological researches among the American Indians and the natives of Hawaii, the excavation and preservation of archæologic remains under the direction of the Smithsonian Institution, including necessary employees, the preparation of manuscripts, drawings, and illustrations, the purchase of books and periodicals, and traveling expenses, [\$50,000] \$52,910 (U.S.C., title 20, sec. 61; act June 16, 1933, 48 Stat., p. 296).

Estimate 1935, **\$52,910**Appropriated 1934, **\$50,000**

By objects	Obligations					
	Estimate, 1935		Estimate, 1934		Actual, 1933	
	Posi- tions	Av. salary	Posi- tions	Av. salary	Posi- tions	Av. salary
PERSONAL SERVICES, DEPARTMENTAL						
Professional service:						
Grade 7. Special scientist (chief).....	1	\$7,000	1	\$7,000	1	\$7,000
Grade 5. Senior anthropologist (ethnologist).....	5	4,840	5	4,840	5	4,840
Grade 3. Associate anthropologist.....	1	3,200	1	3,200	1	3,200
Editor.....	1	3,400	1	3,400	1	3,400
Grade 2. Assistant anthropologist.....	1	2,900	1	2,900	1	2,900
Subprofessional service:						
Grade 7. Principal scientific illustrator.....	1	2,300	1	2,300	0.6	2,300
Grade 5. Library assistant.....	1	2,100	1	2,100	1	2,100
Grade 2. Minor library assistant.....					0.5	1,560
Clerical, administrative, and fiscal service:						
Grade 5. Senior clerk.....	1	2,000	1	2,000	1	2,000
Grade 4. Clerk.....	2	1,950	2	1,950	2	1,950
Grade 3. Senior stenographer.....	1	1,800	1	1,800	1	1,800
Assistant clerk.....	0.7	1,800	0.7	1,800	0.7	1,800
Grade 2. Junior stenographer and junior clerk.....	2	1,440	2	1,440	1.3	1,440
Custodial service:						
Grade 2. Junior laborer.....	1	1,320	1	1,320	1	1,320
Total permanent, departmental.....	18.7	58,200	18.7	58,200	18.1	58,542
Deduct legislative reductions.....		5,820		8,730		6,391
01 Personal services (net).....		52,380		49,470		52,151
OTHER OBLIGATIONS						
02 Supplies and materials.....		200		200		600
05 Communication service.....		50		50		128
06 Travel expenses.....						1,408
07 Transportation of things (service).....		50		50		139
08 Photographic (photostating).....						49
12 Repairs and alterations.....						92
13 Special and miscellaneous current expenses.....		230		230		1,367
30 Equipment.....						4,283
Total other obligations.....		530		530		8,066
Grand total obligations.....		52,910		50,000		60,217
Estimated savings and unobligated balance.....						6,423
Total estimate or appropriation.....		52,910		50,000		66,640

International Catalogue of Scientific Literature, Smithsonian Institution—

By objects	Obligations					
	Estimate, 1935		Estimate, 1934		Actual, 1933	
	Posi- tions	Av. salary	Posi- tions	Av. salary	Posi- tions	Av. salary
PERSONAL SERVICES, DEPARTMENTAL						
Professional service:						
Grade 3. Associate scientist (assistant in charge).....					1	\$3,500
Clerical, administrative, and fiscal service:						
Grade 4. Clerk.....					1	1,920
Grade 2. Junior clerk-stenographer.....					0.1	1,440
Total permanent, departmental.....					2.1	5,540
Deduct legislative reductions.....						552
01 Personal services (net).....						4,988
OTHER OBLIGATIONS						
02 Supplies and materials.....						3
05 Communication service.....						12
12 Repairs and alterations.....						21
30 Equipment.....						8
Total other obligations.....						44
Grand total obligations.....						5,032
Estimated savings and unobligated balance.....						618
Total estimate or appropriation.....						5,650

Astrophysical Observatory, Smithsonian Institution—

Astrophysical Observatory: For maintenance of the Astrophysical Observatory, under the direction of the Smithsonian Institution, including assistants, purchase of books, periodicals, and apparatus, making necessary observations in high altitudes, repairs and alterations of buildings, preparation of manuscripts, drawings, and illustrations, traveling expenses, and miscellaneous expenses, [\$26,500] \$27,988 (acts Mar. 3, 1891, 26 Stat., p. 963, sec. 1; June 16, 1933, 48 Stat., p. 296).

Estimate 1935, **\$27,988**Appropriated 1934, **\$26,500**

By objects	Obligations					
	Estimate, 1935		Estimate, 1934		Actual, 1933	
	Posi- tions	Av. salary	Posi- tions	Av. salary	Posi- tions	Av. salary
PERSONAL SERVICES, DEPARTMENTAL						
Professional service:						
Grade 7. Special scientist (director).....	(1)		(1)			
Grade 5. Senior scientist (assistant director and research assistant).....	2	\$4,900	2	\$4,900	2	\$4,900
Grade 3. Associate scientist (directors of observing stations and associate research assistant).....	3	3,433	3	3,433	3	3,433
Subprofessional service:						
Grade 7. Principal laboratory mechanic (instrument maker).....	1	2,600	1	2,600	1	2,600
Grade 5. Scientific aid (statistical assistant, bolometric assistant, and computer).....	2	2,010	2	2,010	2	2,010
Grade 4. Assistant scientific aid (bolometric assistant).....	1	1,740	1	1,740	1	1,740
Grade 2. Minor library assistant.....	1	1,260	1	1,260	1	1,260
Total permanent, departmental.....	10	29,720	10	29,720	10	29,720
Deduct legislative reductions.....		2,972		4,458		3,027
01 Personal services (net).....		26,748		25,262		26,693
OTHER OBLIGATIONS						
02 Supplies and materials.....		250		250		34
05 Communication service.....		200		200		236
06 Travel expenses.....						1,714
07 Transportation of things (service).....		30		30		10
10 Furnishing of heat, light, power, etc.....		25		25		
12 Repairs and alterations.....		100		100		15
13 Special and miscellaneous current expenses.....						4
30 Equipment.....		635		633		307
Total other obligations.....		1,240		1,238		2,321
Grand total obligations.....		27,988		26,500		29,014
Estimated savings and unobligated balance.....						3,080
Total estimate or appropriation.....		27,988		26,500		32,094
BY ACTIVITIES OR PROJECTS						
1. Investigation of solar radiation.....		27,988		26,500		29,014

¹ The Secretary of the Institution acts as director of the observatory.

Maintenance and Operation, National Museum—

For cases, furniture, fixtures, and appliances required for the exhibition and safe-keeping of collections; heating, lighting, electrical, telegraphic, and telephonic service, repairs and alterations of buildings, shops, and sheds, including approaches and all necessary material; personal services, and traveling and other necessary incidental expenses, **[\$128,500]** *\$132,622 (U.S.C., title 20, sec. 50; act June 16, 1933, 48 Stat., p. 296).*

Estimate 1935, **\$132,622**Appropriated 1934, **\$128,500**

By objects	Obligations					
	Estimate, 1935		Estimate, 1934		Actual, 1933	
	Posi- tions	Av. salary	Posi- tions	Av. salary	Posi- tions	Av. salary
PERSONAL SERVICES, DEPARTMENTAL						
Clerical, administrative, and fiscal service:						
Grade 2. Junior operator, office devices.....	1	\$1,680	1	\$1,680	1	\$1,680
Grade 1. Underoperator, office devices.....	1	1,260	1	1,260	1	1,260
Custodial service:						
Grade 10. Chief mechanical superintendent.....	1	2,900	1	2,900	1	2,900
Grade 9. Assistant mechanical superintendent.....	1	2,500	1	2,500	1	2,500
Grade 8. Principal mechanic.....	1	2,000	1	2,000	1	2,200
Grade 7. Senior mechanic.....	13	1,943	13	1,943	13	1,966
Grade 6. Mechanic.....	10.3	1,813	10.3	1,813	11.3	1,814
Grade 5. Junior mechanic.....	1	1,560	1	1,560	1	1,560
Grade 4. Undermechanic.....	11.7	1,424	11.7	1,424	11.7	1,440
Grade 2. Subordinate mechanic.....	7.3	1,216	7.3	1,216	8.3	1,228
Total permanent, departmental.....	48.3	81,380	48.3	81,380	50.3	85,094
Deduct lapses and administrative furloughs.....		800		1,000		4,765
Net permanent, departmental.....		80,580		80,380		80,329
Temporary employees, departmental.....		1,700		1,900		459
All personal services, departmental.....		82,280		82,280		80,788
Deduct legislative reductions.....		8,228		12,346		8,231
01 Personal services (net).....		74,052		69,934		72,557
OTHER OBLIGATIONS						
02 Supplies and materials.....		32,789		32,785		38,100
05 Communication service.....		1,625		1,625		1,677
06 Travel expenses.....		10		10		2
09 Advertising and publication of notices.....						
10 Furnishing of heat, light, power, and electricity.....		8,500		8,500		7,249
12 Repairs and alterations.....		1,500		1,500		
13 Special and miscellaneous current expenses.....		1,258		1,258		1,926
30 Equipment.....		12,888		12,888		13,589
Total other obligations.....		58,570		58,566		62,543
Grand total obligations.....		132,622		128,500		135,100
Estimated savings and unobligated balances.....						13,270
Total estimate or appropriation.....		132,622		128,500		148,370
BY ACTIVITIES OR PROJECTS						
1. Maintenance and operation of buildings.....		98,005		94,740		99,349
2. Exhibition and curatorial equipment.....		34,617		33,760		35,751
Total.....		132,622		128,500		135,100

Preservation of Collections, National Museum—

* For continuing preservation, exhibition, and increase of collections from the surveying and exploring expeditions of the Government, and from other sources, including personal services, traveling expenses, purchasing and supplying uniforms to guards and elevator conductors, postage stamps and foreign postal cards and all other necessary expenses, and not exceeding \$5,500 for preparation of manuscripts, drawings, and illustrations for publications, and not exceeding \$3,000 for purchase of books, pamphlets, and periodicals, **[\$509,000]** *\$537,839 (U.S.C., title 20, sec. 50; act June 16, 1933, 48 Stat., p. 296).*

Estimate 1935, **\$537,839**Appropriated 1934, **\$509,000**

By objects	Obligations					
	Estimate, 1935		Estimate, 1934		Actual, 1933	
	Posi- tions	Av. salary	Posi- tions	Av. salary	Posi- tions	Av. salary
PERSONAL SERVICES, DEPARTMENTAL						
Professional service:						
Grade 7. Associate director.....	1	\$6,500	1	\$6,500	1	\$6,500
Grade 6. Chief scientist.....	4	5,850	4	5,850	4	5,950
Grade 5. Senior scientist.....	17	4,882	17	4,882	17	4,906
Grade 4. Scientist.....	2	3,900	2	3,900	2	3,900
Grade 3. Associate scientist.....	14	3,293	14	3,293	18	3,294
Editor.....	1	3,200	1	3,200	1	3,200
Grade 2. Assistant scientist.....	4	2,875	4	2,875	4	2,875
Assistant librarian.....	3	2,667	3	2,667	2	2,700
Grade 1. Junior scientist.....	4	2,250	4	2,250	4	2,250

Preservation of Collections, National Museum—Continued.

By objects	Obligations					
	Estimate, 1935		Estimate, 1934		Actual, 1933	
	Posi- tions	Av. salary	Posi- tions	Av. salary	Posi- tions	Av. salary
PERSONAL SERVICES, DEPARTMENTAL—CON.						
Subprofessional service:						
Grade 7. Principal scientific aid.....	3	\$2,500	3	\$2,500	4	\$2,525
Grade 6. Senior scientific aid.....	11	2,227	11	2,227	11	2,227
Senior library assistant.....	1	2,300	1	2,300	1	2,300
Senior scientific illustrator.....	1	2,100	1	2,100	1	2,100
Grade 5. Scientific aid.....	4	1,920	4	1,920	4	1,965
Library assistant.....	2	1,920	2	1,920	2	1,920
Grade 4. Assistant scientific aid.....	4	1,740	4	1,740	4	1,740
Junior library assistant.....	1	1,680	1	1,680	1	1,680
Grade 3. Junior scientific aid.....	4	1,590	4	1,590	5	1,584
Under library assistant.....	2	1,440	2	1,440	2	1,440
Grade 2. Under scientific helper.....	6	1,430	6	1,430	6	1,430
Grade 1. Minor scientific helper.....	1	1,020	1	1,020	1	1,020
Clerical, administrative, and fiscal service:						
Grade 9. Senior administrative assistant:						
Superintendent of buildings and labor.....	1	3,500	1	3,500	1	3,500
Chief of correspondence and documents.....	1	3,500	1	3,500	1	3,500
Disbursing agent.....	0.7	3,500	0.7	3,500	0.7	3,500
Grade 7. Junior administrative assistant.....	2	2,750	2	2,750	1	2,900
Grade 6. Principal accounting and auditing assistant.....	1	2,400	1	2,400	1	2,400
Principal clerk-stenographer.....	1	2,400	1	2,400	1	2,400
Principal clerk.....	2	2,600	2	2,600	4	2,625
Grade 5. Senior clerk.....	2	2,150	2	2,150	2	2,150
Senior photographer.....	1	2,100	1	2,100	1	2,100
Grade 4. Clerk-stenographer.....	11	1,925	11	1,925	10	1,938
Clerk.....	2	1,920	2	1,920	2	1,920
Grade 3. Assistant clerk-stenographer.....	10	1,710	10	1,710	9	1,720
Senior stenographer.....	1	1,680	1	1,680	1	1,680
Assistant clerk.....	2	1,740	2	1,740	2	1,740
Grade 2. Junior clerk-stenographer.....	2	1,440	2	1,440	2	1,440
Junior stenographer.....	1	1,440	1	1,440	1	1,440
Junior clerk.....	2	1,710	2	1,710	2	1,710
Grade 1. Underphotographer.....	1	1,500	1	1,500	1	1,500
Custodial service:						
Grade 10. Chief mechanical superintendent.....	1	2,900	1	2,900	1	2,900
Grade 7. Assistant chief guard.....	1	1,980	1	1,980	1	1,980
Grade 6. Mechanic.....	1	1,680	1	1,680	1	1,800
Grade 5. Foreman of laborers.....	2	1,740	2	1,740	2	1,740
Principal guard.....	6	1,560	6	1,560	6	1,560
Grade 4. Assistant foreman of laborers.....	1	1,380	1	1,380	1	1,380
Senior guard.....	1	1,500	1	1,500	1	1,500
Grade 3. Messenger.....	2	1,320	2	1,320	2	1,320
Senior laborer.....	6	1,350	6	1,350	6	1,370
Guard.....	71	1,287	71	1,287	71	1,308
Grade 2. Subordinate mechanic.....	2	1,290	2	1,290	2	1,290
Assistant messenger.....	4	1,140	4	1,140	4	1,155
Junior laborer.....	43	1,211	43	1,211	43	1,219
Junior laborer (charwomen at 55 and 50 cents per hour).....	51	481	51	481	53	481
Temporary services of watchmen for Sunday opening of buildings.....	1.5	1,000	1.5	1,000	1.5	1,000
Total permanent, departmental.....	327.2	571,312	327.2	571,312	333.2	577,629
Deduct lapses and administrative furloughs.....		2,000		4,000		17,779
Net permanent, departmental.....		569,312		567,312		559,850
Temporary employees, departmental.....		8,000		10,000		5,700
All personal services, departmental.....		577,312		577,312		565,550
Deduct legislative reductions.....		57,731		86,571		56,253
01 Personal services (net).....		519,581		490,741		509,297
OTHER OBLIGATIONS						
02 Supplies and materials.....		7,133		7,134		14,732
05 Communication service.....		470		470		470
06 Travel expenses.....		500		500		1,205
07 Transportation of things.....		3,000		3,000		4,500
13 Special and miscellaneous current expenses.....		2,225		2,225		3,841
30 Equipment.....		4,930		4,930		9,418
Total other obligations.....		18,258		18,259		34,166
Grand total obligations.....		537,839		509,000		543,463
Estimated savings and unobligated balances.....						74,297
Total estimate or appropriation.....		537,839		509,000		617,760

National Gallery of Art, Smithsonian Institution—

For the administration of the National Gallery of Art by the Smithsonian Institution, including compensation of necessary employees, purchase of books of reference and periodicals, traveling expenses, uniforms for guards, and necessary incidental expenses, **[\$29,500]** *\$31,135 (U.S.C., title 20, sec. 50; act June 16, 1933, 48 Stat., p. 296).*

Estimate 1935, **\$31,135**Appropriated 1934, **\$29,500**

National Gallery of Art, Smithsonian Institution—Continued.

By objects	Obligations					
	Estimate, 1935		Estimate, 1934		Actual, 1933	
PERSONAL SERVICES, DEPARTMENTAL						
Professional service:						
Grade 7. Director, National Gallery of Art.....						
Clerical, administrative, and fiscal service:						
Grade 8. Administrative assistant.....	1	\$3,000	1	\$3,000	1	\$3,000
Grade 6. Principal clerk.....	1	2,400	1	2,400	1	2,400
Grade 4. Principal stenographer.....	1	1,800	1	1,800	1	1,800
Grade 3. Assistant clerk.....	1	1,680	1	1,680	1	1,680
Grade 2. Junior clerk-stenographer.....	2	1,590	2	1,590	2	1,590
Custodial service:						
Grade 7. Senior mechanic.....	2	1,860	2	1,860	2	1,860
Grade 6. Mechanic (carpenter and painter).....	0.5	1,680	0.5	1,680	0.3	1,680
Grade 3. Guard (watchman).....	8	1,328	8	1,328	8	1,328
Grade 2. Junior laborer.....	2	1,260	2	1,260	2	1,260
Minor domestic attendant.....	0.5	1,080	0.5	1,080	0.5	1,080
Charwoman (part time).....	5	470	5	470	5	470
Total permanent, departmental.....	24	32,654	24	32,654	23.8	33,412
Deduct legislative reductions.....		3,265		4,898		3,340
01 Personal services (net).....		29,389		27,756		30,072
OTHER OBLIGATIONS						
02 Supplies and materials.....						1,121
05 Communication service.....		5		5		8
06 Travel expenses.....						153
07 Transportation of things.....		40		40		749
08 Photographing.....						20
10 Furnishing of electricity.....		300		300		246
12 Repairs and alterations.....		400		400		633
13 Special and miscellaneous services.....		20		20		20
30 Equipment.....		981		979		1,804
Total other obligations.....		1,746		1,744		4,754
Grand total obligations.....		31,135		29,500		34,826
Estimated savings and unobligated balance.....						3,394
Total estimate or appropriation.....		31,135		29,500		38,220

Gellatly Art Collection, Smithsonian Institution—

By objects	Obligations		
	Estimate, 1935	Estimate, 1934	Actual, 1933
02 Supplies and materials.....			\$19
05 Telegraph service.....			62
06 Travel expenses.....			243
07 Transportation of things (service).....			1,080
08 Photographing.....			36
10 Furnishing of heat, light, power, etc.....			211
11 Rent of buildings and structures.....			9,167
13 Special and miscellaneous current expenses.....			4,578
30 Equipment.....			1,000
Total obligations.....			16,396
Unobligated balance.....			1,104
Total estimate or appropriation.....			17,500

Printing and Binding, Smithsonian Institution—

For all printing and binding for the Smithsonian Institution, including all of its bureaus, offices, institutions, and services located in Washington, District of Columbia, and elsewhere, **[\$5,500]** \$7,500 (*U.S.C.*, title 31, sec. 588; title 44, sec. 289; act June 16, 1933, 48 Stat., p. 297).

Estimate 1935, **\$7,500**Appropriated 1934, **\$5,500**

By objects	Obligations		
	Estimate, 1935	Estimate, 1934	Actual, 1933
Printing and binding annual reports of the Board of Regents, with general appendixes, editions of which shall not exceed 10,000 copies.....	\$1,000	\$1,000	\$8,850
Under the Smithsonian Institution: Annual reports of the National Museum, with general appendixes and for printing labels and blanks, and for bulletins and proceedings of the National Museum, editions of which shall not exceed 4,000 copies, and binding, in half morocco or material not more expensive, scientific books and pamphlets presented to or acquired by the National Museum library.....	6,500	4,500	23,250

Printing and Binding, Smithsonian Institution—Continued.

By objects	Obligations		
	Estimate, 1935	Estimate, 1934	Actual, 1933
Annual reports and bulletins of the Bureau of American Ethnology, and for miscellaneous printing and binding for the bureau.....			\$14,500
Annual report of the National Gallery of Art and for printing catalogues, labels, and blanks.....			100
Miscellaneous printing and binding for the International Exchanges.....			100
International Catalogue of Scientific Literature.....			50
National Zoological Park.....			150
Astrophysical Observatory.....			1,000
Annual report of the American Historical Association.....			12,000
Estimated savings.....			2,422
08 Total estimate or appropriation.....	\$7,500	\$5,500	62,422

Total, Smithsonian Institution, **[\$820,000]** \$864,024, of which amount not to exceed **[\$750,000]** \$792,297 may be expended for personal services in the District of Columbia.

Annual appropriations, general fund:

Estimate 1935, **\$864,024**Appropriated 1934, **\$820,000**

Permanent specific appropriation:

Expenses of Smithsonian Institution, Interest account—

Interest on the trust fund of \$1,000,000 derived from the bequest of James Smithson and others to be used for the erection of buildings and expenses of the Smithsonian Institution (*U.S.C.*, title 20, secs. 54, 55).

Estimate 1935, **\$60,000**Appropriated 1934, **\$60,000**

13 General expenses of the Smithsonian Institution: Obligations—1935, \$60,000; 1934, \$60,000; 1933, \$60,000.

Total, Smithsonian Institution, general fund:

Estimate 1935, **\$924,024**Appropriated 1934, **\$880,000**

SUPREME COURT BUILDING COMMISSION

United States Supreme Court Building—

[Supreme Court Building: For completing the construction of the building for the United States Supreme Court in accordance with the provisions of the Act entitled "An Act to provide for the construction of a building for the Supreme Court of the United States", approved December 20, 1929 (46 Stat., pp. 50–51), \$3,490,000, to remain available until expended] (acts Dec. 20, 1929, 46 Stat., pp. 50–51; June 16, 1933, 48 Stat., p. 297).

Annual appropriation general fund:

Appropriated 1934, **\$3,490,000**

By objects	Obligations		
	Estimate, 1935	Estimate, 1934	Actual, 1933
32 Structures: Construction work under the supervision of the Supreme Court Building Commission.....		\$5,392,459	\$3,562,603
Deduct legislative reductions.....		13,459	3,280
Grand total obligations.....		5,379,000	3,559,323
1931 appropriation obligated in 1933.....			—715,062
1932 appropriation obligated in 1933.....			—2,847,541
1932 appropriation obligated in 1934.....		—902,459	
1933 appropriation obligated in 1934.....		—1,000,000	+1,000,000
Net total obligations.....		3,476,541	996,720
Estimated savings and unobligated balances.....		13,459	3,280
Total estimate or appropriation.....		3,490,000	1,000,000

TARIFF COMMISSION

United States Tariff Commission—

For salaries and expenses of the United States Tariff Commission, including purchase and exchange of labor-saving devices, the purchase of professional and scientific books, law books, books of reference, gloves and other protective equipment for photostat and other machine operators, rent in the District of Columbia and elsewhere, subscriptions to newspapers and periodicals, and contract stenographic reporting services, as authorized by sections 330 to 341 of the Tariff Act of 1930, approved June 17, 1930 (U.S.C., Supp. VI, title 19, secs. 1330-1341); **\$785,000** **\$826,398**, of which amount not to exceed **\$692,000** **\$713,340** may be expended for personal services in the District of Columbia; not to exceed \$2,500 for expenses, except membership fees, of attendance at meetings concerned with subjects under investigation by the commission; and not to exceed \$7,500 for allowances for living quarters, including heat, fuel, and light, as authorized by the Act approved June 26, 1930 (U.S.C., Supp. VI, title 5, sec. 118a), but not to exceed \$720 may be so used for any one person: *Provided*, That the Commission may procure supplies and services without regard to section 3709 of the Revised Statutes (U.S.C., title 41, sec. 5) when the aggregate amount involved does not exceed \$50: *Provided further*, That no part of this appropriation shall be used to pay the salary of any member of the United States Tariff Commission who shall hereafter participate in any proceedings under sections 336, 337, and 338 of the Tariff Act of 1930, wherein he or any member of his family has any special, direct, and pecuniary interest, or in which he has acted as attorney or special representative (U.S.C., Supp. VI, title 19, secs. 1330-1341; title 5, sec. 118a; act June 16, 1933, 48 Stat., p. 297).

Estimate 1935, **\$826,398**.Appropriated 1934, **\$785,000**

By objects	Obligations					
	Estimate, 1935		Estimate, 1934		Actual, 1933	
	Posi- tions	Av. salary	Posi- tions	Av. salary	Posi- tions	Av. salary
PERSONAL SERVICES, DEPARTMENTAL						
Clerical, administrative, and fiscal service:						
Grade 16. Commissioners (statutory).....	6	\$11,000	6	\$11,000	6	\$11,000
Grade 14. Secretary (statutory).....	1	7,500	1	7,500	1	7,500
Chief investigator.....	1	7,500	1	7,500	1	7,500
Grade 13. Technical assistant to the chairman.....	1	5,600	1	5,600	1	5,600
Grade 12. Chief accountant and auditor (chief of division).....	1	4,800	1	4,800	1	4,800
Grade 11. Administrative officer.....	1	4,200	1	4,200	1	4,200
Assistant chief accountant and auditor.....	1	3,800	1	3,800	1	3,800
Grade 10. Chief, statistical division.....	1	4,100	1	4,100	1	4,100
Senior accountant and auditor.....	3	3,533	3	3,533	4	3,525
Grade 9. Traffic manager (chief of divi- sion).....	1	3,600	1	3,600	1	3,600
Accountant and auditor.....	11	3,200	11	3,200	11	3,200
Grade 8. Associate accountant and audi- tor.....	5	3,000	5	3,000	5	3,000
Associate editor.....	1	3,300	1	3,300	1	3,300
Grade 7. Assistant accountant and audi- tor.....	9	2,711	9	2,711	11	2,736
Junior administrative assistant (chief of division).....	1	3,200	1	3,200	1	3,203
Transportation expert.....	1	3,000	1	3,000	1	3,000
Grade 6. Principal clerk (chief of section).....	4	2,525	4	2,525	4	2,525
Principal clerk.....	2	2,450	2	2,450	2	2,450
Principal accounting and audit- ing assistant.....	8	2,413	8	2,413	8	2,413
Secretary to commissioner.....	6	2,500	6	2,500	6	2,600
Secretary to chief, international relations division.....	1	2,300	1	2,300	1	2,300
Editorial assistant.....	1	2,400	1	2,400	1	2,400
Chief of charting section.....	1	2,300	1	2,300	1	2,300
Grade 5. Senior clerk.....	5	2,120	5	2,120	5	2,120
Senior clerk (chief of section).....	1	2,000	1	2,000	1	2,000
Senior clerk-stenographer.....	3	2,100	3	2,100	4	2,125
Senior transportation clerk.....	1	2,000	1	2,000	1	2,000
Senior accounting and auditing assistant.....	2	2,200	2	2,200	2	2,200
Senior translator.....	1	2,000	1	2,000		
Grade 4. Clerk.....	19	1,929	19	1,929	18	1,917
Principal stenographer.....	2	2,070	2	2,070	2	2,070
Clerk-stenographer.....	11	1,898	11	1,898	10	1,908
Grade 3. Assistant clerk.....	17	1,659	17	1,659	17	1,659
Senior stenographer.....	9	1,673	9	1,673	11	1,669
Assistant clerk-stenographer.....	5	1,692	5	1,692	5	1,692
Senior operator, office devices.....	3	1,680	3	1,680	3	1,680
Assistant office draftsman.....	1	1,620	1	1,620	1	1,620
Grade 2. Junior clerk.....	8	1,553	8	1,553	10	1,554
Junior stenographer.....	8	1,455	8	1,455	8	1,455
Senior typist.....	1	1,440	1	1,440	1	1,440
Junior operator, office devices.....	6	1,520	6	1,520	6	1,520
Grade 1. Underclerk.....	1	1,320	1	1,320	1	1,320
Underclerk-typist.....	1	1,260	1	1,260	1	1,260
Underoperator, office devices.....	1	1,260	1	1,260	1	1,260
Professional service:						
Grade 8. Chief economist.....	1	8,000	1	8,000	1	8,000
Grade 7. Chief, Economics Division.....	1	7,500	1	7,500	1	7,500
Assistant chief, Economics Di- vision.....	1	6,500	1	6,500		
Chief, International Relations Division.....	1	6,500	1	6,500	1	6,500

United States Tariff Commission—Continued.

By objects	Obligations					
	Estimate, 1935		Estimate, 1934		Actual, 1933	
	Posi- tions	Av. salary	Posi- tions	Av. salary	Posi- tions	Av. salary
PERSONAL SERVICES, DEPARTMENTAL—CON.						
Professional service—Continued.						
Grade 6. Chief economic analyst (chief of division).....	8	\$5,725	8	\$5,725	8	\$5,725
Chief attorney.....	1	6,000	1	6,000	1	6,000
Chief economic analyst.....	6	5,600	6	5,600	6	5,600
Grade 5. Senior economic analyst.....	11	4,691	11	4,691	11	4,691
Grade 4. Economic analyst.....	16	4,038	16	4,038	17	4,024
Grade 3. Associate economic analyst.....	18	3,361	18	3,361	18	3,361
Associate librarian.....	1	3,400	1	3,400	1	3,400
Grade 2. Assistant economic analyst.....	15	2,793	15	2,793	15	2,793
Grade 1. Junior economic analyst.....	5	2,000	5	2,000	3	2,000
Junior librarian.....	1	2,600	1	2,600	1	2,600
Junior attorney.....	1	2,600	1	2,600	1	2,600
Subprofessional service:						
Grade 4. Junior library assistant.....	1	1,920	1	1,920	1	1,920
Custodial service:						
Grade 5. Junior mechanic.....	1	1,680	1	1,680	1	1,680
Grade 3. Messenger.....	6	1,350	6	1,350	6	1,350
Grade 2. Assistant messenger.....	5	1,080	5	1,080	5	1,080
Total permanent, departmental.....	274	812,120	274	812,120	277	817,880
Deduct lapses and administrative furloughs.....		20,020		20,000		37,185
Net permanent, departmental.....		792,100		792,120		780,695
Temporary employees, departmental.....		500		500		437
All personal services, departmental.....		792,600		792,620		781,132
PERSONAL SERVICES, FIELD						
Clerical, administrative, and fiscal service:						
Grade 15. Representative in Europe.....	1	8,000	1	8,000	1	8,000
Grade 12. Chief of New York office.....	1	5,200	1	5,200	1	5,200
Chief accountant in Europe.....					1	4,800
Grade 11. Assistant chief accountant and auditor.....	2	4,500	2	4,500	2	4,500
Grade 7. Assistant investigator.....	1	3,000	1	3,000	1	3,000
Assistant accountant and audi- tor.....					1	2,600
Grade 5. Senior clerk.....	5	2,280	5	2,280	5	2,280
Grade 1. Underclerk.....	2	900	2	900	2	900
Custodial service:						
Grade 5. Messenger.....	1	1,800	1	1,800	1	1,800
Total permanent, field.....	13	40,200	13	40,200	15	47,600
Deduct lapses and administrative furloughs.....		200		200		2,267
Net permanent, field.....		40,000		40,000		45,333
Temporary employees, field.....		500		500		44,915
All personal services, field.....		40,500		40,500		90,248
Total, departmental and field.....		833,100		833,120		871,380
Add cash allowances, living quarters, heat, fuel, etc. (foreign service).....		1,920		1,920		1,718
Deduct legislative reductions.....		835,020		835,040		873,098
		88,902		130,356		91,615
01 Total cash paid salaries, wages, and allowances.....		746,118		704,684		781,483
OTHER OBLIGATIONS						
02 Supplies and materials.....		6,220		6,256		8,759
05 Communication service.....		3,000		3,000		3,698
06 Travel expenses.....		62,000		62,000		63,504
07 Transportation of things.....		210		210		225
08 Stenographic service.....		900		900		898
11 Rent of office building.....		750		750		737
12 Repairs and alterations.....		1,000		1,000		1,090
13 Special and miscellaneous expenses.....		200		200		150
30 Equipment.....		6,000		6,000		7,230
Total other obligations.....		80,280		80,316		86,291
Grand total obligations.....		826,398		785,000		867,774
Estimated savings and unobligated bal- ances.....						132,226
Total estimate or appropriation.....		826,398		785,000		1,000,000
BY ACTIVITIES OR PROJECTS						
1. Office administration.....		181,112		171,341		185,359
2. Preparation of publications.....		6,858		6,477		6,858
3. General and specific investigations for Congress (sec. 332 of the Tariff Act of 1930).....		255,371		303,591		405,334
4. Unfair practices in import trade (sec. 337). Discriminations against the foreign trade of the United States (sec. 338).....		57,459		54,646		60,800
6. Tariff adjustments (sec. 336).....		19,153		18,216		20,267
7. Expert assistance to other executive agencies and establishments (sec. 334): N.R.A., A.A.A., Treasury and State Departments.....		114,917		109,293		168,889
Total.....		826,398		785,000		867,774

Printing and Binding, United States Tariff Commission—

For all printing and binding for the Tariff Commission, **[\$15,000] \$14,500** (U.S.C., title 31, sec. 588; act June 16, 1933, 48 Stat., p. 297).

Estimate 1935, **\$14,500**Appropriated 1934, **\$15,000**

By objects	Obligations		
	Estimate, 1935	Estimate, 1934	Actual, 1933
0201 Printed forms and letterheads.....	\$900	\$900	\$831
0600 Reports to President (sec. 336).....	3,500	3,500	2,498
Reports to Congress (as ordered).....	2,700	2,700	1,104
Annual report.....	900	900	1,405
Other surveys, investigations, and reports.....	5,500	5,500	5,412
Miscellaneous binding.....	1,000	1,000	1,057
Total.....	14,500	14,500	12,307
Estimated savings and unobligated balances.....		500	7,693
Total estimate or appropriation.....	14,500	15,000	20,000

Total, Tariff Commission, **[\$800,000] \$840,898.**

Annual appropriations, general fund:

Estimate 1935, **\$840,898**Appropriated 1934, **\$800,000****TENNESSEE VALLEY AUTHORITY**

NOTE.—A corporation created by the Tennessee Valley Authority Act, approved May 18, 1933. Financed from the appropriation of \$50,000,000 made available by the Fourth Deficiency Act, fiscal year 1933, approved June 16, 1933, pursuant to the authority of section 12 of the act of May 18, 1933.

By objects	Obligations		
	Estimate, 1935	Estimate, 1934	Actual, 1933
PERSONAL SERVICES			
01 Personal services (net).....	\$3,955,046	\$2,753,302	
OTHER OBLIGATIONS			
02 Supplies and materials.....	856,986	572,700	
05 Communication service.....	57,321	39,160	
06 Travel expenses.....	353,773	184,662	
07 Transportation of things (service).....	1,200	2,100	
08 Printing and binding, engraving, lithographing, photographing, and type-writing (service).....	74,800	86,500	
09 Advertising and publication of notices (service).....	13,333	10,000	
10 Furnishing of heat, light, power, water, and electricity (service).....	14,165	5,955	
11 Rents.....	30,860	23,860	
12 Repairs and alterations.....	4,500	12,500	
13 Special and miscellaneous current expenses.....	1,058,600	1,045,241	
30 Equipment.....	318,777	411,286	
31 Lands and interests in lands.....	10,310,000	7,320,000	
32 Structures and parts, and nonstructural improvements to lands (includes fixed equipment).....	36,220,000	19,460,500	
50 Investments (includes working capital funds).....	6,000,000	5,800,000	
Total other obligations.....	55,314,315	34,974,464	
Grand total obligations.....	59,269,361	37,727,766	
Received by transfer from the Federal Emergency Administration of Public Works.....		-50,000,000	
1934 appropriation to be obligated in 1935.....	-12,272,234	+12,272,234	
Amount to be supplied by sale of securities.....	-46,997,127		
Total estimate or appropriation.....			
BY ACTIVITIES OR PROJECTS			
1. General administration.....	2,082,626	1,608,332	
2. Development organizations (research and development of projects).....	4,061,735	1,994,434	
3. Construction and operating organizations:			
a. Norris Dam.....	16,920,000	3,330,000	
b. Land purchases, Norris Dam.....	2,895,000	2,895,000	
c. Tennessee Valley power transmission line.....	5,135,000	4,075,000	
d. Fertilizer plant.....	835,000	2,080,000	
e. Wheeler Dam.....	4,250,000	3,400,000	
f. Land purchases, Wheeler Dam.....	3,415,000	3,415,000	
g. Land planning and housing construction.....	4,415,000	2,640,000	
Total.....	37,865,000	21,815,000	

Tennessee Valley Authority—Continued.

By objects	Obligations		
	Estimate, 1935	Estimate, 1934	Actual, 1933
4. Activities and projects not yet organized:			
a. Development service (public information).....	\$100,000	\$150,000	
b. Studies of flood control, power, and navigation.....	100,000	100,000	
c. Expansion of transmission system.....	5,000,000	5,000,000	
d. Development of industry and agriculture.....	5,000,000	5,000,000	
e. Cooperation with Bureau of Fisheries.....	10,000	10,000	
f. Cooperation with municipalities.....	50,000	50,000	
g. Purchase of mineral areas.....	4,000,000	1,000,000	
Total.....	14,260,000	11,310,000	
5. Contingencies.....	1,000,000	1,000,000	
Grand total.....	59,269,361	37,727,766	

UNITED STATES GEOGRAPHIC BOARD**Salaries and Expenses, United States Geographic Board—**

For salaries and expenses of the United States Geographic Board, including personal services in the District of Columbia, and for stationery and office supplies, **[\$7,700] \$8,140** (U.S.C., title 5, sec. 117; act June 16, 1933, 48 Stat., p. 297).

Estimate 1935, **\$8,140**Appropriated 1934, **\$7,700**

By objects	Obligations					
	Estimate, 1935		Estimate, 1934		Actual, 1933	
PERSONAL SERVICES, DEPARTMENTAL	Posi- tions	Av. salary	Posi- tions	Av. salary	Posi- tions	Av. salary
Clerical, administrative, and fiscal service:						
Grade 10. Junior administrative officer (chairman)	1	\$3,900	1	\$3,900	1	\$3,900
Grade 9. Senior administrative assistant (secretary)	1	3,200	1	3,200	1	3,200
Grade 4. Clerk-stenographer	1	1,800	1	1,800	1	1,800
Total permanent, departmental	3	8,900	3	8,900	3	8,900
Deduct lapses and administrative furloughs						742
Net permanent, departmental		8,900		8,900		8,158
Deduct legislative reductions		890		1,335		803
01 Personal services (net)		8,010		7,565		7,355
OTHER OBLIGATIONS						
02 Supplies and materials		45		35		6
05 Communication service, foreign post- age		5		5		5
06 Travel expenses, street-car fares		5		5		5
Total other obligations		55		45		16
Grand total obligations		8,065		7,610		7,371
Transferred to "Contingent expenses," Department of the Interior		+75		+90		
Estimated savings and unobligated bal- ances						807
Total estimate or appropriation		8,140		7,700		8,178

Printing and Binding, United States Geographic Board—

For printing and binding, **\$1,300** (U.S.C., title 31, sec. 588; act June 16, 1933, 48 Stat., p. 297).

Estimate 1935, **\$1,300**Appropriated 1934, **\$1,300**

08 Printing decision leaflets, circulars, letters, forms, and supplemental reports: Obligations—1935, \$1,300; 1934, \$1,300; 1933, \$3,200.

Total, United States Geographic Board, **[\$9,000] \$9,440.**

Annual appropriations, general fund:

Estimate 1935, **\$9,440**Appropriated 1934, **\$9,000****UNITED STATES SHIPPING BOARD**

NOTE.—The functions of the United States Shipping Board were transferred on August 10, 1933, to the Department of Commerce under the provisions of section 12 of Executive Order No. 6166. (See p. 252).

VETERANS' ADMINISTRATION

Salaries and Expenses, Veterans' Administration—

Administration, medical, hospital, and domiciliary services: For all salaries and expenses of the Veterans' Administration, including the expenses of maintenance and operation of medical, hospital, and domiciliary services of the Veterans' Administration, in carrying out the duties, powers, and functions devolving upon it pursuant to the authority contained in the Act entitled "An Act to authorize the President to consolidate and coordinate governmental activities affecting war veterans", approved July 3, 1930 (U.S.C., Supp. VI, title 38, secs. 11-11f), and any and all laws for which the Veterans' Administration is now or may hereafter be charged with administering, **\$85,773,000: Provided**, That when found to be to the best interest of the United States, not to exceed \$500,000 of this amount may be used for payments to State institutions caring for and maintaining veterans, suffering from neuropsychiatric ailments, who are in such institutions on the date of the enactment of this Act: **Provided**, That not to exceed \$8,000,000 of this amount shall be available for all expenses and maintenance of all regional offices of the Veterans' Administration **\$76,649,907: Provided**, That not to exceed \$3,500 of this amount shall be available for expenses, except membership fees, of employees detailed by the Administrator of Veterans' Affairs to attend meetings of associations for the promotion of medical science and annual national conventions of organized war veterans: **Provided further**, That this appropriation shall be available also for personal services and rentals in the District of Columbia and elsewhere, including traveling expenses; examination of estimates of appropriations in the field, including actual expenses of subsistence or per diem allowance in lieu thereof; for expenses incurred in packing, crating, drayage, and transportation of household effects and other property, not exceeding in any one case five thousand pounds, of employees when transferred from one official station to another for permanent duty and when specifically authorized by the administrator; furnishing and laundering of such wearing apparel as may be prescribed for employees in the performance of their official duties; purchase and exchange of law books, books of reference, periodicals, and newspapers; for passenger-carrying and other motor vehicles, including purchase, maintenance, repair, and operation of same, including not more than two passenger automobiles for general administrative use of the [bureau] Central Office in the District of Columbia [and three for the Washington, District of Columbia, regional office]; and notwithstanding any provisions of law to the contrary, the Administrator is authorized to utilize Government-owned automotive equipment in transporting children of Veterans' Administration employees located at isolated stations to and from school under such limitations as he may by regulation prescribe; and notwithstanding any provisions of law to the contrary, the Administrator is authorized to expend during the fiscal year [1934 not to exceed \$2,000 for actuarial services] 1935 not to exceed \$4,000 for actuarial services pertaining to the Government life insurance fund and the civil-service retirement fund, to be obtained by contract, without obtaining competition, at such rates of compensation as he may determine to be reasonable; [for operating expenses of the Arlington Building and annex, and the Wilkins Building, including repairs and mechanical equipment, fuel, electric current, ice, ash removal, and miscellaneous items;] for allotment and transfer to the Public Health Service, the War, Navy, and Interior Departments, for disbursement by them under the various headings of their applicable appropriations, of such amounts as are necessary for the care and treatment of beneficiaries of the Veterans' Administration, including minor repairs and improvements of existing facilities under their jurisdiction necessary to such care and treatment; for expenses incidental to the maintenance and operation of farms; for recreational articles and facilities at institutions maintained by the Veterans' Administration; for administrative expenses incidental to securing employment for war veterans; for funeral, burial, and other expenses incidental thereto for beneficiaries of the Veterans' Administration accruing during the fiscal year [1934] 1935 or prior fiscal years: **Provided further**, That the appropriations herein made for the care and maintenance of veterans in hospitals or homes under the jurisdiction of the Veterans' Administration shall be available for the purchase of tobacco to be furnished, subject to such regulations as the Administrator of Veterans' Affairs shall prescribe, to veterans receiving hospital treatment or domiciliary care in Veterans' Administration hospitals or homes: **[Provided further**, That the appropriations herein made for medical and hospital services under the jurisdiction of the Veterans' Administration shall be available, not to exceed \$5,000, for experimental purposes to determine the value of certain types of treatment: **] Provided further**, That [the appropriations herein made for domiciliary care] this appropriation shall be available for continuing aid to State or Territorial homes for the support of disabled volunteer soldiers and sailors, in conformity with the Act approved August 27, 1888 (U.S.C., title 24, sec. 134), as amended, [including all classes of veterans admissible to the

Veterans' Administration homes] for those veterans eligible for admission to Veterans' Administration facilities for domiciliary care. **[Provided further**, That the Administrator of Veterans' Affairs may, with the concurrence of the Attorney General, transfer to the Department of Justice such personnel and/or funds as may be deemed necessary in connection with the defense of suits against the United States under section 19 of the World War Veterans' Act, 1924, as amended: **Provided further**, That Section 6, Title I, of the Act entitled "An Act to maintain the credit of the United States Government," approved March 20, 1933, is hereby amended to read as follows: "Sec. 6. In addition to the pensions provided in this title the Administrator of Veterans' Affairs is hereby authorized under such limitations as may be prescribed by the President, and within the limits of existing Veterans' Administration facilities, to furnish to men discharged from the Army, Navy, Marine Corps, or Coast Guard for disabilities incurred in line of duty and to veterans of any war, including the Boxer rebellion and the Philippine insurrection, domiciliary care where they are suffering with permanent disabilities, tuberculosis, or neuropsychiatric ailments and medical and hospital treatment for diseases or injuries." **]**

No part of this appropriation shall be expended for the purchase of any site for or toward the construction of any new hospital or home, or for the purchase of any hospital or home; and not more than **\$4,000,000 \$3,269,500** of this appropriation may be used to repair, alter, improve, or provide facilities in the several hospitals and homes under the jurisdiction of the Veterans' Administration either by contract or by the hire of temporary employees and the purchase of materials (U.S.C., title 5, secs. 691-738; title 24, secs. 71-154; title 38, secs. 1-683; U.S.C., Supp. VI, title 5, secs. 691-738; title 24, secs. 77a-137, 195; title 38, secs. 9-682; acts Feb. 27, 1931, 46 Stat., p. 1429; Mar. 2, 1931, 46 Stat., p. 1471; Mar. 20, 1933, 48 Stat., pp. 8-16; June 16, 1933, 48 Stat., pp. 300-302).

Estimate 1935, **\$76,649,907**Appropriated 1934, **\$85,773,000**

By objects	Obligations					
	Estimate, 1935		Estimate, 1934		Actual, 1933	
	Posi- tions	Av. salary	Posi- tions	Av. salary	Posi- tions	Av. salary
PERSONAL SERVICES, DEPARTMENTAL						
Clerical, administrative, and fiscal service:						
Grade 16. Special executive officer.....	1	\$12,000	1	\$12,000	1	\$12,000
Grade 15. Senior executive officer.....	4	8,750	4	8,750	4	8,750
Grade 14. Executive officer.....	7	6,714	7	6,714	7	6,714
Grade 13. Chief administrative officer.....	9	5,711	9	5,711	8	5,725
Grade 12. Head administrative officer.....	19	4,895	19	4,816	29	4,855
Head investigator.....	6	4,800	6	4,800	6	4,800
Grade 11. Principal administrative officer.....	29	3,979	27	3,993	27	3,993
Grade 10. Senior administrative officer.....	13	3,615	13	3,615	15	3,607
Senior investigator.....	1	3,500	1	3,500	1	3,500
Grade 9. Administrative officer.....	27	3,385	32	3,372	35	3,397
Investigator.....	1	3,700	1	3,700	1	3,700
Traffic manager.....	1	3,600	1	3,600	1	3,600
Grade 8. Associate administrative officer.....	29	3,072	27	3,085	27	3,048
Grade 7. Assistant administrative officer.....	73	2,745	74	2,745	82	2,737
Assistant editor.....	1	3,000	1	3,000	1	3,000
Grade 6. Principal clerk.....	111	2,415	115	2,416	120	2,399
Chief stenographer.....					1	2,600
Principal clerk-stenographer.....	15	2,413	15	2,413	15	2,413
Transportation rate and traffic auditor.....	1	2,400	1	2,400	1	2,400
Grade 5. Senior clerk.....	206	2,151	221	2,161	224	2,160
Head stenographer.....	14	2,221	14	2,221	15	2,173
Senior clerk-stenographer.....	21	2,133	22	2,127	22	2,132
Senior translator.....	2	2,250	2	2,250	2	2,250
Chief operator, office devices.....	1	2,000	1	2,000	1	2,000
Senior clerk-typist.....					1	2,000
Grade 4. Clerk.....	438	1,931	462	1,928	457	1,934
Principal stenographer.....	50	1,868	50	1,868	52	1,862
Clerk-stenographer.....	44	1,906	47	1,908	52	1,905
Transportation rate and traffic clerk.....	1	2,040	1	2,040	1	2,040
Head operator, office devices.....	2	1,890	2	1,890	3	1,940
Translator.....	4	1,845	4	1,845	4	1,845
Office draftsman.....	6	1,950	7	1,954	7	1,954
Grade 3. Assistant clerk.....	852	1,783	892	1,784	932	1,784
Head typist.....	5	1,704	5	1,704	6	1,720
Senior stenographer.....	147	1,706	164	1,706	167	1,703
Assistant clerk-typist.....	3	1,700	3	1,700	3	1,700
Assistant clerk-stenographer.....	67	1,717	74	1,716	83	1,721
Senior operator, office devices.....	20	1,698	21	1,694	25	1,714
Grade 2. Junior clerk.....	540	1,597	583	1,598	604	1,597
Senior typist.....	171	1,540	180	1,538	187	1,539
Junior stenographer.....	298	1,474	321	1,472	337	1,475
Junior clerk-typist.....	102	1,529	111	1,527	118	1,517
Junior clerk-stenographer.....	10	1,560	10	1,560	9	1,573
Junior operator, office devices.....	70	1,528	71	1,527	79	1,543
Grade 1. Underclerk.....	319	1,350	339	1,351	363	1,355
Junior typist.....	28	1,284	30	1,282	38	1,284
Underclerk-typist.....	17	1,270	17	1,270	21	1,260
Underoperator, office devices.....	37	1,336	39	1,347	44	1,342
Professional service:						
Grade 8. Chief scientist.....	1	8,000	1	8,000	1	8,000
Chief attorney.....	1	8,000	1	8,000	1	8,000
Chief engineer.....	1	8,000	1	8,000	1	8,000
Chairman, veterans' board of appeal.....	1	8,000	1	8,000		
Grade 7. Head medical officer.....	6	6,500	6	6,500	6	6,500
Head attorney.....	3	6,500	4	6,625	6	6,583
Vice chairman, veterans' board of appeals.....	1	6,500	1	6,500		

Salaries and Expenses, Veterans' Administration—Continued.

By objects	Obligations					
	Estimate, 1935		Estimate, 1934		Actual, 1933	
	Posi- tions	Av. salary	Posi- tions	Av. salary	Posi- tions	Av. salary
PERSONAL SERVICES, DEPARTMENTAL—CON.						
Professional service—Continued						
Grade 6. Principal dentist	1	\$5,600	1	\$5,600	1	\$5,600
Principal medical officer	11	5,800	11	5,800	14	5,800
Principal engineer	4	5,950	4	5,950	5	5,880
Principal attorney	8	5,975	12	5,800	14	5,814
Principal educationist	1	5,600	1	5,600	1	5,600
Member veterans' board of appeals	15	5,640	15	5,640		
Grade 5. Senior economic analyst	1	4,600	1	4,600	1	4,600
Senior educationist	2	4,900	2	4,900	2	4,900
Senior dentist	2	5,200	2	5,200	2	5,200
Senior medical officer	33	4,879	35	4,897	43	4,916
Senior engineer	12	4,783	12	4,780	14	4,757
Senior attorney	43	4,698	58	4,703	53	4,725
Grade 4. Medical officer	3	4,000	3	4,000	5	3,920
Educationist	1	4,000	1	4,000	1	4,000
Engineer	16	3,825	18	3,822	14	3,829
Attorney	43	3,842	48	3,837	65	3,825
Grade 3. Associate economic analyst					1	3,300
Associate medical officer	6	3,317	6	3,317	14	3,257
Associate engineer	20	3,275	36	3,267	32	3,281
Associate attorney	64	3,223	71	3,222	74	3,223
Grade 2. Assistant engineer	12	2,617	18	2,616	23	2,613
Assistant attorney	81	2,699	95	2,691	99	2,689
Assistant librarian	1	3,000	1	3,000	1	3,000
Assistant economic analyst	1	2,600	1	2,600	1	2,600
Assistant scientist			1	2,600	1	2,600
Grade 1. Junior medical officer	1	2,100	1	2,100	1	2,100
Subprofessional service:						
Grade 8. Superintendent of aids	1	2,700	1	2,700	1	2,700
Chief director of gardens	1	2,600	1	2,600	1	2,600
Chief social service worker	1	2,900	1	2,900	1	2,900
Superintendent of dietitians	1	2,900	1	2,900	1	2,900
Grade 7. Principal library assistant	1	2,300	1	2,300	1	2,300
Grade 6. Senior engineering draftsman	5	2,000	6	2,000	14	2,000
Senior medical technician	1	2,500	1	2,500	2	2,250
Senior library assistant					1	2,400
Grade 5. Engineering draftsman			1	1,800	3	1,800
Grade 4. Nurse	4	1,710	4	1,710	4	1,710
Custodial service:						
Grade 10. Chief mechanical superintendent	1	3,100	1	3,100	1	3,100
Grade 8. Principal mechanic	3	2,260	5	2,260	5	2,260
Grade 7. Senior mechanic	2	1,995	4	1,995	4	1,995
Assistant chief guard			1	1,980	1	1,980
Grade 6. General foreman of laborers	1	1,680	1	1,680	1	1,680
Mechanic	16	1,795	24	1,795	24	1,815
Grade 5. Foreman of laborers			1	1,500	1	1,500
Junior mechanic	2	1,620	2	1,620	2	1,620
Principal guard			2	1,620	2	1,620
Grade 4. Head messenger	2	1,440	2	1,440	2	1,440
Assistant foreman of laborers			1	1,500	1	1,500
Undermechanic	1	1,440	10	1,422	11	1,413
Grade 3. Messenger	161	1,337	168	1,337	175	1,340
Senior laborer	20	1,341	20	1,341	17	1,345
Minor mechanic	9	1,404	10	1,404	9	1,387
Guard (watchman)	3	1,255	35	1,255	35	1,260
Grade 2. Junior laborer			88	1,193	89	1,202
Subordinate mechanic	10	1,158	20	1,158	20	1,152
Part-time employees. Translator	0.3	1,800	0.3	1,800	0.3	1,800
Medical council, legal council, nurses' council, insular possessions, and field carried on central office rolls	95	140,575	96	143,175	88	111,002
Total permanent, departmental	4,560		5,024.3		5,253.3	
Deduct lapses and administrative furloughs		9,079,795		9,948,155		10,384,942
Net permanent, departmental		152,747		200,000		383,429
Temporary employees, departmental		8,927,048		9,748,155		10,001,513
		3,300		8,700		3,295
		8,930,348		9,756,855		10,004,808
Deduct legislative reductions		893,035				
All personal services, departmental		8,037,313		9,756,855		10,004,808
PERSONAL SERVICES, FIELD						
Clerical, administrative, and fiscal service:						
Grade 14. Representative of Administrator of Veterans' Affairs	1	6,500	1	6,500	4	6,750
Manager	8	6,687	8	6,687	11	6,545
Grade 13. Manager	20	5,800	20	5,800	21	5,705
Manager, assistant to					1	5,600
Grade 12. Manager	25	4,776	31	4,761	28	4,821
Manager, business	18	4,656	18	4,567	17	4,671
Adjudication officer	4	4,750	4	4,750	4	4,750
Manager, assistant to	1	5,400	1	5,400		
Grade 11. Adjutant and inspector	2	3,800	2	3,800	1	3,800
Adjudication officer	31	3,884	31	3,884	31	3,884
Manager	6	4,067	6	4,067	10	4,180
Manager, supply depot	2	3,900	2	3,900	2	3,900
Manager, business	23	4,374	23	4,374	26	4,323
Manager, assistant to	5	3,960	5	3,960	2	3,400
Commissary of subsistence	2	3,800	2	3,800	2	3,800
Special representative of the Administrator					1	4,000
Accountant	2	4,200	2	4,200	2	4,200
Grade 10. Adjutant	2	3,700	2	3,700	1	3,800
Adjutant and inspector	3	3,500	4	3,575	11	3,582
Adjudication officer	19	3,537	19	3,537	19	3,542
Supply officer	3	3,866	3	3,866	3	3,933
Manager, assistant to	2	3,550	2	3,550	2	3,600
Accountant	4	3,900	4	3,900	7	3,943
Disbursing officer	1	3,500	1	3,500	1	3,500
Commissary of subsistence	8	3,662	8	3,662	8	3,675

Salaries and Expenses, Veterans' Administration—Continued.

By objects		Obligations					
		Estimate, 1935		Estimate, 1934		Actual, 1933	
		Posi- tions	Av. salary	Posi- tions	Av. salary	Posi- tions	Av. salary
PERSONAL SERVICES, FIELD—continued							
Clerical, administrative, and fiscal service—Continued							
Grade 9. Accountant.....		6	\$3,317	6	\$3,317	7	\$3,314
Adjudication officer, assistant to.....		3	3,600	4	3,500	4	3,525
Manager, assistant to.....		8	3,337	11	3,391	13	3,400
Supply officer.....		6	3,700	6	3,700	7	3,629
Disbursing officer.....		6	3,267	6	3,267	6	3,267
Domiciliary officer.....		1	3,600	1	3,600		
Grade 8. Accountant.....		32	3,041	33	3,048	32	3,053
Contact representative, senior.....		5	3,320	5	3,320	5	3,320
Assistant manager, supply depot.....		2	3,050	2	3,050	2	3,050
Field examiner, senior.....		2	2,900	4	2,900	5	2,980
Supply officer.....		2	3,200	2	3,200	7	3,157
Disbursing officer.....		33	3,021	34	3,020	30	2,987
Grade 7. Accountant.....		36	2,703	35	2,705	36	2,706
Accountant, assistant.....		1	2,600	1	2,600	1	2,600
Chief, insurance unit.....		4	2,675	4	2,675	4	2,675
Disbursing officer.....		16	2,706	18	2,705	22	2,700
Contact representative, senior.....		9	2,989	9	2,989	9	2,989
Disbursing officer, assistant.....		1	2,600	1	2,600	1	2,600
Field examiner.....		89	2,715	180	2,673	184	2,670
Property custodian.....						37	2,786
Supply officer.....		44	2,741	43	2,744		
Personnel clerk.....		1	2,600	1	2,600	1	2,600
Grade 6. Accountant, assistant.....		4	2,350	4	2,350	4	2,450
Accountant.....		22	2,459	23	2,452	29	2,455
Assistant commissary of subsistence.....		2	2,350	2	2,350	1	2,400
Chief, insurance unit.....				7	2,371	8	2,375
Contact representative.....		200	2,514	206	2,512	208	2,509
Disbursing officer.....		24	2,446	23	2,450	24	2,454
Disbursing officer, assistant.....		6	2,400	6	2,400	5	2,360
Property custodian.....						45	2,491
Supply officer.....		36	2,508	39	2,500		
Secretary to manager.....		2	2,450	2	2,500	2	2,500
Manager, home depot.....						1	2,600
Clerk, contact.....		1	2,600	1	2,600		
Grade 5. Chief, insurance unit.....				6	2,100	6	2,100
Clerk, mail and records.....		2	2,250	2	2,250	2	2,250
Clerk, personnel.....		35	2,120	35	2,120	39	2,109
Clerk, law.....		1	2,200	1	2,200	2	2,100
Clerk, executive.....		7	2,100	7	2,100	9	2,222
Clerk, supply.....						6	2,367
Clerk, statistics and Budget.....		3	2,300	3	2,300	2	2,450
Disbursing officer.....		22	2,150	22	2,150	29	2,183
Hearing reported, board of review.....		3	2,067	4	2,050	4	2,050
Steward, hospital.....		2	2,000	2	2,000	2	2,000
Secretary to representative of administrator.....		2	2,250	2	2,250	3	2,200
Secretary to board of review.....		3	2,133	4	2,125	4	2,125
Secretary to manager.....		35	2,179	34	2,184	41	2,171
Secretary to rating board.....		3	2,200	3	2,200	3	2,200
Supply officer.....		1	2,600			2	2,100
Grade 4. Supply officer, assistant to.....		7	2,186	8	2,237		
Accountant, assistant to.....		29	1,908	31	1,910	29	1,903
Chief, insurance unit.....				14	1,851	14	1,860
Clerk, executive.....		2	2,040	2	2,040		
Clerk, insurance.....				21	1,908	22	1,898
Clerk, mail and records.....		10	1,914	11	1,903	11	1,909
Clerk, personnel.....		25	1,897	23	1,905	39	1,849
Clerk, procurement.....		8	1,943	8	1,943	10	1,926
Clerk, statistics and Budget.....		4	1,800	4	1,800	4	1,920
Clerk, supervising.....		24	1,930	24	1,930	25	1,930
Clerk, clinical.....		7	1,843	7	1,843	8	1,823
Clerk.....		9	1,987	10	1,932	21	1,929
Disbursing officer, assistant to.....		27	1,889	27	1,889	29	1,889
Hearing reporter, board of review.....		1	1,860	1	1,860	1	1,860
Secretary to rating board.....		29	1,887	29	1,887	30	1,892
Secretary to adjudication officer.....		4	2,040	4	2,040	4	2,040
Secretary to chief attorney.....		3	1,840	4	1,875	5	1,884
Secretary to chief medical officer.....		16	1,856	16	1,856	12	1,895
Secretary to manager.....		68	1,952	72	1,951	68	1,957
Steward, hospital.....		2	1,800	2	1,800	2	1,800
Grade 3. Assistant supply officer.....		10	1,848	10	1,848		
Clerk.....		925	1,724	1,103	1,715	1,150	1,716
Clerk, clinical.....		22	1,658	20	1,662	18	1,670
Clerk, mail and records.....		9	1,773	9	1,773	7	1,783
Clerk, personnel.....		2	1,830			2	1,830
Clerk, statistics and budget.....						1	1,920
Clerk, supervising.....		33	1,753	33	1,753	30	1,746
Machine operator.....		8	1,673	8	1,673	8	1,673
Secretary to manager, supply depot.....		1	1,860	1	1,860	1	1,860
Secretary to manager.....		5	1,932	6	1,910	8	1,920
Secretary to chief medical officer.....		30	1,792	31	1,786	29	1,808
Secretary to chief attorney.....		27	1,813	33	1,809	37	1,797
Secretary to adjudication officer.....		33	1,782	33	1,782	33	1,782
Secretary to rating board.....		18	1,713	18	1,713	17	1,719
Stenographer.....		339	1,695	361	1,694	397	1,688
Steward, hospital.....		2	1,620	2	1,620	3	1,620
Commissary sergeant.....						1	1,620
Grade 2. Clerk, procurement.....		5	1,620	5	1,620		
Clerk.....		1,124	1,537	1,257	1,532	1,321	1,532
Clerk, supervising.....		2	1,620	2	1,620	2	1,710
Machine operator.....		106	1,505	117	1,502	107	1,510
Stenographer.....		878	1,494	1,062	1,488	1,122	1,488
Steward, hospital.....		1	1,440	1	1,440	19	1,449
Clerk-stenographer.....		1	1,440			5	1,440
Typist.....		689	1,493	806	1,488	841	1,487

Salaries and Expenses, Veterans' Administration—Continued.

By objects	Obligations					
	Estimate, 1935		Estimate, 1934		Actual, 1933	
	Posi- tions	Av. salary	Posi- tions	Av. salary	Posi- tions	Av. salary
PERSONAL SERVICES, FIELD—continued						
Clerical, administrative, and fiscal service—Continued.						
Grade 1. Clerk.....	437	\$1,306	504	\$1,305	515	\$1,305
Machine operator.....	234	1,291	234	1,291	238	1,294
Motion-picture operator.....	1	1,380	1	1,380	4	1,350
Hospital steward.....	16	1,260	16	1,260	1	1,260
Typist.....	288	1,289	344	1,287	398	1,279
Clerk-typist.....					9	1,273
Professional service:						
Grade 7. Manager.....	45	6,522	43	6,523	47	6,521
Grade 6. Chief, diagnostic center.....	2	5,600	2	5,600	2	5,600
Chief, medical service.....	7	5,686	7	5,628	10	5,620
Chief, surgical service.....	15	5,613	15	5,613	15	5,613
Chief, neuropsychiatric service.....	2	5,600	2	5,600	4	5,600
Chief, tuberculosis service.....	2	5,600	2	5,600	3	5,600
Chief, reception service.....	2	5,600	2	5,600	2	5,600
Chief, out-patient service.....	2	5,600	2	5,600		
Medical officer, chief.....	25	5,680	27	5,674	16	5,650
Manager.....	4	5,900	4	5,900	3	5,866
Surgeon.....	2	5,600			8	5,600
Clinical director.....	56	5,646	54	5,648	64	5,650
Grade 5. Medical officer, chief.....	29	4,703	29	4,703	30	4,713
Medical member, board of re- view.....	17	4,694	17	4,435	6	4,833
Dental officer, chief.....	3	4,800	3	4,600	1	5,200
Attorney, chief.....	6	4,667	7	4,686	6	4,667
Attorney.....	1	4,600	2	4,600	8	4,750
Chairman, board of review.....	3	4,667	3	4,667	4	4,700
Chief, dental clinic.....	9	4,911	9	4,689	5	5,320
Chief, out-patient service.....	9	4,667	9	4,667	3	4,733
Physician.....	357	4,817	354	4,756	393	4,866
Clinical director.....	1	4,600	1	4,600	1	4,600
Chief, reception service.....					2	5,000
Chief, tuberculosis service.....	3	5,000	3	5,000	1	5,000
Chief, neuropsychiatric service.....	1	5,000	1	5,000		
Chief, medical service.....	3	4,867	3	4,733		
Grade 4. Medical officer, chief.....	6	4,300	6	4,300	9	4,178
Medical member, board of re- view.....					12	4,217
Legal member, board of review.....	8	3,925	8	3,925	8	3,925
Attorney, chief.....	28	3,900	36	3,883	27	3,941
Attorney, assistant chief.....	8	3,875	18	3,844	4	3,950
Attorney.....			1	3,800	27	3,874
Occupational member, board of review.....	2	4,000	2	4,000	2	4,000
Utility officer.....	4	4,000	4	4,000	4	3,850
Dental officer, chief.....	35	4,023	35	4,023	38	4,058
Chief, dental clinic.....	60	4,000	59	4,003	62	4,003
Chief, out-patient service.....					2	4,300
Physician.....	831	4,050	915	4,037	991	4,015
Grade 3. Attorney, chief.....	8	3,237	8	3,237	14	3,264
Attorney, assistant chief.....	33	3,242	56	3,230	24	3,246
Attorney, associate.....	1	3,500	14	3,257	38	3,205
Authorization officer.....	55	3,265	56	3,264	58	3,271
Dentist.....	79	3,410	84	3,424	95	3,419
Engineer, chief.....	8	3,262	8	3,262	7	3,271
Laboratory expert, clinical.....	2	3,200	2	3,200	2	3,200
Rating specialist, claims.....	113	3,259	116	3,258	117	3,260
Rating specialist, occupational.....	101	3,318	104	3,317	108	3,316
Utility officer.....	32	3,269	30	3,273	28	3,282
Physician, associate.....	134	3,236	140	3,234	168	3,227
Grade 2. Adjudicator.....	174	2,650	184	2,647	194	2,641
Chaplain.....	17	3,070	17	3,070	17	3,100
Attorney, assistant.....	2	2,750	4	2,675	8	2,675
Utility officer.....	4	2,625	4	2,625	3	2,633
Physician, assistant.....	1	2,600	1	2,600		
Grade 1. Pharmacist.....	99	2,181	98	2,183	99	2,189
Subprofessional service:						
Grade 8. Dietitian, chief.....	1	2,900	1	2,900	2	2,800
Orthopedic mechanic, senior.....	1	2,600	1	2,600	2	2,600
Nurse, chief.....	1	2,600	1	2,600	3	2,733
Grade 7. Aid, chief.....	29	2,456	28	2,453	40	2,462
Dietitian, chief.....	68	2,429	66	2,433	64	2,442
Nurse, chief.....	77	2,561	75	2,568	75	2,596
Dental mechanic, senior.....	1	2,500	1	2,500	1	2,500
Psychiatric social worker, chief.....	3	2,333	3	2,333	3	2,333
Grade 6. Aid, head.....	115	2,223	114	2,224	124	2,189
Aid, senior recreational.....	63	2,003	62	2,003	64	2,000
Bandmaster.....					11	2,291
Dental mechanic.....	82	2,106	82	2,106	87	2,105
Dietitian, head.....	39	2,059	39	2,059	54	2,039
Laboratorian.....	203	2,163	205	2,165	223	2,153
Librarian, head.....	1	2,000	1	2,000	1	2,000
Nurse, head.....	263	2,163	257	2,167	301	2,163
Orthopedic mechanic.....	20	2,160	20	2,160	19	2,168
Physical director, senior.....	15	2,153	14	2,164	18	2,139
Psychiatric social worker.....	87	2,045	89	2,044	100	2,043
Supervisor of attendants.....	21	2,086	20	2,090	21	2,100
Grade 5. Aid.....	386	1,894	379	1,895	434	1,883
Aid, junior recreational.....					1	1,800
Dietitian.....	87	1,856	85	1,857	91	1,838
Librarian.....	78	1,872	76	1,874	78	1,872
Nurse.....	2,538	1,834	2,534	1,833	2,898	1,833
Physical director, junior.....	4	1,860	4	1,860	5	1,848
Social service worker, junior.....	19	1,841	21	1,837	26	1,830
Grade 4. Attendant, head.....	42	1,660	41	1,661	38	1,678
Laboratorian, assistant.....	95	1,650	98	1,649	107	1,646
Librarian, assistant.....	20	1,629	21	1,628	29	1,630
Pharmacist, assistant.....	15	1,620	15	1,620	17	1,673
Oral hygienist.....	17	1,669	16	1,673	17	1,673
Grade 3. Aid, pupil.....	17	1,504	16	1,508	22	1,495
Attendant, head.....	165	1,500	162	1,501	175	1,504
Musician.....	3	1,480	3	1,480	58	1,498
Surgeon's assistant.....	32	1,500	33	1,509	41	1,493
Waiter, head.....	8	1,515	7	1,526		

Salaries and Expenses, Veterans' Administration—Continued

By objects	Obligations					
	Estimate, 1935		Estimate, 1934		Actual, 1933	
	Posi- tions	Av. salary	Posi- tions	Av. salary	Posi- tions	Av. salary
PERSONAL SERVICES, FIELD—continued						
Subprofessional service—Continued.						
Grade 2. Attendant, hospital.....	3,486	\$1,281	3,437	\$1,281	4,702	\$1,279
Dental assistant.....	74	1,328	75	1,327	76	1,331
Laboratory assistant.....	48	1,268	47	1,267	48	1,273
Surgeon's assistant.....	1	1,260	1	1,260	1	1,260
Waiter, head.....	51	1,372	51	1,372		
Grade 1. Attendant, hospital.....	2,527	1,109	2,497	1,110	128	1,084
Attendant, mess.....	3,501	1,090	3,485	1,089	3,087	1,122
Custodial service:						
Grade 10. Engineer, chief.....	17	2,824	17	2,824	19	2,811
Farm superintendent.....	4	2,750	4	2,750	3	2,800
Grade 9. Engineer, chief.....	15	2,633	15	2,633	17	2,565
Engineer.....	3	2,500	3	2,533	3	2,533
Farm superintendent.....	6	2,550	6	2,550	7	2,525
Laundry, superintendent of.....	8	2,338	8	2,338	9	2,333
Grade 8. Chief cook.....	54	2,169	53	2,172	57	2,189
Engineer, chief.....	1	2,300	1	2,300	2	2,300
Engineer.....	42	2,183	41	2,188	41	2,120
Electrician, chief.....	11	2,153	11	2,153	10	2,170
Farm foreman.....	7	2,214	7	2,214	11	2,109
Garage foreman.....	9	2,256	10	2,230	13	2,177
Gardener, chief.....	1	2,200	1	2,200	5	2,180
Engineer, assistant.....					1	2,000
Laundry, superintendent of.....	25	2,080	24	2,083	23	2,074
Warehouse superintendent.....	2	2,500	2	2,500	2	2,500
Grade 7. Chief cook.....	39	1,935	39	1,935	34	2,004
Engineer, assistant.....	38	1,914	36	1,917	44	1,906
Engineer.....	58	1,942	59	1,941	57	1,953
Foreman of mechanics.....	18	1,960	18	1,960	20	1,956
Garage foreman.....	6	2,137	6	2,137	29	1,948
Gardener, chief.....	8	2,163	8	2,163	5	2,140
Guard, chief (fire marshal).....	12	1,890	13	1,902	13	1,883
Guard, chief.....	1	2,040				
Steward, mess.....	6	1,860	6	1,860	10	1,860
Laundry, superintendent of.....	35	1,930	35	1,930	36	1,930
Grade 6. Baker, senior.....	35	1,790	35	1,790	36	1,797
Cook, head.....	81	1,756	80	1,757	111	1,756
Dairymen, head.....	2	1,770	2	1,770	3	1,740
Engineer, assistant.....	34	1,775	34	1,775	33	1,744
Engineer.....					5	1,680
Gardener, head.....	17	1,738	16	1,741	16	1,748
Guard, chief (fire marshal).....	31	1,697	42	1,703	39	1,705
Guard, chief.....	12	1,717				
Labor foreman.....	9	1,793	9	1,793	11	1,795
Laundry foreman.....					1	1,680
Mechanic, general.....	605	1,788	598	1,789	594	1,787
Printer.....	6	1,680	6	1,680	8	1,680
Poultryman, head.....	2	1,680	2	1,680	2	1,680
Steward, mess.....	5	1,680	4	1,680	2	1,680
Grade 5. Baker.....	69	1,558	68	1,559	70	1,575
Cook.....	221	1,577	215	1,579	445	1,533
Firefighter.....	26	1,585	26	1,585	32	1,609
Farm foreman.....	15	1,576	14	1,581	18	1,533
Meat cutter.....	70	1,555	50	1,555	67	1,561
Mechanical plant operator.....	95	1,584	95	1,584	94	1,573
Chauffeur.....	1	1,740	1	1,740	1	1,740
Steward, mess.....	1	1,500	2	1,500	3	1,500
Waiter, head.....	3	1,680	2	1,740	22	1,544
Grade 4. Barber.....	81	1,379	80	1,380	98	1,377
Chauffeur.....	389	1,378	384	1,379	390	1,379
Dairymen.....	7	1,517	7	1,517	7	1,517
Fireman.....	369	1,386	360	1,388	357	1,392
Gardener.....	43	1,407	42	1,409	46	1,406
Guard, mounted.....	1	1,320	1	1,320	1	1,320
Housekeeper.....	58	1,410	56	1,413	55	1,415
Labor foreman.....	8	1,410	8	1,410	8	1,410
Laundryman.....	65	1,386	63	1,389	65	1,380
Mechanic's helper.....	328	1,390	325	1,391	326	1,390
Packer.....	11	1,462	11	1,462	10	1,476
Poultryman.....	3	1,440	3	1,440	4	1,410
Shoemaker.....	5	1,320	5	1,320	5	1,320
Swineherdsman.....	2	1,320	2	1,320	2	1,320
Tailor.....	1	1,320	1	1,320		
Waiter, head.....	8	1,538	8	1,538	79	1,368
Cook.....	238	1,480	242	1,477		
Commisary sergeant.....	1	1,320	1	1,320		
Grade 3. Cook, assistant.....	113	1,208	111	1,208	101	1,207
Fireman.....	12	1,235	12	1,235	7	1,21

Salaries and Expenses, Veterans' Administration—Continued.

By objects	Obligations					
	Estimate, 1935		Estimate, 1934		Actual, 1933	
PERSONAL SERVICES, FIELD—continued						
Unclassified service—Continued.						
Member employees—Continued.						
Messenger	26	\$485	26	\$485	15	\$476
Attendant, mess					392	514
Radio operator					8	600
Reader to blind	4	420	4	420	5	444
Shoemaker	5	576	5	576	3	640
Tailor	3	600	3	600	3	600
Attendant, hospital					693	628
Upholsterer	4	660	4	660	6	620
Undertaker	4	585	4	585	4	585
Wheel chair operator	3	420	3	420	3	420
Guard captain					2	720
Presser					1	600
Stable foreman					1	720
Member, firing squad	12	465	12	465	5	432
Baker's helper					3	520
Laundryman	3	580	3	580	1	720
Surgeon's assistant					1	720
Farm foreman	3	680	3	680		
Motion-picture operator	4	557	4	557		
Engineer inspector	3	600	3	600		
Labor foreman	2	660	2	660		
Printer	2	720	2	720		
Attendant, greenhouse	1	720	1	720		
Part-time employees:						
Physician	68.7	4,338	66.4	4,398	184.3	4,726
Dentist	1.7	4,395	1.5	4,981	3.4	3,538
Laboratorian					0.4	1,993
Pharmacist	1	2,100	1	2,100	0.5	1,800
Clerk	0.7	1,371	0.7	1,371	0.5	1,440
Stenographer					0.4	1,500
Aid	0.4	1,875	0.4	1,875	0.9	1,833
Motion-picture operator	0.5	1,530	0.5	1,530	0.7	1,441
Barber	3.6	1,309	3	1,371	4.3	1,236
Laborer	4.6	1,076	4.5	1,076	4.6	1,180
Mechanic, general	0.3	1,400	0.3	1,400	0.7	1,286
Organist	2.6	1,846	8.1	1,800	2.6	2,723
Chorister	8.1	1,800	2	3,200	9.2	1,800
Chaplain	2	3,200	0.5	1,594	1.9	3,368
Laboratorian, assistant	0.5	1,594	1.7	1,452		
Musician	1	1,200	0.5	1,800		
Aid, junior recreational	0.5	1,800				
Ungraded:						
Chaplain	97	484	93	481	95	479
Physician	1	2,496	1	2,496		
Total permanent, field	31,854.2		32,763.1		34,988.4	
Deduct lapses and administrative fur-	52,346,319		54,214,095		57,450,882	
loughs	750,000		2,490,551		6,561,677	
Net permanent, field	51,596,319		51,723,544		50,889,205	
Temporary employees, field	10,800		531,360		11,853	
All personal services, field	51,607,119		52,254,904		50,901,058	
Deduct subsistence, quarters, and laundry						
furnished	6,281,510		6,331,985		6,691,112	
	45,325,609		45,922,919		44,209,946	
Deduct legislative reductions			9,301,764		5,963,458	
Deduct for employment of members in lieu						
of civilian employees	407,660		407,660		281,760	
Total cash paid salaries and wages	44,917,949		36,213,495		37,964,728	
Miscellaneous fee service	2,050,000		2,417,010		3,397,535	
Personal services (net), field	46,967,949		38,630,505		41,362,263	
Deduct legislative reductions	5,324,946					
Total personal services, field	41,643,003		38,630,505		41,362,263	
01 Total personal services	49,680,316		48,387,360		51,367,071	
OTHER OBLIGATIONS						
02 Supplies and materials	11,803,530		12,888,000		11,705,591	
05 Communication service	292,000		288,000		278,051	
06 Travel expenses	1,800,000		2,160,000		3,440,709	
07 Transportation of things	1,176,500		1,207,500		1,107,552	
10 Heat, light, power, water, and elec-						
tricity (service)	1,694,074		1,689,700		1,549,960	
11 Rents	491,630		615,900		934,429	
12 Repairs and alterations	3,449,335		4,185,000		4,455,976	
13 Special and miscellaneous current ex-						
penses	243,000		249,000		249,375	
Grants, subsidies, and con-						
tributions:						
2200 Grants to States and other politi-	600,000		600,000		722,000	
cal subdivisions not specified	3,683,100		3,309,900		3,599,988	
2250 Burial expenses						
22 Total grants, subsidies, and contribu-						
tions	4,283,100		3,909,900		4,321,988	
30 Equipment	1,100,000		1,287,000		1,574,879	
Total other obligations	26,333,169		28,480,000		29,618,520	
Grand total obligations	76,013,485		76,867,360		80,985,591	

Salaries and Expenses, Veterans' Administration—Continued.

By objects	Obligations					
	Estimate, 1935		Estimate, 1934		Actual, 1933	
OTHER OBLIGATIONS—continued						
Transferred to:						
Department of Agriculture:						
“Salaries and expenses, Bureau of Agri-						
cultural Economics”	+38,300		+32,800		+38,240	
“Meat inspection, Bureau of Animal						
Industry”	+10,800		+10,800		+10,789	
“Salaries and expenses, Food and Drug						
Administration”	+6,550		+6,550		+6,550	
Department of Interior:						
St. Elizabeths Hospital	+89,930		+115,925		+218,648	
Freedmans' Hospital					+10,000	
Estimated transfer to be made to cover						
maintenance and operation of Arlington						
and Wilkins Buildings and ware-						
houses			+176,233			
Treasury Department:						
“Pay of personnel and maintenance of						
hospitals, Public Health Service”	+131,250		+99,312		+1,121,917	
Navy Department:						
“Salaries, Bureau of Medicine and						
Surgery”	+8,280		+8,280		+15,840	
“Pay, subsistence, and transportation,						
Navy”					+2,323,104	
“Medical department, Bureau of Medi-						
cine and Surgery”					+1,189,120	
Bureau of Supplies and Accounts, as						
billed for maintenance and operation						
as reimbursement to the “Naval Hos-						
pital fund”					+1,527,013	
“Training, education, and welfare”					+3,000	
War Department:						
“Medical and hospital department”	+351,312		+351,312		+2,425,273	
Department of Justice:						
Estimated transfer to be made for litigation						
activities reassigned					+665,400	
Deduct amounts transferred from:						
War Department:						
“Civilian Conservation Corps”					-593,125	
	+636,422		+873,487		+8,889,494	
Net total obligations	76,649,907		77,740,847		89,875,085	
Reserve for estimated transfer to Depart-						
ment of the Interior					-176,233	
Estimated savings and unobligated bal-						
ances					8,208,386	
					25,846,915	
Total estimate or appropriation	76,649,907		85,773,000		115,722,000	
BY PROJECTS						
Central office						
1. Personal services, departmental	8,037,313		8,293,327		8,973,416	
2. Miscellaneous fee service:						
(a) Examinations, medical (Em-						
ployees retirement act)	10,350		11,500		9,047	
(b) Actuarial services (U.S. Govern-						
ment life insurance and						
civil service retirement)	3,600		4,000		4,000	
Total, project 2	13,950		15,500		13,047	
3. Supplies and materials:						
(a) Stationery and office supplies	109,273		109,373		109,773	
(b) Cleaning and toilet supplies			4,850		4,854	
(c) Fuel			10,500		10,331	
(d) Sundry supplies	2,780		4,500		4,347	
Total, project 3	112,053		129,223		129,305	
4. Communication service:						
(a) Telegraph service	15,000		15,500		16,945	
(b) Telephone service	23,000		23,200		23,360	
(c) Other communication services	7,500		8,000		10,726	
Total, project 4	45,500		46,700		51,031	
5. Travel expenses:						
(a) Railroad fares and pullman	112,180		113,080		116,686	
(b) Per diem	115,500		115,600		115,684	
Total, project 5	227,680		228,680		232,370	
6. Transportation of things (service)	11,000		11,000		11,063	
7. Heat, light, power, water, and electricity						
(service)			22,000		22,280	
8. Rents:						
(a) Rent of tabulating machines	56,678		56,678		56,675	
(b) Rental of storage space			16,500		17,888	
Total, project 8	56,678		73,178		74,563	
9. Repairs to furniture and equipment	17,000		17,000		17,275	
10. Special and miscellaneous current ex-						
penses	9,715		19,937		23,817	
11. Equipment: Typewriters, comptome-						
ters, bookkeeping, and other office						
machines	35,000		38,210		43,238	
Total, central office	8,565,889		8,894,755		9,591,405	

¹Includes \$722,000 appropriated under title “State and Territorial Homes for Disabled Soldiers and Sailors.”

Salaries and Expenses, Veterans' Administration—Continued.

By projects	Obligations		
	Estimate, 1935	Estimate, 1934	Actual, 1933
<i>Field service (hospitals, homes, combined facilities, regional offices, supply depots, and reimbursement to States)</i>			
1. Personal services, field.....	\$39,757,237	\$37,677,023	\$38,996,120
2. Miscellaneous fee services:			
(a) Contract hospitalization.....	788,400	1,158,510	2,043,182
(b) Examinations, fee service, medical.....	259,650	338,500	349,249
(c) Examinations and treatments, fee service, dental.....	111,600	133,500	189,528
(d) Miscellaneous, fee services (operations, special nurses, attendants' fees, etc.).....	671,400	771,000	802,529
Total, project 2.....	1,831,050	2,401,510	3,384,488
3. Supplies and materials:			
(a) Stationery and office supplies.....	189,954	203,807	175,242
(b) Cleaning and toilet supplies.....	323,030	353,430	320,451
(c) Medical and hospital supplies.....	1,207,816	1,323,380	1,271,463
(d) Orthopedic and prosthetic supplies.....	411,192	449,790	408,806
(e) Fuel.....	896,392	981,870	891,675
(f) Wearing apparel and sewing supplies.....	294,731	323,490	294,246
(g) Forage and other supplies for animals.....	97,964	108,260	98,380
(h) Provisions.....	7,960,736	8,669,990	7,802,561
(i) Sundry supplies.....	250,220	276,450	251,236
(j) Motor-vehicle supplies.....	62,442	68,310	62,226
Total, project 3.....	11,691,477	12,758,777	11,576,286
4. Communication service:			
(a) Telegraph service.....	24,303	23,265	20,447
(b) Telephone service.....	181,517	178,515	171,414
(c) Other communication services.....	40,680	39,520	35,169
Total, project 4.....	246,500	241,300	227,030
5. Travel expenses:			
(a) Railroad fares and pullman.....	1,260,140	1,533,704	2,506,636
(b) Per diem.....	61,800	97,160	223,551
(c) Subsistence and lodging.....	250,380	300,456	309,260
(d) Reimbursement for loss of wages (U.S.C., Supp. VI, title 38, sec. 492).....			168,892
Total, project 5.....	1,572,320	1,931,320	3,208,339
6. Transportation of things (service):			
(a) Freight.....	1,018,820	1,052,910	957,435
(b) Parcel post.....	5,500	5,700	5,972
(c) Drayage.....	53,650	52,060	50,579
(d) Shipment of bodies.....	87,530	85,830	82,503
Total, project 6.....	1,165,500	1,196,500	1,096,489
7. Heat, light, power, water, and electricity (service).....	1,694,694	1,667,700	1,527,680
8. Rents:			
(a) Rental of office buildings, etc.....	291,611	384,422	700,803
(b) Rental of sound-picture apparatus and film service.....	143,341	158,300	159,063
Total, project 8.....	434,952	542,722	859,866
9. Repairs and alterations:			
(a) Repairs to buildings.....	3,269,500	4,000,000	4,285,000
(b) Repairs to furniture and equipment.....	133,000	132,000	122,119
(c) Maintenance and repair of motor vehicles.....	37,000	36,000	31,582
Total, project 9.....	3,439,500	4,168,000	4,438,701
10. Special and miscellaneous current expenses:			
(a) Laundry and towel services.....	100,000	101,200	102,242
(b) Special and miscellaneous items—elevator inspection, sanitation services, etc.....	125,500	127,863	123,316
Total, project 10.....	225,500	229,063	225,558
11. Reimbursement to States for veterans in State homes (U.S.C., title 24, sec. 134).....	600,000	600,000	722,000
12. Burial expenses.....	3,683,100	3,309,900	3,599,988
13. Equipment:			
(a) Motor vehicles.....	50,000	100,000	114,169
(b) Normal replacement of unserviceable articles.....	511,250	574,290	576,310
(c) Initial equipment for new hospitals and homes.....	155,000	200,000	434,752
(d) Recreational equipment and books and magazines.....	100,000	100,000	98,460
(e) Scientific equipment.....	200,000	225,000	257,238
(f) Farm equipment, etc.....	48,750	49,500	50,712
Total, project 13.....	1,065,000	1,248,790	1,531,641
Total, field service.....	67,447,596	67,972,605	71,394,186

Salaries and Expenses, Veterans' Administration—Continued.

By projects	Obligations		
	Estimate, 1935	Estimate, 1934	Actual, 1933
<i>Field service (hospitals, homes, combined facilities, regional offices, supply depots, and reimbursement to States)—Continued</i>			
14. Other Government departments:			
Add amounts transferred to:			
(a) War Department (hospitalization).....	\$351,312	\$351,312	\$2,425,273
(b) Navy Department (hospitalization and clerical assistance).....	8,280	8,280	5,058,077
(c) U.S. Public Health Service (hospitalization).....	131,250	99,312	1,121,917
(d) Interior Department (St. Elizabeths Hospital, Washington, D.C.).....	89,930	115,925	228,648
(e) Agriculture Department (food inspection).....	55,650	50,150	55,579
(f) Department of Justice (reassignment of litigation activities).....		665,400	
Deduct amounts transferred from:			
(g) War Department (Civilian Conservation Corps).....		—593,125	
Total, project 14.....	636,422	697,254	8,889,494
Total.....	76,649,907	77,564,614	89,875,085

National Industrial Recovery, Veterans' Administration—

By objects	Obligations		
	Estimate, 1935	Estimate, 1934	Actual, 1933
12 Repairs and alterations.....		+\$515,000	
31 Land and interests in land (sites).....		+66,750	
32 Structures and parts and nonstructural improvements to land.....		+1,283,250	
Received by allotment from Federal Emergency Administration of Public Works.....		—1,865,000	
BY ACTIVITIES OR PROJECTS			
Project 1. Corrections to sewage treatment plant, Veterans' Administration facility, Tuskegee, Ala.....		\$20,000	
2. Outside wiring repairs or replacements, Veterans' Administration facility, Augusta, Ga.....		10,000	
3. Stokers and boilers, Veterans' Administration facility, Knoxville, Iowa.....		30,000	
4. Refrigeration unit, Veterans' Administration facility, Danville, Ill.....		15,000	
5. Steam, water, and electric lines repair or replacements, Veterans' Administration facility, Danville, Ill.....		40,000	
6. Replace heating lines, Veterans' Administration facility, Jefferson Barracks, Mo.....		20,000	
7. Mechanical stokers, coal-dust burners, or oil burners, Veterans' Administration facility, Northampton, Mass.....		20,000	
8. Equipping boilers with stokers, Veterans' Administration facility, St. Cloud, Minn.....		20,000	
9. Installing new boilers, Veterans' Administration facility, Bronx, N.Y.....		80,000	
10. New sewage plant, new steam lines, Veterans' Administration facility, Bath, N.Y.....		60,000	
11. Replacing wood fire escapes with metal, replacing stoker equipment, Veterans' Administration facility, Dayton, Ohio.....		35,000	
12. Renew heating lines repairs or replacements, Veterans' Administration facility, Johnson City, Tenn.....		15,000	
13. Sewage plant (replacement), Veterans' Administration facility, West Los Angeles, Calif.....		40,000	
14. Sewage plant (replacement), Veterans' Administration facility, Marion, Ind.....		45,000	
15. Remodel warehouse and refrigeration plant, Veterans' Administration facility, Milwaukee, Wis.....		65,000	

National Industrial Recovery, Veterans' Administration—Contd.

By activities or projects	Obligations		
	Estimate, 1935	Estimate, 1934	Actual, 1933
Project 16. Acquisition of site and construction of Veterans' Administration hospital for neuropsychiatric patients, Roanoke, Va.-----		\$1,350,000	
Total-----		1,865,000	

Printing and Binding, Veterans' Administration—

For printing and binding for the Veterans' Administration, including all its bureaus and functions located in Washington, District of Columbia, and elsewhere, **[\$150,000] \$130,000: Provided, That the Administrator of Veterans' Affairs is authorized to utilize the printing and binding equipment which the various hospitals and homes of the Veterans' Administration use for occupational therapy purposes for the purpose of doing such printing and binding as may, in his judgment, be found advisable for the use of the Veterans' Administration, notwithstanding the provisions of section 87 of the Act entitled "An Act providing for the public printing and binding and the distribution of public documents", approved January 12, 1895, and section 11 of the Act making appropriations for the legislative, executive, and judicial expenses of the Government for the fiscal year ending June 30, 1920, and for other purposes, approved March 1, 1919 (U.S.C., title 44, sec. 111) (U.S.C., title 31, sec. 588; acts Mar. 20, 1922, 42 Stat., pp. 422-426; June 16, 1933, 48 Stat., p. 302).**

Estimate 1935, \$130,000

Appropriated 1934, \$150,000

By objects	Obligations		
	Estimate, 1935	Estimate, 1934	Actual, 1933
08 Printing and binding, engraving, lithographing, photographing, and typewriting (service) (job work)-----	\$130,000	\$145,000	\$114,605
Estimated savings and unobligated balance-----		5,000	35,395
Total estimate or appropriation-----	130,000	150,000	150,000
BY PROJECTS			
1. Annual report of the Administrator-----	968	968	2,117
2. Blank books-----	12,800	12,630	
3. Letterheads-----	8,000	10,000	8,452
4. Manual of Medical Examiners-----	145	145	274
5. Medical bulletin-----	1,008	1,008	2,173
6. Miscellaneous blank forms-----	101,048	114,218	97,559
7. Postal guides-----	241	241	241
8. Miscellaneous publications-----	5,790	5,790	3,789
Total-----	130,000	145,000	114,605

Pensions, Veterans' Administration—

Pensions: For the payment of pensions, gratuities, and allowances, now authorized under any Act of Congress, or regulation of the President based thereon, or which may hereafter be authorized, including emergency officers' retirement pay and annuities, the administration of which is now or may hereafter be placed in the Veterans' Administration, **[\$319,230,000] \$291,994,184, to be immediately available: Provided, That Navy pensions shall be paid from the income of the Navy pension fund, so far as the same shall be sufficient for that purpose (U.S.C., title 38, secs. 421-576; U.S.C., Supp. VI, title 8, secs. 422-537, 581-582; acts Mar. 20, 1933, 48 Stat., pp. 8-12; June 16, 1933, 48 Stat., p. 302).**

Estimate 1935, \$291,994,184

Appropriated 1934, \$319,230,000

By objects	Obligations		
	Estimate, 1935	Estimate, 1934	Actual, 1933
21 Pensions, retirement salaries, annuities, World War allowances, and insurance losses-----	\$291,994,184	\$295,470,983	\$550,080,689
Add in 1933 transfer to appropriation "Military and naval insurance"-----			+10,850,000
Net total obligations-----	291,994,184	295,470,983	560,930,689
Estimated savings and unobligated balances-----		+23,759,017	+21,169,311
Total estimate or appropriation-----	291,994,184	319,230,000	582,100,000

Pensions, Veterans' Administration—Continued.

By projects	Obligations		
	Estimate, 1935	Estimate, 1934	Actual, 1933
1. War of 1812-----	\$2,700	\$3,889	\$3,997
2. Mexican War-----	193,500	206,550	285,399
3. Civil War-----	68,707,071	71,552,060	98,311,572
4. Indian wars-----	4,131,089	3,858,692	4,717,539
5. Peace time prior to 1898-----	255,233	262,242	260,251
6. Spanish-American War-----	45,299,731	51,150,071	125,355,083
7. Peace time subsequent to 1898 (Regular Establishment)-----	7,737,230	9,269,144	6,133,879
8. World War dependents (death compensation)-----	34,549,538	34,145,915	35,531,016
9. Emergency officers' retirement pay-----	2,752,344	2,427,661	9,953,724
10. Disability compensation (service-connected disabilities)-----	116,462,724	114,013,475	184,503,084
11. Disability allowance (nonservice-connected cases)-----	11,903,024	8,592,284	85,016,145
Total-----	291,994,184	295,470,983	550,080,689

NOTE.—The total appropriation in 1933 represents a consolidation of two appropriations as follows: "Military and naval compensation, Veterans' Administration", \$356,250,000; "Army and Navy pensions, Veterans' Administration", \$225,850,000; total, \$582,100,000.

Military and Naval Insurance, Veterans' Administration—

For military and naval insurance accruing during the fiscal year **[1934] 1935 or in prior fiscal years, [\$123,000,000] \$112,300,000 (U.S.C., title 38, secs. 421-576; U.S.C., Supp. VI, title 38, secs. 511-518; acts Mar. 20, 1933, 48 Stat., p. 11; June 16, 1933, 48 Stat., p. 302).**

Estimate 1935, \$112,300,000

Appropriated 1934, \$123,000,000

By objects	Obligations		
	Estimate, 1935	Estimate, 1934	Actual, 1933
21 Pensions, retirement salaries, annuities, World War allowances, and insurance losses-----	\$112,300,000	\$114,750,000	\$119,211,393
Deduct amount of transfer from appropriation "Military and naval compensation, Veterans' Administration, 1933 and prior years"-----			-10,850,000
Net total obligations-----	112,300,000	114,750,000	108,361,393
Estimated savings and unobligated balances-----		8,250,000	8,638,607
Total estimate or appropriation-----	112,300,000	123,000,000	117,000,000
BY PROJECTS			
1. Lump-sum payments (payments to beneficiaries completed)-----	19,948,873	19,349,922	17,149,833
2. Installments death claims-----	77,297,311	79,022,551	80,942,459
3. Installments disability claims-----	7,620,114	7,904,161	8,046,197
4. Retroactive payments (litigation etc.)-----	3,047,267	3,585,089	7,778,072
5. Transfers to Government life insurance fund-----	4,348,828	4,847,170	5,138,047
6. Refunds (premiums)-----	37,607	41,107	156,785
Total-----	112,300,000	114,750,000	119,211,393

[That the Attorney General of the United States is hereby authorized to agree to a judgment to be rendered by the presiding judge of the United States court having jurisdiction of the case, pursuant to compromise approved by the Attorney General upon the recommendation of the United States Attorney charged with the defense, upon such terms and for such sums within the amount claimed to be payable, in any suit pending on March 20, 1933, and on the date of the enactment of this Act, brought under the provisions of the World War Veterans' Act, 1924, as amended, on a contract of yearly renewable term insurance, and the Administrator of Veterans' Affairs is hereby authorized and directed to make payments in accordance with any such judgment: Provided, That the Comptroller General of the United States is hereby authorized and directed to allow credit in the accounts of disbursing officers of the Veterans' Administration for all payments of insurance made in accordance with any such judgment: Provided further, That all such judgment shall constitute final settlement of the claim and no appeal therefrom shall be authorized] (act June 16, 1933, 48 Stat., p. 302).

Hospital and Domiciliary Facilities and Services, Veterans' Administration—

[Hospital and domiciliary facilities: For carrying out the provisions of the Act entitled "An Act to authorize an appropriation to provide additional hospital, domiciliary, and out-patient dispensary facilities for persons entitled to hospitalization under the

World War Veterans' Act, 1924, as amended, and for other purposes," approved March 4, 1931 (46 Stat., p. 1550), \$1,000,000, to remain available until expended] (acts June 21, 1930, 46 Stat., pp. 792-793; July 3, 1930, 46 Stat., p. 852; June 16, 1933, 48 Stat., pp. 302-303).

Appropriated 1934, \$1,000,000

By objects	Obligations		
	Estimate, 1935	Estimate, 1934	Actual, 1933
32 Structures and parts and nonstructural improvements to land (includes fixed equipment).....		+\$164, 211	+\$5, 931, 233
1933 appropriation obligated in 1932.....			+3, 305, 623
1933 unobligated balance available until expended.....		-3, 640, 144	+3, 640, 144
1934 unobligated balance available until expended.....		+4, 475, 933	
Total estimate or appropriation.....		1, 000, 000	12, 877, 000

Adjusted Service Certificate Appropriated Fund, Veterans' Administration—

Adjusted service certificate fund: For an amount necessary under the World War Adjusted Compensation Act (U.S.C., title 38, secs. 591-683; U.S.C., Supp. VI, title 38, secs. 612-682), to provide for the payment of the face value of each adjusted service certificate in twenty years from its date or on the prior death of the veteran, and to make loans to veterans and repayments to banks in accordance with section 507 of the Act, as amended (U.S.C., Supp. VI, title 38, secs. 642, 647, 650; Act July 21, 1932, 47 Stat., pp. 724-725), \$50,000,000, to become available July 1, 1933, and remain available until expended (U.S.C., title 38, secs. 591-683; U.S.C., Supp. VI, title 38, secs. 612-682; act June 16, 1933, 48 Stat., p. 303).

Estimate 1935, \$50,000,000

Appropriated 1934, \$50,000,000

By objects	Obligations		
	Estimate, 1935	Estimate, 1934	Actual, 1933
21 Pensions, retirement salaries, annuities, World War allowances, and insurance losses.....	\$50 000, 000	\$50, 000, 000	\$100, 000, 000
BY PROJECTS			
1. Loans secured by adjusted service certificates (net cash).....	29, 019, 315	45, 518, 778	71, 104, 637
2. Certificates matured by death.....	36, 831, 002	30, 749, 498	24, 621, 384
3. Redemption by banks.....	21, 221, 337	30, 000, 000	19, 057, 061
Total.....	87, 071, 694	106, 268, 276	114, 783, 082
1932 appropriation obligated in 1933.....			-108, 123, 052
1933 appropriation available for 1934.....		-93, 339, 70	+93, 339, 970
1934 appropriation available for 1935.....	-37, 071, 694	+37, 071, 694	
Total.....	50, 000, 000	50, 000, 000	100, 000, 000

[Such amount as may be necessary of the fund entitled "Recreation fund, Army," created by the War Department Appropriation Act, approved March 4, 1933, is hereby appropriated and made available for reimbursement to the Veterans' Administration for all expenses (including transportation to bona fide residence) incurred in connection with indigent veterans in attendance at the convention of the rank and file organization of World War Veterans held in Washington, District of Columbia, during the month of May, 1933, and the decision of the Administrator of Veterans' Affairs in connection with such expenditures shall be final and conclusive] (act June 16, 1933, 48 Stat., p. 303).

06 Travel expenses: Obligations—1933, \$71,889 (unobligated balance, \$28,111).

Adjusted Service and Dependent Pay, Veterans' Administration—

Adjusted service and dependent pay: For payment of adjusted service credits of not more than \$50 each and the quarterly installments due to dependents of deceased veterans, as provided in the Act of May 19, 1924, as amended (U.S.C., title 38, secs. 631-632, 663, 666; U.S.C., Supp. VI, title 38, secs. 661-662, 664-665, 667), [\$2,835,000] \$1,286,000, to be immediately available and to remain available until expended (U.S.C., title 38, secs. 591-683; U.S.C., Supp. VI, title 38, secs. 612-682; Public Resolution No. 3, 47 Stat., p. 2; act June 16, 1933, 48 Stat., p. 303).

Estimate 1935, \$1,286,000

Appropriated 1934, \$2,835,000

Adjusted Service and Dependent Pay, Veterans' Administration—Continued.

By objects	Obligations		
	Estimate, 1935	Estimate, 1934	Actual, 1933
21 Pensions, retirement salaries, annuities, World War allowances, and insurance losses.....	\$2, 006, 116	\$2, 112, 523	\$2, 252, 361
Prior appropriations obligated in 1933.....			-2, 250, 000
1934 appropriation obligated in 1933.....		+2, 361	-2, 361
Estimated 1934 appropriation available for obligation in 1935.....	-720, 116	+720, 116	
Total estimate or appropriation.....	1, 286, 000	2, 835, 000	
BY PROJECTS			
1. Cash payments.....	101, 268	97, 392	185, 549
2. Lump-sum payments (dependents of soldiers who died in service).....	77, 640	77, 880	114, 715
3. Dependents quarterly payments.....	1, 827, 208	1, 937, 251	1, 952, 097
Total.....	2, 006, 116	2, 112, 523	2, 252, 361

[Payments to beneficiaries of the Veterans' Administration who are now receiving reduced monthly benefits in order to effect recovery of amounts due the United States shall continue in such reduced amounts until June 30, 1933: *Provided*, That such payments are otherwise authorized: *Provided further*, That no disbursing officer shall be held liable for any payment made under the provisions of this section or for the uncollected balance of any overpayment involved] (act June 16, 1933, 48 Stat., p. 303).

Total, military services, [\$581,988,000] \$532,360,091.

Civil Service Retirement and Disability Appropriated Fund—

For financing of the liability of the United States, created by the Act entitled "An Act for the retirement of employees in the classified civil service, and for other purposes", approved May 22, 1920, and Acts amendatory thereof (U.S.C., Supp. VI, title 5, sec. 707a), \$20,850,000, which amount shall be placed to the credit of the "civil-service retirement and disability fund" (U.S.C., Supp. VI, title 5, sec. 707a; act June 16, 1933, 48 Stat., p. 303).

Estimate 1935, \$20,850,000

Appropriated 1934, \$20,850,000

50 Transfers to trust funds: Obligations—1935, \$20,850,000; 1934, \$20,850,000; 1933, \$20,850,000.

Total, Veterans' Administration, [\$602,838,000] \$553,210,091: *Provided*, That no part of this appropriation shall be expended for the purchase of oleomargarine or butter substitutes except for cooking purposes.

Annual appropriations, general fund:

Estimate 1935, \$553,210,091

Appropriated 1934, \$602,838,000

Trust funds:

Civil Service Retirement and Disability Fund—

Beginning as of July 1, 1926, there shall be deducted and withheld from the basic salary, pay, or compensation of each employee to whom this Act applies a sum equal to 3½ per centum of such employee's basic salary, pay, or compensation. The amount so deducted and withheld from the basic salary, pay, or compensation of each employee, shall, in accordance with such procedure as may be prescribed by the Comptroller General of the United States, be deposited in the Treasury of the United States to the credit of the "civil-service retirement and disability fund" created by the Act of May 22, 1920, and said fund is hereby appropriated for the payment of annuities, refunds, and allowances as provided in this Act. * * * (U.S.C., Supp. VI, title 5, sec. 700a).

By objects	Obligations		
	Estimate, 1935	Estimate, 1934	Actual, 1933
2120 Annuities, civil service retirement and disability fund.....	\$36, 000, 000	\$34, 500, 000	\$30, 048, 405
5325 Refunds, civil service retirement and disability fund.....	6, 000, 000	5, 500, 000	4, 789, 286
5042 Investments.....	30, 900, 000	22, 000, 000	26, 200, 000
Total.....	72, 900, 000	62, 000, 000	61, 037, 691

Canal Zone Retirement and Disability Fund—

Beginning July 1, 1931, there shall be deducted and withheld from the basic salary, pay, or compensation of each employee to whom this Act applies a sum equal to 5 per centum of such employee's basic salary, pay, or compensation. The amount so deducted and withheld from the basic salary, pay, or compensation of each employee shall be deposited with the Treasurer of the United States to the credit of a special fund to be known as the Canal Zone retirement and disability fund, in accordance with the procedure now or hereafter prescribed for covering into the United States Treasury the deductions from salaries under the Civil Service Retirement Act of May 22, 1920, as amended, and said fund is hereby appropriated for the payment of the annuities, refunds, and allowances as provided in this Act. * * * (act Mar. 2, 1931, 46 Stat., p. 1477).

By objects	Obligations		
	Estimate, 1935	Estimate, 1934	Actual, 1933
2120 Annuities, Canal Zone retirement and disability fund.....	\$365,000	\$350,000	\$308,746
5325 Refunds, Canal Zone retirement and disability fund.....	60,000	50,000	43,040
5042 Investments.....	175,000	175,000	186,800
Total.....	60,000	575,000	538,586

United States Government Life Insurance Fund, Veterans' Administration—

SEC. 17. That all premiums paid on account of insurance converted under the provisions of Title III hereof shall be deposited and covered into the Treasury to the credit of the United States Government life-insurance fund and shall be available for the payment of losses, dividends, refunds, and other benefits provided for under such insurance, including such liabilities as shall have been or shall hereafter be reduced to judgment in a district court of the United States or in the Supreme Court of the District of Columbia. Payments from this fund shall be made upon and in accordance with awards by the director.

The Bureau is authorized to set aside out of the fund so collected such reserve funds as may be required under accepted actuarial principles, to meet all liabilities under such insurance; and the Secretary of the Treasury is hereby authorized to invest and reinvest the said United States Government life-insurance fund or any part thereof, in interest-bearing obligations of the United States or bonds of the Federal farm-loan bank, and to sell said obligations of the United States or the bonds of the Federal farm-loan banks for the purposes of such fund (*U.S.C., title 38, secs. 511-518, 551-576; U.S.C., Supp. VI, title 38, secs. 511-516b*).

Estimate 1935, **\$68,040,000**Appropriated 1934, **\$70,890,000**

By objects	Obligations		
	Estimate, 1935	Estimate, 1934	Actual, 1933
21 Pensions, retirement salaries, annuities, World War allowances, and insurance losses.....	\$23,000,000	\$22,500,000	\$22,387,567
50 Investments (including working capital fund).....	45,040,000	45,990,000	46,478,550
Unobligated balance.....		2,400,000	2,798,883
Total.....	68,040,000	70,890,000	71,665,000

Total, Veterans' Administration, general and trust funds:

Estimate 1935, **\$621,250,091**Appropriated 1934, **\$673,728,000**

Total, Executive Office and independent establishments, exclusive of Farm Credit Administration:

Estimate 1935, **\$642,072,957**Appropriated 1934, **\$3,999,102,729**

Total, Executive Office and independent establishments, including Farm Credit Administration (see p. 191):

Estimate 1935, **\$644,462,623**Appropriated 1934, **\$4,042,002,729**

DEPARTMENT OF AGRICULTURE

Summary of estimates of appropriations for the fiscal year 1935 compared with appropriations for the fiscal year 1934

Classification of appropriations	ESTIMATES, 1935			APPROPRIATIONS, 1934		
	General fund	Special funds	Total	General fund	Special funds	Total
Annual.....	\$57,362,839	\$25,223	\$57,388,062	\$200,209,091		\$200,209,091
Permanent.....	837,592,100	688,500	838,280,600	7,291,571	\$1,335,000	8,626,571
Total.....	894,954,939	713,723	895,668,662	207,500,662	1,335,000	208,835,662
Trust and contributed funds.....		2,000,000	2,000,000			1,676,545
Total estimates and appropriations.....			897,668,662			210,512,207

OFFICE OF THE SECRETARY

Salaries, Office of Secretary of Agriculture—

For Secretary of Agriculture, *Under Secretary*, \$10,000, Assistant Secretary, and for other personal services in the District of Columbia, [including \$7,294 for extra labor and emergency employments,] and [for personal services in the field], elsewhere, [\$731,347] \$548,560: *Provided*, [That in addition thereto, this appropriation may be reimbursed for the cost of such additional employments as may be necessary for cleaning, in whole or in part, of buildings of the Department of Agriculture in the city of Washington from the appropriations made for the bureaus or offices for which such service is performed: *Provided further*, That in expending appropriations or portions of appropriations, contained in this Act, for the payment for personal services in the District of Columbia in accordance with the Classification Act of 1923, as amended, with the exception of the Assistant Secretary, the average of the salaries of the total number of persons under any grade in any bureau, office, or other appropriation unit shall not at any time exceed the average of the compensation rates specified for the grade by such Act as amended: *Provided further*, That this restriction shall not apply (1) to grades 1, 2, 3, and 4 of the clerical-mechanical service, or (2) to require the reduction in salary of any person whose compensation was fixed, as of July 1, 1924, in accordance with the rules of section 6 of such Act, (3) to require the reduction in salary of any person who is transferred from one position to another position in the same or different grade, in the same or different bureau, office, or other appropriation unit, (4) to prevent the payment of a salary under any grade at a rate higher than the maximum rate of the grade when such higher rate is permitted by the Classification Act of 1923 as amended, and is specifically authorized by other law, or (5) to reduce the compensation of any person in a grade in which only one position is allocated: *Provided further*,] That the Secretary of Agriculture is authorized to contract for stenographic reporting services, and the appropriations made in this Act shall be available for such purposes: *Provided further*, That the Secretary of Agriculture is authorized to expend from appropriations available for the purchase of lands not to exceed \$1 for each option to purchase any particular tract or tracts of land: *Provided further*, That not to exceed [\$23,600] \$20,000 of the appropriations available for salaries and expenses of officers and employees of the Department of Agriculture permanently stationed in foreign countries may be used for payment of allowances for living quarters, including heat, fuel, and light, as authorized by the Act approved June 26, 1930 (U.S.C., Supp. [V,] VI, title 5, sec. 118a), but not to exceed \$720 may be so used for any one person: *Provided further*, That no part of the funds appropriated by this Act shall be used for the payment of any officer or employee of the Department of Agriculture who, as such officer or employee, or on behalf of the department or any division, commission, or bureau thereof, issues, or causes to be issued, any prediction, oral or written, or forecast with respect to future prices of cotton or the trend of same (U.S.C., title 5, secs. 511-515; 661-673; U.S.C., Supp. VI, title 5, secs. 118a, 673, 673b; act Mar. 3, 1933, 47 Stat., pp. 1432-1433).

Estimate 1935, \$548,560

Appropriated 1934, \$731,347

Salaries, Office of the Secretary of Agriculture—Continued.

By objects	Obligations					
	Estimate, 1935		Estimate, 1934		Actual, 1933	
	Posi- tions	Av. salary	Posi- tions	Av. salary	Posi- tions	Av. salary
PERSONAL SERVICES, DEPARTMENTAL						
Clerical, administrative, and fiscal service:						
Grade 16. Secretary of Agriculture.....	1	\$15,000	1	\$15,000	1	\$15,000
Undersecretary of Agriculture.....	1	10,000				
Grade 15. Senior executive officer (assistant secretary).....	1	8,000	1	8,000	1	9,000
Grade 13. Principal administrative officer (assistant to Secretary; budget officer).....	2	5,800	2	5,800	2	6,000
Grade 12. Senior administrative officer (chief, division of operation and real estate officer; chief, division of purchase, sales, and traffic; disbursing clerk; assistant to Secretary; classification officer).....	5	4,480	5	4,480	5	4,760
Assistant chief accountant and auditor.....	1	4,600	1	4,600	1	4,600
Grade 11. Administrative officer.....	4	3,850	4	3,850	5	3,840
Assistant chief investigator.....	2	3,800	2	3,800	2	3,800
Grade 10. Junior administrative officer.....	1	3,500	1	3,500	3	3,500
Grade 9. Senior administrative assistant.....	3	3,400	3	3,400	3.2	3,346
Traffic manager.....	1	3,300	1	3,300	1	3,300
Grade 8. Administrative assistant.....	4	3,050	4	3,050	5	3,020
Grade 7. Junior administrative assistant.....	10	2,740	9	2,756	9	2,778
Senior transportation-rate and traffic auditor.....	2	2,600	2	2,600	2	2,600
Grade 6. Principal clerk.....	5	2,600	5	2,600	6	2,546
Grade 5. Senior clerk.....	17	2,247	16.1	2,262	19	2,253
Head stenographer.....	4	2,100	3	2,133	4	2,225
Senior clerk-stenographer.....	4	2,175	4	2,175	3	2,142
Senior investigating assistant.....	1	2,000	1	2,000	1	2,000
Grade 4. Clerk.....	18	1,987	18	1,987	19	1,980
Clerk-stenographer.....	5	1,872	5	1,872	7	1,903
Head operator.....	2	1,860	2	1,860	2	1,860
Transportation-rate and traffic clerk.....	1	1,800	1	1,800	1	1,800
Grade 3. Assistant clerk.....	24	1,720	23.1	1,724	26	1,715
Senior stenographer.....	9	1,687	9	1,687	11	1,691
Assistant clerk-stenographer.....	7	1,757	7	1,757	8	1,748
Senior operator.....	1	1,620	1	1,620	2	1,620
Head typist.....	1	1,740	1	1,740	1	1,740
Grade 2. Junior clerk.....	8	1,650	8	1,650	10	1,650
Junior clerk-typist.....	6	1,470	6	1,470	7	1,466
Senior typist.....	5	1,452	4	1,455	4	1,455
Junior operator.....	2	1,530	1	1,620	0.3	1,620
Junior clerk-stenographer.....	1	1,800	1	1,800	2	1,620
Grade 1. Underclerk.....	11	1,331	11	1,331	11	1,353
Underoperator.....	6	1,390	4.1	1,461	5.7	1,508
Junior typist.....					1	1,500
Professional service:						
Grade 8. Chief scientist (director).....	2	9,000	2	9,000	3	9,000
Chief attorney (solicitor).....	1	8,000	1	8,000	1	8,000
Grade 7. Special scientist (director; economic advisor).....	2	7,000	2	7,000	1	7,500
Grade 6. Principal attorney.....	3	5,800	3	5,800	3	5,800
Grade 5. Senior attorney.....	11	4,836	10	4,860	11	4,855
Grade 4. Consulting engineer.....	1	3,800				
Grade 3. Associate attorney.....	12	3,300	12	3,300	13	3,323
Subprofessional service:						
Grade 7. Principal library assistant.....	1	2,400	1	2,400	1	2,400
Grade 4. Nurse.....	1	1,680	1	1,680	0.5	1,680
Custodial service:						
Grade 9. Superintendent of motor transport.....	1	2,600				
Grade 7. Assistant chief guard.....			0.1	1,880	1	1,880

Salaries, Office of the Secretary of Agriculture—Continued.

By objects	Obligations					
	Estimate, 1935		Estimate, 1934		Actual, 1933	
	Posi- tions	Av. salary	Posi- tions	Av. salary	Posi- tions	Av. salary
PERSONAL SERVICES, DEPARTMENTAL—CON.						
Grade 6. Mechanic (automotive).....	3	\$1,980				
Grade 5. Principal guard.....			0.3	\$1,540	3	\$1,540
Foreman of laborers.....	1	1,500	1.1	1,730	1.7	1,612
Grade 4. Undermechanic.....	3	1,500				
Senior guard.....			0.2	1,410	2	1,350
Assistant foreman of laborers.....			0.1	1,320	1.6	1,467
Grade 3. Minor mechanic.....	11	1,402	1	1,200	1	1,200
Messenger.....	5	1,368	5	1,368	5	1,368
Senior laborer.....	2	1,350	1.4	1,270	7	1,286
Guard (watchman).....			11.7	1,236	81	1,239
Grade 2. Junior laborer.....	6	1,180	9.7	1,173	48	1,169
Assistant messenger.....	5	1,080	5	1,080	5	1,080
Junior laborer (charwoman, 3 hours per day).....			4.3	459	46.4	458
Junior laborer (charwoman, 4 hours per day).....			0.8	612	8.5	610
Junior laborer (charwoman, 6 hours per day).....			1.3	918	6.7	915
Grade 1. Junior messenger.....	3	600	3	600	4	600
Total permanent, departmental.....	(250)	618,440	244.3	582,741	446.6	824,027
Deduct lapses and administrative furloughs.....		22,307		23,104		50,393
Net permanent, departmental.....		596,133		559,637		773,634
Temporary employees, departmental.....		900		198		3,459
All personal services, departmental.....		597,033		559,835		777,093
Extra labor and emergency employments.....				2,034		7,294
PERSONAL SERVICES, FIELD						
Professional service:						
Grade 5. Senior attorney.....	6	4,667	6	4,667	6	4,667
Total permanent, field.....	6	28,000	6	28,000	6	28,000
Total, departmental and field.....		625,033		589,869		812,387
Deduct legislative reductions.....		160,951		87,780		78,425
		564,082		502,089		733,962
Deduct reimbursements received from other bureaus.....		15,522		4,665		35,575
01 Personal services (net).....		548,560		497,424		698,387
Transferred to Department of the Interior.....				117,598		
Net total obligations.....		548,560		615,022		698,387
Estimated savings and unobligated balances.....				116,325		123,160
Total estimate or appropriation.....		548,560		731,347		821,547
BY ACTIVITIES OR PROJECTS						
1. Secretary's office.....		32,652		30,609		28,839
2. Under Secretary's office.....		11,340				
3. Assistant Secretary's office.....		10,998		10,387		13,695
4. Office of Economic Advisor.....		7,650		7,225		3,344
5. Office of director of scientific work.....		10,620		10,030		10,620
6. Office of director of regulatory work.....						4,812
7. Office of director of extension work.....		8,100		7,650		8,100
8. Director of personnel and business ad- ministration:						
Office of director.....		19,314		18,241		19,300
Budget and finance section.....		15,084		14,246		14,944
Organization and classification section.....		10,872		8,313		13,173
Total, director of personnel and business administration.....		45,270		40,800		47,417
9. Office of accounts (office of the Secre- tary).....		43,398		41,132		46,505
10. Division of appointments.....		26,622		25,143		28,006
11. Division of purchase, sales, and traffic:						
Office of chief of division.....		8,226		7,769		8,225
Bid section.....		12,942		12,223		13,546
Traffic section.....		10,404		9,851		12,015
Perishable products section.....		1,404		2,091		2,214
Central supply section.....	(5)		(5)			21,111
Total, division of purchase, sales, and traffic.....		32,976		31,934		57,111
12. Division of accounts and disbursements:						
Office of chief of division.....		6,300		5,950		7,904
Cash and check section.....		27,882		26,478		29,385
Bookkeeping section.....		19,296		18,224		19,280
Examining section.....		3,906		3,908		6,695
Estimate and correspondence section.....		6,948		6,562		6,817
Total, division of accounts and disbursements.....		64,332		61,122		70,081

¹ Exclusive of \$1,552 legislative reductions in connection with reimbursements for motor transport service.

² Exclusive of \$700 legislative reductions in connection with reimbursements for building maintenance service.

³ Exclusive of \$2,541 legislative reductions in connection with reimbursements for building maintenance service.

⁴ Exclusive of \$16,339 estimated savings and unobligated balances under funds transferred to Department of the Interior.

⁵ Includes \$16,339 estimated savings and unobligated balances under funds transferred to Department of the Interior.

⁶ All salaries reimbursed from appropriations of organizations utilizing service.

Salaries, Office of the Secretary of Agriculture—Continued.

By objects	Obligations					
	Estimate, 1935		Estimate, 1934		Actual, 1933	
	Posi- tions	Av. salary	Posi- tions	Av. salary	Posi- tions	Av. salary
PERSONAL SERVICES, DEPARTMENTAL—CON.						
13. Office of the Solicitor:						
Office of Solicitor.....		\$16,335		\$15,428		\$17,300
Division of national forests, grain futures, cotton futures, grain standards, cotton standards, Fed- eral warehouse, excess wool prof- its, farm products inspection, produce agency, standard con- tainer, packers and stockyards, and perishable agricultural com- modities.....			41,238	29,767		36,188
Division of food and drugs, insecti- cides and fungicides, Federal seed, tea inspection, naval stores, virus- serum control, meat inspection, Federal import milk, Federal caustic poison, and compilation of laws.....			32,040	30,235		32,499
Division of animal and plant quar- antine, Federal-aid roads, 28-hour law, bee imports, and agricultural colleges and experiment stations.....			11,775	11,518		12,419
Division of wild-life conservation, claims, fiscal, personnel, leases, contracts, patents, and acquisi- tion of lands other than for na- tional forests.....		23,715		22,185		23,890
District law officers in field.....		25,200		23,800		25,199
Stenographic section.....		9,432		9,333		11,225
Mail and files section.....		6,966		6,579		6,815
Total, Office of the Solicitor.....		166,701		148,845		165,535
14. Division of operation:						
Office of chief of division.....		18,036		17,221		18,120
Consulting engineer.....		3,420				
Files section.....		20,772		19,448		20,316
Telegraph and telephone section.....		17,154		14,059		15,281
Motor transport section (net).....		714,254				
Property section.....		2,862		2,703		2,796
Post office.....		4,752		4,488		4,201
Guard force.....				14,624		102,168
Maintenance section (net).....				3,738		736,603
Labor force.....		6,651		6,266		14,837
Total division of operation.....		87,901		82,547		214,322
Total, salaries, office of the Secretary.....		548,560		497,424		698,387

⁷ Balance of cost reimbursed from appropriations of organizations utilizing service.

⁸ Exclusive of \$117,598 transferred to Department of the Interior.

Compensation, Mechanical Shops and Power Plant, Department of Agriculture—

For salaries and compensation of necessary employees in the mechanical shops and power plant of the Department of Agriculture, \$120,960: *Provided*, That such portion of this amount as may be necessary shall be available for transfer to the appropriation "Miscellaneous expenses, Department of Agriculture," for the purpose of that appropriation (U.S.C., title 5, sec. 543; act Mar. 3, 1933, 47 Stat., p. 1433).

Appropriated 1934, \$120,960

NOTE.—In 1934, \$86,856 was transferred to the Department of the Interior. For 1935 the remainder is included in the appropriation, "Salaries, Office of the Secretary," and "Miscellaneous Expenses."

By objects	Obligations					
	Estimate, 1935		Estimate, 1934		Actual, 1933	
	Posi- tions	Av. salary	Posi- tions	Av. salary	Posi- tions	Av. salary
PERSONAL SERVICES, DEPARTMENTAL						
Clerical, administrative, and fiscal service:						
Grade 10. Junior administrative officer.....		0.1 \$3,700		1	\$3,700	
Grade 8. Administrative assistant.....		0.1 3,400		1	3,400	
Grade 7. Junior administrative assistant.....		0.1 3,100		1	3,100	
Grade 5. Senior clerk.....		1.2 2,000		2	2,000	
Grade 4. Clerk.....		0.2 1,830		2	1,830	
Grade 3. Assistant clerk.....		0.2 1,620		2	1,620	
Grade 2. Junior stenographer.....		0.1 1,400		1	1,440	
Professional service:						
Grade 4. Consulting engineer.....			1	3,800		
Custodial service:						
Grade 10. Chief mechanical superin- tendent.....			0.1	2,800	1	2,800
Grade 9. Assistant mechanical superin- tendent.....			1.1	2,591	4	2,525
Grade 8. Principal mechanic.....			0.6	2,233	4	2,250
Grade 7. Senior mechanic.....			1.7	2,021	30	2,028
Grade 6. Mechanic.....			5	1,849	24	1,767
Grade 5. Junior mechanic.....			0.1	1,740	2	1,740
Grade 4. Under mechanic.....			4.1	1,497	21	1,474

Compensation, Mechanical Shops and Power Plant, Department of Agriculture—Continued.

By objects	Obligations					
	Estimate, 1935		Estimate, 1934		Actual, 1933	
	Posi- tions	Av. salary	Posi- tions	Av. salary	Posi- tions	Av. salary
PERSONAL SERVICES, DEPARTMENTAL—CON.						
Custodial service—Continued.						
Grade 3. Minor mechanic.....			10.2	\$1,423	14	\$1,419
Senior laborer.....			1.1	1,500	2	1,500
Grade 2. Subordinate mechanic.....			2.3	1,158	25	1,193
Junior laborer.....			0.7	1,174	7	1,174
Total permanent, departmental.....			30	52,553	144	243,050
Deduct lapses and administrative fur- loughs.....				1,384		12,660
Net permanent, departmental.....				51,169		230,390
Temporary employees, departmental.....				1,561		10,632
All personal services, departmental.....				52,730		241,022
Deduct legislative reductions.....				¹ 4,468		² 11,702
				48,262		229,320
Deduct reimbursements for work done for other bureaus.....				22,952		133,432
01 Personal services (net).....				25,310		95,888
Transferred to Department of the Interior.....				³ 86,856		
Net total obligations.....				112,166		95,888
Estimated savings and unobligated bal- ances.....				⁴ 8,794		29,112
Total estimate or appropriation.....				120,960		125,000
BY ACTIVITIES OR PROJECTS						
1. Office of mechanical superintendent.....				435		3,729
2. Consulting engineer.....				3,230		
3. Cost accounting section.....				154		1,315
4. Storehouse.....				130		1,119
5. Carpenter shop.....				652		5,573
6. Plumbing and sheet metal shop.....				701		5,980
7. Electrical shop.....				842		7,195
8. Machine shop.....				63		555
9. Paint shop.....				287		2,455
10. Rubber stamp shop.....				28		229
11. Awning repair shop.....				168		1,427
12. Typewriter repair shop.....				46		387
13. Motor transport service.....				13,065		11,985
14. Elevator operation.....				2,649		27,366
15. Power plant.....				2,860		26,573
Total.....				⁵ 25,310		95,888

¹ Exclusive of \$3,442 legislative reductions in connection with reimbursements for work done for other bureaus.

² Exclusive of \$12,985 legislative reductions in connection with reimbursements for work done for other bureaus.

³ Exclusive of \$6,819 estimated savings and unobligated balances under funds transferred to Department of the Interior.

⁴ Includes \$6,819 estimated savings and unobligated balances under funds transferred to Department of the Interior.

⁵ Exclusive of \$86,856 transferred to Department of the Interior.

Miscellaneous Expenses, Department of Agriculture—

For stationery, blank books, twine, paper, gum, dry goods, soap, brushes, brooms, mats, oils, paints, glass, lumber, hardware, ice, [fuel, water and gas pipes, heating apparatus,] furniture, carpets, and matting; for [lights,] freight, express charges, advertising and press clippings, telegraphing, telephoning, postage, washing towels [, and necessary repairs and improvements to buildings and heating apparatus]; for the maintenance, repair, and operation of not to exceed three (including one for the Secretary of Agriculture, one for general utility needs of the entire department and one for the Forest Service) and purchase and exchange of one motor-propelled passenger-carrying vehicle at a net cost of not to exceed \$3,000, and one motor cycle for official purposes only; for the payment of the Department of Agriculture's proportionate share of the expense of the dispatch agent in New York; for official traveling expenses, including examination of estimates for appropriations in the field for any bureau, office, or service of the department; and for other miscellaneous supplies and expenses not otherwise provided for and necessary for the practical and efficient work of the department, which are authorized by such officer as the Secretary may designate, [\$267,254] \$115,048: *Provided*, That the Secretary of Agriculture during the fiscal year [1934] 1935, may maintain stocks of stationery, supplies, equipment, and miscellaneous materials sufficient to meet, in whole or in part, requirements of the bureaus and offices of the department in the city of Washington and elsewhere, but not to exceed in the aggregate \$200,000 in value at the close of the fiscal year, and the appropria-

tions made for such bureaus and offices for such stocks [and for toilet-room supplies and materials and equipment used to clean, in whole or in part, the buildings occupied by the department in the city of Washington] shall be available to reimburse the appropriation for miscellaneous expenses current at the time supplies are issued: *Provided further*, That the appropriations made hereunder shall be available for the payment of salaries of employees engaged in purchasing, storing, handling, packing, or shipping of supplies and blank forms and the amount of such salaries shall be charged proportionately as a part of the cost of supplies issued and in the case of blank forms and supplies not purchased from this appropriation the amount of such salaries shall be charged proportionately to the proper appropriation: *Provided further*, That the facilities of the central storehouse of the department shall to the fullest extent practicable be used to make unnecessary the maintenance of separate bureau storehouse activities in the department: *Provided further*, That a separate schedule of expenditures, transfers of funds, or other transactions hereunder shall be included in the annual Budget (U.S.C., title 5, secs. 104, 542; act Mar. 3, 1933, 47 Stat., p. 1433).

Estimate 1935, \$115,048

Appropriated 1934, \$267,254

By objects	Obligations					
	Estimate, 1935		Estimate, 1934		Actual, 1933	
	Posi- tions	Av. salary	Posi- tions	Av. salary	Posi- tions	Av. salary
PERSONAL SERVICES, DEPARTMENTAL						
Clerical, administrative, and fiscal service:						
Grade 9. Senior administrative assistant (chief, central supply section).....	1	\$3,200	1	\$3,200		
Grade 5. Senior clerk.....	1	2,100	1	2,100		
Grade 4. Clerk.....	1	1,800	1	1,800		
Grade 3. Assistant clerk.....	2	1,650	2	1,650		
Assistant clerk-stenographer.....	1	1,680	1	1,680		
Grade 2. Junior clerk.....	1	1,440	1	1,440		
Junior clerk-typist.....	1	1,440	1	1,440		
Custodial service:						
Grade 4. Assistant foreman of laborers.....	1	1,500	1	1,500		
Grade 3. Senior laborer.....	4	1,230	4	1,230		
Grade 2. Junior laborer.....	3	1,180	3	1,180		
Total permanent, departmental.....	16	24,920	16	24,920		
Deduct lapses and administrative furloughs.....		480		480		
Net permanent, departmental.....		24,440		24,440		
Temporary employees, departmental.....		2,400		2,400		
All personal services, departmental.....		26,840		26,840		
Deduct legislative reductions.....		¹ 2,684		² 4,026		
Total cash paid, salaries and wages.....		24,156		22,814		
Deduct amount included in objects below.....		1,579		1,491		
01 Personal services (net).....		22,577		21,323		
OTHER OBLIGATIONS						
Supplies and materials:						
0200 Stationery and office supplies.....		9,500		10,000		\$6,813
0220 Scientific and educational supplies.....		2,500		2,500		1,577
0230 Fuel (including gas).....		2,300		4,000		35,241
0280 Sundry supplies.....		3,200		3,200		2,792
02 Total supplies and materials.....		17,500		19,700		46,423
Communication service:						
0500 Telegraph service.....		500		500		458
0510 Telephone service.....		6,500		7,000		5,331
0520 Other communication service.....		4,000		4,200		2,587
05 Total communication service.....		11,000		11,700		8,376
Travel expenses:						
0615 Transportation.....		12,500		12,500		1,828
0616 Subsistence.....		4,000		4,000		649
06 Total travel expenses.....		16,500		16,500		2,477
Transportation of things (including parcel postage).....		15,000		30,000		1,961
10 Furnishing of heat, light, power, water, and electricity.....				3,600		33,715
11 Rent of buildings and structures.....				17,300		
12 Repairs and alterations.....		19,348		13,027		21,266
13 Special and miscellaneous current ex- penses.....		5,000		5,000		3,095
Equipment:						
3000 Passenger-carrying vehicles.....		2,850				809
3010 Furniture, furnishings, and fix- tures.....		17,000		29,100		21,706
3050 Other equipment.....		10,250		10,250		8,506
30 Total equipment.....		30,100		39,350		31,021

¹ Includes \$2,509 legislative reductions in connection with reimbursements from other bureaus.

² Includes \$3,763 legislative reductions in connection with reimbursements from other bureaus.

Miscellaneous Expenses, Department of Agriculture—Continued.

By objects	Obligations		
	Estimate, 1935	Estimate, 1934	Actual, 1933
OTHER OBLIGATIONS—continued			
32 Structures and parts and nonstructural improvements to land.....			\$412
33 Stores purchased for resale.....	\$300,000	\$330,000	189,000
Total other obligations.....	414,448	486,177	337,746
Grand total obligations.....	437,025	507,500	337,746
Deduct reimbursements from other bureaus	1-322,577	2-351,323	-200,222
Transferred to—			
Department of the Interior.....		+110,477	
Department of State.....	+600	+600	+600
Net total obligations.....	115,048	267,254	138,124
Estimated savings and unobligated balances.....			51,876
Total estimate or appropriation.....	115,048	267,254	190,000
By ACTIVITIES OR PROJECTS			
1. Miscellaneous expenses, Department of Agriculture.....	\$ 114,448	\$ 156,177	\$ 137,524

¹ Exclusive of \$2,599 legislative reductions in connection with reimbursements from other bureaus.

² Exclusive of \$3,763 legislative reductions in connection with reimbursements from other bureaus.

³ Exclusive of \$600 transferred to Department of State.

⁴ Exclusive of \$110,477 transferred to Department of the Interior and \$600 transferred to Department of State.

Statement of proposed expenditures from the appropriation for miscellaneous expenses, Department of Agriculture, for the fiscal year ending June 30, 1935, for the maintenance, repair, and operation of motor-propelled passenger-carrying vehicles, as required by section 5 of the act of July 16, 1914 (U.S.C., title 5, sec. 78)

	For maintenance, repair, and operation			Public purposes for which intended	Officials and employees by whom used
	Number	Description	Amount		
Secretary's office.....	3	Automobile.....	\$1,000	Personal transportation on official business.	Secretary of Agriculture, Forester, and other assistants, Washington, D.C.
Do.....	1	Motorcycle.....	50	do.....	Messenger.

Rent of Buildings, Department of Agriculture—

For rent of buildings and parts of buildings in the District of Columbia, for use of the various bureaus, divisions, and offices of the Department of Agriculture, **[\$45,000] \$63,000** [in addition to which the Secretary of Agriculture, if found necessary, may enter into leases not to exceed \$35,000: *Provided*, That only such part of this sum shall be available to pay rent for space which can not be furnished by the Public Buildings Commission in Government buildings located in the District of Columbia.] (U.S.C., title 40, sec. 34; act Mar. 3, 1933, 47 Stat., p. 1434).

Estimate 1935, **\$63,000**

Appropriated 1934, **\$45,000**

By objects	Obligations		
	Estimate, 1935	Estimate, 1934	Actual, 1933
1100 Rent of buildings and structures.....	\$63,000	\$45,000	\$69,546
Estimated savings and unobligated balances.....			454
Total estimate or appropriation.....	63,000	45,000	70,000
By ACTIVITIES OR PROJECTS			
1. Rent of buildings in the District of Columbia.....	63,000	45,000	70,000

¹ Exclusive of \$17,300 to be paid from appropriation "Miscellaneous expenses, Department of Agriculture."

Total, Office of the Secretary, **[\$1,164,561] \$726,608.**

Annual appropriations, general fund:

Estimate 1935, **\$726,608**

Appropriated 1934, **\$1,164,561**

National Industrial Recovery, Agriculture—

By objects	Obligations		
	Estimate, 1935	Estimate, 1934	Actual, 1933
<i>Building repairs and improvements in Washington, D.C.</i>			
3220 Nonstructural improvements.....		\$2,692	
Balance of allotment to be transferred to Department of the Interior, effective as of Nov. 1, 1933.....		338,108	
Total allotment.....		340,800	
Received by transfer from Federal Emergency Administration of Public Works.....		-340,800	

OFFICE OF INFORMATION

Salaries and Expenses, Office of Information—

For necessary expenses in connection with the publication, indexing, illustration, and distribution of bulletins, documents, and reports, including labor-saving machinery and supplies, envelopes, stationery and materials, office furniture and fixtures, photographic equipment and materials, artists' tools and supplies, telephone and telegraph service, freight and express charges; purchase and maintenance of bicycles; purchase of manuscripts; traveling expenses; electrotypes, illustrations, and other expenses not otherwise provided for, **[\$376,287] \$323,641**, of which not to exceed **[\$352,444] \$308,394** may be used for personal services in the District of Columbia (U.S.C., title 5, secs. 511, 512; act Mar. 3, 1933, 47 Stat., p. 1434).

Estimate 1935, **\$323,641**

Appropriated 1934, **\$376,287**

By objects	Obligations					
	Estimate, 1935		Estimate, 1934		Actual, 1933	
	Posi- tions	Av. salary	Posi- tions	Av. salary	Posi- tions	Av. salary
PERSONAL SERVICES, DEPARTMENTAL						
Professional service:						
Grade 7. Special scientist (director of information).....	1	\$7,000	1	\$7,000	1	\$7,000
Grade 6. Chief scientist (assistant director of information).....	1	5,600	0.5	5,600		
Chief educationist (chief, radio service).....	1	5,600	1	5,600	1	5,600
Grade 5. Senior scientist (editor, scientific publications).....	1	4,600	1	4,600	1	4,600
Grade 4. Economic analyst.....	1	4,200	1	4,200	1	4,200
Grade 3. Scientific editor.....	1	3,200	1	3,200	1	3,200
Subprofessional service:						
Grade 6. Senior scientific illustrator.....	5	2,100	7	2,086	7	2,086
Senior library assistant.....	1	2,200	1	2,200	1	2,200
Grade 3. Junior scientific illustrator.....	1	1,560	1	1,560	1	1,560
Clerical, administrative, and fiscal service:						
Grade 13. Executive officer (chief of publications).....	1	5,600	1	5,600	1	5,600
Grade 12. Senior administrative officer (chief, press service).....	1	5,000	1	5,000	1	5,000
Special agricultural writer.....	1	5,000	1	5,000	1	5,000
Grade 11. Administrative officer (assistant chief of publications).....	1	4,400	1	4,400	1	4,400
Grade 10. Junior administrative officer.....	2	3,500	2	3,500	2	3,500
Senior editor.....	1	3,900	1	3,900	1	3,900
Grade 9. Senior administrative officer.....	1	3,500	1	3,500	1	3,500
Grade 8. Administrative assistant.....	3	3,100	3	3,100	3	3,100
Associate editor.....	1	3,000	2	3,100	2	3,100
Agricultural writer.....	7	3,015	7	3,015	7	3,015
Grade 7. Assistant editor.....	4	2,750	5	2,780	5	2,780
Junior administrative assistant.....	3	2,900	3	2,900	4	2,900
Chief photographer.....	1	3,000	1	3,000	1	3,000
Grade 6. Principal clerk-stenographer.....	1	2,900	1	2,900	1	2,900
Principal clerk.....	3	2,467	3	2,467	3	2,467
Grade 5. Senior clerk.....	6	2,233	6	2,233	6	2,233
Senior photographer.....	9	2,167	9	2,167	9	2,167
Senior operator.....	1	2,200	1	2,200	1	2,200
Grade 4. Clerk-stenographer.....	4	1,875	4	1,875	4	1,875
Clerk.....	6	1,950	9	1,913	9	1,913
Head operator.....	2	2,100	2	2,100	2	2,100
Grade 3. Assistant clerk-stenographer.....	5	1,680	5	1,680	5	1,680
Assistant clerk.....	14	1,684	19	1,705	19	1,705
Senior operator.....	1	1,620	1	1,620	1	1,620
Grade 2. Junior stenographer.....	15	1,504	1	1,500	1	1,500
Junior clerk.....	2	1,560	21	1,520	21	1,520
Junior clerk-typist.....	2	1,560	2	1,560	2	1,560
Senior typist.....	5	1,440	5	1,440	5	1,440
Junior photographer.....	1	1,500	1	1,500	1	1,500
Grade 1. Junior operator.....	13	1,528	14	1,522	14	1,522
Under clerk.....	6	1,411	7	1,396	7	1,396
Under photographer.....	1	1,380	1	1,380	1	1,380
Under operator.....	13	1,435	15	1,436	15	1,436
Junior typist.....			1	1,260	1	1,260
Custodial service:						
Grade 7. Monotype casterman-repairman.....	1	1,860	1	1,860	1	1,860
Grade 6. Mechanic.....	1	1,800	1	1,800	1	1,800
Monotype casterman-assistant repairman.....	1	1,800	1	1,800	1	1,800
Monotype keyboard operator.....	2	1,740	2	1,800	2	1,800

Salaries and Expenses, Office of Information—Continued.

By objects	Obligations					
	Estimate, 1935		Estimate, 1934		Actual, 1933	
	Posi- tions	Av. salary	Posi- tions	Av. salary	Posi- tions	Av. salary
PERSONAL SERVICES, DEPARTMENTAL—CON.						
Custodial service—Continued.						
Grade 5. Monotype casterman	1	\$1,740	1	\$1,740	1	\$1,740
Grade 3. Messenger	1	1,380	1	1,380	1	1,380
Senior laborer	4	1,350	4	1,350	4	1,350
Grade 2. Assistant messenger	4	1,140	4	1,140	4	1,140
Junior laborer	1	1,320	1	1,320	1	1,320
Grade 1. Junior messenger	1	600	1	600	1	600
Total permanent, departmental	162	338,800	188.5	383,660	189	383,760
Deduct lapses and administrative furloughs		1,000		45,800		16,287
Net permanent, departmental		337,800		337,860		367,473
Temporary employees, departmental		1,000		1,000		2,957
All personal services, departmental		338,800		338,860		370,430
PERSONAL SERVICES, FIELD						
Professional service:						
Grade 4. Educationist	1	3,800	1	3,800	1	3,800
Total, departmental and field		342,660		342,660		374,230
Deduct legislative reductions		34,266		51,407		38,421
01 Personal services (net)		308,394		291,253		335,809
OTHER OBLIGATIONS						
Supplies and materials:						
0200 Stationery and office supplies		2,500		2,500		2,988
0220 Scientific and educational supplies		200		200		220
0280 Sundry supplies		80		80		94
02 Total supplies and materials		2,780		2,780		3,302
Communication service:						
0500 Telegraph		50		50		49
0510 Telephone service		1,500		1,500		1,536
05 Total communication services		1,550		1,550		1,585
Travel expenses:						
0615 Transportation		300		300		297
0616 Subsistence		100		100		106
06 Total travel expenses		400		400		403
07 Transportation of things		3,000		3,000		3,205
08 Photographing and photographs and prints		5		5		5
11 Rents		50		50		51
12 Repairs and alterations		3,987		3,987		4,945
Equipment:						
3010 Furniture, furnishings, and fixtures		2,275		2,275		2,285
3020 Educational and scientific equipment		690		690		692
3050 Other equipment		510		510		565
30 Total equipment		3,475		3,475		3,542
Total other obligations		15,247		15,247		17,038
Grand total obligations		323,641		306,500		352,847
Estimated savings and unobligated balances				69,787		57,953
Total estimate or appropriation		323,641		376,287		410,800
BY ACTIVITIES OR PROJECTS						
1. Office of director		22,830		20,035		22,324
2. Personnel and business administration		9,811		9,106		7,909
3. Mail and files		15,521		14,693		16,597
4. Publications:						
Management		17,346		16,549		17,375
Editorial		17,000		16,060		19,611
Indexing		9,444		8,921		9,422
Illustrations		17,428		16,482		21,909
Photographic		29,878		28,357		30,203
Printing		10,986		10,383		10,999
Mailing lists		8,398		7,937		11,243
Distribution		37,226		35,561		45,270
Addressing, duplicating, and mailing		73,472		69,745		77,560
5. Press service		28,705		27,472		36,617
6. Radio service		25,596		25,199		25,808
Total		323,641		306,500		352,847

PRINTING AND BINDING

Printing and Binding, Department of Agriculture—

For all printing and binding for the Department of Agriculture, including all of its bureaus, offices, institutions, and services located

in Washington, District of Columbia, and elsewhere, **[\$850,000]** \$610,466, including the purchase of reprints of scientific and technical articles published in periodicals and journals; printing the proceedings of the Twelfth International Veterinary Congress to be held in the United States during the fiscal year 1935, not to exceed \$11,000; the Annual Report of the Secretary of Agriculture, as required by the Act approved January 12, 1895 (U.S.C., title 44, secs. 111, 212-220, 222, 241, 244, 257), and in pursuance of the Joint Resolution Numbered 13, approved March 30, 1906 (U.S.C., title 44, secs. 214, 224), and also including not to exceed \$250,000 for farmers' bulletins, which shall be adapted to the interests of the people of the different sections of the country, an equal proportion of four-fifths of which shall be delivered to or sent out under the addressed franks furnished by the Senators, Representatives, and Delegates in Congress, as they shall direct, but not including work done at the field printing plants of the Weather Bureau and the Forest Service authorized by the Joint Committee on Printing, in accordance with the Act approved March 1, 1919 (U.S.C., title 44, secs. 111, 220) (U.S.C., title 44, secs. 111, 212-220, 222, 224, 241, 244, 257; act Mar. 3, 1933, 47 Stat., p. 1434).

Estimate 1935, **\$610,466**Appropriated 1934, **\$850,000**

By objects	Obligations		
	Estimate, 1935	Estimate, 1934	Actual, 1933
0800 Publications and binding	\$405,466	\$405,466	\$437,372
0810 Lithographing	39,000	39,000	59,759
02011 Printed forms and letterheads	166,000	166,000	163,703
Total obligations	610,466	610,466	660,834
Estimated savings		239,534	264,166
Total estimate or appropriation	610,466	850,000	925,000
BY PROJECTS			
Administrative job work and binding:			
1. Binding	26,000	26,000	30,428
2. Emergency field printing	2,000	2,000	1,364
3. Job work	159,000	159,000	157,631
4. Letterheads	5,000	5,000	4,708
Administrative reports, periodicals, and publications:			
5. Agricultural situation	3,300	3,300	2,797
6. Annual reports	9,500	9,500	9,504
7. Climatological data	18,000	18,000	24,656
8. Congressional documents	2,800	2,800	3,033
9. Crops and markets	28,000	28,000	27,614
10. Experiment station record	17,000	17,000	15,201
11. Extension service review	5,500	5,500	2,691
12. Farmers' bulletin lists	4,000	4,000	3,035
13. Forest folders	6,700	6,700	6,796
14. Forest worker	1,500	1,500	1,515
15. Indexes	1,500	1,500	1,230
16. Inventories of seeds and plants imported	2,000	2,000	2,184
17. Journal of Agricultural Research	5,750	5,750	4,586
18. Monthly List of Publications	900	900	445
19. Monthly Weather Review	8,750	8,750	6,644
20. Monthly Weather Review separates	1,500	1,500	9,640
21. Official Record	466	466	5,249
22. Service and regulatory announcements	15,000	15,000	13,455
23. Unnumbered publications	14,500	14,500	16,000
24. Yearbook of Agriculture	15,000	15,000	15,445
Research and technical publications:			
25. Atlas of American Agriculture	5,000	5,000	24,424
26. Circulars	14,500	14,500	14,218
27. Experiment station bulletins and reports	1,700	1,700	1,946
28. Journal of agricultural research separates	16,000	16,000	15,894
29. Reprints and revisions of former series	1,500	1,500	1,621
30. Soil surveys	40,000	40,000	50,648
31. Statistical bulletins	9,000	9,000	9,026
32. Technical bulletins	28,000	28,000	24,416
Popular publications:			
33. Clip sheet	3,100	3,100	3,206
34. Farmers' bulletins (new)	7,300	7,300	7,389
35. Farmers' bulletins (reprints and revisions)	101,500	101,500	112,733
36. Leaflets (new)	1,500	1,500	1,331
37. Leaflets (reprints and revisions)	4,700	4,700	4,863
38. Miscellaneous publications	20,000	20,000	20,585
39. Posters	1,000	1,000	218
40. Yearbook separates	2,000	2,000	2,465
Total	610,466	610,466	660,834

Total, Office of Information, **[\$1,226,287]** \$934,107.

Annual appropriations, general fund:

Estimate 1935, **\$934,107**Appropriated 1934, **\$1,226,287**

LIBRARY, DEPARTMENT OF AGRICULTURE

Salaries and Expenses, Library, Department of Agriculture—

Salaries and expenses: For purchase and exchange of books of reference, law books, technical and scientific books, periodicals, and for expenses incurred in completing imperfect series; not to exceed \$1,200 for newspapers, and when authorized by the Secretary of Agriculture for dues for library membership in societies or associations which issue publications to members only or at a price to members lower than to subscribers who are not members; for salaries in the city of Washington and elsewhere; for official traveling expenses, and for library fixtures, library cards, supplies, and for all other necessary expenses, **[\$100,223]** \$87,812, of which amount not to exceed **[\$64,998]** \$63,738 may be expended for personal services in the District of Columbia (U.S.C., title 5, secs. 511, 512; act Mar. 3, 1933, 47 Stat., p. 1434).

Annual appropriation, general fund:

Estimate 1935, **\$87,812**

Appropriated 1934, **\$100,223**

By objects	Obligations					
	Estimate, 1935		Estimate, 1934		Actual, 1933	
PERSONAL SERVICES, DEPARTMENTAL	Posi- tions	Av. salary	Posi- tions	Av. salary	Posi- tions	Av. salary
Professional service:						
Grade 5. Senior librarian.....	1	\$4,600	1	\$4,600	1	\$4,600
Grade 3. Associate librarian— Assistant Librarian of the De- partment.....	1	3,600	1	3,600	1	3,600
Chief, catalog division.....	1	3,300	1	3,300	1	3,300
Chief, periodical division.....	1	3,300	1	3,300	1	3,300
Grade 2. Assistant librarian— Assistant chief, catalog di- vision.....	1	2,700	1	2,700	1	2,700
Assistant chief, periodical di- vision.....	1	2,700	1	2,700	1	2,700
Assistant reference librarian.....	1	2,700	1	2,700	1	2,700
Grade 1. Junior librarian— Assistant in charge of loan desk.....	1	2,600	1	2,600	1	2,600
Cataloger.....	6	2,133	6	2,133	6	2,133
Bibliographical assistant.....	1	2,200	1	2,200	1	2,200
Subprofessional service:						
Grade 5. Library assistant.....	2.5	1,824	2.5	1,824	1.9	1,871
Grade 4. Junior, library assistant.....	3	1,640	3	1,640	3	1,640
Grade 3. Under library assistant.....	3	1,500	3	1,500	3	1,496
Grade 2. Minor library assistant.....	2	1,260	2	1,260	2	1,275
Grade 1. Library aid.....	1	1,020	1	1,020	0.9	1,020
Clerical, administrative, and fiscal service:						
Grade 5. Senior clerk (in charge, business office).....	1	2,600	1	2,600	1	2,600
Grade 4. Clerk (library accountant).....	1	2,160	1	2,160	1	2,160
Grade 3. Assistant clerk-stenographer.....	2	1,620	2	1,620	2	1,620
Grade 1. Underclerk.....	1	1,260	1	1,260	1	1,260
Custodial service:						
Grade 3. Messenger.....	1	1,200	1	1,200	1	1,200
Grade 2. Assistant messenger.....	2	1,080	2	1,080	1.9	1,113
Grade 1. Junior messenger.....	0.5	600	0.5	600	0.6	600
Total permanent, departmental.....	35	70,820	35	70,820	34.3	70,173
Deduct lapses and administrative furloughs.....				200		454
Net permanent, departmental.....		70,820		70,620		69,719
Deduct legislative reductions.....		7,082		10,593		7,290
01 Personal services (net).....		63,738		60,027		62,429
OTHER OBLIGATIONS						
02 Supplies and materials.....		1,800		1,800		1,541
05 Communication service.....		250		250		258
06 Travel expense.....		100		100		
07 Transportation of things (service).....		150		150		129
12 Repairs and alterations.....		750		750		3,223
13 Special and miscellaneous current ex- penses.....				498		4,600
30 Equipment.....		21,024		19,874		26,171
Total other obligations.....		24,074		23,422		35,922
Grand total obligations.....		87,812		83,449		98,351
Transferred to Department of the Interior.....				+4,102		
Net total obligations.....		87,812		87,551		98,351
Estimated savings and unobligated balances.....				12,672		7,749
Total estimate or appropriation.....		87,812		100,223		106,100
BY ACTIVITIES OR PROJECTS						
1. Administrative and business service.....		15,024		14,829		24,192
2. Acquisition of publications by purchase, gift, and exchange, and preparation of material for binding.....		40,586		39,509		42,060
3. Classifying, cataloging, and indexing of publications.....		16,596		15,722		16,656
4. Use of the library (readers' division).....		15,606		14,739		15,443
Total.....		87,812		84,799		98,351

OFFICE OF EXPERIMENT STATIONS

Payments to States and Territories for Agricultural Experiment Stations—

To carry into effect the provisions of an Act approved March 2, 1887 (U.S.C., title 7, secs. 362, 363, 365, 368, 377-379), entitled "An Act to establish agricultural experiment stations in connection with the colleges established in the several States under the provisions of an Act approved July 2, 1862 (U.S.C., title 7, secs. 301-308), and of the Acts supplementary thereto," the sums apportioned to the several States, to be paid quarterly, in advance, **[\$720,000]** \$540,000 (U.S.C., title 7, secs. 301-308, 362, 365, 368, 377-379; act Mar. 3, 1933, 47 Stat., p. 1435).

Est. 1935, \$540,000

App. 1934, \$720,000

22 Grants, subsidies, and contributions: Obligations—1935, \$540,000; 1934, \$720,000; 1933, \$720,000 (Hatch Act (Mar. 2, 1887), and Executive Order No. 6166, June 10, 1933).

To carry into effect the provisions of an Act approved March 16, 1906 (U.S.C., title 7, sec. 369), entitled "An Act to provide for an increased annual appropriation for agricultural experiment stations and regulating the expenditure thereof," and Acts supplementary thereto, the sums apportioned to the several States to be paid quarterly in advance, **[\$720,000]**, \$540,000 (U.S.C., title 7, sec. 369; acts Mar. 16, 1906, 34 Stat., p. 63; Mar. 3, 1933, 47 Stat., p. 1435).

Est. 1935, \$540,000

App. 1934, \$720,000

22 Grants, subsidies, and contributions: Obligations—1935, \$540,000; 1934, \$720,000 (Adams Act (Mar. 16, 1906), and Executive Order No. 6166, June 10, 1933).

To carry into effect the provisions of an Act entitled "An Act to authorize the more complete endowment of agricultural experiment stations," approved February 24, 1925 (U.S.C., title 7, secs. 361, 366, 370, 371, 373-376, 380, 382), **[\$2,880,000]**, \$2,160,000 (U.S.C., title 7, secs. 361, 366, 370, 371, 373-376, 380, 382; act Mar. 3, 1933, 47 Stat., p. 1435).

Est. 1935, \$2,160,000

App. 1934, \$2,880,000

22 Grants, subsidies, and contributions: Obligations—1935, \$2,160,000; 1934, \$2,880,000; 1933, \$2,880,000 (Purnell Act (Feb. 24, 1925), and Executive Order No. 6166, June 10, 1933).

Hawaii: To carry into effect the provisions of an Act entitled "An Act to extend the benefits of certain Acts of Congress to the Territory of Hawaii," approved May 16, 1928 (U.S.C., Supp. **[VI]** VI, title 7, secs. 386-386b), **[\$26,000]** \$21,000 (U.S.C., Supp. VI, title 7, secs. 386-386b; act Mar. 3, 1933, 47 Stat., p. 1435).

Est. 1935, \$21,000

App. 1934, \$26,000

22 Grants, subsidies, and contributions: Obligations—1935, \$21,000; 1934, \$26,000; 1933, \$24,000 (Hawaii Station Act (May 16, 1928), and Executive Order No. 6166, June 10, 1933).

Alaska: To carry into effect the provisions of an Act entitled "An Act to extend the benefits of the Hatch Act and the Smith-Lever Act to the Territory of Alaska," approved February 23, 1929 (U.S.C., Supp. **[VI]** VI, title 7, sec. 386c), **[\$15,000]** \$11,250 (U.S.C., Supp. VI, title 7, sec. 386c; act Mar. 3, 1933, 47 Stat., p. 1435).

Est. 1935, \$11,250

App. 1934, \$15,000

22 Grants, subsidies, and contributions: Obligations—1935, \$11,250; 1934, \$15,000; 1933, \$15,000 (Alaska Station Act (Feb. 23, 1929), and Executive Order No. 6166, June 10, 1933).

Puerto Rico: To carry into effect the provisions of an Act entitled "An Act to coordinate the agricultural experiment-station work and to extend the benefits of certain Acts of Congress to the Territory of Puerto Rico," approved March 4, 1931 (U.S.C., Supp. **[VI]** VI, title 7, secs. 386d-386f), **[\$20,000]** \$18,750 (U.S.C., Supp. VI, title 7, secs. 386d-386f; act Mar. 3, 1933, 47 Stat., p. 1435).

Est. 1934, \$18,750

App. 1934, \$20,000

22 Grants, subsidies, and contributions: Obligations—1935, \$18,750; 1934, estimated savings and unobligated balances, \$20,000; 1933, estimated savings and unobligated balances, \$15,000 (Puerto Rico Station Act (Mar. 4, 1931), and Executive Order No. 6166, June 10, 1933).

By objects	Obligations		
	Estimate, 1935	Estimate, 1934	Actual, 1933
1. Hatch Act.....	\$540,000	\$720,000	\$720,000
2. Adams Act.....	540,000	720,000	720,000
3. Purnell Act.....	2,160,000	2,880,000	2,880,000
4. Hawaii Station Act.....	21,000	26,000	24,000
5. Alaska Station Act.....	11,250	15,000	15,000
6. Puerto Rico Station Act.....	18,750		
Total.....	3,291,000	4,361,000	4,359,000

In all, payments to States, Hawaii, Alaska, and Puerto Rico for agricultural experiment stations, **\$4,381,000** \$3,291,000.

Estimate 1935, **\$3,291,000**

Appropriated 1934, **\$4,381,000**

Salaries and Expenses, Office of Experiment Stations—

To enable the Secretary of Agriculture to enforce the provisions of the Acts approved March 2, 1887 (U.S.C., title 7, secs. 362, 363, 365, 368, 377-379), March 16, 1906 (U.S.C., title 7, secs. 369, 375), February 24, 1925 (U.S.C., title 7, secs. 361, 366, 370, 371, 373-376, 380, 382), May 16, 1928 (U.S.C., Supp. [V.] VI, title 7, secs. 386-386b), February 23, 1929 (U.S.C., Supp. [V.] VI, title 7, sec. 386c), and March 4, 1931 (U.S.C., Supp. [V.] VI, title 7, secs. 386d-386f), and Acts amendatory or supplementary thereto, relative to their administration and for the administration of agricultural experiment stations in Hawaii and Puerto Rico, including the employment of clerks, assistants, and other persons in the city of Washington and elsewhere, freight and express charges, official traveling expenses, office fixtures, supplies, apparatus, telegraph and telephone service, gas, electric current, and rent outside of the District of Columbia, **\$148,831** \$137,125; and the Secretary of Agriculture shall prescribe the form of the annual financial statement required under the above Acts, ascertain whether the expenditures are in accordance with their provisions, coordinate the work of the Department of Agriculture with that of the State agricultural colleges and experiment stations in the lines authorized in said Acts, and make report thereon to Congress (U.S.C., title 5, secs. 511, 512; title 7, secs. 361-366, 368-371, 373-382; U.S.C., Supp. VI, title 7, secs. 386-386f; act Mar. 3, 1933, 47 Stat., p. 1435).

Est. 1935, \$137,125

App. 1934, \$148,831

By objects	Obligations					
	Estimate, 1935		Estimate, 1934		Actual, 1933	
	Posi- tions	Av. salary	Posi- tions	Av. salary	Posi- tions	Av. salary
PERSONAL SERVICES, DEPARTMENTAL						
Professional service:						
Grade 7. Chief of office.....	1	\$6,500	1	\$6,500	1	\$6,500
Grade 6. Principal chemist.....	1	5,800	1	5,800	1	5,800
Principal botanist.....	1	5,600	1	5,600	1	5,800
Principal agricultural economist.....	1	5,800	1	5,800	1	5,800
Grade 5. Senior pathologist.....	1	5,000	1	5,000	1	5,000
Senior editor.....	1	4,800	1	4,800	1	4,800
Senior agronomist.....	1	4,800	1	4,800	1	4,800
Senior chemist.....	1	4,800	1	4,800	1	4,800
Senior agricultural engineer.....	1	4,800	1	4,800	1	4,800
Senior animal husbandman.....	1	4,600	1	4,600	1	4,600
Senior economic zoologist.....	1	4,600	1	4,600	1	4,600
Grade 4. Agricultural economist.....	1	4,200	1	4,200	1	4,200
Agronomist.....	1	4,200	1	4,200	1	4,200
Horticulturist.....	1	4,000	1	4,000	1	4,000
Group 3. Associate animal husbandman.....	1	3,500	1	3,500	1	3,500
Associate agricultural chemist.....	1	3,200	1	3,200	1	3,200
Grade 2. Assistant botanist.....					1	3,000
Grade 1. Junior librarian.....	2	2,300	2	2,300	2	2,300
Subprofessional service:						
Grade 6. Senior library assistant.....	1	2,300	1	2,300	1	2,300
Grade 4. Junior library assistant.....	1	1,860	1	1,860	1	1,860
Grade 3. Under library assistant.....	1	1,620	1	1,620	1	1,620
Clerical, administrative, and fiscal service:						
Grade 7. Junior administrative assistant.....	1	3,000	1	3,000	1	3,000
Grade 6. Editorial clerk.....	2	2,500	2	2,500	2	2,500
Grade 5. Senior clerk-stenographer.....	2	2,200	2	2,200	2	2,200
Senior clerk.....	2	2,450	2	2,450	3	2,433
Grade 4. Clerk-stenographer.....	1	2,040	1	2,040	1	2,040
Principal stenographer.....	7	1,954	7	1,954	7	1,954
Clerk.....					1	1,860
Grade 3. Assistant clerk.....	1	1,740	1	1,740	1	1,740
Assistant clerk-stenographer.....	6.4	1,778	6.4	1,778	6.4	1,734
Grade 2. Senior typist.....	1	1,500	1	1,500	1	1,500
Junior clerk-stenographer.....	2	1,440	2	1,440		
Grade 1. Underclerk.....					1	1,500
Custodial service:						
Grade 4. Head messenger.....					1	1,500
Grade 3. Messenger.....	1	1,200	1	1,200		
Grade 2. Assistant messenger.....	1	1,080	1	1,080	1	1,080
Grade 1. Junior messenger.....					1	600
Total permanent, departmental.....	48.4	139,380	48.4	139,380	51.4	146,077
Deduct lapses and administrative furloughs.....						4,680
Net permanent, departmental.....		139,380		139,380		141,397
Temporary employees, departmental.....		1,500		1,500		972
All personal services, departmental.....		140,880		140,880		142,369
PERSONAL SERVICES, FIELD						
Temporary employees, field.....		225		225		152
Total, departmental and field.....		141,105		141,105		142,521
Deduct legislative reductions.....		14,110		21,165		14,284
01 Personal services (net).....		126,995		119,940		128,237

Salaries and Expenses, Office of Experiment Stations—Continued.

By objects	Obligations		
	Estimate, 1935	Estimate, 1934	Actual, 1933
OTHER OBLIGATIONS			
02 Supplies and materials.....	\$650	\$650	\$497
05 Communication service.....	630	630	451
06 Travel expenses.....	6,500	6,500	4,071
07 Transportation of things (service).....	1,100	1,100	1,034
12 Repairs and alterations.....	750	750	633
30 Equipment.....	500	500	75
Total other obligations.....	10,130	10,130	6,761
Grand total obligations.....	137,125	130,070	134,998
Estimated savings and unobligated balances.....		18,761	25,736
Total estimate or appropriation.....	137,125	148,831	160,734
BY ACTIVITIES OR PROJECTS			
1. Supervision of and relations with agricultural experiment stations.....	137,125	130,070	134,998

¹ Includes \$4,000 transferred to Puerto Rico Station for flood damage repairs, but not expended.

Insular experiment stations: To enable the Secretary of Agriculture to establish and maintain agricultural experiment stations in Hawaii and Puerto Rico, including the erection of buildings, the preparation, illustration, and distribution of reports and bulletins, and all other necessary expenses, **\$78,130** \$64,977, as follows: **\$36,270** \$31,162 for Hawaii, and **\$41,860** \$33,815 for Puerto Rico; and the Secretary of Agriculture is authorized to sell such products as are obtained on the land belonging to the agricultural experiment stations in Hawaii and Puerto Rico, and the amount obtained from the sale thereof shall be covered into the Treasury of the United States as miscellaneous receipts (U.S.C., title 5, secs. 511, 512, 535, 536; title 7, secs. 361, 366, 368-371, 373-382; U.S.C., Supp. VI, title 7, secs. 386-386c; act Mar. 3, 1933, 47 Stat., p. 1486).

Est. 1935, \$64,977

App. 1934, \$78,130

By objects	Obligations			
	Estimate, 1935		Estimate, 1934	
	Posi- tions	Av. salary	Posi- tions	Av. salary
Hawaii station				
PERSONAL SERVICES, FIELD				
Professional service:				
Grade 6. Principal agronomist (director).....	0.8	\$6,200	0.8	\$6,200
Grade 5. Senior horticulturist.....	0.6	4,600	1	4,600
Grade 4. Chemist.....	0.5	4,100	0.5	4,100
Grade 1. Junior chemist.....	1	2,000	1	2,000
Subprofessional service:				
Grade 2. Plant propagator.....	1	1,320	1	1,320
Clerical, administrative, and fiscal service:				
Grade 6. Principal clerk.....	1	2,300	1	2,300
Grade 2. Junior stenographer.....	1	1,440	1	1,440
Custodial service:				
Grade 8. Farm superintendent.....	1	2,280	1	2,280
Total permanent, field.....	6.9	19,040	7.3	21,040
Temporary employees, field.....		10,000		11,000
All personal services, field.....		29,040		32,040
Deduct subsistence and quarters furnished.....		860		860
Deduct legislative reductions.....		28,180		31,180
Total cash paid, salaries and wages.....		2,904		4,806
Deduct amount included in objects below.....		25,276		26,374
01 Personal services (net).....		100		500
		25,176		25,874
OTHER OBLIGATIONS				
02 Supplies and materials.....		1,560		1,500
05 Communication service.....		250		250
06 Travel expenses.....		1,400		1,400
07 Transportation of things (service).....		70		70
10 Furnishing heat, light, water, and power.....		700		700
12 Repairs and alterations.....		450		450
13 Special and miscellaneous current expenses.....				22
30 Equipment (including livestock).....		1,056		1,056
32 Structural and nonstructural improvements.....		500		500
Total other obligations.....		5,986		5,926
Grand total, obligations.....		31,162		31,800
Estimated savings and unobligated balances.....				4,470
Total estimate or appropriation.....		31,162		36,270

Salaries and Expenses, Office of Experiment Stations—Continued.

By objects	Obligations					
	Estimate, 1935		Estimate, 1934		Actual, 1933	
<i>Puerto Rico Experiment Station</i>						
PERSONAL SERVICES, FIELD						
Professional service:	Posi- tions	Av. salary	Posi- tions	Av. salary	Posi- tions	Av. salary
Grade 6. Principal horticulturist (director).....	1	\$5,600	1	\$5,600	1	\$5,600
Grade 5. Senior agriculturist.....					1	4,600
Grade 4. Agronomist.....	1	4,200	1	4,200	1	4,200
Parasitologist.....	1	4,200	1	4,200	1	4,200
Plant pathologist.....					1	3,900
Chemist.....					1	4,000
Entomologist.....					1	4,000
Grade 2. Assistant chemist.....	1	2,800	1	2,800	1	2,800
Subprofessional service:						
Grade 1. Minor scientific helper.....	2	840	2	840	2	840
Assistant field aid.....	1	600		600	0.3	600
Clerical, administrative, and fiscal service:						
Grade 6. Principal clerk.....	1	2,700	1	2,700	1	2,700
Grade 2. Junior clerk.....	1	1,560	1	1,560	1	1,560
Grade 1. Junior typist.....	1	960	1	960	1	960
Total permanent field.....	10	24,300	10	24,300	13.3	40,380
Deduct lapses and administrative furloughs.....						17,067
Net permanent, field.....		24,300		24,300		23,313
Temporary employees, field.....		10,000		12,000		14,812
All personal services, field.....		34,300		36,300		38,125
Deduct subsistence and quarters furnished.....		400		400		400
Deduct legislative reductions.....		33,900		35,900		37,725
		3,430		5,445		3,119
Total cash paid salaries and wages.....		30,470		30,455		34,606
Deduct amount included in objects below.....		2,500		3,600		950
01 Personal services (net).....		27,970		26,855		33,656
OTHER OBLIGATIONS						
02 Supplies and materials.....		1,600		1,700		1,886
05 Communication service.....		200		200		210
06 Travel expenses.....		200		200		239
07 Transportation of things (service).....		175		300		405
08 Printing and binding.....						3
10 Furnishing heat, light, water, and power.....		200		230		211
12 Repairs and alterations.....		2,875		5,300		3,338
13 Special and miscellaneous current expenses.....		45		55		47
30 Equipment (including livestock).....		250		1,060		321
32 Structural and nonstructural improvements.....		300		900		133
Total other obligations.....		5,845		9,945		6,793
Grand total obligations.....		33,815		36,800		40,449
Estimated savings and unobligated balances.....				5,060		23,111
Total estimate or appropriation.....		33,815		41,860		63,560
<i>Closing of Alaska, Guam, and Virgin Islands Experiment Stations</i>						
PERSONAL SERVICES, FIELD						
Professional service:	Posi- tions	Av. salary	Posi- tions	Av. salary	Posi- tions	Av. salary
Grade 6. Principal agronomist and director.....					0.2	\$5,800
Grade 5. Senior animal husbandman and director.....					0.1	5,000
Senior agronomist.....					0.1	4,800
Grade 4. Horticulturist.....					0.1	4,000
Animal husbandman.....					0.2	3,800
Grade 3. Associate entomologist.....					0.1	3,700
Associate horticulturist.....					0.1	3,200
Grade 2. Assistant horticulturist.....					(?)	2,400
Clerical, administrative, and fiscal service:						
Grade 11. Administrative officer.....					0.1	4,000
Grade 6. Principal clerk.....					0.1	2,600
Grade 5. Senior clerk-stenographer.....					(?)	2,000
Grade 4. Clerk.....					0.1	1,920
Total permanent, field.....					1.3	3,922
Temporary employees, field.....						397
All personal services, field.....						4,319

¹ Exclusive of \$4,000 transferred from Washington office and not used.

² Less than 0.05 year.

Salaries and Expenses, Office of Experiment Stations—Continued.

By objects	Obligations		
	Estimate, 1935	Estimate, 1934	Actual, 1933
<i>Closing of Alaska, Guam, and Virgin Islands Experiment Stations—Continued</i>			
PERSONAL SERVICES, FIELD—continued			
Deduct subsistence and quarters furnished.....			\$70
Deduct legislative reductions.....			4,249
Total cash paid salaries and wages.....			3,922
01 Personal services (net).....			3,922
OTHER OBLIGATIONS			
02 Supplies and materials.....			29
05 Communication service.....			57
06 Travel expenses.....			1,738
07 Transportation of things (service).....			286
13 Special and miscellaneous current expenses.....			15
30 Equipment.....			106
Total other obligations.....			2,231
Net total obligations.....			6,153
Estimated savings and unobligated balances.....			23,847
Total estimate or appropriation.....			30,000
BY ACTIVITIES OR PROJECTS			
1. Hawaii Station.....	\$31,162	\$31,800	37,012
2. Puerto Rico.....	33,815	36,800	40,449
3. Closing of Alaska, Guam, and Virgin Islands Experiment Stations.....			6,153
Total.....	64,977	68,600	83,614

In all, salaries and expenses, **[\$226,961] \$202,102**
Estimate 1935, \$202,102 **Appropriated 1934, \$226,961**

Total, Office of Experiment Stations, **[\$4,607,961] \$3,493,102** of which amount not to exceed **[\$138,574] \$126,792** may be expended for personal services in the District of Columbia, and not to exceed \$750 shall be available for the purchase of motor-propelled and horse-drawn passenger-carrying vehicles necessary in the conduct of field work outside the District of Columbia.

Annual appropriations, general fund:

Estimate 1935, \$3,493,102 **Appropriated 1934, \$4,607,961**

National Industrial Recovery, Office of Experiment Stations—

By objects	Obligations		
	Estimate, 1935	Estimate, 1934	Actual, 1933
<i>Physical improvements</i>			
01 Personal services (temporary employees).....			\$3,570
12 Repairs and alterations.....			1,550
32 Structural and nonstructural improvements.....			1,830
Total obligations.....			4,950
Received by transfer from Federal Emergency Administration of Public Works.....			-4,950
Total estimate or appropriation.....			

¹ Does not include labor. Estimated that of the amount for personal services above \$1,750 will be used on repairs and alterations and \$1,820 on structural and nonstructural improvements.

Statement of proposed expenditures for the purchase, maintenance, repair, and operation of motor-propelled and horse-drawn passenger-carrying vehicles in the conduct of the field work of the Department of Agriculture outside of the District of Columbia, for the fiscal year ending June 30, 1935, as required by section 5 of the act of July 16, 1914 (U.S.C., p. 33, sec. 78)

OFFICE OF EXPERIMENT STATIONS

Appropriation	For purchase							Old vehicles still to be used	Total maintenance, repair, and operation, all cars	Public purpose and users
	New vehicles (motors, unless otherwise indicated)			Old vehicles to be exchanged			Net cost of new cars			
	Number	Description	Gross cost	Number	Description	Allowance (estimated)				
Puerto Rico Experiment Station.....	1	Sedan.....	\$750				\$750	1	\$600	Director and other employees of station in transporting supplies and equipment, conducting outlying experiments, and visiting cooperative experiments. Do.
Hawaii Experiment Station.....								2	600	
Total.....	1		750				750	3	1,200	

EXTENSION SERVICE

Cooperative Agricultural Extension Work—

Payments to States, Hawaii, and Alaska: For cooperative agricultural extension work, to be allotted, paid, and expended in the same manner, upon the same terms and conditions, and under the same supervision as the additional appropriations made by the Act of May 8, 1914 (U.S.C., title 7, secs. 341-348), entitled "An Act to provide for cooperative agricultural extension work between the agricultural colleges in the several States receiving the benefits of an Act of Congress approved July 2, 1862 (U.S.C., title 7, secs. 301-308), and of Acts supplementary thereto, and the United States Department of Agriculture," **[\$1,580,000]** \$1,185,000; and all sums appropriated by this Act for use for demonstration or extension work within any State shall be used and expended in accordance with plans mutually agreed upon by the Secretary of Agriculture and the proper officials of the college in such State which receives the benefits of said Act of May 8, 1914: *Provided*, That of the above appropriation not more than \$300,000 shall be expended for purposes other than salaries of county agents (U.S.C., title 5, secs. 511, 512; title 7, secs. 301-308, 341-348; act Mar. 3, 1933, 47 Stat., p. 1436).

Est. 1935, \$1,185,000

App. 1934, \$1,580,000

22 Grants, subsidies, and contributions: Obligations—1935, \$1,185,000; 1934, \$1,580,000; 1933, \$1,580,000.

To enable the Secretary of Agriculture to carry into effect the provisions of the Act entitled "An Act to provide for the further development of agricultural extension work between the agricultural colleges in the several States receiving the benefits of the Act entitled 'An Act donating public lands to the several States and Territories which may provide colleges for the benefit of agriculture and mechanic arts,' approved July 2, 1862 (U.S.C., title 7, secs. 301-308), and all Acts supplementary thereto, and the United States Department of Agriculture," approved May 22, 1928 (U.S.C., Supp. [V,] VI, title 7, secs. 343a, 343b), **[\$1,480,000]** \$1,110,000 (U.S.C., title 7, secs. 301-308; U.S.C., Supp. VI, title 7, secs. 343a, 343b; act Mar. 3, 1933, 47 Stat., p. 1436).

Est. 1935, \$1,110,000

App. 1934, \$1,480,000

22 Grants, subsidies, and contributions: Obligations—1935, \$1,110,000; 1934, \$1,480,000; 1933, \$1,480,000.

Alaska: To enable the Secretary of Agriculture to carry into effect the provisions of the Act entitled "An Act to extend the benefits of the Hatch Act and the Smith-Lever Act to the Territory of Alaska," approved February 23, 1929 (U.S.C., Supp. [V,] VI, title 7, sec. 386c), **[\$12,000]** \$9,000 (U.S.C., Supp. VI, title 7, sec. 386c; act Mar. 3, 1933, 47 Stat., p. 1436).

Est. 1935, \$9,000

App. 1934, \$12,000

22 Grants, subsidies, and contributions: Obligations—1935, \$9,000; 1934, \$12,000; 1933, \$12,000.

Additional cooperative agricultural extension work: For additional cooperative agricultural extension work, including employment of specialists in economics and marketing, to be allotted and paid by the Secretary of Agriculture to the several States and the Territory of Hawaii in such amounts as he may deem necessary to accomplish such purposes, **[\$1,000,000]** \$750,000 (acts July 3, 1930, 46 Stat., p. 870; Mar. 3, 1933, 47 Stat., p. 1436).

Est. 1935, \$750,000

App. 1934, \$1,000,000

22 Grants, subsidies, and contributions: Obligations—1935, \$750,000; 1934, \$1,000,000; 1933, \$1,000,000.

11724-33--6

Cooperative agricultural extension work

By projects	Obligations		
	Estimate, 1935	Estimate, 1934	Actual, 1933
1. Supplementary Smith-Lever.....	\$1,185,000	\$1,580,000	\$1,580,000
2. Capper-Ketcham.....	1,110,000	1,480,000	1,480,000
3. Alaska.....	9,000	12,000	12,000
4. Additional cooperative agricultural extension work.....	750,000	1,000,000	1,000,000
Total.....	3,054,000	4,072,000	4,072,000

In all, payments to States, Hawaii, and Alaska for agricultural extension work, **[\$4,072,000]** \$3,054,000.

Estimate 1935, \$3,054,000

Appropriated 1934, \$4,072,000

Salaries and Expenses, Extension Service—

General administrative expenses: For necessary expenses for general administrative purposes, including personal services in the District of Columbia, **[\$13,846]** \$12,426 (U.S.C., title 5, secs. 511, 512; title 7, secs. 301-308, 341-348; act Mar. 3, 1933, 47 Stat., p. 1437).

Est. 1935, \$12,426

App. 1934, \$13,846

By objects	Obligations					
	Estimate, 1935		Estimate, 1934		Actual, 1933	
	Posi- tions	Av. salary	Posi- tions	Av. salary	Posi- tions	Av. salary
PERSONAL SERVICES, DEPARTMENTAL						
Clerical, administrative, and fiscal service:						
Grade 8. Administrative assistant.....	1	\$3,300	1	\$3,200	1	\$3,200
Grade 7. Junior administrative assistant.....	1	2,600	1	2,600	1	2,600
Grade 5. Senior clerk.....	1	2,400	1	2,400	1	2,400
Grade 4. Clerk.....	1	1,980	1	1,980	1	1,980
Grade 3. Assistant clerk.....	1	1,920	.5	1,920	2	1,860
Total permanent, departmental.....	5	12,200	4.5	11,140	6	13,900
Temporary employees, departmental.....		620		1,680		
All personal services, departmental.....		12,820		12,820		13,900
Deduct legislative reduction.....		1,282		1,923		1,391
01 Personal services (net).....		11,538		10,897		12,509
OTHER OBLIGATIONS						
02 Supplies and materials.....		38		38		66
05 Communication service.....		50		50		65
Travel expenses:						
0615 Transportation.....		450		450		467
0616 Subsistence.....		300		300		213
06 Total travel expenses.....		750		750		680
30 Equipment.....		50		50		31
Total, other obligations.....		888		888		842
Net total obligations.....		12,426		11,785		13,351
Estimated savings and unobligated balances.....				2,061		1,649
Total estimate or appropriation.....		12,426		13,846		15,000

Farmers' cooperative demonstration work: For farmers' cooperative demonstration work, including special suggestions of plans and methods for more effective dissemination of the results of the work of the Department of Agriculture and the agricultural experiment stations and of improved methods of agricultural practice, at farmers' institutes and in agricultural instruction, and for such work on Government reclamation projects, and for personal services in the city of Washington and elsewhere, supplies, and all other necessary expenses, **[\$1,420,189] \$684,648: Provided,** That the expense of such service shall be defrayed from this appropriation and such cooperative funds as may be voluntarily contributed by State, county, and municipal agencies, associations of farmers, and individual farmers, universities, colleges, boards of trade, chambers of commerce, other local associations of business men, business organizations, and individuals within the State (*U.S.C., title 5, secs. 511, 512; title 7, secs. 301-308, 341-348; act Mar. 3, 1933, 47 Stat., p. 1437*).

Est. 1935, \$684,648

App. 1934, \$1,420,189

By objects	Obligations					
	Estimate, 1935		Estimate, 1934		Actual, 1933	
	Posi- tions	Av. salary	Posi- tions	Av. salary	Posi- tions	Av. salary
PERSONAL SERVICES, DEPARTMENTAL						
Professional service:						
Grade 6. Principal scientist.....	6	\$5,800	6	\$5,800	6	\$5,800
Grade 5. Senior scientist.....	21.5	4,767	20	4,760	22.5	4,789
Grade 4. Scientist.....	1	4,200	1	4,200	1	4,200
Grade 3. Associate scientist.....	2	3,350	2	3,350	2	3,350
Grade 2. Assistant librarian.....	1	2,800	1	2,800	1	2,800
Subprofessional service:						
Grade 7. Principal scientific illustrator.....	1	2,500	1	2,500	1	2,500
Grade 6. Senior scientific illustrator.....	1	2,300	1	2,300	1	2,300
Grade 5. Scientific illustrator.....	1	1,800	1	1,800	1	1,800
Grade 4. Junior library assistant.....	1	1,800	1	1,800	1	1,800
Assistant scientific illustrator.....	1	1,620	1	1,620	1	1,620
Grade 3. Junior lithographer artistic.....	1	1,500	1	1,500	1	1,500
Grade 2. Under scientific helper.....	1	1,440	1	1,440	1	1,440
Clerical, administrative, and fiscal service:						
Grade 12. Senior administrative officer.....	1	4,600	1	4,600	1	4,600
Grade 10. Junior administrative officer.....	1	4,100	1	4,100	1	4,100
Grade 9. Senior administrative assistant.....	2	3,300	2	3,300	2	3,300
Grade 8. Administrative assistant.....	2	3,100	2	3,300	2	3,300
Grade 7. Chief photographer.....	2	3,000	2	3,000	2	3,000
Grade 6. Principal clerk.....	8	2,425	8	2,425	8	2,425
Grade 5. Senior photographer.....	2	2,300	2	2,300	2	2,300
Senior clerk-stenographer.....	1	2,100	1	2,100	1	2,100
Senior clerk.....	10	2,340	10	2,340	10	2,340
Grade 4. Clerk.....	6	1,900	6	1,900	6	1,900
Clerk-stenographer.....	10	1,968	9	1,977	10	1,968
Principal stenographer.....	1	1,800	1	1,800	1	1,800
Photographer.....	1	2,100	1	2,100	1	2,100
Grade 3. Assistant clerk.....	15	1,828	16.5	1,822	15	1,820
Senior stenographer.....	17	1,722	14.5	1,726	19	1,712
Assistant clerk-stenographer.....	3	1,860	2.5	1,884	3	1,860
Assistant photographer.....	1	1,680	1	1,680	1	1,680
Senior operative, office devices.....	1	1,620	1	1,620	1	1,620
Grade 2. Junior clerk.....	6	1,490	6.5	1,500	7	1,526
Junior clerk-typist.....	2	1,650	2	1,650	2	1,650
Junior photographer.....	1	1,560	1	1,560	1	1,560
Junior operator, office devices.....	1	1,500	1	1,500	1	1,500
Junior stenographer.....	3	1,460	3	1,460	3	1,460
Grade 1. Underclerk.....	4	1,290	5	1,344	5	1,344
Underphotographer.....	4	1,515	4	1,515	4	1,515
Underoperative, office devices.....	2	1,350	2	1,350	2	1,350
Junior typist.....	1	1,260	1	1,260	2	1,260
Custodial service:						
Grade 3. Messenger.....	2	1,200	2	1,200	1.5	1,234
Senior laborer.....	1	1,440	1	1,440	2	1,410
Grade 2. Assistant messenger.....	4	1,095	4	1,095	3.6	1,097
Junior laborer.....	3.4	1,207	3.4	1,207	3.4	1,207
Grade 1. Junior messenger.....	2	600	2	600	2	600
Total permanent, departmental.....	158.9	380,904	156.4	380,994	165	403,182
Deduct lapses and administrative furloughs.....				10,080		14,706
Net permanent, departmental.....		389,904		370,914		388,476
Temporary employees, departmental.....		1,032		1,032		3,631
All personal services, departmental.....		390,936		371,946		392,107
PERSONAL SERVICES, FIELD						
Professional service:						
Grade 5. Field agent.....	2	4,800	2	4,800	2	4,800
Grade 3. Field agent.....	2	3,800	2	3,800	2	3,800
Clerical, administrative, and fiscal service:						
Grade 4. Senior stenographer.....	1	1,680	1	1,680	1.4	1,771
Total permanent, field.....	5	18,880	5	18,880	5.4	19,680
Temporary employees, field.....		243,702		748,774		883,416
All personal services, field.....		262,582		767,654		903,096
Total, departmental and field.....		653,518		1,139,600		1,295,203
Deduct legislative reduction.....		65,352		170,940		86,267
01 Personal services (net).....		588,166		968,660		1,208,936

Salaries and Expenses, Extension Service—Continued.

By objects	Obligations		
	Estimate, 1935	Estimate, 1934	Actual, 1933
OTHER OBLIGATIONS			
Supplies and materials:			
0200 Stationery and office supplies.....	\$27,200	\$27,200	\$27,734
0220 Scientific and educational supplies.....	600	600	684
0280 Sundry supplies.....	200	200	509
02 Total supplies and materials.....	28,000	28,000	28,927
Communication service:			
0500 Telegraph service.....	550	550	733
0510 Telephone service.....	1,800	1,800	2,013
05 Total communication service.....	2,350	2,350	2,746
Travel expenses:			
0615 Transportation.....	20,000	20,000	25,297
0616 Subsistence.....	19,725	19,725	21,631
0617 Other incidental travel expenses.....			311
06 Total travel expenses.....	39,725	39,725	47,239
07 Transportation of things (service).....	5,365	5,365	7,334
08 Photographing, photographs and prints.....			2
10 Furnishing of heat, light, power, water, and electricity.....			12
11 Rents.....			20
12 Repairs and alterations.....	2,500	2,500	3,517
13 Special and miscellaneous current expenses.....			2,347
Equipment:			
3010 Furniture, furnishings, and fixtures.....	2,000	2,000	5,785
3020 Educational and scientific equipment.....	16,342	16,342	26,089
3050 Other equipment.....	200	200	636
30 Total equipment.....	18,542	18,542	32,510
Total other obligations.....	96,482	96,482	124,654
Net total obligations.....	684,648	1,065,142	1,333,590
Estimated savings and unobligated balances.....		355,047	149,730
Total estimate or appropriation.....	684,648	1,420,189	1,483,320
BY PROJECTS			
1. Cooperative extension work.....	564,558	950,476	1,185,029
2. Economics extension work.....	29,313	27,960	34,721
3. Reclamation demonstration.....	28,971	27,591	35,461
4. Motion pictures.....	61,806	59,115	78,379
Total.....	684,648	1,065,142	1,333,590

Agricultural exhibits at fairs: To enable the Secretary of Agriculture to make suitable agricultural exhibits at State, interstate, and international fairs held within the United States; for the purchase of necessary supplies and equipment; for telephone and telegraph service, freight and express charges; for travel, and for every other expense necessary, including the employment of assistance in or outside the city of Washington, **[\$85,000] \$66,510** (*U.S.C., title 5, secs. 511, 512; title 7, secs. 301-308, 341-348; act Mar. 3, 1933, 47 Stat., p. 1437*).

Est. 1935, \$66,510

App. 1934, \$85,000

By objects	Obligations		
	Estimate, 1935	Estimate, 1934	Actual, 1933
PERSONAL SERVICES, DEPARTMENTAL			
Professional service:			
Grade 5. Senior exhibit specialist.....	1 \$4,800	0.7 \$4,800	0.8 \$4,800
Grade 3. Associate exhibit specialist.....	1 3,800	0.9 3,800	0.8 3,800
Subprofessional service:			
Grade 8. Chief scientific illustrator.....		0.7 3,100	1 3,100
Grade 7. Principal engineering draftsman.....		0.9 2,500	1 2,500
Grade 6. Senior scientific illustrator.....	2 2,250	1.5 2,250	2 2,250
Grade 5. Scientific illustrator.....	1 1,920	0.9 1,920	1 1,920
Grade 4. Assistant scientific illustrator.....	1 1,800	1.8 1,860	2 1,860
Grade 3. Junior exhibits preparator.....	1 1,440	0.8 1,440	1 1,440
Clerical, administrative, and fiscal service:			
Grade 12. Senior administrative officer.....	2 4,800	1.3 4,800	2 4,800
Grade 9. Senior administrative assistant.....	3 3,267	2 3,267	2 3,267
Grade 6. Principal clerk.....	2 2,400	1.5 2,400	1.8 2,400
Grade 4. Clerk.....		0.7 2,100	1 2,100
Grade 3. Assistant clerk.....	1 1,920	1.6 1,770	2 1,770
Assistant clerk, stenographer.....	1 1,620	0.7 1,620	2 1,620
Grade 2. Junior clerk stenographer.....	2 1,440	1.5 1,440	1.8 1,440
Junior clerk typist.....	1 1,500	0.9 1,500	1 1,500
Grade 1. Underclerk.....			1 1,100

Salaries and Expenses, Extension Service—Continued.

By objects	Obligations					
	Estimate, 1935		Estimate, 1934		Actual, 1933	
	Posi- tions	Av. salary	Posi- tions	Av. salary	Posi- tions	Av. salary
PERSONAL SERVICES, DEPARTMENTAL—CON.						
Custodial service:						
Grade 2. Assistant messenger					0.4	\$1,080
Grade 1. Junior messenger					1	600
Total permanent, departmental	19	\$50,380	18.4	\$46,120	26.2	62,107
Deduct lapses and administrative furloughs		7,795		2,917		1,294
Net permanent, departmental		42,585		43,203		60,813
Temporary employees, departmental		110		110		110
All personal service, departmental		42,695		43,313		60,923
PERSONAL SERVICES, FIELD						
Clerical, administrative, and fiscal service:						
Grade 7. Junior administrative assistant			1	2,700	1	2,700
Grade 1. Junior typist	1	1,200	0.9	1,200	2	1,200
Custodial service:						
Grade 7. Senior mechanic	1	2,300	1.6	2,200	2.2	2,233
Grade 6. Assistant warehouse superin-						
tendent	1	1,980	0.8	1,980	1	1,980
Grade 4. Senior laborer	1	1,500	0.9	1,500	1	1,500
Grade 3. Minor mechanic	1	1,440	0.6	1,440	0.9	1,440
Carpenter's helper	1	1,380	0.9	1,380	1	1,380
Grade 2. Junior laborer	2	1,350	1.8	1,350	2.5	1,300
Total permanent, field	8	12,500	8.5	14,939	11.6	19,392
Deduct lapses and administrative furloughs				3,037		
Net permanent, field		12,500		11,882		19,392
Temporary employees, field						215
All personal services, field		12,500		11,882		19,607
Total, departmental and field		55,195		55,195		80,530
Deduct legislative reductions		5,519		8,279		8,028
01 Personal services (net)		49,676		46,916		72,502
OTHER OBLIGATIONS						
Supplies and materials:						
0200 Stationery and office supplies		145		145		201
0203 Drafting and artist supplies		25		25		47
0220 Photographic supplies		215		215		107
0280 Sundry supplies		155		155		263
02 Total supplies and materials		540		540		618
Communication service:						
0500 Telegraph		60		60		108
0511 Telephone		460		460		593
05 Total communication service		520		520		701
Travel expenses:						
0615 Transportation		2,445		2,445		3,056
0616 Subsistence		1,875		1,875		2,603
0617 Other incidental travel expenses		20		20		3
06 Total travel expenses		4,340		4,340		5,662
Transportation of things:						
0700 Freight (transportation on Gov-						
ernment exhibits)		2,730		2,730		3,127
0710 Express		15		15		74
0720 Parcel post		10		10		6
0730 Local transportation of things		205		205		428
07 Total transportation of things		2,960		2,960		3,635
Furnishing heat, light, power, water,						
and electricity		4,100		4,100		4,398
11 Rent		60		60		96
12 Repairs and alterations		100		100		229
13 Special and miscellaneous services		790		790		647
Equipment:						
3012 Furniture, furnishings, and fix-		150		150		389
tures						
3020 Agricultural educational exhibits,		3,149		3,149		13,519
materials for new and renova-		125		125		47
tion of old exhibits						
3050 Miscellaneous						
30 Total equipment		3,424		3,424		13,955
Total other obligations		16,834		16,834		29,941
Grand total obligations		66,510		63,750		102,443
Estimated savings and unobligated balances				21,250		17,557
Total estimate or appropriation		66,510		85,000		120,000
BY PROJECTS						
1. Preparation		29,663		29,160		53,317
2. Exhibitions		36,847		34,590		49,126
Total		66,510		63,750		102,443

CHICAGO WORLD'S FAIR CENTENNIAL COMMISSION

Chicago World's Fair Centennial Celebration—
Transfer to Department of Agriculture:

By objects	Obligations					
	Estimate, 1935		Estimate, 1934		Actual, 1933	
	Posi- tions	Av. salary	Posi- tions	Av. salary	Posi- tions	Av. salary
PERSONAL SERVICES, DEPARTMENTAL						
Professional service:						
Grade 5. Senior exhibit specialist			0.3	\$4,800	0.2	\$4,800
Grade 3. Associate exhibit specialist			0.1	3,800	0.2	3,800
Subprofessional service:						
Grade 8. Chief scientific illustrator			0.3	3,100		
Grade 7. Principal engineering drafts-						
man			0.1	2,500		
Grade 6. Senior scientific illustrator			0.3	2,250		
Grade 5. Scientific illustrator			0.1	1,920		
Grade 4. Assistant scientific illustrator			0.2	1,860		
Grade 3. Junior exhibits preparator			0.2	1,440		
Clerical, administrative, and fiscal service:						
Grade 12. Senior administrative officer			0.7	4,800		
Grade 9. Senior administrative assistant			1	3,267	0.4	3,250
Assistant specialist in exhibits					0.5	3,200
Grade 6. Principal clerk			0.5	2,400	0.2	2,300
Grade 4. Clerk			0.3	2,100		
Grade 3. Assistant clerk			0.4	1,770		
Assistant clerk-stenographer			0.3	1,620		
Grade 2. Junior clerk-stenographer			0.5	1,440	0.2	1,440
Junior clerk-typist			0.1	1,500		
Total, departmental			5.4	15,134	1.7	5,023
PERSONAL SERVICES, FIELD						
Subprofessional service:						
Grade 8. Artist illustrator					0.2	2,700
Grade 6. Mechanical draftsman					0.2	1,800
Custodial service:						
Grade 7. Senior mechanic			0.3	2,200	0.1	2,300
Grade 6. Assistant warehouse superin-						
tendent			0.2	1,980		
Grade 4. Senior laborer			0.1	1,500		
Grade 3. Minor mechanic			0.4	1,440	0.1	1,440
Carpenter's helper			0.1	1,380		
Grade 2. Junior laborer			0.2	1,350		
Clerical, administrative, and fiscal service:						
Grade 1. Junior typist			0.2	1,200		
Total, field			1.5	2,236	0.6	1,552
Total, departmental and field				17,370		6,575
Deduct legislative reductions				2,606		953
01 Personal services (net)				14,764		5,622
OTHER OBLIGATIONS						
Supplies and materials:						
0200 Stationery and office supplies				25		127
0203 Drafting and artist supplies				50		63
0200 Photographic supplies				350		303
0280 Sundry supplies				20		22
02 Total supplies and materials				445		515
Communication service:						
0500 Telegraph				20		11
0511 Telephone				350		
05 Total communication service				370		11
Travel expenses:						
0615 Transportation				4,550		391
0616 Subsistence				5,000		1,581
06 Total travel expenses				9,550		1,972
Freight, express, and local transporta-						
tion						
07 Freight, express, and local transporta-						
tion				200		14
08 Printing and binding				2,135		265
10 Furnishing electricity (service)				2,300		
13 Special and miscellaneous service				1,000		
Equipment:						
3012 Furniture, furnishings, and fix-				1,125		85
tures				5,510		51,808
3020 Educational exhibits				500		
3050 Miscellaneous						
30 Total equipment				7,135		51,893
Total other obligations				23,135		54,670
Grand total obligations				37,899		60,292
Estimated savings and unobligated balances				2,606		953
Total estimate or appropriation				40,505		61,245
Deduct amount received by transfer from State Department				-40,505		-61,245

Cooperative farm forestry: For cooperation with appropriate
officials of the various States or with other suitable agencies to
assist the owners of farms in establishing, improving, and renewing

wood lots, shelter belts, windbreaks, and other valuable forest growth, and in growing and renewing useful timber crops under the provisions of section 5 of the Act entitled "An Act to provide for the protection of forest lands, for the reforestation of denuded areas, for the extension of national forests, and for other purposes, in order to promote the continuous production of timber on lands chiefly suitable therefor," approved June 7, 1924 (U.S.C., title 16, secs. 564-570), including personal services in the District of Columbia, **[\$64,787] \$51,354** (U.S.C., title 16, secs. 564-570; act Mar. 3, 1933, 47 Stat., p. 1437).

Est. 1935, \$51,354

App. 1934, \$64,787

By objects	Obligations			
	Estimate, 1935		Estimate, 1934	Actual, 1933
PERSONAL SERVICES, DEPARTMENTAL	Posi- tions	Av. salary	Posi- tions	Av. salary
Professional service:				
Grade 5. Senior scientist.....	1	\$4,600	1	\$4,600
Total permanent, departmental.....	1	4,600	1	4,600
PERSONAL SERVICES, FIELD				
Temporary, field.....		50,682		50,682
Total, departmental and field.....		55,282		55,282
Deduct legislative reductions.....		5,528		8,292
01 Personal services (net).....		49,754		46,990
OTHER OBLIGATIONS				
Travel expenses:				
0615 Transportation.....		900		900
0616 Subsistence.....		700		700
0617 Other incidental transportation expenses.....				
06 Total travel expenses.....		1,600		1,600
Total other obligations.....		1,600		1,600
Net total obligations.....		51,354		48,590
Estimated savings and unobligated balance.....				16,197
Total estimate or appropriation.....		51,354		64,787

In all, salaries and expenses, **[\$1,583,822] \$814,938**, of which amount not to exceed **[\$436,731] \$405,946** may be expended for personal services in the District of Columbia.

Estimate 1935, \$814,938

Appropriated 1934, \$1,583,822

Annual appropriations, general fund:

Estimate 1935, \$3,868,938

Appropriated 1934, \$5,655,822

Permanent specific appropriation:

Cooperative Agricultural Extension Work—

For the purpose of paying the expenses of cooperative agricultural extension work and the necessary printing and distributing of information in connection with same, there is permanently appropriated \$480,000 for each year, \$10,000 of which is paid annually to each State which has by action of its legislature assented to the provisions of the act. There was also appropriated an additional sum of \$600,000 for the fiscal year following that in which the foregoing appropriation first became available, and for each year thereafter for seven years a sum exceeding by \$500,000 the sum appropriated for each preceding year, and for each year thereafter there is permanently appropriated the sum of \$4,100,000 in addition to the sum of \$480,000. The additional sums are allotted annually to each State by the Secretary of Agriculture and paid in the proportion which the rural population of each State bears to the rural population of all the States as determined by the next preceding Federal census, but no payment out of the additional appropriations can be made in any year to any State until an equal sum has been appropriated for that year by the legislature of such State, or provided by State, county, college, local authority, or individual contributions from within the State, for the maintenance of cooperative agricultural extension work. On May 16, 1928 (U.S.C., Supp. VI, title 7, secs. 386-386b), this appropriation was amended to include a permanent allotment to the Territory of Hawaii of \$10,000 plus an additional sum of \$12,935.43, subject to the same terms and conditions as the original act. The permanent annual appropriation was thereby increased to \$4,602,935.43. Under the 1930 census the amount of money available to Hawaii

increased by \$3,160, thereby automatically raising the total amount available under the original Smith-Lever Act by this amount. The Act of March 4, 1931, provides that the Smith-Lever Act and Acts supplementary thereto be increased without diminishing the amount now received by any State or other Territory, to carry out the provisions of this Act in the Territory of Puerto Rico, and specifies that the appropriation for 1933 and subsequent years shall be \$50,000, this amount to be increased by \$10,000 annually, or such part thereof as may be necessary, until the total to which Puerto Rico is entitled under the provisions of this Act is reached. The permanent annual appropriation is thereby increased to **[\$4,666,096] \$4,676,096**, but pursuant to Executive Order No. 6166 of June 10, 1933, section 18 of which requires that payments for agricultural extension work be reduced 25 percent, this appropriation is reduced to \$3,507,072. (U.S.C., title 7, secs. 342, 343; U.S.C. Supp. VI, title 7, secs. 386-386b).

Permanent appropriation, general fund:

Estimate 1935, \$3,507,072

Appropriated 1934, \$4,666,096

By objects	Obligations		
	Estimate, 1935	Estimate, 1934	Actual, 1933
22 Grants, subsidies, and contributions.....	\$3,507,072	\$4,606,096	\$4,606,096
Estimated savings.....		60,000	50,000
Total estimate or appropriation.....	3,507,072	4,666,096	4,666,096

Total, Extension Service, **[\$10,321,918] \$7,376,010**.

General fund:

Estimate 1935, \$7,376,010

Appropriated 1934, \$10,321,918

Agricultural Adjustment Administration, Extension Service—

By objects	Obligations			
	Estimate, 1935		Estimate, 1934	Actual, 1933
PERSONAL SERVICES, DEPARTMENTAL	Posi- tions	Av. salary	Posi- tions	Av. salary
Professional service:				
Grade 5. Senior scientist.....			2	\$4,800
Clerical, administrative, and fiscal service:				
Grade 4. Clerk-stenographer.....			1	1,890
Grade 3. Senior stenographer.....			2.5	1,704
Assistant clerk-stenographer.....			0.5	1,740
Grade 2. Junior clerk.....			0.5	1,500
Total permanent, departmental.....			6.5	17,370
Temporary, departmental.....				22,100
All personal services, departmental.....				39,470
PERSONAL SERVICES, FIELD				
Temporary, field.....				6,143,483
Total, departmental and field.....				6,182,953
Deduct legislative reductions.....				927,443
01 Personal services (net).....				5,255,510
OTHER OBLIGATIONS				
02 Supplies and materials.....				325,500
05 Communication service.....				97,485
06 Travel expenses.....				729,025
30 Equipment (rent).....				50,000
Total other obligations.....				1,202,010
Net total obligations.....				6,457,520
Amount received by allotment from "Agricultural Adjustment Administration".....				-6,457,520
Total estimate or appropriation.....				
BY PROJECTS				
1. Wheat.....				1,146,250
2. Cotton.....				3,804,407
3. Tobacco.....				310,533
4. Corn and hogs.....				1,196,330
Total.....				6,457,520

Grand total, Office of the Secretary of Agriculture, **[\$17,420,950] \$12,617,639**.

Estimate 1935, \$12,617,639

Appropriated 1934, \$17,420,950

WEATHER BUREAU

Salaries and Expenses, Weather Bureau—

For carrying into effect in the District of Columbia and elsewhere in the United States, in the West Indies, in the Panama Canal, the Caribbean Sea, and on adjacent coasts, in the Hawaiian Islands, in Bermuda, and in Alaska the provisions of an Act approved October 1, 1890 (U.S.C., title 15, secs. 311-313, 317), so far as they relate to the weather service transferred thereby to the Department of Agriculture, and the amendment thereof contained in section 5 (e) of the Air Commerce Act of 1926 (U.S.C., Supp. [V.] VI, title 15, sec. 313), for the employment of professors of meteorology, district forecasters, local forecasters, meteorologists, section directors, observers, apprentices, operators, skilled mechanics, instrument makers, foremen, assistant foremen, proof-readers, compositors, pressmen, lithographers, folders and feeders, repair men, station agents, messengers, messenger boys, laborers, special observers, display men, and other necessary employees; for fuel, gas, electricity, freight and express charges, furniture, stationery, ice, dry goods, twine, mats, oil, paints, glass, lumber, hardware, and washing towels; for advertising; for purchase, subsistence, and care of horses and vehicles, the purchase and repair of harness, for official purposes only; for instruments, shelters, apparatus, storm-warning towers and repairs thereto; for rent of offices; for repair, alterations, and improvements to existing buildings and care and preservation of grounds, including the construction of necessary outbuildings and sidewalks on public streets, abutting Weather Bureau grounds; and the erection of temporary buildings for living quarters of observers; for official traveling expenses; for telephone rentals, and for telegraphing, telephoning, and cabling reports and messages, rates to be fixed by the Secretary of Agriculture by agreement with the companies performing the service; for the maintenance and repair of Weather Bureau telegraph, telephone, and cable lines; and for every other expenditure required for the establishment, equipment, and maintenance of meteorological offices and stations and for the issuing of weather forecasts and warnings of storms, cold waves, frosts, and heavy snows, the gaging and measuring of the flow of rivers and the issuing of river forecasts and warnings; for observations and reports relating to crops, and for other necessary observations and reports, including cooperation with other bureaus of the Government and societies and institutions of learning for the dissemination of meteorological information, as follows (U.S.C., title 5, secs. 511, 512; title 15, secs. 311-313, 317; U.S.C., Supp. VI, title 15, sec. 313; title 16, sec. 581e; act Mar. 3, 1933, 47 Stat., pp. 1437-1438):

General administrative expenses: For necessary expenses for general administrative purposes, including the salary of chief of bureau and other personal services in the District of Columbia, **[\$125,975] \$112,857** (U.S.C., title 5, secs. 511, 512; title 15, secs. 311-313, 317; U.S.C., Supp. VI, title 15, sec. 313; title 16, sec. 581e; act Mar. 3, 1933, 47 Stat., p. 1438).

Est. 1935, \$112,857

App. 1934, \$125,975

By objects	Obligation					
	Estimate, 1935		Estimate, 1934		Actual, 1933	
	Posi- tions	Av. salary	Posi- tions	Av. salary	Posi- tions	Av. salary
PERSONAL SERVICES, DEPARTMENTAL						
Professional service:						
Grade 8. Chief scientist (Chief of Bureau)	1	\$8,000	1	\$8,000	1	\$8,000
Grade 6. Principal scientist (Assistant Chief of Bureau)	1	6,200	1	6,200	1	6,200
Subprofessional service:						
Grade 3. Gardener	1	1,800	1	1,800	1	1,800
Clerical, administrative, and fiscal service:						
Grade 10. Junior administrative officer (chief clerk)	1	4,000	1	4,000	1	4,000
Grade 9. Senior administrative assistant (chief of division)	1	3,700	1	3,700	1	3,700
Grade 8. Administrative assistant (personnel officer)	1	3,400	1	3,400	1	3,400
Administrative assistant (chief of division)	1	2,900	1	2,900	1	2,900
Grade 7. Junior administrative assistant	2	2,600	2	2,600	2	2,950
Grade 6. Principal clerk	6	2,550	6	2,550	6	2,555
Grade 5. Senior clerk	2	2,200	2	2,200	2	2,200
Grade 4. Clerk	2	1,830	4	1,925	4	1,921
Clerk-stenographer	3	1,880	3	1,880	3	1,880
Grade 3. Assistant clerk	6	1,692	6	1,692	6	1,701
Assistant clerk-stenographer	2	1,650	2	1,650	2	1,650
Senior operative	1	1,620	1	1,620	1	1,620
Grade 2. Junior clerk	2	1,590	2	1,590	2	1,586
Junior clerk-stenographer	2	1,440	2	1,440	2	1,440
Grade 1. Underoperative, office devices	1	1,440	1	1,440	1	1,440

Salaries and Expenses, Weather Bureau—Continued.

By objects	Obligations					
	Estimate, 1935		Estimate, 1934		Actual, 1933	
	Posi- tions	Av. salary	Posi- tions	Av. salary	Posi- tions	Av. salary
PERSONAL SERVICES, DEPARTMENTAL—con.						
Custodial service:						
Grade 7. Senior mechanic	3	\$2,040	3	\$2,040	3	\$2,041
Grade 6. Mechanic	3	1,840	4	1,837	6	1,846
Foreman of laborers	1	1,920	1	1,920	1	1,920
Grade 4. Assistant foreman of laborers	1	1,560	1	1,560	1	1,560
Undermechanic	2	1,440	2	1,440	2	1,440
Grade 3. Guard (watchman)	1	1,260				
Guard (watchman)	3	1,200				
Messenger	1	1,380	1	1,380	1	1,380
Senior laborer	2	1,440	2	1,440	2	1,440
Grade 2. Assistant messenger	3	1,100	3	1,100	3	1,100
Junior office laborer (charwomen, part time)	4	725	4	725	4	669
Total permanent, departmental	60	120,092	59	121,100	61	125,367
Deduct lapses and administrative fur- loughs		2,757		8,382		6,917
Net permanent, departmental		117,335		112,718		118,450
Deduct legislative reductions		11,873		16,908		11,905
		105,462		95,810		106,545
Unclassified part-time employees, at \$3 per diem when actually employed (relief watchman)		1,395				
01 Personal services (net)		106,857		95,810		106,545
OTHER OBLIGATIONS						
02 Supplies and materials		1,650		1,650		1,717
05 Communication service		1,800		1,800		1,872
06 Travel expenses		100		100		66
10 Furnishing heat, light, power, water, and electricity		1,600		1,600		1,636
12 Repairs and alterations		440		440		455
13 Special and miscellaneous current ex- penses		110		110		92
30 Equipment		300		300		316
Total other obligations		6,000		6,000		6,154
Grand total obligations		112,857		101,810		112,699
Estimated savings and unobligated bal- ances				24,165		23,481
Total estimate or appropriation		112,857		125,975		136,180

General weather service and research: For necessary expenses incident to collecting and disseminating meteorological, climatological, and marine information, and for investigations in meteorology, climatology, seismology, evaporation, and aerology in the District of Columbia and elsewhere, including **[\$4,288] \$3,815** for investigations of the relationship of weather conditions to forest fires, under section 6 of the Act approved May 22, 1928 (U.S.C., Supp. [V.] VI, title 16, sec. 581e), **[\$2,279,750] \$1,806,519**, of which not to exceed \$800 may be expended for the contribution of the United States to the cost of the office of the secretariat of the International Meteorological Committee, and not to exceed \$10,000 may be expended for the maintenance of a printing office in the city of Washington for the printing of weather maps, bulletins, circulars, forms, and other publications: *Provided*, That no printing shall be done by the Weather Bureau that can be done at the Government Printing Office without impairing the service of said bureau (U.S.C., title 5, secs. 511, 512; title 15, secs. 311-313, 317; U.S.C., Supp. VI, title 15, sec. 313; title 16, sec. 581e; act Mar. 3, 1933, 47 Stat., p. 1438).

Est. 1935, \$1,806,519

App. 1934, \$2,279,750

By objects	Obligations					
	Estimate, 1935		Estimate, 1934		Actual, 1933	
	Posi- tions	Av. salary	Posi- tions	Av. salary	Posi- tions	Av. salary
PERSONAL SERVICES, DEPARTMENTAL						
Professional service:						
Grade 6. Senior district forecaster	1	\$6,000	1	\$6,000	1	\$6,000
Principal meteorologist	3	5,800	3	5,800	3	5,800
Grade 5. District forecaster	1	4,800	1	4,800	1	4,800
Senior meteorologist	3	4,913	3	4,913	4	4,900
Grade 4. Meteorologist	1	3,800	1	3,800	1	3,800
Grade 3. Associate meteorologist	3	3,233	3	3,233	3	3,233
Associate librarian (librarian)	1	3,400	1	3,400	1	3,400
Grade 2. Assistant meteorologist	5	2,705	5	2,705	6	2,768
Grade 1. Junior meteorologist	1	2,500	1	2,500	1	2,500

Salaries and Expenses, Weather Bureau—Continued.

By objects	Obligations					
	Estimate, 1935		Estimate, 1934		Actual, 1933	
	Posi- tions	Av. salary	Posi- tions	Av. salary	Posi- tions	Av. salary
PERSONAL SERVICES, DEPARTMENTAL—CON.						
Subprofessional service:						
Grade 8. Chief scientific aid.....	2	\$2,740	2	\$2,740	3	\$2,800
Grade 7. Principal engineering drafts- man.....	1	2,600	1	2,600	1	2,600
Principal laboratory mechanic.....	1	2,600	1	2,600	1	2,600
Principal scientific aid.....	1	2,300	2	2,400	2	2,400
Principal lithographer, mechan- ical.....	3	2,400	3	2,400	3	2,500
Grade 6. Senior scientific aid.....	9	2,151	10	2,136	10	2,140
Senior lithographer, mechanical.....	9	2,086	9	2,086	10	2,140
Senior laboratory mechanic.....	3	2,300	3	2,300	3	2,300
Senior library assistant.....	2	2,200	1	2,200	1	2,200
Senior engineering draftsman.....	2	2,200	2	2,200	2	2,200
Grade 5. Scientific aid.....	10	1,818	10	1,818	10	1,825
Laboratory mechanic.....	2	1,890	2	1,890	2	1,890
Library assistant.....	1	1,980	1	1,980	1	1,980
Grade 4. Assistant scientific aid.....	3	1,620	3	1,620	4	1,695
Assistant lithographer, mechan- ical.....	1	1,620	1	1,620	1	1,620
Grade 2. Apprentice lithographer, me- chanical.....	3	1,360	3	1,360	3	1,360
Clerical, administrative, and fiscal service:						
Grade 8. Administrative assistant (chief of division).....	2	2,900	2	2,900	2	2,900
Grade 7. Junior administrative assistant.....	1	2,600	1	2,600	1	2,600
Grade 6. Principal clerk.....	5	2,520	5	2,520	5	2,540
Grade 5. Senior clerk.....	2	2,150	2	2,150	3	2,300
Grade 4. Clerk.....	3	1,960	4	1,920	4	1,965
Clerk-stenographer.....	2	1,890	2	1,890	2	1,890
Head operator, office devices.....	8	1,920	8	1,920	8	1,920
Grade 3. Assistant clerk.....	3	1,660	3	1,660	5	1,657
Assistant clerk-stenographer.....	3	1,640	3	1,640	2	1,620
Grade 2. Junior clerk.....	6	1,490	6	1,490	6	1,490
Junior clerk-stenographer.....	1	1,560	1	1,560	1	1,560
Junior operator, office devices.....	1	1,440	1	1,440	1	1,440
Custodial service:						
Grade 5. Junior mechanic.....	1	1,740	1	1,740	1	1,740
Grade 3. Messenger.....	4	1,200	4	1,200	4	1,200
Senior laborer.....	4	1,335	4	1,335	4	1,335
Minor mechanic.....	3	1,500	3	1,500	3	1,500
Grade 2. Junior laborer (full time).....	5	1,236	5	1,236	5	1,236
Assistant messenger.....	3	1,120	3	1,120	3	1,120
Grade 1. Junior messenger.....					2	600
Total permanent, departmental.....	127	278,056	131	286,557	140	308,082
Deduct lapses and administrative furloughs.....		11,324		13,935		21,242
Net permanent, departmental.....		266,732		272,622		286,840
PERSONAL SERVICES, FIELD						
Professional service:						
Grade 6. Senior district forecaster.....	4	5,900	4	5,900	4	5,900
Principal meteorologist.....	1	5,800	1	5,800	1	5,800
Grade 5. Senior meteorologist.....	16	4,638	16	4,638	121	4,629
Grade 4. Meteorologist.....	7	3,800	7	3,800	2	3,800
Grade 3. Associate meteorologist.....	30	3,314	31	3,323	36	3,415
Grade 2. Assistant meteorologist.....	101.4	2,722	104.4	2,729	109.8	2,755
Grade 1. Junior meteorologist.....	85.8	2,193	90.8	2,202	95.9	2,286
Subprofessional service:						
Grade 6. Senior observer.....	21	2,086	22	2,105	22	2,122
Senior observer and radio opera- tor.....	1	2,000	1	2,000	2	2,000
Grade 5. Observer.....	41.8	1,830	39.8	1,831	47	1,847
Observer and radio operator.....	2	1,800	2	1,800	2	1,800
Printer.....	30	1,868	30	1,868	30	1,882
Grade 4. Assistant observer.....	51.5	1,657	54.5	1,664	54.5	1,662
Grade 3. Junior observer.....	85	1,459	87	1,463	80.7	1,455
Grade 2. Under observer.....	23	1,323	26	1,325	27	1,332
Grade 1. Minor observer.....	87	1,047	101	1,048	103	1,040
Clerical, administrative, and fiscal service:						
Grade 2. Telephone operator (junior clerk).....	1	1,440	1	1,440	1	1,440
Junior stenographer.....	1	1,500	1	1,500	2	1,470
Grade 1. Under operative.....	1	1,260	1	1,260	1	1,260
Custodial service:						
Grade 6. Mechanic.....	2	1,740	3	1,800	3	1,843
Grade 5. Junior mechanic.....	1	1,500	2	1,500	1	1,500
Grade 2. Skilled laborer.....	2	1,140	2	1,140	2	1,140
Unskilled laborer.....	1	1,320			1	1,050
Unskilled laborer.....	2	1,020	1	1,020	1	1,020
Grade 1. Unskilled laborer.....	2	660	2	660	2	660
Total permanent, field.....	600.5		630.5		651.9	
Deduct lapses and administrative furloughs.....		1,220,747		1,272,381		1,343,879
		47,182		106,800		68,295
Net permanent, field.....		1,173,565		1,165,581		1,275,584
Temporary, field.....		94,514		96,514		112,889
All personal services, field.....		1,268,079		1,262,095		1,388,473
Total, departmental and field.....		1,534,811		1,534,717		1,675,313
Deduct subsistence and quarters furnished.....		11,480		11,400		11,600
		1,523,331		1,523,317		1,663,713
Deduct legislative reductions.....		153,481		230,208		160,289
01 Personal services (net).....		1,369,850		1,293,109		1,503,424

¹ Includes \$2,000 contributed to salary of 1 man by State of Iowa, which amount is not included in the column totals.

Salaries and Expenses, Weather Bureau—Continued.

By objects	Obligations					
	Estimate, 1935		Estimate, 1934		Actual, 1933	
	Posi- tions	Av. salary	Posi- tions	Av. salary	Posi- tions	Av. salary
OTHER OBLIGATIONS						
02 Supplies and materials.....		\$25,000		\$25,000		\$29,669
05 Communication service.....		274,800		274,800		326,700
06 Travel expenses.....		6,707		6,707		7,394
07 Transportation of things (service).....		12,100		12,100		13,620
08 Photographs and prints.....		204		204		370
10 Furnishing heat, light, power, water, etc.....		10,500		10,500		11,264
11 Rents.....		64,504		74,910		99,638
12 Repairs and alterations.....		10,624		10,500		21,641
13 Special and miscellaneous current ex- penses.....		11,000		11,000		14,846
30 Equipment.....		20,000		20,000		28,232
32 Structures and parts and improvements to land.....		1,230		1,230		3,209
Total other obligations.....		436,669		446,951		556,583
Grand total obligations.....		1,806,519		1,740,060		2,060,007
Estimated savings and unobligated bal- ances.....				539,690		443,211
Total estimate or appropriation.....		1,806,519		2,279,750		2,503,218
BY ACTIVITIES OR PROJECTS						
1. Meteorological observations and reports.....		606,145		582,810		691,260
2. General forecasts and warnings.....		409,575		394,025		467,620
3. Climatology.....		467,205		449,670		533,540
4. Agricultural meteorology.....		59,434		57,375		67,980
5. River and flood service.....		160,240		154,710		183,340
6. Marine meteorology.....		63,045		60,870		72,100
7. Forest fire-weather warning service:						
Service.....		30,015		29,802		31,705
Research.....		3,815		3,998		4,215
8. Solar radiation.....		7,045		6,800		8,247
Total.....		1,806,519		1,740,060		2,060,007
Horticultural protection: For investigations, observations, and reports, forecasts, warnings, and advices for the protection of horticultural interests, [§44,905] §31,857 (U.S.C., title 5, secs. 511, 512; title 16, secs. 311-313, 317; U.S.C., Supp. VI, title 15, sec. 313; title 16, sec. 581e; act Mar. 3, 1933, 47 Stat., p. 1438).						
Est. 1935, \$31,857			App. 1934, \$44,905			
PERSONAL SERVICE, FIELD						
Professional service:						
Grade 5. Senior meteorologist.....	1	\$4,600	1	\$4,600	1	\$4,600
Grade 3. Associate meteorologist.....	1	3,200	1	3,200	2	3,200
Grade 2. Assistant meteorologist.....	1.6	2,740	1.6	2,740	1.6	2,740
Grade 1. Junior meteorologist.....	2.6	2,104	2.6	2,104	2.9	2,093
Subprofessional service:						
Grade 5. Observer.....	1.2	1,800	1.2	1,800	1.2	1,800
Grade 4. Assistant observer.....	1.8	1,650	1.8	1,650	1.8	1,650
Grade 3. Junior observer.....	1.5	1,440	1.5	1,440	1.5	1,440
Total permanent, field.....	10.7	24,944	10.7	24,944	12	28,743
Temporary, field.....		1,300		1,300		1,194
All personal services, field.....		26,244		26,244		29,937
Deduct legislative reductions.....		2,624		3,937		2,751
01 Personal services (net).....		23,620		22,307		27,186
OTHER OBLIGATIONS						
02 Supplies and materials.....		50		50		71
05 Communication service.....		4,360		4,360		4,508
06 Travel expenses.....		2,920		2,920		2,923
07 Transportation of things (service).....		700		700		773
08 Photographs and prints.....		7		7		5
12 Repairs and alterations.....		100		106		63
13 Special and miscellaneous current ex- penses.....						2
30 Equipment.....		100		100		34
Total other obligations.....		8,237		8,237		8,379
Grand total obligations.....		31,857		30,544		35,565
Estimated savings and unobligated bal- ances.....				14,361		23,635
Total estimate or appropriation.....		31,857		44,905		59,200
BY ACTIVITIES AND PROJECTS						
1. Fruit-frost service.....		31,357		30,044		31,427
2. Harvest-weather service.....						3,638
3. Fruit-spray service.....		500		500		500
Total.....		31,857		30,544		35,565

Aerology: For the maintenance of stations, for observing, measuring, and investigating atmospheric phenomena, including salaries and other expenses, in the city of Washington and elsewhere, **[\$1,280,605]** \$1,081,059 (U.S.C., title 5, secs. 511, 512; title 15, secs. 311-313, 317; U.S.C., Supp. VI, title 15, sec. 313; title 16, sec. 581e; act Mar. 3, 1933, 47 Stat., p. 1438).

Est. 1935, \$1,081,059

App. 1934, \$1,280,605

By objects	Obligations					
	Estimate, 1935		Estimate, 1934		Actual, 1933	
	Posi- tions	Av. salary	Posi- tions	Av. salary	Posi- tions	Av. salary
PERSONAL SERVICES, DEPARTMENTAL						
Professional service:						
Grade 6. Principal meteorologist.....	1	\$5,600	1	\$5,600	1	\$5,600
Grade 3. Associate meteorologist.....	3	3,200	3	3,200	3	3,200
Grade 2. Assistant meteorologist.....	2	2,600	2	2,600	2	2,600
Grade 1. Junior meteorologist.....	1	2,100	1	2,100	1	2,100
Subprofessional service:						
Grade 6. Senior scientific aid.....	8	2,030	8	2,030	8	2,050
Senior engineering draftsman.....	1	2,200	1	2,200	1	2,200
Senior laboratory mechanic.....	1	2,200	1	2,200	1	2,200
Grade 5. Scientific aid.....	7	1,800	7	1,800	7	1,825
Grade 4. Assistant scientific aid.....	3	1,620	3	1,620	3	1,620
Grade 2. Under-laboratory mechanic.....	1	1,500	1	1,500	1	1,500
Clerical, administrative, and fiscal service:						
Grade 4. Clerk.....	1	2,040	1	2,040	1	2,040
Grade 3. Assistant clerk.....	7	1,714	10	1,716	10	1,740
Assistant clerk-stenographer.....	2	1,650	1	1,680	1	1,680
Senior operative.....	1	1,620	1	1,620	1	1,620
Grade 2. Junior clerk.....	3	1,440	3	1,440	3	1,440
Total permanent, departmental.....	42	85,380	44	88,920	44	89,495
Deduct lapses and administrative furloughs.....		3,231		5,400		1,425
Net permanent, departmental.....		82,149		83,520		88,070
PERSONAL SERVICES, FIELD						
Professional service:						
Grade 4. Meteorologist.....	5	3,800	5	3,800	5	3,800
Grade 3. Associate meteorologist.....	23	3,257	23	3,257	23	3,261
Grade 2. Assistant meteorologist.....	20	2,675	20	2,675	21	2,688
Grade 1. Junior meteorologist.....	46	2,067	46	2,067	47	2,072
Subprofessional service:						
Grade 6. Senior observer.....	13	2,031	14	2,036	14	2,038
Grade 5. Observer.....	45	1,843	45	1,843	48	1,851
Grade 4. Assistant observer.....	82	1,658	85	1,657	87	1,664
Grade 3. Junior observer.....	129	1,479	159	1,475	164	1,477
Grade 2. Underobserver.....	18	1,287	25	1,289	25	1,286
Grade 1. Minor observer.....	9	1,033	11	1,031	12	1,030
Custodial service:						
Grade 7. Senior mechanic.....					1	1,920
Grade 4. Skilled laborer.....			1	1,320	2	1,320
Unskilled laborer.....					2	1,020
Total permanent, field.....	390	711,041	434	774,188	451	803,321
Deduct lapses and administrative furloughs.....		25,502		94,855		17,405
Net permanent, field.....		685,539		679,333		785,916
Temporary, field.....		184,081		189,151		273,362
All personal services, field.....		869,620		868,484		1,059,278
Total departmental and field.....		951,769		952,004		1,147,348
Deduct subsistence and quarters furnished.....		640		840		960
		951,129		951,164		1,146,388
Deduct legislative reduction.....		95,177		142,801		102,372
01 Personal services (net).....		855,952		808,363		1,044,016
OTHER OBLIGATIONS						
02 Supplies and materials.....		30,400		30,400		37,485
05 Communication service.....		115,900		115,900		139,102
06 Travel expenses.....		5,000		5,000		7,345
07 Transportation of things (service).....		9,000		9,000		12,200
08 Photographs and prints.....		47		47		30
09 Advertising and publications of notices (service).....		100		100		103
10 Furnishing heat, light, power, water, etc.		6,000		6,000		7,146
11 Rents.....		2,800		2,800		4,030
12 Repairs and alterations.....		2,600		2,600		2,668
13 Special and miscellaneous current expenses.....		43,260		43,260		49,548
30 Equipment.....		10,000		10,000		12,520
32 Structures and parts and improvements to land.....						125
Total other obligations.....		225,107		225,107		272,302
Grand total obligations.....		1,081,059		1,033,470		1,316,318
Estimated savings and unobligated balances.....				247,135		149,122
Total estimate or appropriation.....		1,081,059		1,280,605		1,465,440
BY ACTIVITIES AND PROJECTS						
1. Aerological observations and reports.....		54,050		51,675		65,815
2. Aviation forecasts and warnings.....		14,059		13,435		17,116
3. Commercial airways meteorological service.....		985,925		942,525		1,200,477
4. Aerological survey of the United States.....		27,025		25,835		32,910
Total.....		1,081,059		1,033,470		1,316,318

Total, Weather Bureau, **[\$3,731,235]** \$3,032,292, of which amount not to exceed **[\$474,000]** \$420,850 may be expended for personal services in the District of Columbia.

Annual appropriations, general fund:

Estimate 1935, \$3,032,292

Appropriated 1934, \$3,731,235

National Industrial Recovery, Weather Bureau—

By objects	Obligations					
	Estimate, 1935		Estimate, 1934		Actual, 1933	
	Posi- tions	Av. salary	Posi- tions	Av. salary	Posi- tions	Av. salary
Replacing river gages						
PERSONAL SERVICES, DEPARTMENTAL						
Temporary, departmental.....		\$3,220		\$4,158		
PERSONAL SERVICES, FIELD						
Temporary, field.....		5,000		6,167		
Total, departmental and field.....		8,220		10,325		
Deduct legislative reductions in compensation.....				720		
01 Personal services (net).....		8,220		9,605		
OTHER OBLIGATIONS						
02 Supplies and materials.....		3,000		3,000		
05 Telegraphing and telephoning.....		50		50		
06 Travel expenses.....		4,000		4,000		
07 Transportation of things (service).....		100		100		
08 Photographs and prints.....		75		75		
13 Special and miscellaneous current expenses.....		200		200		
30 Equipment.....		2,000		2,000		
32 Structures and parts and improvements to land.....		72,355		40,970		
Total other obligations.....		81,780		50,395		
Grand total obligations.....		90,000		60,000		
Deduct in 1935 and add in 1934 amount of 1933-1935 appropriation available in 1935.....		-90,000		+90,000		
Total.....				150,000		
Received by transfer from Federal Emergency Administration of Public Works.....				-150,000		
Total estimate or appropriation.....						
Physical improvements						
12 Repairs and alterations.....				19,725		
32 Structures and parts and improvements to land.....				275		
Total obligations.....				20,000		
Received by transfer from Federal Emergency Administration of Public Works.....				-20,000		
Total estimate or appropriation.....						

BUREAU OF ANIMAL INDUSTRY

Salaries and Expenses, Bureau of Animal Industry—

For carrying out the provisions of the Act approved May 29, 1884 (U.S.C., title 7, sec. 391; title 21, secs. 112-119, 130), establishing a Bureau of Animal Industry, and the provisions of the Act approved March 3, 1891 (U.S.C., title 45, secs. 75, 76), providing for the safe transport and humane treatment of export cattle from the United States to foreign countries, and for other purposes; the Act approved August 30, 1890 (U.S.C., title 21, secs. 101-105), providing for the importation of animals into the United States, and for other purposes; and the provisions of the Act approved February 2, 1903 (U.S.C., title 21, secs. 111-113, 120-122), to enable the Secretary of Agriculture to more effectually suppress and prevent the spread of contagious and infectious diseases of livestock, and for other purposes; and also the provisions of the Act approved March 3, 1905 (U.S.C., title 21, secs. 123-128) to enable the Secretary of Agriculture to establish and maintain quarantine districts, to permit and regulate the movement of cattle and other livestock therefrom, and for other purposes; and for carrying out the provisions of the Act of June 29, 1906 (U.S.C., title 45, secs. 71-74), entitled "An Act to prevent cruelty to animals while in transit by railroad or other means of transportation"; and for carrying out the provisions of the Act approved March 4, 1913 (U.S.C., title 21, secs. 151-158), regulating the preparation, sale, barter, exchange, or shipment of any virus, serum, toxin, or analogous products manufactured in the United States and the importation of such products intended for use in the

treatment of domestic animals; and for carrying out the provisions of the Packers and Stockyards Act, approved August 15, 1921 (U.S.C., title 7, secs. 181-229); and to enable the Secretary of Agriculture to collect and disseminate information concerning livestock and animal products; to prepare and disseminate reports on animal industry; to employ and pay from the appropriation herein made as many persons in the city of Washington or elsewhere as he may deem necessary; to purchase in the open market samples of all tuberculin, serums, antitoxins, or analogous products, of foreign or domestic manufacture, which are sold in the United States, for the detection, prevention, treatment, or cure of diseases of domestic animals, to test the same, and to disseminate the results of said tests in such manner as he may deem best; to purchase and destroy diseased or exposed animals, including poultry, or quarantine the same whenever in his judgment essential to prevent the spread of pleuropneumonia, tuberculosis, contagious poultry diseases, or other diseases of animals from one State to another, as follows (U.S.C., title 5, secs. 511, 512; title 7, secs. 181-229, 391; title 21, secs. 101-105, 111-127, 130, 151-158; title 45, secs. 71-76; U.S.C., Supp. VI, title 7, secs. 205, 231; act Mar. 3, 1933, 47 Stat., p. 1439):

General administrative expenses: For necessary expenses for general administrative purposes, including the salary of chief of bureau and other personal services in the District of Columbia, [\$170,915] \$162,185 (U.S.C., title 5, secs. 511, 512; title 7, secs. 181-229, 391; title 21, secs. 101-105, 111-128, 130, 151-158; title 45, secs. 71-76; U.S.C., Supp. VI, title 7, secs. 205, 231; act Mar. 3, 1933, 47 Stat., p. 1439).

Est. 1935, \$162,185

App. 1934, \$170,915

By objects	Obligations					
	Estimate, 1935		Estimate, 1934		Actual, 1933	
	Posi- tions	Av. salary	Posi- tions	Av. salary	Posi- tions	Av. salary
PERSONAL SERVICES, DEPARTMENTAL						
Professional service:						
Grade 8. Chief of Bureau	1	\$8,500	1	\$8,500	1	\$8,500
Grade 5. Editor	1	4,800	1	4,800	1	4,800
Grade 4. Attorney	1	4,200	1	4,200	0.5	4,200
Grade 2. Assistant librarian	1	2,800	1	2,800	1	2,800
Grade 1. Junior librarian	1	2,000	1	2,000	1	2,000
Subprofessional service:						
Grade 5. Library assistant	1	1,800	1	1,800	1	1,800
Laboratory machinist	2	1,860	2	1,860	2	1,860
Clerical, administrative, and fiscal service:						
Grade 12. Chief administrative officer	1	4,800	1	4,800	1	4,800
Grade 9. Chief clerk	1	3,600	1	3,600	1	3,600
Grade 8. Administrative assistant	1	3,300	1	3,300	1	3,300
Agricultural writer	1	3,000	1	3,000	1	3,000
Grade 7. Junior administrative assistant	5	2,880	5	2,880	5	2,880
Grade 6. Principal clerk	3	2,433	3	2,433	3	2,433
Grade 5. Senior clerk	4	2,425	4	2,425	4	2,425
Grade 4. Clerk	15	1,976	15	1,976	15	1,976
Grade 3. Assistant clerk	19	1,784	19	1,784	19	1,778
Grade 2. Junior clerk	7	1,500	7	1,500	7	1,500
Junior operative	1	1,560	1	1,560	1	1,560
Grade 1. Underclerk	1	1,500	1	1,500	1	1,500
Custodial service:						
Grade 6. General foreman of laborers					1	1,800
Grade 4. Head messenger	1	1,680	1	1,680	1	1,680
Grade 3. Messenger	2	1,410	2	1,410	2	1,410
Laborer	1	1,200	1	1,200	1	1,200
Grade 2. Assistant messenger	3	1,080	3	1,080	3	1,080
Junior office laborer	4	1,215	4	1,215	5	1,188
Junior office laborer, part time at 50 cents per hour	1	523	1	523	2	523
Grade 1. Junior messenger	5	600	5	600	5	600
Total permanent, departmental	84	168,341	84	168,341	86.5	169,520
Deduct lapses and administrative furloughs		1,500		1,500		5,161
Net permanent, departmental		166,841		166,841		164,359
Temporary employees, departmental		370		370		630
All personal services, departmental		167,211		167,211		164,989
Deduct legislative reductions		16,721		25,082		16,594
01 Personal services (net)		150,490		142,129		148,395
OTHER OBLIGATIONS						
02 Supplies and materials		1,000		1,000		488
05 Communication service		1,025		1,025		898
06 Travel expenses		1,250		1,250		541
11 Other rents		2,389		2,389		2,564
12 Repairs and alterations		3,750		3,750		2,670
13 Special and miscellaneous current expenses		750		750		730
30 Equipment		1,531		1,531		2,621
Total other obligations		11,695		11,695		10,512
Grand total obligations		162,185		153,824		158,907
Estimated savings and unobligated balances				17,091		25,118
Total estimate or appropriation		162,185		170,915		184,025

Inspection and quarantine: For inspection and quarantine work, including all necessary expenses for the eradication of scabies in sheep and cattle, the inspection of southern cattle, the supervision of the transportation of livestock, and the inspection of vessels, the execution of the twenty-eight hour law, the inspection and quarantine of imported animals, including the establishment and maintenance of quarantine stations and repairs, alterations, improvements, or additions to buildings thereon; the inspection work relative to the existence of contagious diseases, and the mallein testing of animals, [\$689,660] \$622,090 (U.S.C., title 5, secs. 511, 512; title 7, secs. 181-229, 391; title 21, secs. 101-105, 111-127, 130, 151-158; title 45, secs. 71-76; U.S.C., Supp. VI, title 7, secs. 205, 231; act Mar. 3, 1933, 47 Stat., p. 1439).

Est. 1935, \$622,090

App. 1934, \$689,660

By objects	Obligations					
	Estimate, 1935		Estimate, 1934		Actual, 1933	
	Posi- tions	Av. salary	Posi- tions	Av. salary	Posi- tions	Av. salary
PERSONAL SERVICES, DEPARTMENTAL						
Professional service:						
Grade 6. Principal veterinarian (Assistant Chief of Bureau)	0.3	\$5,800	0.3	\$5,800	0.2	\$5,800
Principal veterinarian	1	4,600	1	4,600	1	4,600
Grade 5. Senior veterinarian	2	4,600	2	4,600	1.9	4,600
Senior biochemist	1	4,800	1	4,800	1	4,800
Senior bacteriologist	1	4,600	1	4,600	1	4,600
Clerical, administrative, and fiscal service:						
Grade 9. Senior administrative assistant	1	3,300	1	3,300	1	3,300
Grade 4. Clerk	1	1,980	1	1,980	2	1,980
Grade 3. Assistant clerk	3	1,820	3	1,820	3	1,940
Total permanent, departmental	10.3	36,680	10.3	36,680	11.1	37,980
Deduct lapses and administrative furloughs		250		250		716
All personal services, departmental		36,430		36,430		37,264
PERSONAL SERVICES, FIELD						
Professional service:						
Grade 5. Senior veterinarian	5.1	4,600	5.1	4,600	5.1	4,600
Grade 4. Veterinarian	0.3	3,800	0.3	3,800	0.3	3,800
Grade 3. Associate veterinarian	5	3,260	5	3,260	5	3,260
Grade 2. Assistant veterinarian	95.3	2,906	102.3	2,900	108.1	2,927
Grade 1. Junior veterinarian	1.5	2,333	1.5	2,333	3.5	2,343
Subprofessional service:						
Grade 8. Chief scientific aid	0.5	3,100	0.5	3,100	0.5	3,100
Grade 7. Scientific aid	2	2,300	2	2,300	2	3,300
Principal lay inspector	1.4	2,429	1.4	2,429	1.4	2,429
Grade 6. Senior lay inspector	79	2,072	81	2,073	86.4	2,044
Grade 5. Lay inspector	7	1,817	7	1,817	8	1,800
Grade 4. Assistant lay inspector	9	1,667	9	1,667	4	1,680
Clerical, administrative, and fiscal service:						
Grade 4. Clerk	4	1,935	4	1,935	4	1,935
Grade 3. Assistant clerk	4.7	1,748	4.7	1,748	4.7	1,748
Grade 2. Junior clerk	3	1,700	3	1,700	3	1,700
Custodial service:						
Grade 7. Senior mechanic	1	2,100	1	2,100	1	2,100
Grade 6. Mechanic	1	1,860	1	1,860	1	1,860
Total permanent, field	219.8	547,030	228.8	571,030	242.9	599,941
Deduct lapses and administrative furloughs		1,250		1,250		13,142
Net permanent, field		545,780		569,780		586,799
Temporary employees, field		9,430		10,750		22,074
All personal services, field		555,210		580,530		607,807
Total, departmental and field		501,640		616,960		647,203
Deduct subsistence and quarters furnished		1,600		1,600		1,600
		590,040		615,360		644,537
Deduct legislative reductions		59,164		92,544		65,616
01 Personal services (net)		530,876		522,816		578,921
OTHER OBLIGATIONS						
02 Supplies and materials		14,750		13,500		12,310
04 Storage of motor cars		450		450		446
05 Communication service		3,500		3,500		3,416
06 Travel expenses		44,270		48,250		41,605
07 Transportation of things (service)		1,800		1,750		1,739
10 Furnishing of heat, light, and power		775		775		757
11 Rents		5,416		5,500		5,489
12 Repairs and alterations		9,753		8,978		7,160
13 Special and miscellaneous current expenses		750		500		497
30 Equipment		9,750		14,675		7,206
Total other obligations		91,214		97,878		80,625
Grand total obligations		622,090		620,694		659,546
Received by transfer from Department of the Interior						-14,000
Unobligated under transfer from Department of the Interior						+2,794
Net total obligations		622,090		620,694		648,340
Estimated savings and unobligated balances				68,966		91,690
Total estimate or appropriation		622,090		689,660		740,030

Salaries and Expenses, Bureau of Animal Industry—Continued.

By objects	Obligations		
	Estimate, 1935	Estimate, 1934	Actual, 1933
BY ACTIVITIES OR PROJECTS			
1. Eradication of scabies in sheep.....	\$78,491	\$102,750	\$94,229
2. Eradication of scabies in cattle and horses.....	91,087	86,750	98,863
3. Control over interstate shipment of livestock.....	273,632	261,060	263,268
4. Enforcement of the 28-hour law.....	27,236	25,940	27,828
5. Investigation of the existence of miscellaneous diseases.....	5,454	5,194	4,790
6. Quarantine of animals at ports of entry.....	8,400	8,000	9,516
7. Inspection of animals for import.....	54,600	52,000	56,616
8. Supervision over the importation of animal byproducts, forage, etc.....	75,840	72,000	86,127
9. Inspection and testing animals for export.....	7,350	7,000	7,103
Total departmental funds.....	622,090	620,694	648,340
10. Funds received by transfer from other departments or establishments: Department of the Interior.....			11,206
Grand total.....	622,090	620,694	659,546

Eradicating tuberculosis: For investigating the diseases of tuberculosis and paratuberculosis of animals, and avian tuberculosis, for their control and eradication, for the tuberculin testing of animals, and for researches concerning the causes of the diseases, their modes of spread, and methods of treatment and prevention, including demonstrations, the formation of organizations, and such other means as may be necessary, either independently or in cooperation with farmers, associations, or State, Territory, or county authorities, **[\$5,945,360] \$4,042,179**, of which **[\$1,145,360] \$1,042,179** shall be set aside for administrative and operating expenses and **[\$4,800,000] \$3,000,000** for the payment of indemnities: *Provided*, That in carrying out the purpose of this appropriation, if in the opinion of the Secretary of Agriculture it shall be necessary to condemn and destroy tuberculous or paratuberculous cattle, if such animals have been destroyed, condemned, or die after condemnation, he may, in his discretion, and in accordance with such rules and regulations as he may prescribe, expend in the city of Washington or elsewhere such sums as he shall determine to be necessary, within the limitations above provided, for the payment of indemnities, for the reimbursement of owners of such animals, in cooperation with such States, Territories, counties, or municipalities, as shall by law or by suitable action in keeping with its authority in the matter, and by rules and regulations adopted and enforced in pursuance thereof, provide inspection of tuberculous or paratuberculous cattle and for compensation to owners of cattle so condemned, but no part of the money hereby appropriated shall be used in compensating owners of such cattle except in cooperation with and supplementary to payments to be made by State, Territory, county, or municipality where condemnation of such cattle shall take place, nor shall any payment be made hereunder as compensation for or on account of any such animal if at the time of inspection or test, or at the time of condemnation thereof, it shall belong to or be upon the premises of any person, firm, or corporation to which it has been sold, shipped, or delivered for the purpose of being slaughtered: *Provided further*, That out of the money hereby appropriated no payment as compensation for any cattle condemned for slaughter shall exceed one-third of the difference between the appraised value of such cattle and the value of the salvage thereof; that no payment hereunder shall exceed the amount paid or to be paid by the State, Territory, county, and municipality where the animal shall be condemned; that in no case shall any payment hereunder be more than \$25 for any grade animal or more than \$50 for any purebred animal, and that no payment shall be made unless the owner has complied with all lawful quarantine regulations (*U.S.C., title 5, secs. 511, 512; title 7, secs. 181-229, 391; title 21, secs. 101-105, 111-127, 130, 151-158; title 45, secs. 71-76; U.S.C., Supp. VI, title 7, secs. 205, 231; act Mar. 3, 1933, 47 Stat., p. 1440*).

Est. 1935, \$4,042,179

App. 1934, \$5,945,360

Salaries and Expenses, Bureau of Animal Industry—Continued.

By objects	Obligations					
	Estimate, 1935		Estimate, 1934		Actual, 1933	
PERSONAL SERVICES, DEPARTMENTAL	Posi- tions	Av. salary	Posi- tions	Av. salary	Posi- tions	Av. salary
Professional service:						
Grade 6. Principal veterinarian and chief of division.....	1	\$5,600	1	\$5,600	1	\$5,600
Grade 5. Senior biochemist.....	2	4,600	2	4,600	2	4,600
Senior bacteriologist.....	0.9	4,600	0.9	4,600	0.9	4,600
Grade 4. Veterinarian.....	1	4,000	1	4,000	1	4,000
Grade 3. Associate bacteriologist.....	0.3	3,200	0.3	3,200	0.5	3,200
Associate pathologist.....	0.3	3,300	0.3	3,300	0.3	3,300
Grade 2. Assistant bacteriologist.....	2	2,850	2	2,850	2	2,850
Grade 1. Junior bacteriologist.....	1	2,300	1	2,300	1	2,300
Subprofessional service:						
Grade 2. Under scientific helper.....	1	1,500	1	1,500	1	1,500
Grade 1. Minor scientific helper.....	6.5	1,108	6.5	1,108	6.5	1,108
Clerical, administrative, and fiscal service:						
Grade 5. Senior clerk.....	1	2,600	1	2,600	1	2,600
Grade 4. Clerk.....	2	1,860	2	1,860	2	1,860
Grade 3. Assistant clerk.....	2	1,770	2	1,770	2	1,770
Grade 2. Junior clerk.....	1	1,440	1	1,440	1	1,440
Custodial service:						
Grade 2. Junior office laborer.....	3	1,080	3	1,080	3	1,080
Total permanent, departmental.....	25	56,130	25	56,130	25.2	56,770
Deduct lapses and administrative furloughs.....		500		500		1,860
Net permanent, departmental.....		55,630		55,630		54,910
PERSONAL SERVICES, FIELD						
Professional service:						
Grade 5. Senior veterinarian.....	5.8	4,634	5.8	4,634	6.3	4,632
Grade 4. Veterinarian.....	2.3	4,000	2.3	4,000	2.3	4,000
Grade 3. Associate veterinarian.....	20.8	3,498	20.8	3,498	20.8	3,498
Grade 2. Assistant veterinarian.....	173.5	2,830	173.5	2,830	176	2,832
Grade 1. Junior veterinarian.....	51	2,329	51	2,329	48	2,319
Subprofessional service:						
Grade 7. Principal lay inspector.....	0.2	2,500	0.2	2,500	0.2	2,500
Grade 6. Senior lay inspector.....	9.3	2,044	9.3	2,044	9.8	2,057
Clerical, administrative, and fiscal service:						
Grade 6. Principal clerk.....	1	2,500	1	2,500	1	2,500
Grade 4. Clerk.....	15	1,911	15	1,911	15	1,911
Grade 3. Assistant clerk.....	14.2	1,709	14.2	1,709	15.2	1,715
Grade 2. Junior clerk.....	33.4	1,528	33.4	1,528	34.8	1,516
Grade 1. Underclerk.....	8	1,328	8.2	1,328	9	1,320
Total permanent, field.....	334.5	855,222	334.7	855,487	338.4	863,409
Deduct lapses and administrative furloughs.....		1,250		1,250		5,388
Net permanent, field.....		853,972		854,237		858,021
Temporary employees, field.....		11,360		11,360		9,073
All personal services, field.....		865,332		865,597		867,094
Total, departmental and field.....		920,962		921,227		922,004
Deduct legislative reductions.....		92,096		138,184		94,726
01 Personal services (net).....		828,866		783,043		827,278
OTHER OBLIGATIONS						
02 Supplies and materials.....		29,512		31,012		37,556
04 Storage of motor cars.....		1,350		1,350		1,348
05 Communication service.....		3,500		3,500		3,213
06 Travel expenses.....		134,114		141,959		159,758
07 Transportation of things (service).....		3,000		3,750		3,722
10 Furnishing of heat, light, and power.....		150		150		149
11 Rents.....		5,892		6,000		5,951
12 Repairs and alterations.....		10,500		12,750		14,050
13 Special and miscellaneous current ex- penses.....		450		450		378
30 Equipment.....		24,845		12,500		39,271
53 Indemnities for animals slaughtered on account of tuberculosis.....		3,000,000		3,300,000		3,501,416
Total other obligations.....		3,213,313		3,513,421		3,766,812
Grand total obligations.....		4,042,179		4,296,464		4,594,090
Estimated savings and unobligated balances.....				1,648,896		1,467,687
Total estimate or appropriation.....		4,042,179		5,945,360		6,061,777
BY ACTIVITIES OR PROJECTS						
1. Tuberculin testing of cattle at public stockyards.....		62,800		60,000		56,864
2. Eradicating tuberculosis from herds of cattle and from circumscribed areas.....		953,212		911,464		1,011,376
3. Indemnities for animals slaughtered on account of tuberculosis.....		3,000,000		3,300,000		3,501,416
4. Investigations of animal tuberculosis.....		26,167		25,000		24,434
Total.....		4,042,179		4,296,464		4,594,090

Eradicating cattle ticks: For all necessary expenses for the eradication of southern cattle ticks, **[\$671,089] \$399,306: Provided,** That no part of this appropriation shall be used for the purchase of animals or in the purchase of materials for or in the construction of dipping vats upon land not owned solely by the United States, except at fairs or expositions where the Department of Agriculture makes exhibits or demonstrations; nor shall any part of this appropriation be used in the purchase of materials or mixtures for use in dipping vats except in experimental or demonstration work carried on by the officials or agents of the Bureau of Animal Industry (U.S.C., title 5, secs. 511, 512; title 7, secs. 181-229, 391; title 21, secs. 101-105, 111-127, 130, 151-158; title 45, secs. 71-76; U.S.C., Supp. VI, title 7, secs. 205, 231; act Mar. 3, 1933, 47 Stat., p. 1440).

Est. 1935, \$399,306

App. 1934, \$671,089

By objects	Obligations		
	Estimate, 1935	Estimate, 1934	Actual, 1933
PERSONAL SERVICES, DEPARTMENTAL			
Professional service:	Posi- Av. tions salary	Posi- Av. tions salary	Posi- Av. tions salary
Grade 6. Principal veterinarian and chief of division	1 \$5,600	1 \$5,600	1 \$5,600
Grade 5. Senior veterinarian	0.5 4,600	0.5 4,600	1 4,800
Senior zoologist	0.1 4,600	0.1 4,600	0.1 4,600
Grade 3. Associate chemist	1 3,200	1 3,200	1 3,200
Subprofessional service:			
Grade 1. Minor scientific helper	2 1,170	2 1,170	2 1,170
Clerical, administrative, and fiscal service:			
Grade 4. Clerk	1 1,980	1 1,980	1 1,980
Total permanent, departmental	5.6 15,880	5.6 15,880	6.1 18,380
Deduct lapses and administrative furloughs		200	4,536
Net permanent, departmental	15,680	15,680	13,844
PERSONAL SERVICES, FIELD			
Professional service:			
Grade 5. Senior veterinarian	1.7 4,600	1.7 4,600	1.7 4,600
Grade 4. Veterinarian	1 4,000	1 4,000	1 4,000
Grade 3. Associate veterinarian	3.3 3,285	3.3 3,285	8 3,335
Grade 2. Assistant veterinarian	35.3 2,889	35.3 2,889	38 2,904
Grade 1. Junior veterinarian	3.5 2,429	3.5 2,429	3.5 2,429
Subprofessional service:			
Grade 6. Senior lay inspector	6.2 2,040	6.2 2,040	6.8 2,044
Clerical, administrative, and fiscal service:			
Grade 4. Clerk	4 1,980	4 1,980	4 1,980
Grade 3. Assistant clerk	4 1,725	4 1,725	4 1,725
Grade 2. Junior clerk	7 1,534	7 1,534	7 1,534
Total permanent, field	66 171,350	66 171,350	74 196,810
Deduct lapses and administrative furloughs		1,250	5,226
Net permanent, field	170,100	170,100	191,584
Temporary employees, field	162,930	344,140	404,491
All personal services, field	333,030	614,240	596,075
Total, departmental and field	348,710	529,920	609,919
Deduct legislative reductions	34,871	79,488	50,426
01 Personal services (net)	313,839	450,432	559,493
OTHER OBLIGATIONS			
02 Supplies and materials	18,900	20,100	19,093
04 Storage of motor cars	875		885
05 Communication service	1,775	1,775	1,765
06 Travel expenses	34,000	36,438	34,024
07 Transportation of things (service)	4,250	4,250	3,963
09 Advertising	50	50	27
10 Furnishing of heat, light, and power	76	76	70
11 Repairs and alterations	5,003	5,975	5,962
12 Special and miscellaneous current expenses	12,438	12,500	12,058
13 Equipment	200	200	192
	7,900	4,200	9,154
Total other obligations	85,467	86,439	87,193
Grand total obligations	399,306	536,871	646,686
Estimated savings and unobligated balances		134,218	77,714
Total estimate or appropriation	399,306	671,089	724,400

Animal husbandry: For all necessary expenses for investigations and experiments in animal husbandry; for experiments in animal feeding and breeding, including cooperation with the State agricultural experiment stations and other agencies, including repairs and additions to and erection of buildings absolutely necessary to carry on the experiments, including the employment of labor in the city of Washington and elsewhere, rent outside of the District of Columbia, and all other necessary expenses, **[\$637,150] \$592,675**, including \$12,500 for livestock experiments and demonstrations at Big Springs and/or elsewhere in Texas, to be available only when the State of Texas, or other cooperating agency in

Texas shall have appropriated an equal amount or, in the opinion of the Secretary of Agriculture, shall have furnished its equivalent in value in cooperation for the same purpose during the fiscal year ending June 30, **[1934] 1935: Provided,** That of the sum thus appropriated **[\$161,320] \$148,430** may be used for experiments in poultry feeding and breeding (U.S.C., title 5, secs. 511, 512; title 7, secs. 181-229, 391; title 21, secs. 101-105, 111-127, 130, 151-158; title 45, secs. 71-76, U.S.C., Supp. VI, title 7, secs. 205, 231; act Mar. 3, 1933, 47 Stat., pp. 1440-1441).

Est. 1935, \$592,675

App. 1934, \$637,150

By objects	Obligations		
	Estimate, 1935	Estimate, 1934	Actual, 1933
PERSONAL SERVICES, DEPARTMENTAL			
Professional service:	Posi- Av. tions salary	Posi- Av. tions salary	Posi- Av. tions salary
Grade 6. Principal animal husbandman and chief of division	1 \$5,600	1 \$5,600	1 \$5,600
Grade 5. Senior animal husbandman	4 4,650	4 4,650	4 4,650
Senior poultry husbandman	1 5,000	1 5,000	1 5,000
Senior chemist	4 4,800	4 4,800	4 4,800
Senior milk technologist	1 4,600	1 4,600	1 4,600
Grade 4. Animal husbandman	2 3,900	2 3,900	2 3,900
Chemist	1 3,800	1 3,800	1 3,800
Grade 3. Associate animal husbandman	8 3,363	8 3,363	8 3,363
Associate poultry husbandman	1 3,500	1 3,500	1 3,500
Grade 2. Assistant animal husbandman	1 2,900	1 2,900	1 2,900
Grade 1. Junior animal husbandman	1 2,000	1 2,000	1 2,000
Junior home economics specialist	1 2,000	1 2,000	2 2,000
Subprofessional service:			
Grade 8. Chief scientific aid	1 3,000	1 3,000	1 3,000
Chief engineering aid	1 2,700	1 2,700	1 2,700
Grade 6. Junior scientific aid	1 2,000	1 2,000	1 2,000
Grade 4. Assistant scientific aid	1 1,860	1 1,860	1 1,860
Junior laboratory assistant	1 1,860	1 1,860	1 1,860
Grade 3. Junior scientific aid	1 1,560	1 1,560	1 1,560
Clerical, administrative, and fiscal service:			
Grade 7. Junior administrative assistant	1 2,700	1 2,700	1 2,700
Grade 6. Principal photographer	1 2,600	1 2,600	1 2,600
Principal translator	1 2,400	1 2,400	1 2,400
Grade 5. Senior clerk	2 2,100	2 2,100	2 2,100
Grade 4. Clerk	1 1,920	1 1,920	1 1,920
Grade 3. Assistant clerk	17 1,705	17 1,705	18 1,700
Grade 2. Junior clerk	4 1,560	4 1,560	5 1,536
Total permanent, departmental	59 163,920	59 163,920	62 168,980
Deduct lapses and administrative furloughs		1,300	4,942
Net permanent, departmental	162,620	162,620	164,038
PERSONAL SERVICES, FIELD			
Professional service:			
Grade 5. Senior animal husbandman	1 4,600	1 4,600	1 4,600
Grade 4. Animal husbandman	1 4,400	1 4,400	1 4,400
Poultry geneticist	1 3,800	1 3,800	1 3,800
Poultry technologist	1 3,800	1 3,800	1 3,800
Physiologist	1 3,800	1 3,800	1 3,800
Biological chemist	1 3,800	1 3,800	1 3,800
Grade 3. Associate animal husbandman	6 3,300	6 3,300	6 3,300
Associate poultry husbandman	2 3,250	2 3,250	2 3,250
Associate biochemist	2 3,200	2 3,200	2 3,200
Associate bacteriologist	1 3,200	1 3,200	1 3,200
Grade 2. Assistant animal husbandman	4 2,725	4 2,725	4 2,725
Assistant agronomist	1 2,600	1 2,600	1 2,600
Assistant biochemist	2 2,600	2 2,600	2 2,600
Grade 1. Junior animal husbandman	4 2,100	4 2,100	4 2,100
Junior animal fiber technologist	1 2,300	1 2,300	1 2,300
Junior poultry husbandman	2 2,200	2 2,200	2 2,200
Junior chemist	6 2,067	6 2,067	6 2,067
Junior biologist	7 2,000	7 2,000	7 2,000
Subprofessional service:			
Grade 8. Chief scientific aid	1 3,000	1 3,000	1 3,000
Grade 5. Scientific aid	2 2,130	2 2,130	2 2,130
Laboratory aid	1 1,800	1 1,800	1 1,800
Grade 4. Assistant laboratory aid	2 1,620	2 1,620	2 1,620
Grade 3. Junior laboratory aid	1 1,440	1 1,440	1 1,440
Clerical, administrative, and fiscal service:			
Grade 2. Junior clerk	4 1,560	4 1,560	4 1,560
Custodial service:			
Grade 6. Butcher	1 1,800	1 1,800	1 1,800
Carpenter	2 1,880	2 1,880	2 1,880
Foreman of laborers	1 1,860	1 1,860	1 1,860
Blacksmith	1 1,860	1 1,860	1 1,860
Mechanic	1 1,860	1 1,860	1 1,860
Grade 4. Undermechanic	1 1,680	1 1,680	1 1,680
Grade 2. Minor mechanic	1 1,200	1 1,200	1 1,200
Total permanent, field	63 154,240	63 154,240	63 154,240
Deduct lapses and administrative furloughs		250	707
Net permanent, field	153,990	153,990	153,533
Temporary employees, field	163,275	166,275	203,541
All personal services, field	317,265	320,265	357,074
Total, departmental and field	479,885	482,885	521,112
Deduct subsistence and quarters furnished	5,420	5,420	5,286
	474,465	477,465	515,826
Deduct legislative reductions	47,989	72,433	51,635
01 Personal services (net)	426,476	405,032	464,191

Salaries and Expenses, Bureau of Animal Industry—Continued.

By objects	Obligations		
	Estimate, 1935	Estimate, 1934	Actual, 1933
OTHER OBLIGATIONS			
02 Supplies and materials.....	\$77,288	\$78,288	\$82,042
04 Storage of motor cars.....	390	390	386
05 Communication service.....	1,550	1,550	1,522
06 Travel expenses.....	19,100	19,100	17,341
07 Transportation of things (service).....	3,975	3,975	3,894
08 Photographing, mimeographing, etc.....	125	125	121
09 Advertising.....	10	10	10
10 Furnishing of heat, light, and power.....	19,575	19,575	19,574
11 Rents.....	3,586	5,790	5,786
12 Repairs and alterations.....	7,800	7,800	7,790
13 Special and miscellaneous current expenses.....	13,500	13,500	12,605
30 Equipment.....	19,300	19,300	26,402
31 Purchase of land.....			4,500
32 Structural and nonstructural improvements.....			4,331
Total other obligations.....	166,199	169,403	186,304
Grand total obligations.....	592,675	574,435	650,495
1931 appropriation obligated in 1933.....			-4,500
Received by transfer from Department of Commerce.....		-1,000	-4,700
Unobligated under transfer from Department of Commerce.....			+458
Received by transfer from "Reserve for impounded balance".....			-19,599
Net total obligations.....	592,675	573,435	622,154
Estimated savings and unobligated balances.....		63,715	52,446
Total estimate or appropriation.....	592,675	637,150	674,600
BY ACTIVITIES OR PROJECTS			
1. Swine investigations.....	48,944	46,910	38,177
2. Sheep and goat investigations.....	94,774	90,840	86,445
3. Horse and mule investigations.....	27,200	26,070	28,603
4. Genetic research.....	18,644	17,870	13,616
5. Beltsville Farm.....	35,395	34,630	52,907
6. Beef cattle investigations.....	140,921	136,975	168,545
7. Certification of pedigrees.....	5,455	5,227	3,716
8. Poultry investigations.....	148,430	145,188	158,150
9. Purchase of land, Glendale, Ariz.....			4,500
10. Nutrition research.....	31,040	29,750	33,071
11. Meat investigations.....	30,622	29,350	31,279
12. Livestock production, Big Spring, Tex.....	11,250	10,625	12,250
13. Physical improvements to the United States experiment farm, Brooksville, Fla.....			19,599
Total departmental funds.....	592,675	573,435	646,253
14. Funds received by transfer from the Department of Commerce.....		1,000	4,242
Grand total.....	592,675	574,435	650,495

Diseases of animals: For all necessary expenses for scientific investigations of diseases of animals, including the construction of necessary buildings at Beltsville, Maryland, the maintenance [and improvement] of the bureau experiment station at Bethesda, Maryland, [and the necessary alterations of buildings thereon,] and the necessary expenses for investigations of tuberculin, serums, antitoxins, and analogous products, [\$375,000] \$334,324: *Provided*, That of said sum [\$86,600] \$65,980 may be used for researches concerning the cause, modes of spread, and methods of treatment and prevention of the disease of contagious abortion of animals (*U.S.C.*, title 5, secs. 511, 512; title 7, secs. 181-229, 391; title 21, secs. 101-105, 111-127, 130, 151-158; title 45, secs. 71-76; *U.S.C.*, Supp. VI, title 7, secs. 205, 231; act Mar. 3, 1933, 47 Stat., p. 1441).

Est. 1935, \$334,324

App. 1934, \$375,000

By objects	Obligations			
	Estimate, 1935	Estimate, 1934	Actual, 1933	
PERSONAL SERVICES, DEPARTMENTAL				
Professional service:	Posi- Av. tions salary	Posi- Av. tions salary	Posi- Av. tions salary	
Grade 6. Principal pathologist and chief of division.....	1 \$5,600	1 \$5,600	1 \$5,600	
Principal zoologist and chief of division.....	1 5,600	1 5,600	1 5,600	
Grade 5. Senior bacteriologist.....	1 4,600	1 4,600	1 4,600	
Senior veterinarian.....	1 4,600	1 4,600	1 4,600	
Senior zoologist.....	1 4,600	1 4,600	1 4,600	

Salaries and Expenses, Bureau of Animal Industry—Continued.

By objects	Obligations			
	Estimate, 1935	Estimate, 1934	Actual, 1933	
PERSONAL SERVICES, DEPARTMENTAL—CON.				
Professional service—Continued.	Posi- Av. tions salary	Posi- Av. tions salary	Posi- Av. tions salary	
Grade 4. Bacteriologist.....	1 \$3,800	1 \$3,800	1 \$3,800	
Chemist.....	1 3,800	1 3,800	1 3,800	
Parasitologist.....	1 3,800	1 3,800	1 3,800	
Physiologist.....	1 3,800	1 3,800	1 3,800	
Veterinarian.....	2 3,800	2 3,800	1 3,800	
Zoologist.....	1 3,800	1 3,800	1 3,800	
Grade 3. Associate parasitologist.....	1 3,500	1 3,500	1 3,500	
Associate veterinarian.....	2 3,300	2 3,300	2 3,300	
Associate zoologist.....	1 3,200	1 3,200	1 3,200	
Grade 2. Assistant veterinarian.....	1 2,600	1 2,600	1 2,600	
Assistant zoologist.....	3 2,633	3 2,633	3 2,633	
Grade 1. Junior librarian.....	2 2,050	2 2,050	2 2,050	
Junior physiologist.....	1 2,100	1 2,100	1 2,100	
Junior zoologist.....	3 2,100	3 2,100	3 2,100	
Subprofessional service:				
Grade 8. Chief scientific illustrator.....	1 2,700	1 2,700	1 2,700	
Grade 5. Library assistant.....	2 1,860	2 1,860	1 1,860	
Scientific aid in parasitology.....	1 1,800	1 1,800	1 1,800	
Grade 1. Under scientific helper.....	3 1,360	3 1,360	4 1,360	
Clerical, administrative, and fiscal service:				
Grade 5. Senior clerk.....	1 2,200	1 2,200	1 2,200	
Grade 4. Clerk.....	0.5 1,860	0.5 1,860	0.5 1,860	
Grade 3. Assistant clerk.....	2 1,620	2 1,620	4 1,620	
Senior stenographer.....	1 1,800	1 1,800	1 1,800	
Grade 2. Junior clerk.....	1 1,440	1 1,440	1 1,440	
Custodial service:				
Grade 2. Assistant messenger.....	1 1,080	1 1,080	1 1,080	
Junior office laborer.....	1 1,080	1 1,080	1 1,080	
Grade 1. Junior messenger.....	1 600	1 600	1 600	
Total permanent, departmental.....	46 112,568	46 112,568	46 119,910	
Deduct lapses and administrative furloughs.....	600	600	7,556	
Net permanent, departmental.....	111,968	111,968	112,354	
PERSONAL SERVICES, FIELD				
Professional service:				
Grade 6. Principal veterinarian.....	1 5,600	1 5,600	1 5,600	
Grade 5. Senior bacteriologist.....	1 4,600	1 4,600	1 4,600	
Senior veterinarian.....	1 4,600	1 4,600	1 4,600	
Grade 3. Associate veterinarian.....	3.6 3,356	3.6 3,356	3.6 3,356	
Associate bacteriologist.....	1 3,800	1 3,800	1 3,800	
Associate zoologist.....	1 3,200	1 3,200	1 3,200	
Grade 2. Assistant veterinarian.....	9 2,911	9 2,911	9 2,911	
Assistant zoologist.....	3 2,633	3 2,633	3 2,633	
Grade 1. Junior veterinarian.....	1 2,300	1 2,300	1 2,300	
Junior zoologist.....	4 2,000	4 2,000	4 2,000	
Subprofessional service:				
Grade 6. Senior lay inspector.....	3 2,100	3 2,100	3 2,100	
Grade 4. Assistant laboratory aid.....	1 1,620	1 1,620	1 1,620	
Grade 2. Under scientific helper.....	1 1,500	1 1,500	1 1,500	
Clerical, administrative, and fiscal service:				
Grade 5. Senior clerk.....	1 2,300	1 2,300	1 2,300	
Grade 4. Clerk.....	1 1,920	1 1,920	1 1,920	
Grade 2. Junior clerk.....	1 1,440	1 1,440	1 1,440	
Custodial service:				
Grade 6. Skilled laborer.....	2 1,980	2 1,980	2 1,980	
Grade 4. Skilled laborer.....	1 1,440	1 1,440	1 1,440	
Total permanent, field.....	36.6 98,763	36.6 98,763	36.6 98,763	
Deduct lapses and administrative furloughs.....	750	750	1,380	
Net permanent, field.....	98,013	98,013	98,383	
Temporary employees, field.....	88,080	100,580	109,025	
All personal services, field.....	186,093	198,593	206,408	
Total departmental and field.....	298,061	310,561	318,762	
Deduct subsistence and quarters furnished.....	00	600	600	
Deduct legislative reductions.....	297,461	309,961	318,162	
29,806	46,584	30,530		
01 Personal services (net).....	267,655	263,377	287,632	
OTHER OBLIGATIONS				
02 Supplies and materials.....	31,300	35,927	35,652	
04 Storage of motor cars.....	165	165	164	
05 Communication service.....	800	800	785	
06 Travel expenses.....	13,127	13,500	12,555	
07 Transportation of things (service).....	1,595	1,595	1,394	
08 Photographing and mimeographing.....	122	122	85	
10 Furnishing of heat, light, and power.....	1,485	1,485	1,284	
11 Rents.....	1,175	1,175	1,162	
12 Repairs and alterations.....	5,650	5,650	5,041	
13 Special and miscellaneous current expenses.....	3,500	3,500	4,873	
30 Equipment.....	7,750	7,750	9,395	
Total other obligations.....	66,669	71,669	72,390	
Grand total obligations.....	334,324	335,046	360,022	
Estimated savings and unobligated balances.....		39,954	62,928	
Total estimate or appropriation.....	334,324	375,000	422,950	

Salaries and Expenses, Bureau of Animal Industry—Continued.

By objects	Obligations		
	Estimate, 1935	Estimate, 1934	Actual, 1933
BY ACTIVITIES OR PROJECTS			
1. Pathological investigations of diseases of livestock.....	\$54, 143	\$54, 508	\$50, 518
2. Pathological investigations of diseases of poultry.....	21, 983	21, 990	21, 251
3. Pathological investigations of stock poisoning by plants.....	19, 021	19, 121	20, 121
4. Biological investigations of diseases of animals.....	10, 887	10, 572	7, 119
5. Index catalog and collection of parasites.....	7, 063	6, 859	6, 298
6. Investigation of poultry parasites.....	14, 882	14, 450	18, 852
7. Investigation of swine parasites.....	17, 873	18, 000	17, 188
8. Investigation of ruminant parasites.....	84, 083	83, 810	150, 061
9. Investigation of horse parasites.....	8, 315	8, 075	2, 738
10. Investigation of miscellaneous parasites.....	13, 426	13, 685	11, 203
11. Investigation of treatment of livestock for internal and external parasites.....	8, 511	8, 670	8, 564
12. Breeding and feeding small animals for disease research.....	8, 157	7, 920	7, 640
13. Investigation and control of contagious abortion of animals.....	65, 980	67, 386	88, 469
Total.....	334, 324	335, 046	360, 022

Eradicating hog cholera: For investigating the disease of hog cholera and related swine diseases, and for their control or eradication by such means as may be necessary, including demonstrations, the formation of organizations, and other methods, either independently or in cooperation with farmers' associations, State or county authorities, **[\$420,000] \$340,515: Provided**, That of said sum **[\$232,840] \$198,263** shall be available for expenditure in carrying out the provisions of the Act approved March 4, 1913 (U.S.C., title 21, secs. 151-158), regulating the preparation, sale, barter, exchange, or shipment of any virus, serum, toxin, or analogous product manufactured in the United States and the importation of such products intended for use in the treatment of domestic animals: *Provided further*, That of said sum **[\$27,700] \$25,520** shall be available for researches concerning the cause, modes of spread, and methods of treatment and prevention of these diseases (U.S.C., title 5, secs. 511, 512; title 7, secs. 181-229, 391; title 21, secs. 101-105, 111-127, 130, 151-158; title 45, secs. 71-76; U.S.C., Supp. VI, title 7, secs. 205, 231; act Mar. 3, 1933, 47 Stat., p. 1441).

Est. 1935, \$340,515

App. 1934, \$420,000

By objects	Obligations		
	Estimate, 1935	Estimate, 1934	Actual, 1933
PERSONAL SERVICES, DEPARTMENTAL			
Professional service:			
Grade 7. Associate chief of bureau and chief of division.....	1 \$6, 500	1 \$6, 500	1 \$6, 500
Grade 6. Principal biochemist and chief of division.....	1 6, 000	1 6, 000	1 6, 000
Principal veterinarian and chief of division.....	1 5, 600	1 5, 600	1 5, 600
Grade 5. Senior biochemist.....	1 4, 600	1 4, 600	1 4, 600
Senior veterinarian.....	1.5 4, 600	1.5 4, 600	2 4, 600
Senior bacteriologist.....	0.5 4, 600	0.5 4, 600	0.5 4, 600
Grade 4. Pathologist.....	0.1 3, 800	0.1 3, 800	0.1 3, 800
Grade 3. Associate bacteriologist.....	0.3 3, 200	0.3 3, 200	0.3 3, 200
Grade 1. Junior veterinarian.....	1 2, 300	1 2, 300	1 2, 300
Subprofessional service:			
Grade 6. Scientific aid.....	1 2, 500	1 2, 500	1 2, 500
Clerical, administrative, and fiscal service:			
Grade 5. Senior clerk.....	2 2, 200	2 2, 200	2 2, 200
Grade 4. Clerk.....	1.5 1, 900	1.5 1, 900	1.5 1, 900
Grade 3. Assistant clerk.....	2 1, 710	2 1, 710	2 1, 710
Grade 2. Junior clerk.....	1 1, 440	1 1, 440	2 1, 440
Custodial service:			
Grade 2. Assistant messenger.....	1 1, 140	1 1, 140	1 1, 140
Total permanent, departmental.....	15.9 51, 290	15.9 51, 290	17.4 55, 030
Deduct lapses and administrative furloughs.....	375	375	4, 371
Net permanent, departmental.....	50, 915	50, 915	50, 659
PERSONAL SERVICES, FIELD			
Professional service:			
Grade 5. Senior veterinarian.....	1.8 4, 600	1.8 4, 600	1.9 4, 600
Grade 4. Bacteriologist.....	1 4, 200	1 4, 200	1 4, 200
Veterinarian.....	2.4 4, 035	2.4 4, 035	2.4 4, 035
Grade 3. Associate veterinarian.....	13.6 3, 411	13.6 3, 411	13.6 3, 411
Grade 2. Assistant veterinarian.....	55 2, 874	63 2, 855	67 2, 854
Grade 1. Junior veterinarian.....	5 2, 420	5 2, 420	5 2, 420
Subprofessional service:			
Grade 6. Senior lay inspector.....	17 2, 015	20 2, 013	23 2, 013
Grade 5. Lay inspector.....	2 1, 800	4 1, 800	6 1, 800
Grade 4. Assistant lay inspector.....		1 1, 620	1 1, 620

Salaries and Expenses, Bureau of Animal Industry—Continued.

By objects	Obligations		
	Estimate, 1935	Estimate, 1934	Actual, 1933
PERSONAL SERVICES, FIELD—continued			
Clerical, administrative, and fiscal service:			
Grade 3. Assistant clerk.....	3 \$1, 680	3 \$1, 680	3 \$1, 680
Grade 2. Junior clerk.....	2 1, 575	3 1, 590	4 1, 590
Total permanent, field.....	102.8 284, 844	117.8 319, 484	127.9 339, 598
Deduct lapses and administrative furloughs.....	6, 225	6, 225	1, 668
Net permanent, field.....	278, 619	313, 259	337, 930
Temporary employees, field.....	2, 320	2, 320	2, 320
All personal services, field.....	280, 939	315, 579	340, 250
Total, departmental and field.....	331, 854	366, 494	390, 909
Deduct legislative reductions.....	33, 185	54, 974	40, 530
01 Personal services (net).....	298, 669	311, 520	350, 379
OTHER OBLIGATIONS			
02 Supplies and materials.....	4, 350	4, 648	4, 782
04 Storage of motor cars.....	65	65	65
05 Communication services.....	1, 380	1, 380	1, 379
06 Travel expenses.....	27, 618	31, 150	31, 142
07 Transportation of things (service).....	1, 150	1, 150	1, 142
10 Furnishing of heat, light, and power.....	125	125	109
11 Rents.....	2, 910	2, 910	2, 910
12 Repairs and alterations.....	1, 435	1, 435	1, 484
13 Special and miscellaneous current expenses.....	90	90	91
30 Equipment.....	2, 673	2, 875	14, 243
Total other obligations.....	41, 846	45, 878	57, 347
Grand total obligations.....	340, 515	357, 398	407, 726
Estimated savings and unobligated balances.....		62, 602	58, 654
Total estimate or appropriation.....	340, 515	420, 000	466, 380
BY ACTIVITIES OR PROJECTS			
1. Hog cholera control looking to eradication.....	116, 732	127, 568	147, 133
2. Investigation of methods of producing immunization against hog cholera.....	20, 853	20, 430	20, 064
3. Investigation of modes of dissemination of hog cholera.....	4, 667	4, 500	4, 354
4. Control of manufacture, importation, and shipment of viruses, serums, toxins, etc.....	198, 263	204, 900	236, 175
Total.....	340, 515	357, 398	407, 726

Eradicating dourine: For all necessary expenses for the investigation, treatment, and eradication of dourine, **[\$25,000] \$7,871 (U.S.C., title 5, secs. 511, 512; title 7, secs. 181-229, 391; title 21, secs. 101-105, 111-127, 130, 151-158; title 45, secs. 71-76; U.S.C., Supp. VI, title 7, secs. 205, 231; act Mar. 3, 1933, 47 Stat., p. 1441).**

Est. 1935, \$7,871

App. 1934, \$25,000

By objects	Obligations		
	Estimate, 1935	Estimate, 1934	Actual, 1933
PERSONAL SERVICES, DEPARTMENTAL			
Professional service:			
Grade 6. Principal veterinarian, chief of division.....			0.1 \$5, 600
Grade 5. Senior veterinarian.....			0.1 4, 600
Grade 4. Veterinarian.....	0.5 \$3, 800	0.5 \$3, 800	0.5 3, 800
Clerical, administrative, and fiscal service:			
Grade 3. Assistant clerk.....	0.2 1, 740	0.2 1, 740	0.2 1, 740
Total permanent, departmental.....	0.7 2, 248	0.7 2, 248	0.9 3, 040
Deduct lapses and administrative furloughs.....			534
Net permanent, departmental.....	2, 248	2, 248	2, 506
PERSONAL SERVICES, FIELD			
Professional service:			
Grade 5. Senior veterinarian.....			0.1 4, 600
Grade 3. Associate veterinarian.....			0.2 3, 550
Grade 2. Assistant veterinarian.....	1.9 2, 805	1.9 2, 805	2.2 2, 968
Total permanent, field.....	1.9 5, 330	1.9 5, 330	2.5 7, 700
Deduct lapses and administrative furloughs.....	150	150	1, 067
Net permanent, field.....	5, 180	5, 180	6, 633
Total, departmental and field.....	7, 428	7, 428	9, 139
Deduct legislative reductions.....	743	1, 114	986
01 Personal services (net).....	6, 685	6, 314	8, 153

Salaries and Expenses, Bureau of Animal Industry—Continued.

By objects	Obligations		
	Estimate, 1935	Estimate, 1934	Actual, 1933
OTHER OBLIGATIONS			
02 Supplies and materials.....	\$252	\$252	\$435
04 Storage of motor cars.....			11
05 Communication service.....	10	10	48
06 Travel expenses.....	744	744	1,042
07 Transportation of things (service).....	5	5	8
12 Repairs and alterations.....	175	175	232
Total other obligations.....	1,186	1,186	1,776
Grand total obligations.....	7,871	7,500	9,929
Estimated savings and unobligated balances.....		17,500	19,971
Total estimate or appropriation.....	7,871	25,000	29,900

Packers and Stockyards Act: For necessary expenses in carrying out the provisions of the Packers and Stockyards Act, approved August 15, 1921 (U.S.C., title 7, secs. 181-229), **[\$350,200]** **\$307,493**: *Provided*, That the Secretary of Agriculture may require reasonable bonds from every market agency and dealer, under such rules and regulations as he may prescribe to secure the performance of their obligations, and whenever, after due notice and hearing, the Secretary finds any registrant is insolvent or has violated any provision of said Act he may issue an order suspending such registrant for a reasonable specified period. Such order of suspension shall take effect within not less than five days, unless suspended or modified or set aside by the Secretary of Agriculture or a court of competent jurisdiction: *Provided further*, That the Secretary of Agriculture may, whenever necessary, authorize the charging and collection from owners of a reasonable fee for the inspection of brands appearing upon livestock subject to the provisions of the said Act for the purpose of determining the ownership of such livestock: *Provided further*, That such fee shall not be imposed except upon written request made to the Secretary of Agriculture by the Board of Livestock Commissioners, or duly organized livestock association of the States from which such livestock have originated or been shipped to market (U.S.C., title 5, secs. 511, 512; title 7, secs. 181-229, 391; title 21, secs. 101-105, 111-127, 130, 151-158; title 45, secs. 71-76; U.S.C., Supp. VI, title 7, secs. 205, 231; act Mar. 3, 1933, 47 Stat., pp. 1441-1442).

Est. 1935, \$307,493

App. 1934, \$350,200

By objects	Obligations					
	Estimate, 1935		Estimate, 1934		Actual, 1933	
PERSONAL SERVICES, DEPARTMENTAL						
Professional service:	Posi- tions	Av. salary	Posi- tions	Av. salary	Posi- tions	Av. salary
Grade 6. Assistant chief of bureau and chief of division.....	0.7	\$5,800	0.7	\$5,800	0.8	\$5,800
Grade 5. Senior economist.....	3	5,200	3	5,200	3	5,200
Senior weighing engineer.....	1	4,800	1	4,800	1	4,800
Grade 4. Attorney.....	0.5	4,200	0.5	4,200	0.5	4,200
Clerical, administrative, and fiscal service:						
Grade 12. Assistant chief accountant and auditor.....	1	4,800	1	4,800	1	4,800
Senior administrative officer.....	2	4,600	2	4,600	2	4,600
Grade 9. Accountant.....	2	3,350	2	3,350	2	3,350
Senior administrative assistant.....	1	3,300	1	3,300	1	3,300
Grade 8. Associate accountant.....					1	2,900
Grade 7. Assistant accountant.....	2	2,600	2	2,600	2	2,600
Junior administrative assistant.....	1	2,800	1	2,800	1	2,800
Grade 6. Principal clerk.....	2	2,600	2	2,600	2	2,600
Grade 5. Senior clerk.....	2	2,100	2	2,100	3	2,167
Grade 4. Clerk.....	2	2,070	2	2,070	2	2,070
Grade 3. Assistant clerk.....	11	1,773	11	1,773	13	1,767
Grade 2. Junior clerk.....	1	1,440	1	1,440	1	1,440
Total permanent, departmental.....	32.2	93,043	32.2	93,043	36.3	102,291
Deduct lapses and administrative furloughs.....		250		250		2,629
Net permanent, departmental.....		92,793		92,793		99,662
PERSONAL SERVICES, FIELD						
Professional service:						
Grade 6. Principal valuation engineer.....	1	5,600	1	5,600	1	5,600
Grade 4. Valuation engineer.....	1	4,000	1	4,000	1	4,000
Grade 3. Associate stockyards appraiser.....	4	3,275	4	3,275	4	3,275
Associate weighing engineer.....	1	3,400	1	3,400	1	3,400
Grade 2. Assistant livestock weight sup- ervisor.....	1	2,600	1	2,600	1	2,600
Assistant veterinarian.....	0.5	2,900	0.5	2,900	0.5	2,900

Salaries and Expenses, Bureau of Animal Industry—Continued.

By objects	Obligations					
	Estimate, 1935		Estimate, 1934		Actual, 1933	
PERSONAL SERVICES, FIELD—continued	Posi- tions	Av. salary	Posi- tions	Av. salary	Posi- tions	Av. salary
Subprofessional service:						
Grade 8. Chief scientific assistant.....	0.5	\$3,100	0.5	\$3,100	0.5	\$3,100
Clerical, administrative, and fiscal service:						
Grade 12. Division supervisor.....	1	4,800	1	4,800	1	4,800
Grade 11. District supervisor.....	1	4,200	1	4,200	1	4,200
Grade 10. District supervisor.....	16	3,675	16	3,675	16	3,675
Senior accountant.....	5	3,520	5	3,520	5	3,520
Grade 9. Associate supervisor.....	4	3,300	4	3,300	4	3,300
Grade 8. Associate accountant.....	2	3,000	2	3,000	2	3,000
Grade 7. Assistant accountant.....	4	2,600	4	2,600	5	2,600
Grade 5. Senior clerk.....	2.1	2,200	2.1	2,200	2.1	2,200
Grade 4. Clerk.....	2	2,040	2	2,040	2	2,040
Grade 3. Assistant clerk.....	8.5	1,661	8.5	1,661	13.9	1,655
Grade 2. Junior clerk.....	2.1	1,546	2.1	1,546	4.1	1,546
Total permanent, field.....	56.7	172,763	56.7	172,763	65.1	187,340
Deduct lapses and administrative furloughs.....		500		500		1,594
Net permanent, field.....		172,263		172,263		185,746
Temporary employees, field.....		3,550		3,550		3,755
All personal services, field.....		175,813		175,813		189,501
Total, departmental and field.....		268,606		268,606		289,163
Deduct legislative reductions.....		26,861		40,291		29,349
01 Personal services (net).....		241,745		228,315		259,814
OTHER OBLIGATIONS						
02 Supplies and materials.....		1,750		1,750		1,616
05 Communication service.....		1,675		1,675		1,659
06 Travel expenses.....		46,388		46,388		44,768
07 Transportation of things (service).....		245		245		238
08 Photographing and mimeographing.....		250		250		250
10 Furnishing of heat, light, and power.....		75		75		64
11 Rents.....		11,040		11,145		11,138
12 Repairs and alterations.....		250		250		209
13 Special and miscellaneous current ex- penses.....		3,750		3,750		3,710
30 Equipment.....		325		325		282
Total other obligations.....		65,748		65,853		63,934
Grand total obligations.....		307,493		294,168		323,748
Estimated savings and unobligated balances.....				56,032		50,952
Total estimate or appropriation.....		307,493		350,200		374,700

In all, salaries and expenses, **[\$9,284,374]** **\$6,808,638**.Estimate 1935, **\$6,808,638**Appropriated 1934, **\$9,284,374**

Meat Inspection, Bureau of Animal Industry—

For additional expenses in carrying out the provisions of the Meat Inspection Act of June 30, 1906 (U.S.C., title 21, sec. 95), as amended by the act of March 4, 1907 (U.S.C., title 21, secs. 71-94), and as extended to equine meat by the Act of July 24, 1919 (U.S.C., title 21, sec. 96), including the purchase of tags, labels, stamps, and certificates printed in course of manufacture, **[\$2,074,590]** **\$1,828,823** (U.S.C., title 21, secs. 71-96; act Mar. 3, 1933, 47 Stat., p. 1442).

Estimate 1935, **\$1,828,823**Appropriated 1934, **\$2,074,590**

Annual appropriations, general fund:

Estimate 1935, **\$8,637,461**Appropriated 1934, **\$11,358,964**

Permanent specific appropriation:

Meat Inspection, Bureau of Animal Industry—

There is permanently appropriated for each year \$3,000,000 for the expenses of the inspection of cattle, sheep, swine, and goats, and the meat and meat-food products thereof which enter into interstate or foreign commerce, and for all expenses necessary to carry into effect the provisions of the act relating to meat inspection (U.S.C., title 21, sec. 95).

Permanent appropriation, general fund:

Estimate 1935, **\$3,000,000**Appropriated 1934, **\$2,550,000**

Meat Inspection, Bureau of Animal Industry—Continued.

By objects	Obligations					
	Estimate, 1935		Estimate, 1934		Actual, 1933	
PERSONAL SERVICES, DEPARTMENTAL						
Professional service:						
Grade 6. Principal veterinarian and chief of division	1	\$5,600	1	\$5,600	1	\$5,600
Grade 5. Senior veterinarian	4	4,700	4	4,700	4	4,700
Senior sanitary engineer	1	4,600	1	4,600	1	4,600
Senior biochemist	1	4,600	1	4,600	1	4,600
Senior chemist	1	4,600	1	4,600	1	4,600
Grade 4. Veterinarian	0.5	3,800	0.5	3,800	1	3,800
Grade 3. Associate chemist	2	3,450	2	3,450	2	3,450
Associate veterinarian	1	3,400	1	3,400	1	3,400
Associate sanitary engineer	1	3,200	1	3,200	1	3,200
Grade 1. Junior chemist	1	2,100	1	2,100	1	2,100
Subprofessional service:						
Grade 6. Scientific aid	1	2,500	1	2,500	1	2,500
Grade 1. Minor scientific helper					1	1,080
Clerical, administrative, and fiscal service:						
Grade 6. Principal clerk	1	2,700	1	2,700	1	2,700
Grade 5. Senior clerk	1	2,100	1	2,100	1	2,100
Grade 3. Assistant clerk	9	1,733	9	1,733	9	1,733
Grade 2. Junior clerk	11	1,565	11	1,565	11	1,565
Grade 1. Under clerk	1	1,260	1	1,260	1	1,260
Custodial service:						
Grade 1. Junior office laborer					2	1,080
Total permanent, departmental	37.5	97,070	37.5	97,070	41	102,211
Deduct lapses and administrative furloughs		375		375		6,240
Net permanent, departmental		96,695		96,695		95,971
PERSONAL SERVICES, FIELD						
Professional service:						
Grade 5. Senior veterinarian	7.6	4,600	7.6	4,600	7.6	4,600
Grade 4. Veterinarian	8	3,800	8	3,800	8	3,800
Grade 3. Associate veterinarian	65.7	3,403	65.7	3,403	65.7	3,403
Associate chemist	5	3,500	5.2	3,488	6	3,450
Grade 2. Assistant chemist	7	2,757	6.8	2,762	6	2,783
Assistant veterinarian	452.9	2,810	452.9	2,810	492.9	2,848
Grade 1. Junior veterinarian	244.9	2,237	244.9	2,237	244.9	2,237
Junior chemist	3	2,000	3	2,000	3	2,000
Subprofessional service:						
Grade 8. Chief scientific aid	1	2,800	1	2,800	1	2,800
Grade 7. Senior scientific aid	1	2,600	1	2,600	1	2,600
Principal lay inspector	16	2,394	16	2,394	16	2,394
Grade 6. Senior lay inspector	1008	2,038	1008	2,038	1051.3	2,040
Grade 5. Lay inspector	152	1,819	152	1,819	161.3	1,821
Grade 4. Assistant lay inspector	355	1,647	355	1,647	333	1,650
Clerical, administrative, and fiscal service:						
Grade 6. Principal clerk	3	2,633	3	2,633	3	2,633
Grade 5. Senior clerk	4.9	2,220	4.9	2,220	5.6	2,129
Grade 4. Clerk	25	1,938	25	1,938	25	1,938
Grade 3. Assistant clerk	26.8	1,740	26.8	1,740	27.2	1,762
Grade 2. Junior clerk	31.8	1,565	31.8	1,565	31.8	1,565
Grade 1. Under clerk	2	1,260	1.8	1,260	1	1,260
Custodial service:						
Grade 2. Junior office laborer	7	1,080	7	1,080	7	1,080
Total permanent, field	2,427.6		2,427.4		2,498	
Deduct lapses and administrative furloughs		5,285,049		5,284,797		5,490,693
		44,722		44,470		278,749
Net permanent, field		5,240,327		5,240,327		5,211,944
Total, departmental and field		5,337,022		5,337,022		5,307,915
Deduct legislative reductions		526,312		789,468		557,969
01 Personal services (net)		4,810,710		4,547,554		4,749,946
OTHER OBLIGATIONS						
02 Supplies and materials		23,067		23,067		21,314
04 Storage of motor cars		250		250		101
05 Communication service		6,000		6,000		4,835
06 Travel expenses		25,460		25,460		25,019
07 Transportation of things (service)		10,000		10,000		11,407
10 Furnishing heat, light, and power		1,000		1,000		320
11 Rents		8,036		9,500		9,499
12 Repairs and alterations		7,500		7,500		2,920
13 Special and miscellaneous current expenses		1,200		1,200		930
30 Equipment		9,500		9,500		4,892
Total other obligations		92,013		93,477		81,237
Grand total obligations		4,902,723		4,641,031		4,831,183
Received by transfer from—						
Navy Department		—50,000		—50,000		—51,067
U.S. Marine Corps		—3,650		—3,650		—3,639
U.S. Indian Service		—545		—545		—545
U.S. Public Health Service		—1,020		—1,020		—1,020
U.S. Veterans Administration		—10,800		—10,800		—10,789

Meat Inspection, Bureau of Animal Industry—Continued.

By objects	Obligations		
	Estimate, 1935	Estimate, 1934	Actual, 1933
OTHER OBLIGATIONS—continued			
Received by transfer from—Continued.			
Department of Justice (penal institutions)	—\$2,050	—\$2,050	—\$2,050
U.S. Coast Guard	—4,800	—4,800	—5,146
U.S. Engineers (rivers and harbors)	—975	—975	—970
U.S. Shipping Board	—60	—60	—60
Net total obligations	4,828,823	4,567,131	4,755,897
Estimated savings and unobligated balances		57,459	848,963
Total estimate or appropriation	4,828,823	4,624,590	5,604,860
BY ACTIVITIES OR PROJECTS			
1. Special supervisory inspection	9,895	9,350	9,335
2. Laboratory inspection	79,904	75,500	74,643
3. Ante-mortem inspection of animals for slaughter	260,276	245,930	260,674
4. Post-mortem inspection of animals	2,344,676	2,216,361	2,308,410
5. Control over the preparation of meats and meat-food products	2,088,570	1,976,995	2,061,781
6. Inspection at public markets	794	750	613
7. Control over operations conducted under certificates of exemption	1,852	1,750	1,542
8. Inspection of imported meats and meat-food products	26,855	25,375	25,041
9. Chemical investigations of meats and meat-food products	7,048	6,660	6,641
10. Investigation of pathological conditions noted during meat inspection	8,953	8,460	7,277
Total	4,828,823	4,567,131	4,755,957
11. Funds received by transfer from other departments:			
Navy Department	50,000	50,000	51,067
U.S. Marine Corps	3,650	3,650	3,639
Department of the Interior (Indian Service)	545	545	545
U.S. Public Health Service	1,020	1,020	1,020
U.S. Veterans Administration	10,800	10,800	10,789
Department of Justice (penal institutions)	2,050	2,050	2,050
U.S. Coast Guard	4,800	4,800	5,146
U.S. Engineers (rivers and harbors)	975	975	970
U.S. Shipping Board	60	60	60
Grand total	4,902,723	4,641,031	4,831,183

Eradication of Foot-and-Mouth and Other Contagious Diseases of Animals—

In case of an emergency arising out of the existence of foot-and-mouth disease, rinderpest, contagious pleuropneumonia, or other contagious or infectious disease of animals, which, in the opinion of the Secretary of Agriculture, threatens the livestock industry of the country, he may expend, in the city of Washington or elsewhere, any unexpended balances of appropriations heretofore made for this purpose in the arrest and eradication of any such disease, including the payment of claims growing out of past and future purchases and destruction, in cooperation with the States, of animals affected by or exposed to, or of materials contaminated by or exposed to, any such disease, wherever found and irrespective of ownership, under like or substantially similar circumstances, when such owner has complied with all lawful quarantine regulations: *Provided*, That the payment for animals hereafter purchased may be made on appraisement based on the meat, dairy, or breeding value, but in case of appraisement based on breeding value no appraisement of any animal shall exceed three times its meat or dairy value, and, except in case of an extraordinary emergency, to be determined by the Secretary of Agriculture, the payment by the United States Government for any animals shall not exceed one-half of any such appraisements: *Provided further*, That the sum of \$5,000 of the unexpended balance of the appropriation of \$3,500,000, contained in the Second Deficiency Appropriation Act, fiscal year 1924, approved December 5, 1924, for the eradication of the foot-and-mouth disease and other contagious or infectious diseases of animals, is hereby made available during the fiscal year [1934] 1935 to enable the Secretary of Agriculture to control and eradicate the European fowl pest and similar diseases in poultry (*U.S.C., title 21, secs. 112-115, 117-119, 129, 130; act Mar. 3, 1933, 47 Stat., p. 1442*).

Eradication of Foot-and-Mouth and Other Contagious Diseases of Animals—Continued.

By objects	Obligations					
	Estimate, 1935		Estimate, 1934		Actual, 1933	
PERSONAL SERVICES, FIELD	Posi- tions	Av. salary	Posi- tions	Av. salary	Posi- tions	Av. salary
Professional service:						
Grade 4. Senior veterinarian					0.2	\$4,600
Grade 3. Veterinarian					0.2	4,000
Grade 2. Assistant veterinarian					2.3	2,850
Agent					1	2,500
Subprofessional service:						
Grade 6. Senior lay inspector					2	2,030
Total permanent, field					5.7	14,835
Deduct lapses and administrative furloughs						2,500
Net permanent, field						12,335
Temporary employees, field						3,008
All personal services, field						15,343
Deduct legislative reductions						1,520
01 Personal services (net)						13,823
OTHER OBLIGATIONS						
02 Supplies and materials						4,097
04 Storage of motor cars						21
05 Communication service						200
06 Travel expenses						10,709
11 Rents						175
12 Repairs and alterations						91
13 Special and miscellaneous current ex- penses						31,393
30 Equipment						443
53 Indemnities for animals slaughtered on account of foot-and-mouth disease						23,001
Total other obligations						70,130
Grand total obligations						83,953
Estimated savings and unobligated balances						1,319,645
Total estimate or appropriation						1,403,598

Eradication of European Fowl Pest and Similar Diseases in Poultry—

By objects	Obligations					
	Estimate, 1935		Estimate, 1934		Actual, 1933	
PERSONAL SERVICES, FIELD	Posi- tions	Av. salary	Posi- tions	Av. salary	Posi- tions	Av. salary
Professional service:						
Grade 1. Junior veterinarian					3.3	\$2,090
Total permanent, field					3.3	6,897
Deduct lapses and administrative furloughs						428
Net permanent, field						6,469
Deduct legislative reductions						633
01 Personal services (net)						5,836
Net total obligations						5,836
Estimated savings and unobligated balances						4,164
Total estimate or appropriation						10,000

Total, Bureau of Animal Industry, [13,908,964] \$11,637,461 of which amount not to exceed [746,672] \$712,970 may be expended for departmental personal services in the District of Columbia, [and] not to exceed [48,195] \$48,480 shall be available for the purchase of motor-propelled and horse-drawn passenger-

carrying vehicles necessary in the conduct of field work outside the District of Columbia.

General fund:

Estimate 1935, \$11,637,461

Appropriated 1934, \$13,908,964

Agricultural Adjustment Administration, Bureau of Animal Industry—

By objects	Obligations					
	Estimate, 1935		Estimate, 1934		Actual, 1933	
PERSONAL SERVICES, FIELD	Posi- tions	Av- salary	Posi- tions	Av- salary	Posi- tions	Av. salary
Professional service:						
Grade 5. Senior veterinarian.....			0.1	\$4,600		
Grade 3. Associate veterinarian.....			0.3	3,266		
Grade 2. Assistant veterinarian.....			14.2	3,040		
Grade 1. Junior veterinarian.....			5.3	2,156		
Subprofessional service:						
Grade 6. Senior lay inspector.....			14.6	2,067		
Grade 5. Lay inspector.....			0.4	1,815		
Grade 4. Assistant lay inspector.....			6.3	1,622		
Total permanent, field.....			41.2	95,248		
Deduct legislative reductions.....				14,287		
01 Personal services (net).....				80,961		
OTHER OBLIGATIONS						
06 Travel expenses.....				6,139		
Grand total obligations.....				87,100		
Received by allotment from Agricultural Adjustment Administration.....				-87,100		
Total estimate or appropriation.....						
BY ACTIVITIES OR PROJECTS						
1. Reduction in the production of swine.....				87,100		

National Industrial Recovery, Agriculture, Animal Industry—

By objects	Obligations		
	Estimate, 1935	Estimate, 1934	Actual, 1933
<i>Physical improvements</i>			
Personal services:			
Temporary employees.....		\$651, 072	
Deduct expenditures for personal services included in objects named below.....		651, 072	
01 Personal services (net).....			
OTHER OBLIGATIONS			
07 Trucking.....		3, 000	
12 Repairs and alterations.....		202, 366	
31 Purchase of land.....		115, 000	
32 Structural and nonstructural improve- ments to land.....		1, 238, 874	
Grand total obligations.....		1, 559, 240	
Received by transfer from Federal Emer- gency Administration of Public Works.....		-1, 559, 240	
Total estimate or appropriation.....			
BY ACTIVITIES OR PROJECTS			
1. Physical improvements to land.....		1, 444, 240	
2. Purchase of land.....		115, 000	
Total.....		1, 559, 240	

Statement of proposed expenditures for the purchase, maintenance, repair, and operation of motor-propelled and horse-drawn passenger-carrying vehicles in the conduct of the field work of the Department of Agriculture outside of the District of Columbia, for the fiscal year ending June 30, 1935, as required by section 5 of the act of July 16, 1914 (U.S.C., p. 33, sec. 78)

BUREAU OF ANIMAL INDUSTRY

Appropriation	For purchase						Net cost of new cars	Old vehicles still to be used	Total maintenance, repair, and operation, all cars	Public purpose and users
	New vehicles (motors, unless otherwise indicated)			Old vehicles to be exchanged						
	Number	Description	Gross cost	Number	Description	Allowance (estimated)				
Salaries and expenses (inspection and quarantine).	15	Coaches.....	\$8,500	15	Coupes.....	\$750	\$7,750	57	\$19,665	New and carry-over cars to be used as follows: Travel to farms, ranches, and other premises by veterinary inspectors in 27 States in connection with eradication of scabies. Travel to farms by veterinary inspectors in 35 States in connection with eradication of bovine tuberculosis. Travel to farms, premises, and dipping vats by veterinary inspectors in Arkansas, Louisiana, Florida, and Texas, in connection with eradication of cattle ticks. Travel to abattoirs and meat packing plants by veterinary inspectors at Jersey City, Detroit, Newark, Lewiston, Idaho, Memphis, National Stockyards, Chicago, Harrisburg, and San Diego. Travel to farms and premises by veterinary inspectors in Illinois, Maryland, and Louisiana, in connection with the eradication of hog cholera. Travel by superintendents of Bureau experiment stations at Miles City, Mont., Brooksville, Fla., and Jeanerette, La., in surrounding territory and carrying visiting scientists to the remoter parts of the stations. Travel from Ames, Iowa, to surrounding country to investigate hog-cholera outbreaks. Travel to establishments producing anti-hog-cholera serum and other products in Kansas City and vicinity.
Salaries and expenses (eradication of tuberculosis).	51	Coupes.....	26,925	32	do.....	1,600	24,845	151	58,650	
Salaries and expenses (eradication of cattle ticks).	16	do.....	8,800	6	Trucks.....	480				
				10	Coupes.....	500	7,900	52	20,010	
				5	Trucks.....	400				
Meat inspection.....	6	Coaches.....	3,225	6	Coupes.....	300	3,925	29	10,005	
	2	Coupes.....	1,100	1	Coach.....	50				
				1	Roadster.....	50				
Salaries and expenses (eradication of hog cholera).	5	do.....	2,650	3	Trucks.....	240	2,410	13	6,210	
Salaries and expenses (animal husbandry).	3	Sedans.....	1,650				1,650	1	1,380	
Salaries and expenses (hog-cholera research).								1	345	
Salaries and expenses (control of viruses).								1	345	
Total.....	98		52,850	{65 14	Passenger vehicles. Trucks.....	4,370	48,480	305	116,610	

BUREAU OF DAIRY INDUSTRY

Salaries and Expenses, Bureau of Dairy Industry—

For carrying out the provisions of the Act approved May 29, 1924 (U.S.C., title 7, secs. 401-404), establishing a Bureau of Dairying for salaries in the city of Washington and elsewhere, and for all other necessary expenses, as follows (U.S.C., title 5, secs. 511, 512; title 7, secs. 401-404; title 26, secs. 578-580; U.S.C., Supp. VI, title 7, secs. 385, 385a, 422; acts May 31, 1920, 41 Stat., p. 730; Mar. 3, 1933, 47 Stat., p. 1442):

General administrative expenses: For necessary expenses for general administrative purposes, including the salary of the chief of bureau and other personal services in the District of Columbia, [\$64,265] \$56,514 (U.S.C., title 5, secs. 511, 512; title 7, secs. 401-404, title 26, secs. 578-580; U.S.C., Supp. VI, title 7, secs. 385, 385a, 422; acts May 31, 1920, 41 Stat., p. 730; Mar. 3, 1933, 47 Stat., p. 1442).

Est. 1935, \$56,514

App. 1934, \$64,265

By objects	Obligations					
	Estimate, 1935		Estimate, 1934		Actual, 1933	
PERSONAL SERVICES, DEPARTMENTAL	Posi- tions	Av. salary	Posi- tions	Av. salary	Posi- tions	Av. salary
Professional service:						
Grade 8. Chief of bureau.....	1	\$8,000	1	\$8,000	1	\$8,000
Grade 4. Assistant to the chief.....	1	4,000	1	4,000	1	4,000
Grade 3. Associate dairy engineer.....	1	3,800	1	3,800	1	3,800
Grade 2. Assistant architect.....	1	3,100	1	3,100	1	3,100
Assistant engineer.....	1	2,700	1	2,700	1	2,700
Grade 1. Junior librarian.....	1	2,600	1	2,600	1	2,600
Subprofessional service:						
Grade 6. Senior laboratory mechanic.....	1	2,600	1	2,600	1	2,600
Grade 5. Library assistant.....	1	1,980	1	1,980	1	1,980
Clerical, administrative, and fiscal service:						
Grade 10. Senior administrative assistant.....	1	4,100	1	4,100	1	4,100
Grade 5. Senior clerk.....	4	2,175	4	2,175	4	2,175
Grade 4. Clerk.....	2.5	1,920	2.5	1,920	2.5	1,920
Grade 3. Assistant clerk.....	5	1,752	5	1,752	7	1,783
Custodial service:						
Grade 3. Senior laborer.....	1	1,380	1	1,380	1	1,380
Grade 2. Junior laborer (charwoman).....	1	1,140	1	1,140	1	1,140
Junior office laborer (charwoman, part time).....	7	455	7	455	7	455
Grade 1. Junior messenger.....					1	600
Total permanent, departmental.....	29.5	60,841	29.5	60,841	32.5	65,161

Salaries and Expenses, Bureau of Dairy Industry—Continued.

By objects	Obligations		
	Estimate, 1935	Estimate, 1934	Actual, 1933
PERSONAL SERVICES, DEPARTMENTAL—CON.			
Deduct lapses and administrative fur- loughs.....	\$570	\$820	\$696
Deduct legislative reductions.....	60,271 6,027	60,021 9,003	64,465 6,457
01 Personal services (net).....	54,244	51,018	58,008
OTHER OBLIGATIONS			
02 Supplies and materials.....	400	400	435
05 Communication service.....	452	464	648
06 Travel expenses.....	900	1,000	1,044
07 Transportation of things, service.....	50	50	64
08 Printing and binding, photographing.....	12	12	17
11 Rents.....	36	36	36
12 Repairs and alterations.....	250	350	561
13 Special and miscellaneous current ex- penses.....	20	20	23
30 Equipment.....	150	150	306
Total other obligations.....	2,270	2,482	3,134
Grand total obligations.....	56,514	53,500	61,142
Estimated savings and unobligated bal- ances.....		10,765	8,238
Total estimate or appropriation.....	56,514	64,265	69,380

Dairy investigations: For conducting investigations, experi-
ments, and demonstrations in dairy industry, cooperative investi-
gations of the dairy industry in the various States, and inspection
of renovated-butter factories, including repairs to buildings, not
to exceed \$5,000 for the construction of buildings, [\$590,865]
\$498,383 (U.S.C., title 5, secs. 511, 512; title 7, secs. 401-404; title
26, secs. 578-580; U.S.C., Supp. VI, title 7, secs. 385, 385a, 422;
acts May 31, 1920, 41 Stat., p. 730; Mar. 3, 1933, 47 Stat., p. 1442).

Est. 1935, \$498,383

App. 1934, \$590,865

Salaries and Expenses, Bureau of Dairy Industry—Continued.

By objects	Obligations					
	Estimate, 1935		Estimate, 1934		Actual, 1933	
	Posi- tions	Av. salary	Posi- tions	Av. salary	Posi- tions	Av. salary
PERSONAL SERVICES, DEPARTMENTAL						
Professional service:						
Grade 6. Principal bacteriologist.....	1	\$6,200	1	\$6,200	1	\$6,200
Principal dairy cattle breeding specialist.....	1	5,800	1	5,800	1	5,800
Principal dairy manufacturing specialist.....	1	5,600	1	5,600	1	5,600
Grade 5. Senior dairy husbandman.....	7	4,857	7	4,857	7	4,857
Senior chemist.....	3	5,000	3	5,000	3	5,000
Senior market milk specialist.....	1	5,200	1	5,200	1	5,200
Senior dairy manufacturing specialist.....	2	4,600	2	4,600	2	4,600
Senior physiologist.....	1	5,200	1	5,200	1	5,200
Senior bacteriologist.....	1	4,600	1	4,600	1	4,600
Grade 4. Dairy husbandman.....	1	4,600	1	4,600	1	4,600
Chemist.....	1	4,400	1	4,400	1	4,400
Market milk specialist.....	1	3,800	1	3,800	1	3,800
Grade 3. Associated market milk specialist.....	3	3,433	3	3,433	3	3,433
Associate dairy husbandman.....	2	3,600	2	3,600	2	3,600
Associate dairy manufacturing specialist.....	5	3,340	5	3,340	5	3,340
Associate chemist.....	2	3,400	2	3,400	3	3,366
Associate bacteriologist.....	2	3,300	2	3,300	2	3,300
Associate agricultural economist.....	1	3,200	1	3,200	0.4	3,200
Grade 2. Assistant chemist.....	8	2,788	8	2,788	8	2,788
Assistant dairy manufacturing specialist.....	2	3,050	2	3,050	2	3,050
Assistant market milk specialist.....	1	2,900	1	2,900	1	2,900
Assistant home economics specialist.....	1	2,800	1	2,800	1	2,800
Grade 1. Junior dairy manufacturing specialist.....	1	2,000	1	2,000	1	2,000
Junior chemist.....	1	2,000	1	2,000	3	2,000
Junior bacteriologist.....	1	2,000	1	2,000	1	2,000
Subprofessional service:						
Grade 3. Junior scientific aid.....	1	1,440	1	1,440	1	1,440
Clerical, administrative, and fiscal service:						
Grade 4. Clerk.....	3.5	1,988	3.5	1,988	3.5	1,988
Grade 3. Assistant clerk.....	10	1,794	10	1,794	11.2	1,787
Grade 2. Junior clerk.....	14	1,496	14	1,496	14	1,496
Junior operator.....	1	1,440	1	1,440	1	1,440
Grade 1. Underoperator.....	2	1,260	2	1,260	2	1,260
Custodial service:						
Grade 4. Under mechanic.....	1	1,320	1	1,320	1	1,320
Grade 3. Messenger.....	1	1,200	1	1,200	1	1,200
Senior laborer.....	1	1,260	1	1,260	1	1,260
Grade 2. Junior laborer.....	1	1,260	1	1,260	2	1,260
Junior laborer (charwoman).....	3	1,080	3	1,080	3	1,080
Total permanent, departmental.....	89.5	254,020	89.5	254,020	94.1	262,833
Deduct lapses and administrative furloughs.....				2,000		7,847
Net permanent, departmental.....		254,020		252,020		254,986
PERSONAL SERVICES, FIELD						
Professional service:						
Grade 5. Senior dairy husbandman.....	1	4,800	1	4,800	1	4,800
Senior veterinary and physiologist.....	1	4,800	1	4,800	1	4,800
Senior chemist.....	1	4,600	1	4,600	1	4,600
Grade 4. Dairy husbandman.....	1	4,300	1	4,300	1	4,300
Grade 3. Associate dairy manufacturing specialist.....	1	3,400	1	3,400	1	3,400
Associate physiologist and histologist.....	1	3,200	1	3,200	1	3,200
Associate bacteriologist.....	1	3,300	1	3,300	1	3,300
Associate dairy husbandman.....	2	3,550	2	3,550	2	3,550
Grade 2. Assistant dairy husbandman.....	5	2,920	5	2,920	6	2,887
Assistant dairy manufacturing specialist.....	2	3,000	2	3,000	2	3,000
Assistant chemist.....	2	2,700	2	2,700	2	2,700
Grade 1. Junior bacteriologist.....	1	2,400	1	2,400	1	2,400
Junior chemist.....	2	2,000	2	2,000	2	2,000
Subprofessional service:						
Grade 2. Under scientific helper.....	1	1,260	1	1,260	1	1,260
Laboratory attendant.....	1	1,260	1	1,260	1	1,260
Clerical, administrative, and fiscal service:						
Grade 5. Senior clerk.....	1	2,100	1	2,100	1	2,100
Grade 3. Assistant clerk.....	1	1,980	1	1,980	1	1,980
Custodial service:						
Grade 9. Mechanical superintendent.....	1	2,500	1	2,500	1	2,500
Grade 7. Senior mechanic.....	1	1,950	1	1,950	1	1,950
Grade 5. Junior mechanic.....	1	1,620	1	1,620	1	1,620
Unskilled laborer.....	1	1,500	1	1,500	2	1,500
Grade 4. Unskilled laborer.....	2	1,350	2	1,350	2	1,380
Grade 3. Unskilled laborer.....	11	1,233	11	1,233	12	1,235
Grade 2. Unskilled laborer.....	14	1,080	14	1,080	15	1,080
Grade 1. Unskilled laborer.....	3	740	5	756	5	756
Cooperatives, per diem, and other unclassified employees:						
Agent in dairying.....	3	1,377	3	1,377	3	2,532
Agent.....	3	1,350	6	1,800	8	1,665
Clerk.....	1	300	1	300	1	920

Salaries and Expenses, Bureau of Dairy Industry—Continued.

By objects	Obligations					
	Estimate, 1935		Estimate, 1934		Actual, 1933	
	Posi- tions	Av. salary	Posi- tions	Av. salary	Posi- tions	Av. salary
PERSONAL SERVICES, FIELD—continued						
Cooperatives, per diem, and other unclassified employees—Continued.						
Charwoman.....	1		1		1	\$360
Per diem employees.....	36	\$1,367	36	\$1,367	39	1,335
Total permanent, field.....	102	173,378	107	181,688	117	198,126
Deduct lapses and administrative furloughs.....				695		5,356
Net permanent, field.....		173,378		180,993		192,770
Temporary employees, field.....		7,500		7,500		16,100
All personal services, field.....		180,878		188,493		208,870
Total, departmental and field.....		434,898		440,513		463,856
Deduct subsistence and quarters furnished.....		2,551		2,551		2,375
Deduct legislative reductions.....		432,347		437,962		461,481
		43,490		66,077		45,800
Total cash paid salaries and wages.....		388,857		371,885		415,681
Deduct amount included in objects below.....						8,357
01 Personal services (net).....		388,857		371,885		407,324
OTHER OBLIGATIONS						
02 Supplies and materials.....		51,461		53,700		53,146
05 Communication service.....		865		865		866
06 Travel expenses.....		8,000		9,000		9,809
07 Transportation of things, service.....		2,625		2,625		2,628
08 Printing and binding, photographing.....		625		625		622
10 Heat, light, and power.....		6,000		6,000		5,161
11 Rents.....		4,000		4,000		6,426
12 Repairs and alterations.....		9,000		10,600		10,662
13 Special and miscellaneous current expenses.....		10,700		10,700		6,204
30 Equipment.....		16,250		16,500		15,461
32 Structures and nonstructural improvements.....						122,837
Total other obligations.....		109,526		114,615		133,822
Grand total obligations.....		498,383		486,500		541,146
Estimated savings and unobligated balances.....				104,365		106,922
Total estimate or appropriation.....		498,383		590,865		648,068
BY ACTIVITIES OR PROJECTS						
1. Dairy manufacturing investigations and introduction.....		53,417		50,900		56,133
2. Dairy herd improvement investigations.....		48,525		46,100		46,689
3. Dairy cattle breeding, feeding, and management investigations.....		104,609		105,250		113,501
4. Ice cream investigations.....		11,600		11,000		11,494
5. Butter and byproducts investigations.....		22,829		21,750		22,557
6. Condensed milk and milk powder investigations.....		27,421		26,050		26,898
7. Investigations in bacteriology and chemistry of milk.....		14,695		13,975		16,142
8. Nutrition of dairy cows.....		53,567		51,350		52,734
9. Cheese manufacturing investigations.....		24,867		23,800		25,890
10. Market-milk investigations.....		26,354		25,150		22,411
11. Operation and maintenance, Beltsville, Md., experiment station.....		47,092		45,000		71,444
12. Missouri (Hatch), experiment station.....				4,825		4,710
13. Huntley, Mont., field station.....		11,941		11,600		13,443
14. Mandan, N. Dak., field station.....		13,992		13,525		15,300
15. Woodward, Okla., field station.....		9,875		9,525		9,644
16. Lewisburg, Tenn., field station.....		17,453		16,800		19,630
17. South Carolina, experiment station.....		10,146		9,900		12,526
Total.....		498,383		486,500		541,146

1 See following table:

Nutrition laboratory, continuation of construction started in 1932.....	\$14,221
Cottage, 28 by 44 by 15 feet, one story, concrete, 18,480 cubic feet, at 24 cents per cubic foot.....	4,489
Roof for hay storage shed.....	1,155
Septic tank and sewage system.....	1,619
Drainage system.....	571
Temporary heifer barn.....	177
Drilling well.....	60
Fencing.....	545
Total.....	22,837

Total, Bureau of Dairy Industry, **[\$655,130]** \$554,897, of which amount not to exceed **[\$296,850]** \$282,862 may be expended for personal services in the District of Columbia.

Annual appropriations, general fund:

Estimate 1935, **\$554,897**Appropriated 1934, **\$655,130**

National Industrial Recovery, Agriculture, Dairy Industry—

By objects	Obligations		
	Estimate, 1935	Estimate, 1934	Actual, 1933
PERSONAL SERVICES, FIELD			
Temporary employees.....	\$26,310	\$66,940	-----
Deduct amount included in objects below.....	26,310	66,940	-----
01 Personal services (net).....	-----	-----	-----
OTHER OBLIGATIONS			
12 Repairs and alterations.....	-----	17,750	-----
30 Equipment.....	21,000	3,000	-----
32 Structures and nonstructural improvements.....	28,000	103,920	-----
Total other obligations.....	49,000	124,670	-----

National Industrial Recovery, Agriculture, Dairy Industry—Contd.

By objects	Obligations		
	Estimate, 1935	Estimate, 1934	Actual, 1933
OTHER OBLIGATIONS—continued			
Deduct in 1935 and add in 1934 amount of 1934 appropriation available in 1935.....	-\$49,000	+\$49,000	-----
Total.....	-----	173,670	-----
Received by transfer from Federal Emergency Administration of Public Works.....	-----	-173,670	-----
Total estimate or appropriation.....	-----	-----	-----

Statement of proposed expenditures for the purchase, maintenance, repair, and operation of motor-propelled and horse-drawn passenger-carrying vehicles in the conduct of the field work of the Department of Agriculture outside of the District of Columbia, for the fiscal year ending June 30, 1935, as required by section 5 of the act of July 16, 1914 (U.S.C., p. 33, sec. 78)

BUREAU OF DAIRY INDUSTRY

Appropriation	For purchase						Old vehicles still to be used	Total maintenance, repair, and operation, all cars	Public purpose and users	
	New vehicles (motors, unless otherwise indicated)			Old vehicles to be exchanged						Net cost of new cars
	Number	Description	Gross cost	Number	Description	Allowance (estimated)				
Salaries and expenses, dairy investigations.							1	\$125	Travel between Beltsville, Md., and points in surrounding country on official business of the station. Used by the station superintendent.	

BUREAU OF PLANT INDUSTRY

Salaries and Expenses, Bureau of Plant Industry—

For all necessary expenses in the investigation of fruits, fruit trees, grain, cotton, tobacco, vegetables, grasses, forage, drug, medicinal, poisonous, fiber, and other plants and plant industries in cooperation with other branches of the department, the State experiment stations, and practical farmers, and for the erection of necessary farm buildings: *Provided*, That the cost of any building erected shall not exceed \$1,500; for field and station expenses, including fences, drains, and other farm improvements; for repairs in the District of Columbia and elsewhere; for rent outside of the District of Columbia; and for the employment of all investigators, local and special agents, agricultural explorers, experts, clerks, illustrators, assistants, and all labor and other necessary expenses in the city of Washington and elsewhere required for the investigations, experiments, and demonstrations herein authorized as follows (U.S.C., title 5, secs. 511, 512; title 7, secs. 111-114; U.S.C., Supp. VI, title 7, secs. 387-388a; title 16, sec. 581b; title 20, secs. 191-194; act Mar. 3, 1933, 47 Stat., p. 1443):

General administrative expenses: For necessary expenses for general administrative purposes, including the salary of chief of bureau and other personal services in the District of Columbia, [\$193,639] \$171,569 (U.S.C., title 5, secs. 511, 512; title 7, secs. 111-114; U.S.C., Supp. VI, title 7, secs. 387-388a; title 16, sec. 581b; title 20, secs. 191-194; act Mar. 3, 1933, 47 Stat., p. 1443).

Est. 1935, \$171,569

App. 1934, \$193,639

By objects	Obligations					
	Estimate, 1935		Estimate, 1934		Actual, 1933	
PERSONAL SERVICES, DEPARTMENTAL	Posi- tions	Av. salary	Posi- tions	Av. salary	Posi- tions	Av. salary
Professional service:						
Grade 8. Chief of bureau.....	1	\$8,000	1	\$8,000	1	\$8,000
Grade 7. Associate chief of bureau.....	1	7,000	1	7,000	0.5	7,000
Grade 6. Assistant chief of bureau.....	1	5,800	1	5,800	1	5,800
Grade 3. Associate horticulturist.....	1	3,400	1	3,400	1	3,400
Grade 2. Assistant librarian.....	2	2,950	2	2,950	1.8	2,950
Grade 1. Junior librarian.....	3	2,067	3	2,067	3	2,067
Subprofessional service:						
Grade 4. Junior library assistant.....	1	1,680	1	1,680	1	1,680
Clerical, administrative, and fiscal service:						
Grade 9. Senior administrative assistant.....	2	3,550	2	3,550	2	3,550
Editor.....	1	3,300	1	3,300	1	3,300
Grade 7. Junior administrative assistant.....	6	2,833	6	2,833	6	2,833
Assistant editor.....	2	2,600	2	2,600	1	2,600

Salaries and Expenses, Bureau of Plant Industry—Continued.

By objects	Obligations					
	Estimate, 1935		Estimate, 1934		Actual, 1933	
PERSONAL SERVICES, DEPARTMENTAL—con.	Posi- tions	Av. salary	Posi- tions	Av. salary	Posi- tions	Av. salary
Clerical, administrative, and fiscal service—Continued.						
Grade 6. Principal clerk.....	6	\$2,600	6	\$2,600	6	\$2,600
Grade 5. Senior clerk.....	5	2,180	5	2,180	4.5	2,167
Grade 4. Clerk.....	11	1,958	12	1,965	13	1,971
Clerk-stenographer.....	2	1,890	2	2,890	2	1,890
Editor.....	1	1,800	1	1,800	1	1,800
Grade 3. Assistant clerk.....	8.2	1,693	8.2	1,693	9	1,693
Assistant clerk-stenographer.....	11.7	1,675	12.2	1,689	15.8	1,663
Grade 2. Junior clerk.....	2.4	1,650	3.4	1,596	5	1,596
Junior clerk typist.....	3	1,500	3	1,500	3	1,500
Grade 1. Underclerk.....	1	1,260	1	1,260	1	1,260
Custodial service:						
Grade 3. Messenger.....	3	1,440	4	1,440	4	1,440
Senior laborer.....	5	1,428	5	1,428	5	1,428
Grade 2. Assistant messenger.....	2	1,080	2	1,080	2	1,080
Junior laborer.....	3	1,080	3	1,080	3	1,080
Junior office laborer (charwoman, part-time).....	1	459	1	459	12	437
Grade 1. Junior messenger.....					1	600
Total, permanent departmental.....	86.3	184,309	89.8	190,389	108.6	200,206
Deduct lapses administrative furloughs.....				1,900		5,205
Net permanent, departmental.....		184,309		188,489		195,001
Deduct legislative reductions.....		18,431		28,273		20,533
01 Personal services (net).....		165,878		160,216		174,468
OTHER OBLIGATIONS						
02 Supplies and materials.....		1,069		1,069		1,569
05 Communication service.....		954		954		954
07 Transportation of things (service).....		165		165		165
08 Printing, engraving, and lithographing.....		517		517		717
12 Repairs and alterations.....		962		1,633		2,833
13 Special and miscellaneous current expenses.....		1,000		1,000		1,202
30 Equipment.....		1,024		1,968		2,889
Total other obligations.....		5,691		7,306		10,329
Grand total obligations.....		171,569		167,522		184,797
Estimated savings and unobligated balances.....				26,117		25,169
Total estimate or appropriation.....		171,569		193,639		209,966

Arlington Farm: For continuing the necessary improvements to establish and maintain a general experiment farm and agricultural station on the Arlington estate, in the State of Virginia, in accordance with the provisions of the Act of Congress approved April 18, 1900 (31 Stat., pp. 135, 136), **[\$51,545] \$44,469: Provided,** That the limitations in this Act as to the cost of farm buildings shall not apply to this paragraph (*U.S.C., title 5, secs. 511, 512; title 7, secs. 111-114; U.S.C., Supp. VI, title 7, secs. 387-388a; title 16, sec. 581b; title 20, secs. 191-194; act Apr. 18, 1900, 31 Stat., pp. 135, 136; Mar. 3, 1933, 47 Stat., p. 1443*).

Est. 1935, \$44,469

App. 1934, \$51,545

By objects	Obligations					
	Estimate, 1935		Estimate, 1934		Actual, 1933	
	Posi- tions	Av. salary	Posi- tions	Av. salary	Posi- tions	Av. salary
PERSONAL SERVICES, FIELD						
Professional service:						
Grade 5. Senior horticulturist.....	1	\$5,000	1	\$5,000	1	\$5,000
Grade 3. Associate horticulturist.....	1	3,200	1	3,200	1	3,200
Subprofessional service:						
Grade 7. Principal scientific aid.....	1	2,300	1	2,300	1	2,300
Grade 6. Senior gardener.....	1	2,600	1	2,600	1	2,600
Senior mechanic.....	2	2,400	2	2,400	2	2,400
Grade 5. Mechanic.....	4	2,010	4	2,010	4.1	2,001
Carpenter.....	4	2,010	4	2,010	4	2,010
Foreman gardener.....	1	2,040	1	2,040	1	2,040
Grade 4. Assistant scientific aid.....	1	1,800	1	1,800	1	1,800
Grade 3. Gardener.....	3	1,560	3	1,560	3	1,560
Chauffeur.....	1	1,500	1	1,500	1	1,500
Skilled laborer.....	1	1,440	1	1,440	1	1,440
Clerical, administrative, and fiscal service:						
Grade 6. Principal clerk.....	1	2,800	1	2,800	1	2,800
Grade 3. Assistant clerk-stenographer.....	1	1,980	1	1,980	1	1,980
Assistant clerk.....	2	1,620	2	1,620	2	1,620
Total permanent, field.....	25	53,460	25	53,460	25.1	49,118
Deduct lapses and administrative furloughs.....						3,795
Net permanent, field.....		53,460		53,460		45,323
Deduct subsistence and quarters furnished.....		760		760		760
Deduct legislative reductions.....		52,700		52,700		44,563
		5,346		8,019		4,664
01 Personal services (net).....		47,354		44,681		39,899
OTHER OBLIGATIONS						
02 Supplies and materials.....		1,560		1,560		7,673
05 Communication service.....		381		381		621
06 Travel expenses.....						75
07 Transportation of things (service).....		100		100		127
10 Furnishing light, power, water, and electricity.....		300		300		672
12 Repairs and alterations.....		314		314		1,150
13 Special and miscellaneous current expenses.....		100		100		24
30 Equipment.....		340		340		730
32 Nonstructural improvements.....		200		200		250
Total other obligations.....		3,295		3,295		11,322
Grand total obligations.....		50,649		47,976		51,221
Deduct reimbursement for work done for other bureaus.....		-6,180		-6,180		
Net total obligations.....		44,469		41,796		51,221
Estimated savings and unobligated balances.....				9,749		9,279
Total estimate or appropriation.....		44,469		51,545		60,500

Barberry eradication—

Appropriation under above title transferred to the proposed new Bureau of Entomology and Plant Quarantine. See page 138.

App. 1934, \$180,772

Estimated obligations—1934, \$126,918, estimated savings and unobligated balance, \$53,804; actual obligations—1933, \$180,902, savings and unobligated balance, \$15,498.

Blister rust control—

Appropriation under above title transferred to the proposed new Bureau of Entomology and Plant Quarantine. See p. 135.

App. 1934, \$375,233

Estimated obligations—1934, \$214,440, estimated savings and unobligated balance, \$160,793; actual obligations—1933, \$362,495, savings and unobligated balance, \$37,505.

Botany: For investigation, improvement, and utilization of wild plants and grazing lands, and for determining the distribution of weeds and means of their control **[\$39,113] \$38,816 (U.S.C., title 5, secs. 511, 512; title 7, secs. 111-114; U.S.C., Supp. VI, title 7, secs. 387-388a; title 16, sec. 581b; title 20, secs. 191-194; act Mar. 3, 1933, 47 Stat., p. 1444).**

Est. 1935, \$38,816

App. 1934, \$39,113

Salaries and Expenses, Bureau of Plant Industry—Continued.

By objects	Obligations					
	Estimate, 1935		Estimate, 1934		Actual, 1933	
	Posi- tions	Av. salary	Posi- tions	Av. salary	Posi- tions	Av. salary
PERSONAL SERVICES, DEPARTMENTAL						
Professional service:						
Grade 6. Principal botanist.....	2	\$5,700	2	\$5,700	2	\$5,700
Grade 5. Senior botanist.....	1	4,600	1	4,600	1	4,600
Grade 3. Associate botanist.....	1	3,300	1	3,300	1	3,300
Grade 2. Assistant botanist.....	2	2,700	2	2,700	2.3	2,783
Subprofessional service:						
Grade 6. Senior laboratory assistant.....	1	2,400	1	2,400	1	2,400
Grade 2. Under scientific helper.....	1.4	1,490	1.4	1,490	1.4	1,490
Clerical, administrative, and fiscal service:						
Grade 5. Senior clerk.....	1	2,100	1	2,100	1	2,100
Grade 3. Assistant clerk-stenographer.....	1	1,920	1	1,920	1	1,920
Assistant clerk.....	1	1,680	1	1,680	1	1,680
Custodial service:						
Grade 2. Junior office laborer (char- woman, part time).....	1	459	1	459		
Total permanent, departmental.....	12.4	35,359	12.4	35,359	11.7	36,908
Deduct lapses and administrative fur- loughs.....						4
Net permanent, departmental.....		35,359		35,359		36,904
PERSONAL SERVICES, FIELD						
Temporary employees.....						152
Total, departmental and field.....		35,359		35,359		37,056
Deduct legislative reductions.....		3,536		5,304		4,723
01 Personal services (net).....		31,823		20,055		32,333
OTHER OBLIGATIONS						
02 Supplies and materials.....		110		330		466
05 Communication service.....		75		75		98
06 Travel expenses.....		200				664
07 Transportation of things (service).....		15		25		65
08 Printing, engraving, and lithographing.....		50		77		99
11 Other rents.....				650		1,175
12 Repairs and alterations.....		20		200		476
13 Special and miscellaneous current ex- penses.....		1,373		160		384
30 Equipment.....		150		476		492
Total other obligations.....		1,993		1,993		3,919
Grand total obligations.....		33,816		32,048		36,252
Estimated savings and unobligated bal- ances.....				7,065		5,808
Total estimate or appropriation.....		33,816		39,113		42,060

Cereal crops and diseases: For the investigation and improvement of cereals, including corn, and methods of cereal production and for the study and control of cereal diseases, and for the investigation of the cultivation and breeding of flax for seed purposes, including a study of flax diseases, and for the investigation and improvement of broomcorn and methods of broomcorn production, **[\$488,200] \$411,803 (U.S.C., title 5, secs. 511, 512; title 7, secs. 111-114; U.S.C., Supp. VI, title 7, secs. 387-388a; title 16, sec. 581b; title 20, secs. 191-194; act Mar. 3, 1933, 47 Stat., p. 1444).**

Est. 1935, \$411,803

App. 1934, \$488,200

By objects	Obligations					
	Estimate, 1935		Estimate, 1934		Actual, 1933	
	Posi- tions	Av. salary	Posi- tions	Av. salary	Posi- tions	Av. salary
PERSONAL SERVICES, DEPARTMENTAL						
Professional service:						
Grade 6. Principal agronomist.....	4	\$5,650	4	\$5,650	4	\$5,650
Principal pathologist.....	2	5,000	2	5,000	2	5,000
Grade 5. Senior agronomist.....	5	4,640	5	4,640	5	4,640
Senior pathologist.....	1	4,600	1	4,600	1	4,600
Grade 4. Agronomist.....	2	3,800	2	3,800	2	3,800
Pathologist.....	1	3,800	1	3,800	1	3,800
Grade 3. Associate agronomist.....	6	3,620	5	3,620	5	3,620
Associate pathologist.....	1.8	3,444	1.8	3,444	1	3,600
Associate physiologist.....	1	3,600	1	3,600	1	3,600
Associate baking technologist.....	1	3,200	1	3,200	1	3,200
Grade 2. Assistant botanist.....	1	3,100	1	3,100	1	3,100
Assistant agronomist.....	1	3,000	1	3,000	1	3,000
Assistant pathologist.....					1	2,700
Grade 1. Junior chemist.....	1	2,000	1	2,000	1	2,000
Junior agricultural statistician.....	1	2,000	1	2,000	1	2,000
Junior agronomist.....			0.1	2,000	1	2,000
Subprofessional service:						
Grade 7. Principal scientific illustrator.....					0.1	2,300
Grade 6. Senior scientific aid.....	1	2,300	1	2,300	1.3	2,437
Grade 5. Scientific aid.....	1	1,860	1	1,860	1	1,860
Grade 2. Under scientific helper.....	1	1,620	1	1,620	1	1,620

Salaries and Expenses, Bureau of Plant Industry—Continued.

By objects	Obligations					
	Estimate, 1935		Estimate, 1934		Actual, 1933	
	Posi- tions	Av. salary	Posi- tions	Av. salary	Posi- tions	Av. salary
PERSONAL SERVICES, DEPARTMENTAL—CON.						
Clerical, administrative, and fiscal service:						
Grade 7. Junior administrative assistant	1	\$3,200	1	\$3,200	1	\$3,200
Junior investigator					0.1	2,600
Assistant editor					0.2	2,600
Grade 5. Senior clerk	2	2,550	2	2,550	2	2,550
Senior clerk-stenographer					1	2,100
Senior photographer	0.2	2,500	0.2	2,500	0.2	2,500
Grade 4. Clerk-stenographer	2.5	2,016	2.5	2,016	4	2,010
Clerk	2	2,130	2	2,130	2	2,130
Grade 3. Assistant clerk-stenographer	5.3	1,744	5.3	1,744	8.8	1,756
Grade 2. Junior clerk-typist			0.2	1,740	2	1,740
Junior clerk-stenographer	1	1,500	1	1,500	1	1,500
Custodial service:						
Grade 3. Senior laborer					0.1	1,320
Grade 2. Assistant messenger	1	1,260	1	1,260	1	1,260
Junior laborer	0.2	1,140	0.2	1,140	0.2	1,140
Junior office laborer (char- woman, part-time)	1	459	1	459		
Total permanent, departmental	47	150,736	47.3	151,295	56	169,034
Deduct lapses and administrative furloughs						97
Net permanent, departmental		150,736		151,295		168,937
Temporary employees, departmental		220		220		220
All personal services, departmental		150,956		151,515		169,157
PERSONAL SERVICES, FIELD						
Professional service:						
Grade 5. Senior agronomist	1.7	5,365	1.7	5,365	1.7	5,365
Senior pathologist	1	4,800	1	4,800	1	4,800
Senior geneticist	0.8	4,800	0.8	4,800	0.8	4,800
Grade 4. Physiologist	1	4,400	1	4,400	1	4,400
Agronomist	2.3	4,026	2.3	4,026	2.3	4,026
Pathologist	2.5	4,000	2.5	4,000	3	4,000
Grade 3. Associate pathologist	8	3,413	8	3,413	8	3,413
Associate agronomist	8.6	3,360	8.9	3,346	9.6	3,375
Grade 2. Assistant agronomist	6	3,150	7	3,086	7	3,086
Assistant pathologist	4	2,825	5	2,840	5	2,840
Grade 1. Junior agronomist	12	2,100	12.1	2,096	13	2,092
Junior pathologist	1	2,000	2	2,000	2	2,000
Subprofessional service:						
Grade 6. Senior agricultural aid	1	2,000	1	2,000	1	2,000
Grade 4. Head gardener			1	1,920	1	1,920
Assistant scientific aid	2	1,890	2.2	1,899	3	1,840
Grade 3. Junior scientific aid			1	1,440	1	1,440
Clerical, administrative, and fiscal service:						
Grade 2. Junior clerk-stenographer	1	1,560	1	1,560	1	1,560
Per diem and other unclassified employees:						
Agent	16.5	2,230	18.5	2,111	29.1	1,781
Laborer	5	1,251	5.2	1,226	10.1	1,235
Total permanent, field	74.4	206,220	80.4	217,790	100.6	250,691
Deduct lapses and administrative furloughs						4,249
Net permanent, field		206,220		217,790		246,442
Temporary employees, field		24,810		27,910		43,600
All personal services, field		231,030		245,700		290,042
Total, departmental and field		381,986		397,215		459,199
Deduct subsistence and quarters furnished		420		420		420
		381,566		396,795		458,779
Deduct legislative reductions		38,197		59,582		43,658
01 Personal services (net)		343,369		337,213		415,121
OTHER OBLIGATIONS						
02 Supplies and materials		12,479		13,479		12,333
04 Subsistence and care of animals, and storage and care of vehicles (service)		20		20		20
05 Communication service		1,044		1,044		1,044
06 Travel expenses		21,026		22,439		22,439
07 Transportation of things (service)		2,130		2,130		2,130
08 Printing, engraving, and lithographing		424		424		424
10 Furnishing light, power, water, and electricity		3,012		3,012		3,012
11 Rents		490		490		490
12 Repairs and alterations		5,800		5,800		5,802
13 Special and miscellaneous current ex- penses		2,270		2,270		2,268
30 Equipment		19,739		22,639		22,639
32 Other structures						8,535
Total other obligations		68,434		73,747		81,136
Grand total obligations		411,803		410,960		496,257
Transferred to "Fruit and vegetable crops and diseases"						+7,500
Net total obligations		411,803		410,960		503,757
Estimated savings and unobligated bal- ances				77,240		50,728
Total estimate or appropriation		411,803		488,200		554,485

Salaries and Expenses, Bureau of Plant Industry—Continued.

By objects	Obligations		
	Estimate, 1935	Estimate, 1934	Actual, 1933
BY ACTIVITIES OR PROJECTS			
1. Barley production and improvement	\$47,295	\$46,575	\$54,750
2. Corn production and improvement	100,418	103,810	116,555
3. Seed flax production and improvement (also buckwheat)	11,980	13,990	18,080
4. Grain sorghum and broomcorn (also proso, millets, etc.)	18,975	17,860	20,990
5. Oat production and improvement	38,327	37,520	47,382
6. Rice production and improvement	37,468	35,845	41,805
7. Wheat production and improvement (also emmer, spelt, etc., and rye)	157,340	155,360	196,695
Total	411,803	410,960	496,257

¹ Exclusive of \$7,500 transferred to "Fruit and vegetable crops and diseases."

Citrus canker eradication—

Appropriation under above title transferred to the proposed new Bureau of Entomology and Plant Quarantine. See page 131.

App. 1934, \$25,000

Estimated obligations—1934, \$11,706; estimated savings and unobligated balance, \$13,294; actual obligations—1933, \$25,471; savings and unobligated balance, \$4,529.

Cotton production and diseases: For investigation of cotton production, including the improvement by cultural methods, breeding, acclimatization, adaptation, and selection, and for investigation and control of diseases, **[\$200,000] \$173,092** (U.S.C., title 5, secs. 511, 512; title 7, secs. 111-114; U.S.C., Supp. VI, title 7, secs. 387-388a; title 16, sec. 581b; title 20, secs. 191-194; act Mar. 3, 1933, 47 Stat., p. 1444).

Est. 1935, \$173,092

App. 1934, \$200,000

By objects	Obligations					
	Estimate, 1935		Estimate, 1934		Actual, 1933	
	Posi- tions	Av. salary	Posi- tions	Av. salary	Posi- tions	Av. salary
PERSONAL SERVICES, DEPARTMENTAL						
Professional service:						
Grade 6. Principal botanist	0.7	\$6,000	0.7	\$6,000	0.7	\$6,000
Principal agronomist	0.7	5,600	0.7	5,600	0.7	5,600
Principal physiologist	1	5,600	1	5,600	1	5,600
Grade 3. Associate technologist	0.5	3,200	0.5	3,200	0.5	3,200
Associate agronomist					1	3,200
Associate botanist	0.2	3,300	0.2	3,300		
Subprofessional service:						
Grade 8. Chief scientific aid	0.5	2,600	0.5	2,600	0.5	2,600
Grade 4. Junior library assistant	1	1,620	1	1,620	1	1,620
Assistant scientific aid	2	1,620	2	1,620	1.1	1,620
Grade 2. Under scientific helper	1	1,260	1	1,260		
Clerical, administrative, and fiscal service:						
Grade 6. Principal clerk	0.7	2,800	0.7	2,800	0.7	2,800
Grade 5. Senior clerk	0.7	2,200	0.7	2,200	0.7	2,200
Grade 4. Clerk-stenographer	1.7	1,965	1.7	1,965	1.7	1,965
Grade 3. Assistant clerk	0.8	1,620	0.8	1,620	0.8	1,620
Assistant clerk-stenographer	1.5	1,720	1.5	1,720	2.5	1,680
Grade 2. Junior clerk	1	1,440	1	1,440	0.5	1,440
Junior clerk-typist	2	1,440	2	1,440	1.5	1,440
Grade 1. Under operator	1	1,620	1	1,620	1	1,620
Custodial service:						
Grade 2. Assistant messenger	1	1,080	1	1,080	1	1,080
Junior office laborer (char- woman, part time)	1	459	1	459		
Total permanent, departmental	19	40,986	19	40,986	16.9	40,650
PERSONAL SERVICES, FIELD						
Professional service:						
Grade 5. Senior pathologist	1	4,600	1	4,600	1	4,600
Grade 4. Agronomist	0.8	4,400	0.8	4,400	0.8	4,400
Technologist	1	3,800	1	3,800	1	3,800
Grade 3. Associate agronomist	5.5	3,236	5.5	3,236	4.5	3,244
Associate cytologist	1	3,200	1	3,200	1	3,200
Grade 2. Assistant agronomist	1.8	2,850	1.8	2,850	1.8	2,850
Assistant pomologist	1	2,800	1	2,800	1	2,800
Assistant agricultural econo- mist	1	2,600	1	2,600	1	2,600
Grade 1. Junior agronomist	3	2,133	3	2,133	4	2,100
Junior pathologist	1	2,000	1	2,000	1	2,000
Junior horticulturist	1	2,000	1	2,000	1	2,000
Junior technologist	1	2,000	1	2,000	1	2,000
Subprofessional service:						
Grade 8. Chief scientific aid	1.8	3,000	1.8	3,000	1.8	3,000
Grade 7. Principal scientific aid	1.7	2,750	1.7	2,750	1.7	2,750
Grade 5. Scientific aid	2	1,800	2	1,800	2	1,800
Grade 4. Assistant scientific aid	8.5	1,718	8.8	1,706	10.3	1,693
Grade 2. Under scientific helper	2	1,440	2	1,440	4	1,305

Salaries and Expenses, Bureau of Plant Industry—Continued.

By objects	Obligations					
	Estimate, 1935		Estimate, 1934		Actual, 1933	
	Posi- tions	Av. salary	Posi- tions	Av. salary	Posi- tions	Av. salary
PERSONAL SERVICES, FIELD—continued						
Per diem and other unclassified employees:						
Agent.....	3	\$4,867	3.6	\$4,297	5	\$3,616
Laborer.....	9	1,026	9	1,026	14	995
Total permanent, field.....	47.1	111,285	48	112,560	57.9	124,218
Deduct lapses and administrative furloughs.....						2,255
Net permanent, field.....		111,285		112,560		121,963
Temporary employees, field.....		4,915		4,915		14,140
All personal services, field.....		116,200		117,475		136,103
Total, departmental and field.....		157,186		158,461		176,753
Deduct subsistence and quarters furnished.....		4,289		4,319		4,814
Deduct legislative reductions.....		152,897		154,142		171,939
Deduct legislative reductions.....		15,719		23,769		17,500
01 Personal services (net).....		137,178		130,373		154,439
OTHER OBLIGATIONS						
02 Supplies and materials.....		7,529		6,725		8,429
04 Subsistence and care of animals and storage and care of vehicles (service).....		15		15		15
05 Communication service.....		870		870		916
06 Travel expenses.....		16,000		16,000		16,814
07 Transportation of things (service).....		1,500		1,500		1,576
08 Printing, engraving, and lithographing.....		45		45		45
10 Furnishing light, power, water, and electricity.....		2,850		2,850		2,876
11 Other rents.....		800		800		901
12 Repairs and alterations.....		3,500		3,500		4,311
13 Special and miscellaneous current expenses.....		1,155		1,405		5,143
30 Equipment.....		1,650		1,150		3,348
Total other obligations.....		35,914		34,860		44,374
Grand total obligations.....		173,092		165,233		198,813
Estimated savings and unobligated balances.....				34,767		19,627
Total estimate or appropriation.....		173,092		200,000		218,440
BY ACTIVITIES OR PROJECTS						
1. Breeding and cultural improvement of cotton, including cotton diseases.....		152,687		146,261		176,988
2. Egyptian cotton breeding.....		20,405		18,972		21,825
Total.....		173,092		165,233		198,813

Drug and related plants: For the investigation, testing, and improvement of plants yielding drugs, spices, poisons, oils, and related products and by-products, **\$39,840** **\$34,101** (U.S.C., title 5, secs. 511, 512; title 7, secs. 111-114; U.S.C., Supp. VI, title 7, secs. 387-388a; title 16, sec. 581b; title 20, secs. 191-194; act Mar. 3, 1933, 47 Stat., p. 1444).

Est. 1935, \$34,101

App. 1934, \$39,840

By objects	Obligations					
	Estimate, 1935		Estimate, 1934		Actual, 1933	
	Posi- tions	Av. salary	Posi- tions	Av. salary	Posi- tions	Av. salary
PERSONAL SERVICES, DEPARTMENTAL						
Professional service:						
Grade 5. Senior biochemist.....	2	\$4,700	2	\$4,700	2	\$4,700
Grade 3. Associate biochemist.....	1	3,400	1	3,400	1	3,400
Grade 2. Assistant botanist.....					0.8	2,900
Assistant biochemist.....	1	2,700	1	2,700	1	2,700
Grade 1. Junior biochemist.....	1	2,500	1	2,500	1	2,500
Clerical, administrative, and fiscal service:						
Grade 4. Clerk.....	1	1,980	1	1,980	1	1,980
Clerk-stenographer.....	1	1,860	1	1,860	1	1,860
Grade 3. Assistant clerk-stenographer.....	1	1,860	1	1,860	1	1,860
Custodial service:						
Grade 2. Assistant messenger.....	1	1,140	1	1,140	1	1,140
Junior laborer.....	1	1,080	1	1,080	1	1,080
Total permanent, departmental.....	10	25,920	10	25,920	10.8	28,820
Deduct lapses and administrative furloughs.....						725
Net permanent, departmental.....		25,920		25,920		28,095

Salaries and Expenses, Bureau of Plant Industry—Continued.

By objects	Obligations					
	Estimate, 1935		Estimate, 1934		Actual, 1933	
	Posi- tions	Av. salary	Posi- tions	Av. salary	Posi- tions	Av. salary
PERSONAL SERVICES, FIELD						
Per diem and other unclassified employees:						
Agent.....	2	\$2,925	2	\$2,925	2	\$2,935
Total permanent, field.....	2	5,850	2	5,850	2	5,959
Temporary employees, field.....		2,350		2,600		3,503
All personal services, field.....		8,200		8,450		9,462
Total, departmental and field.....		34,120		34,370		37,557
Deduct legislative reductions.....		3,412		5,156		3,478
01 Personal services (net).....		30,708		29,214		34,079
OTHER OBLIGATIONS						
02 Supplies and materials.....		595		595		937
04 Subsistence and care of animals and storage and care of vehicles (service).....		100		100		45
05 Communication service.....		210		210		229
06 Travel expenses.....		275		275		542
07 Transportation of things (service).....		400		400		318
08 Printing, engraving, and lithographing.....		100		100		69
10 Furnishing light, power, water, and electricity.....		75		75		32
11 Rents.....		224		224		224
12 Repairs and alterations.....		250		250		325
13 Special and miscellaneous current expenses.....		852		852		716
30 Equipment.....		100		100		99
Total other obligations.....		3,393		3,181		3,536
Grand total obligations.....		34,101		32,395		37,615
Transferred to "Forage crops and diseases".....						-5,000
Net total obligations.....		34,101		32,395		32,615
Estimated savings and unobligated balances.....				7,445		5,105
Total estimate or appropriation.....		34,101		39,840		37,720
BY ACTIVITIES OR PROJECTS						
1. Drug, poisonous, and oil plants.....		26,006		24,463		28,506
2. Downy mildew of hops.....		8,095		7,932		9,109
Total.....		34,101		32,395		37,615

¹ Includes \$5,000 transferred from "Forage crops and diseases".

■ Dry-land agriculture: For the investigation and improvement of methods of crop production under subhumid, semiarid, or dry-land conditions, \$220,000: *Provided*, That no part of this appropriation shall be used for the establishment of any new field station. (U.S.C., title 5, secs. 511, 512; title 7, secs. 111-114; U.S.C., Supp. VI, title 7, secs. 387-388a; title 16, sec. 581b; title 20, secs. 191-194; act Mar. 3, 1933, 47 Stat., p. 1444.)

App. 1934, \$220,000

By objects	Obligations					
	Estimate, 1935		Estimate, 1934		Actual, 1933	
	Posi- tions	Av. salary	Posi- tions	Av. salary	Posi- tions	Av. salary
PERSONAL SERVICES, DEPARTMENTAL						
Professional service:						
Grade 6. Principal agronomist.....			1	\$5,600	1	\$5,600
Grade 5. Senior agronomist.....			1	4,600	1	4,600
Grade 3. Associate biophysicist.....			0.2	3,200		
Clerical, administrative, and fiscal service:						
Grade 6. Principal clerk.....			1	2,900	1	2,900
Grade 4. Clerk.....			1	2,100	1	2,100
Clerk-stenographer.....			0.1	2,040		
Grade 3. Assistant clerk-stenographer.....					0.2	1,740
Assistant clerk.....			2	1,770	2	1,770
Custodial service:						
Grade 2. Junior office laborer (char- woman, part time).....			1	459		
Grade 1. Junior messenger.....			1	600	1	600
Total permanent, departmental.....			8.3	20,502	7.2	19,722
PERSONAL SERVICES, FIELD						
Professional service:						
Grade 6. Principal agriculturist.....			1	5,800	1	5,800
Grade 5. Senior agriculturist and super- intendent.....			1	5,000	1	5,000

Salaries and Expenses, Bureau of Plant Industry—Continued.

By objects	Obligations					
	Estimate, 1935		Estimate, 1934		Actual, 1933	
	Posi- tions	Av. salary	Posi- tions	Av. salary	Posi- tions	Av. salary
PERSONAL SERVICES, DEPARTMENTAL—CON.						
Professional service—Continued.						
Grade 3. Associate horticulturist			2	\$3,600	2	\$3,600
Associate agronomist			17.2	3,616	17.8	3,585
Grade 2. Assistant silviculturist			1	3,000	1	3,000
Assistant agronomist			1	2,800	1	2,800
Grade 1. Junior agronomist			2	2,100	2	2,100
Subprofessional service:						
Grade 6. Senior scientific aid			1	2,600	1	2,600
Grade 5. Scientific aid					0.4	2,100
Clerical, administrative, and fiscal service:						
Grade 5. Senior clerk			1	2,600	1	2,600
Grade 2. Junior clerk-stenographer					1	1,620
Per diem and other unclassified employees:						
Agent			5	2,185	7.1	2,133
Field aid			1	1,440	1.2	1,405
Laborer			19	1,200	27.3	1,212
Total permanent, field				52.2	130,565	64.8
Deduct lapses and administrative furloughs						153,301
						2,273
Net permanent, field				130,565		151,028
Temporary employees, field				18,388		24,989
All personal services, field				148,953		176,017
Total, departmental and field				169,455		195,739
Deduct subsistence and quarters furnished				4,087		5,119
				165,368		190,620
Deduct legislative reductions				25,418		19,584
01 Personal services (net)				139,950		171,036
OTHER OBLIGATIONS						
02 Supplies and materials				16,112		15,457
04 Subsistence and care of animals and storage and care of vehicles (service)				75		75
05 Communication service				930		926
06 Travel expenses				3,460		4,976
07 Transportation of things (service)				1,200		1,220
08 Printing, engraving, and lithographing				140		133
10 Furnishing light, power, water, and electricity				3,500		3,507
11 Other rents				9		11
12 Repairs and alterations				8,200		8,243
13 Special and miscellaneous current expenses				110		107
30 Equipment				9,010		10,051
32 Nonstructural improvements				800		1,151
Total other obligations				43,546		45,857
Grand total obligations				183,496		216,893
Estimated savings and unobligated balances				36,504		25,367
Total estimate or appropriation				220,000		242,260
BY ACTIVITIES OR PROJECTS						
1. Dry-land crop production				137,940		162,669
2. Dry-land fruit and vegetable production				26,375		30,365
3. Cooperative shelter-belt demonstrations and experimental test plantings				19,181		23,859
Total				183,496		216,893

Gardens and grounds: To cultivate and care for the gardens and grounds of the Department of Agriculture in the city of Washington, including the upkeep and lighting of the grounds and the construction, surfacing, and repairing of roadways and walks; and to erect, manage, and maintain conservatories, greenhouses, and plant and fruit propagating houses on the grounds of the Department of Agriculture in the city of Washington, \$87,190.

Experimental greenhouse maintenance: For maintenance and operation of experimental greenhouses and adjacent experimental grounds and plots, \$71,239 (U.S.C., title 5, secs. 511, 512; title 7, secs. 111-114; U.S.C., Supp. VI, title 7, secs. 387-388a; title 16, sec. 581b; title 20, secs. 191-194; act Mar 3, 1933, 47 Stat., p. 1445) (submitted).

Est. 1935, \$71,239

App. 1934, \$87,190

By objects	Obligations					
	Estimate, 1935		Estimate, 1934		Actual, 1933	
PERSONAL SERVICES, DEPARTMENTAL	Posi- tions	Av. salary	Posi- tions	Av. salary	Posi- tions	Av. salary
Subprofessional service:						
Grade 8. Chief scientific aid.....	1	\$3,200	1	\$3,200	1	\$3,200
Grade 6. Senior foreman gardener.....	1	2,500	1	2,500	1	2,500
Grade 5. Foreman gardener.....					1	1,980

Salaries and Expenses, Bureau of Plant Industry—Continued.

By objects	Obligations					
	Estimate, 1935		Estimate, 1934		Actual, 1933	
	Posi- tions	Av. salary	Posi- tions	Av. salary	Posi- tions	Av. salary
PERSONAL SERVICES, DEPARTMENTAL—CON.						
Subprofessional service—Continued.						
Grade 4. Head gardener.....	9	\$1,740	9	\$1,740	10	\$1,749
Grade 3. Gardener.....	7	1,474	7	1,474	8	1,515
Grade 2. Assistant gardener.....	19	1,286	19.2	1,286	21.3	1,288
Clerical, administrative, and fiscal serice:						
Grade 4. Clerk.....	1	1,980	1	1,980	1	1,980
Grade 2. Junior clerk.....	1	1,440	1	1,440	1	1,440
Custodial service:						
Grade 7. Senior mechanic.....	1	2,100	1	2,100	1	2,100
Grade 5. Junior mechanic.....	1	1,680	1	1,680	2	1,620
Grade 3. Senior laborer.....	3	1,240	3	1,240	3	1,240
Grade 2. Junior laborer.....	8	1,160	8.1	1,160	9	1,160
Total permanent, departmental.....	52	76,440	52.3	76,830	59.3	91,860
Deduct lapses and administrative furloughs.....						4,307
Net permanent, departmental.....		76,440		76,830		87,553
Deduct legislative reductions.....		7,644		11,525		8,782
01 Personal services (net).....		68,796		65,305		78,771
OTHER OBLIGATIONS						
02 Supplies and materials.....		785		571		2,000
04 Subsistence and care of animals and storage and care of vehicles (service).....		40		44		87
05 Communication service.....		85		85		85
07 Transportation of things (service).....		174		174		250
08 Printing, engraving, and lithographing.....		4		4		2
10 Furnishing light, power, water, and electricity.....		429		534		863
12 Repairs and alterations.....		800		574		1,731
30 Equipment.....		126		126		492
32 Nonstructural improvements.....						351
Total other obligations.....		2,443		2,112		5,861
Grand total obligations.....		71,239		67,417		84,632
Transferred to Department of the Interior.....				² 4,405		
Net total obligations.....		71,239		71,822		84,632
Estimated savings and unobligated balances.....				15,368		13,188
Total estimate or appropriation.....		71,239		87,190		97,820
BY ACTIVITIES OR PROJECTS						
1. Maintenance and operation of experimental greenhouses and adjacent land.....		71,239		³ 67,417		84,632

¹ Includes \$59 impounded from salaries of employees transferred to Department of the Interior for period July 1 to Aug. 9, 1933.

² Includes \$481 legislative reduction on funds transferred to Department of the Interior.

³ Exclusive of \$3,924 of cash withdrawal which was transferred to Department of the Interior.

Forage crops and diseases: For the purchase, propagation, testing, and distribution of new and rare seeds; for the investigation and improvement of grasses, alfalfa, clover, and other forage crops, including the investigation and control of diseases, \$201,014; \$174,596 (U.S.C., title 5, secs. 511, 512; title 7, secs. 111-114; U.S.C., Supp. VI, title 7, secs. 387-388a; title 16, sec. 581b; title 20, secs. 191-194; act Mar. 3, 1933, 47 Stat., p. 1444).

Est. 1935, \$174,596

App. 1934, \$201,014

By objects	Obligations					
	Estimate, 1935		Estimate, 1934		Actual, 1933	
PERSONAL SERVICES, DEPARTMENTAL	Posi- tions	Av. salary	Posi- tions	Av. salary	Posi- tions	Av. salary
Professional service:						
Grade 6. Principal agronomist.....	1	\$5,600	1	\$5,600	1	\$5,600
Grade 5. Senior agronomist.....	5	4,720	5	4,720	5	4,720
Grade 4. Agronomist.....	1	3,800	1	3,800	1	3,800
Grade 3. Associate agronomist.....	1	3,500	1	3,500	1	3,500
Grade 2. Assistant botanist.....	1	3,000	1	3,000	1	3,000
Subprofessional service:						
Grade 7. Principal scientific illustrator.....					0.1	2,300
Grade 6. Senior scientific aid.....	1	2,300	1	2,300	1	2,300
Clerical, administrative, and fiscal service:						
Grade 7. Junior investigator.....					0.1	2,600
Assistant editor.....					0.2	2,600
Grade 6. Principal clerk.....	1	2,300	1	2,300	1	2,300
Grade 5. Senior photographer.....	0.1	2,500	0.1	2,500	0.1	2,500
Senior clerk.....	1	2,200	1	2,200	1	2,200
Grade 4. Clerk-stenographer.....	4.3	1,944	4.3	1,944	4	1,920
Clerk.....	1	1,800	1	1,800	1	1,800
Grade 3. Assistant translator.....					0.1	1,740
Assistant clerk.....	1	1,680	1	1,680	2	1,830
Assistant clerk-stenographer.....	4	1,635	4	1,635	6.3	1,692
Grade 2. Junior clerk.....					1	1,440
Junior clerk-typist.....	2	1,470	2	1,470	2	1,470
Grade 1. Under clerk-stenographer.....			0.2	1,380	1	1,380
Under clerk-typist.....	1	1,260	1	1,260	1	1,260

Salaries and Expenses, Bureau of Plant Industry—Continued.

By objects	Obligations					
	Estimate, 1935		Estimate, 1934		Actual, 1933	
	Posi- tions	Av. salary	Posi- tions	Av. salary	Posi- tions	Av. salary
PERSONAL SERVICES, DEPARTMENTAL—CON.						
Custodial service:						
Grade 1. Junior messenger.....	1	\$720	1	\$720	1	\$720
Total permanent, departmental.....	26.4	69,808	26.6	70,038	31.9	79,006
Deduct lapses and administrative furloughs.....						1,560
Net permanent, departmental.....		69,808		70,038		77,446
Temporary employees, departmental.....		110		110		110
All personal services, departmental.....		69,918		70,148		77,556
PERSONAL SERVICES, FIELD						
Professional service:						
Grade 5. Senior pathologist.....	2	4,700	2	4,700	2	4,700
Grade 4. Agronomist.....			0.1	4,200	5	4,200
Grade 3. Associate agronomist.....	4.9	3,265	4.9	3,265	4.9	3,265
Associate pathologist.....	1	3,200	1	3,200	1	3,200
Grade 2. Assistant plant breeder.....					0.3	3,100
Assistant agronomist.....	11.8	2,712	11.8	2,712	12.3	2,707
Assistant chemist.....	1	2,800	1	2,800	1	2,800
Subprofessional service:						
Grade 6. Senior scientific aid.....	3	2,167	3	2,167	3	2,167
Grade 5. Scientific aid.....	1	2,100	1	2,100	1	2,100
Grade 2. Under scientific helper.....	1	1,320	1	1,320	1	1,320
Per diem and other unclassified employees:						
Agent.....	14	1,404	14	1,404	12	1,628
Laborer.....					1.2	1,470
Total permanent, field.....	39.7	92,380	39.8	92,880	44.7	99,644
Deduct lapses and administrative furloughs.....				2,234		
Net permanent, field.....		92,380		90,646		99,644
Temporary employees, field.....		15,891		15,891		35,220
All personal services, field.....		108,271		106,537		134,864
Total, departmental and field.....		178,189		176,455		212,420
Deduct subsistence and quarters furnished.....		600		625		700
Deduct legislative reductions.....		177,589		175,830		211,720
		17,819		26,468		20,197
01 Personal services (net).....		159,770		149,362		191,523
OTHER OBLIGATIONS						
02 Supplies and materials.....		5,950		5,950		11,962
04 Subsistence and care of animals and storage and care of vehicles (service).....		72		72		72
05 Communication service.....		610		610		1,646
06 Travel expenses.....		2,500		3,000		8,061
07 Transportation of things (service).....		325		325		1,844
08 Printing, engraving, and lithographing.....		150		150		564
10 Furnishing light, power, water, and electricity.....		650		650		860
11 Rents.....		1,985		1,985		2,990
12 Repairs and alterations.....		500		500		1,531
13 Special and miscellaneous current expenses.....		1,583		1,583		4,185
30 Equipment.....		501		1,500		7,693
32 Other structures.....						14
Total other obligations.....		14,826		16,325		41,422
Grand total obligations.....		174,596		165,687		232,945
Transferred to "Drug and related plants".....						+5,000
Net total obligations.....		174,596		165,687		237,945
Estimated savings and unobligated balances.....				35,327		24,060
Total estimate or appropriation.....		174,596		201,014		262,005
BY ACTIVITIES OR PROJECTS						
1 Alfalfa investigations.....		54,458		51,977		63,881
2 Clover investigations.....		20,590		20,616		28,851
3 Soybean, cowpea, and velvet bean investigations.....		17,542		16,455		25,262
4 Sorghum investigations.....		6,946		6,278		7,969
5 Winter legumes and green manuring.....		33,714		31,137		36,119
6 Grass, pastures, and fine turf.....		41,346		39,224		70,863
Total.....		174,596		165,687		232,945

¹ Exclusive of \$5,000 transferred to "Drug and related plants."

Foreign plant introduction: For investigations in foreign seed and plant introduction, including the study, collection, purchase, testing, propagation, and distribution of rare and valuable seeds, bulbs, trees, shrubs, vines, cuttings, and plants from foreign countries and from our possessions, and for experiments with reference to their introduction and cultivation in this country, **[\$163,574] \$143,297 (U.S.C., title 5, secs. 511, 512; title 7, secs.**

111-114; U.S.C., Supp. VI, title 7, secs. 387-388a; title 16, sec. 581b; title 20, secs. 191-194; act Mar. 3, 1933, 47 Stat., p. 1444).

Est. 1935, \$143,297

App. 1934, \$163,574

By objects	Obligations					
	Estimate, 1935		Estimate, 1934		Actual, 1933	
	Posi- tions	Av. salary	Posi- tions	Av. salary	Posi- tions	Av. salary
PERSONAL SERVICES, DEPARTMENTAL						
Professional service:						
Grade 6. Principal pathologist.....			0.3	\$5,600	1	\$5,600
Principal horticulturist.....	1	\$5,600	1	5,600	1	5,600
Grade 5. Senior horticulturist.....	0.8	4,600	0.8	4,600	0.8	4,600
Grade 4. Horticulturist.....	1	3,800	1	3,800	1	3,800
Grade 3. Associate botanist.....	1	3,500	1	3,500	1	3,500
Associate horticulturist.....	1	3,400	1	3,400	1	3,400
Associate ecologist.....	1	3,200	1	3,200	1	3,200
Grade 2. Assistant botanist.....	1	2,800	1	2,800	1	2,800
Grade 1. Junior pomologist.....	1	2,000	1	2,000	1	2,000
Subprofessional service:						
Grade 5. Senior foreman gardener.....	1	2,000	1	2,000	1	2,000
Scientific aid.....	1	1,800	1	1,800	1	1,800
Grade 4. Assistant scientific aid.....	1	1,680	1	1,680	1	1,680
Clerical, administrative, and fiscal service:						
Grade 8. Administrative assistant.....	1	2,900	1	2,900	1	2,900
Grade 5. Senior photographer.....	0.2	2,500	0.2	2,500	0.2	2,500
Grade 4. Clerk-stenographer.....	3	1,960	3	1,960	3	1,960
Clerk.....	2	1,920	2	1,920	2	1,920
Grade 3. Assistant translator.....					0.1	1,740
Assistant clerk.....	1	1,620	1	1,620	1	1,620
Assistant clerk-stenographer.....	4	1,710	4	1,710	5.7	1,718
Grade 2. Junior clerk.....	2	1,560	2	1,560	3	1,540
Grade 1. Underclerk.....	1	1,260	2	1,260	1	1,260
Custodial service:						
Grade 3. Senior laborer.....	1	1,260	1	1,260	1	1,260
Total permanent, departmental.....	26	60,725	26.3	62,592	29.8	71,349
Deduct lapses and administrative furloughs.....						2,825
Net permanent, departmental.....		60,725		63,592		68,524
Temporary employees, departmental.....		110		110		105
All personal services, departmental.....		60,835		62,702		68,629
PERSONAL SERVICES, FIELD						
Professional service:						
Grade 6. Principal agricultural explorer.....	0.3	5,600	0.3	5,600	0.3	5,600
Grade 4. Horticulturist.....	1	4,200	1	4,200	1	4,200
Grade 3. Associate horticulturist.....	1	3,400	1	3,400	1	3,400
Grade 2. Assistant pathologist.....	1	3,000	1	3,000	1	3,000
Subprofessional service:						
Grade 8. Superintendent.....	1	3,100	1	3,100	1	3,100
Chief scientific aid.....	1	3,000	1	3,000	1	3,000
Grade 7. Principal scientific aid.....	2	2,500	2	2,500	2	2,500
Grade 6. Senior scientific aid.....			0.1	2,400	2	2,200
Senior plant propagator.....	2	2,000	2	2,000	2	2,000
Grade 4. Head gardener.....	1	1,920	1.5	1,950	2	1,800
Assistant scientific aid.....	2	1,620	2	1,620	2	1,620
Grade 3. Junior scientific aid.....	1	1,620	1	1,620	1	1,620
Clerical, administrative, and fiscal service:						
Grade 5. Senior clerk.....	1	2,500	1	2,500	1	2,500
Grade 4. Clerk.....	1	1,800	1	1,800	1	1,800
Per diem and other unclassified employees:						
Laborer.....	21	1,213	21	1,213	25.1	1,195
Collaborator.....					1	50
Total permanent, field.....	36.3	63,662	36.9	64,792	44.4	75,900
Deduct lapses and administrative furloughs.....						1,680
Net permanent, field.....		63,662		64,792		74,220
Temporary employees, field.....		5,000		5,234		11,870
All personal services, field.....		68,662		70,026		86,090
Total, departmental and field.....		129,497		132,728		154,719
Deduct subsistence and quarters furnished.....		2,240		2,245		2,820
Deduct legislative reductions.....		127,257		130,483		151,899
		12,950		19,909		15,252
01 Personal services (net).....		114,307		110,574		136,647
OTHER OBLIGATIONS						
02 Supplies and materials.....		11,243		10,543		8,103
04 Subsistence and care of animals and storage and care of vehicles (service).....		75		75		75
05 Communication service.....		610		610		560
06 Travel expenses.....		1,000		1,000		1,500
07 Transportation of things (service).....		1,720		1,720		1,706
08 Printing, engraving, and lithographing.....		200		200		117
10 Furnishing light, power, water, and electricity.....		1,200		1,200		1,816
11 Other rents.....		125		125		130
12 Repairs and alterations.....		7,000		7,000		4,916
13 Special and miscellaneous current expenses.....		60		60		4
30 Equipment.....		5,320		3,278		2,216
32 Structures and parts.....		437		437		437
Total other obligations.....		28,990		26,248		20,950
Grand total obligations.....		143,297		136,822		157,597
Estimated savings and unobligated balances.....				26,752		17,403
Total estimate or appropriation.....		143,297		163,574		175,000

Forest pathology: For the investigation of diseases of forest and ornamental trees and shrubs, including a study of the nature and habits of the parasitic fungi causing the chestnut-tree bark disease, the white-pine blister rust, and other epidemic tree diseases for the purpose of discovering new methods of control and applying methods of eradication or control already discovered, and including \$112,560 for investigations of diseases of forest trees and forest products, under section 3 of the Act approved May 22, 1928 (U.S.C., Supp. [V,] VI, title 16, sec. 581b), [§206,955] \$166,534 (U.S.C., title 5, secs. 511, 512; title 7, secs. 111-114; U.S.C., Supp. VI, title 7, secs. 387-388a; title 16, sec. 581b; title 20, secs. 191-194; act Mar. 3, 1933, 47 Stat., p. 1445).

Est. 1935, \$166,534

App. 1934, * \$206,955

* Excludes \$13,882 to be transferred from "Blister-rust control", but includes \$3,000 to be transferred to the proposed new Bureau of Entomology and Plant Quarantine.

By objects	Obligations					
	Estimate, 1935		Estimate, 1934		Actual, 1933	
PERSONAL SERVICES, DEPARTMENTAL	Posi- tions	Av. salary	Posi- tions	Av. salary	Posi- tions	Av. salary
Professional service:						
Grade 6. Principal pathologist.....	3	\$5,800	3	\$5,800	3	\$5,800
Grade 5. Senior pathologist.....	1	4,600	1	4,600	1	4,600
Grade 3. Associate pathologist.....	2	3,250	2	3,250	2	3,250
Grade 2. Assistant mycologist.....	1	2,600	1	2,600	1	2,600
Grade 1. Junior pathologist.....	1	2,300	1	2,300	1	2,300
Subprofessional service:						
Grade 6. Senior scientific aid.....	1	2,200	1	2,200	1	2,200
Grade 4. Assistant scientific aid.....	2	1,650	2	1,650	2	1,650
Grade 3. Junior scientific aid.....	0.7	1,500	0.7	1,500	0.7	1,500
Grade 1. Minor scientific helper.....	1	1,140	1	1,140	1	1,140
Clerical, administrative, and fiscal service:						
Grade 7. Assistant editor.....					0.1	2,600
Grade 5. Senior clerk.....	2	2,450	2	2,450	2	2,450
Grade 4. Clerk.....	1	1,980	1	1,980	1	1,980
Grade 3. Assistant clerk.....	1	1,740	1	1,740	1	1,740
Assistant clerk-stenographer.....	2	1,740	2	1,740	1.7	1,806
Grade 2. Junior stenographer.....					1	1,440
Junior clerk-stenographer.....					0.1	1,440
Grade 1. Underphotographer.....			0.2	1,620	0.2	1,620
Underclerk-typist.....	2	1,350	2	1,350	2	1,350
Custodial service:						
Grade 2. Junior office laborer (char- woman).....	1	626	1	626	1	626
Total permanent, departmental.....	21.7	56,466	21.9	56,871	22.8	58,544
Deduct lapses and administrative furloughs.....						317
Net permanent positions, depart- mental.....		56,466		56,871		58,227
PERSONAL SERVICES, FIELD						
Professional service:						
Grade 6. Principal pathologist.....	1.3	5,800	1.3	5,800	1.1	5,800
Grade 5. Senior pathologist.....	2	5,000	2.5	5,000	3.9	5,000
Grade 4. Pathologist.....	4	3,867	4	3,867	4	3,818
Grade 3. Associate pathologist.....	4	3,350	4	3,350	3.4	3,375
Grade 2. Assistant pathologist.....	6	2,900	6	2,900	6	2,900
Grade 1. Junior pathologist.....	1	2,300	1	2,300	1	2,300
Subprofessional service:						
Grade 5. Scientific aid.....	1	1,980	1	1,980	1	1,980
Grade 4. Head gardener.....					0.2	1,860
Assistant scientific aid.....	1	1,620	1	1,620	1	1,620
Grade 3. Junior scientific aid.....	1	1,800	1	1,800	1	1,800
Clerical, administrative, and fiscal service:						
Grade 3. Assistant clerk.....	1	1,680	1	1,680	1	1,680
Assistant clerk-stenographer.....	1	1,620	1	1,620	1	1,620
Grade 2. Junior clerk-stenographer.....	1	1,440	1	1,440	2	1,440
Per diem and other unclassified employees:						
Agent.....			3	2,567	7	2,487
Laborer.....			3	1,160	3	1,160
Total permanent, field.....	24.3	77,500	30.8	89,320	36.6	101,251
Deduct lapses and administrative furloughs.....						6,233
Net permanent, field.....		77,500		89,320		95,018
Temporary employees, field.....		690		6,785		15,664
All personal services, field.....		78,190		96,105		110,682
Total, departmental and field.....		134,656		152,976		168,909
Deduct legislative reductions.....		13,466		22,946		16,694
01 Personal services (net).....		121,190		130,030		152,215
OTHER OBLIGATIONS						
02 Supplies and materials.....		6,077		6,200		7,672
04 Subsistence and care of animals and storage and care of vehicles (service).....		79		79		302
05 Communication service.....		646		646		708
06 Travel expenses.....		24,306		28,081		31,914
07 Transportation of things (service).....		1,075		1,075		1,000
08 Printing, engraving and lithographing.....		295		295		147
10 Furnishing light, power, water, and electricity.....						265
11 Rents.....		687		687		299
12 Repairs and alterations.....		1,659		1,659		1,289

Salaries and Expenses, Bureau of Plant Industry—Continued.

By objects	Obligations		
	Estimate, 1935	Estimate, 1934	Actual, 1933
OTHER OBLIGATIONS—continued			
13 Special and miscellaneous current ex- penses.....	\$1,690	\$1,690	\$6,115
30 Equipment.....	8,830	9,101	13,448
Total other obligations.....	45,344	49,513	63,159
Grand total obligations.....	611,534	179,543	215,374
Estimated savings and unobligated balances.....		38,294	19,562
Total estimate or appropriation.....	1 166,534	1 217,837	1 234,936
BY ACTIVITIES OR PROJECTS			
1. Tree disease emergencies.....		20,865	28,470
2. Diseases of shade trees, shrubs and chestnut orchards.....	48,934	50,000	60,482
3. Diseases of forest trees and forest prod- ucts.....	117,600	108,678	126,422
Total.....	2 166,534	2 179,543	2 215,374

¹ Exclusive of \$3,000 transferred to Bureau of Entomology and Plant Quarantine.

² Inclusive of \$11,900 transferred from "Blister rust control" and exclusive of \$3,000 transferred to Bureau of Entomology and Plant Quarantine for "Dutch elm disease control."

³ Inclusive of \$12,278 of \$13,882 transferred from "Blister rust control" and exclusive of \$3,000 transferred to Bureau of Entomology and Plant Quarantine for "Dutch elm disease control."

⁴ Inclusive of \$16,054 of \$17,500 transferred from "Blister rust control" and exclusive of \$3,000 transferred to Bureau of Entomology and Plant Quarantine for "Dutch elm disease control."

Fruit and vegetable crops and diseases: For investigation and control of diseases, for improvement of methods of culture, propa-
gation, breeding, selection, and related activities concerned with the
production of fruits, nuts, vegetables, ornamentals, and related
plants for investigation of methods of harvesting, packing, shipping,
storing, and utilizing these products, and for studies of the physio-
logical and related changes of such products during processes of
marketing and while in commercial storage, [§1,144,100] \$990,936
(U.S.C., title 5, secs. 511, 512; title 7, secs. 111-114; U.S.C.,
Supp. VI, title 7, secs. 387-388a; title 16, sec. 581b; title 20, secs.
191-194; act Mar. 3, 1933, 47 Stat., p. 1445).

Est. 1935, \$990,936

App. 1934, \$1,144,100

By objects	Obligations					
	Estimate, 1935		Estimate, 1934		Actual, 1933	
PERSONAL SERVICES, DEPARTMENTAL	Posi- tions	Av. salary	Posi- tions	Av. salary	Posi- tions	Av. salary
Professional service:						
Grade 6. Principal horticulturist.....	3	\$5,867	3	\$5,867	3	\$5,867
Principal physiologist.....	1	6,000	1	6,000	1	6,000
Principal pathologist.....	3	5,667	3	5,667	3.5	5,667
Principal pomologist.....	1	5,600	1	5,600	1	5,600
Grade 5. Senior pathologist.....	6.5	4,954	6.5	4,954	6.5	4,954
Senior pomologist.....	1	5,000	1	5,000	1	5,000
Senior horticulturist.....	4	4,800	4	4,800	4	4,800
Senior physiologist.....	3	4,667	3	4,667	3	4,667
Senior bacteriologist.....	1	4,600	1	4,600	1	4,600
Grade 4. Pathologist.....	3	4,200	3	4,200	3	4,200
Physiologist.....	2	4,100	2	4,100	2.2	4,141
Horticulturist.....	2	4,100	2	4,100	2	4,100
Physicist.....	1	3,800	1	3,800	1	3,800
Grade 3. Associate pomologist.....	2	3,500	2	3,500	2	3,500
Associate pathologist.....	8	3,438	8	3,438	8	3,438
Associate horticulturist.....	3	3,367	3	3,367	4	3,450
Associate biochemist.....	3	3,300	3	3,300	2.7	3,247
Associate botanist.....	1	3,400	1	3,400	1	3,400
Botanical artist.....	1	3,200	1	3,200	1	3,200
Grade 2. Assistant pathologist.....	5	2,880	5	2,880	5	2,880
Assistant pomologist.....	1	3,000	1	3,000	1	3,000
Assistant librarian.....	1	2,900	1	2,900	1	2,900
Assistant plant physiologist.....	1	2,900	1	2,900	1	2,900
Grade 1. Junior horticulturist.....	1	2,600	1	2,600	1	2,600
Junior librarian.....	1	2,500	1	2,500	1	2,500
Junior pathologist.....	2	2,000	2	2,000	4	2,100
Junior physiologist.....					1	2,000
Subprofessional service:						
Grade 8. Chief scientific aid.....	1	2,900	1	2,900	1	2,900
Chief scientific illustrator.....	1	2,700	1	2,700	0.8	2,700
Grade 7. Principal scientific aid.....	1	2,900	1	2,900	1	2,900
Grade 6. Senior scientific aid.....	2	2,400	2	2,400	2.7	2,198
Grade 5. Scientific aid.....	5	1,956	5	1,956	6	1,970
Scientific illustrator.....	1	1,980	1	1,980	1	1,980
Draftsman.....	1	1,920	1	1,920	1	1,920

Salaries and Expenses, Bureau of Plant Industry—Continued.

By objects	Obligations					
	Estimate, 1935		Estimate, 1934		Actual, 1933	
	Posi- tions	Av. salary	Posi- tions	Av. salary	Posi- tions	Av. salary
PERSONAL SERVICES, DEPARTMENTAL—CON.						
Subprofessional services—Continued.						
Grade 4. Assistant scientific aid					0.4	\$1,680
Grade 3. Junior scientific aid					0.3	1,500
Grade 2. Under scientific helper	1	\$1,500	1	\$1,500	1	1,500
Assistant gardener	1	1,320	1	1,320	1	1,320
Grade 1. Minor scientific helper					1	1,260
Clerical, administrative, and fiscal service:						
Grade 9. Senior administrative assistant	1	3,400	1	3,400	1	3,400
Grade 7. Junior investigator					0.5	2,600
Assistant editor					0.4	2,600
Grade 6. Principal clerk	2	2,850	2	2,850	2	2,850
Grade 5. Senior clerk	1	2,600	1	2,600	1	2,600
Senior photographer	1.2	2,354	1.2	2,354	1.2	2,354
Senior clerk-stenographer	2	2,250	2	2,250	2	2,250
Grade 4. Clerk	7	2,037	7	2,037	8	1,808
Clerk-stenographer	6	1,900	6	1,900	6.9	1,935
Grade 3. Assistant clerk	7	1,817	7	1,817	8	1,793
Assistant photographer	1	1,980	1	1,980	1	1,980
Assistant clerk-stenographer	21.7	1,695	21.7	1,695	24	1,691
Assistant translator	1	1,740	1	1,740	0.7	1,740
Grade 2. Junior clerk	1	1,800	1	1,800	1	1,800
Junior clerk-typist	3	1,640	3	1,640	4	1,590
Junior clerk-stenographer	1	1,440	1	1,440	2.4	1,440
Grade 1. Under clerk	2	1,260	2	1,260	2	1,260
Custodial service:						
Grade 3. Senior laborer	2	1,380	2	1,380	1.9	1,380
Grade 2. Junior laborer	3.4	1,080	3.4	1,080	3.4	1,080
Assistant messenger	3	1,080	3	1,080	3	1,080
Junior office laborer (char- woman, part-time)	7	459	7	459	7	459
Grade 1. Junior messenger	3	600	3	600	2.6	600
Total permanent, departmental	151.8	399,258	151.8	399,258	167.1	437,778
Deduct lapses and administrative fur- loughs						9,897
Net permanent, departmental		399,258		399,258		427,881
PERSONAL SERVICES, FIELD						
Professional service:						
Grade 6. Principal physiologist	1	5,800	1	5,800	1	5,800
Grade 5. Senior physiologist	2	5,000	2	5,000	2	5,000
Senior pomologist	5	4,680	5	4,680	5	4,680
Senior pathologist	9	4,700	9	4,700	8.7	4,712
Senior agriculturist	1	4,600	1	4,600	1	4,600
Senior horticulturist	1	4,600	1	4,600	1	4,600
Grade 4. Horticulturist	5	4,240	5	4,240	5	4,231
Physiologist	3	4,000	3	4,000	3	4,000
Pathologist	1	4,200	1	4,200	2	4,000
Geneticist	1	4,200	1	4,200	1	4,200
Botanist	1	4,200	1	4,200	1	4,200
Pomologist	3	3,933	3	3,933	3	3,933
Olericulturist	1	3,800	1	3,800	1	3,800
Grade 3. Associate pathologist	10	3,320	10	3,320	10	3,320
Associate physiologist	4	3,475	4	3,475	4	3,475
Associate geneticist	1	3,700	1	3,700	1	3,700
Associate horticulturist	4.4	3,400	4.4	3,400	3.9	3,417
Associate pomologist	3	3,367	3	3,367	3	3,367
Grade 2. Assistant physiologist	1	3,100	1	3,100	1	3,100
Assistant pomologist	8	2,738	8	2,738	8	2,738
Assistant marketing specialist	1	3,000	1	3,000	1	3,000
Assistant pathologist	6	2,767	6	2,767	6	2,767
Assistant plant breeder	1	2,900	1	2,900	1	2,900
Assistant horticulturist	4	2,675	4	2,675	4	2,675
Grade 1. Junior pathologist	4	2,325	4	2,325	5	2,260
Junior pomologist	8	2,125	8	2,125	9	2,111
Junior physiologist	3	2,300	3	2,300	3	2,300
Junior horticulturist	1	2,100	1	2,100	1	2,100
Junior plant breeder	1	2,000	1	2,000	1	2,000
Junior biochemist	1	2,000	1	2,000	1	2,000
Subprofessional service:						
Grade 8. Chief scientific aid	1	2,700	1	2,700	1	2,700
Grade 7. Principal scientific aid	3	2,567	3	2,567	2.7	2,626
Principal mechanic	1	2,600	1	2,600	1	2,600
Grade 6. Senior scientific aid	2	2,250	2	2,250	1.8	2,250
Superintendent					1	2,300
Senior agricultural aid	1	2,000	1	2,000	1	2,000
Grade 5. Scientific aid	5	2,076	5	2,076	5	2,076
Grade 4. Head gardener					0.8	1,860
Assistant scientific aid	4	1,710	4	1,710	4	1,710
Grade 2. Under scientific helper	1	1,380	1	1,380	1	1,380
Clerical, administrative, and fiscal service:						
Grade 7. Junior administrative assistant	1	2,800	1	2,800	1	2,800
Grade 6. Principal translator	1	2,600	1	2,600	1	2,600
Grade 3. Assistant clerk stenographer	2	1,710	2	1,710	2	1,710
Assistant clerk	1	1,620	1	1,620	1	1,620
Grade 2. Junior clerk-stenographer	5	1,464	5	1,464	6	1,460
Junior stenographer					0.3	1,500
Grade 1. Junior typist	1	1,380	1	1,380	1	1,380
Under clerk-typist					0.5	1,440
Custodial service:						
Grade 5. Farmer	1	1,560	1	1,560	1	1,560

Salaries and Expenses, Bureau of Plant Industry—Continued.

By objects	Obligations					
	Estimate, 1935		Estimate, 1934		Actual, 1933	
	Posi- tions	Av. salary	Posi- tions	Av. salary	Posi- tions	Av. salary
PERSONAL SERVICES, FIELD—continued						
Per diem and other unclassified employees:						
Agent	25	\$1,757	25	\$1,757	23	\$1,347
Laborer	29.5	1,009	29.5	1,009	32.6	1,067
Clerk	2	75	2	75		
Collaborator	3	100	3	100		
Total permanent, field	184.9	455,179	184.9	455,179	186.3	483,640
Deduct lapses and administrative furloughs						9,812
Net permanent, field		455,179		455,179		473,828
Temporary employees, field		52,926		52,926		79,519
All personal services, field		508,105		508,105		553,347
Total, departmental and field		907,363		907,363		981,228
Deduct subsistence and quarters furnished		3,176		3,176		3,595
		904,187		904,187		977,633
Deduct legislative reductions		90,736		136,104		96,766
01 Personal services (net)		813,451		768,083		880,867
OTHER OBLIGATIONS						
02 Supplies and materials		59,000		60,000		65,071
04 Subistence and care of animals and storage and care of vehicles (service)		650		650		694
05 Communication service		6,000		6,000		6,389
06 Travel expenses		28,800		30,000		34,025
07 Transportation of things (service)		10,000		10,000		11,909
08 Printing, engraving, and lithographing		1,400		1,400		1,433
10 Furnishing light, power, water, and electricity		9,300		9,500		9,517
11 Rents		14,215		15,500		18,842
12 Repairs and alterations		15,000		15,000		16,267
13 Special and miscellaneous current ex- penses		13,120		13,875		18,135
30 Equipment		19,500		20,000		36,579
32 Structures and parts		500		500		8,588
Total other obligations		177,485		182,425		227,449
Grand total obligations		990,936		950,508		1,108,316
Received by transfer from "Cereal crops and diseases"						-7,500
Unexpended balance 1932, reappropriated, 1933						-15,000
Net total obligations		990,936		950,508		1,085,816
Estimated savings and unobligated bal- ances				193,592		114,184
Total estimate or appropriation		990,936		1,144,100		1,200,000
BY ACTIVITIES OR PROJECTS						
1. Deciduous fruit production investiga- tions		134,403		129,097		146,989
2. Nut production investigations		86,506		85,164		98,286
3. Subtropical fruit production investiga- tions		17,620		16,995		22,212
4. Plant propagation, nursery manage- ment, and stock storage		22,812		21,851		25,858
5. Crop physiology		64,157		61,351		75,216
6. Fruit disease investigations		142,132		135,190		157,300
7. Vegetable production, standardization, and improvement		95,070		91,348		103,930
8. Vegetable disease investigations		88,364		84,233		95,155
9. Potato investigations		41,223		39,586		44,103
10. Fruit and vegetable handling, transpor- tation and storage investigations		148,173		141,564		172,572
11. Fruit and vegetable utilization investi- gations		33,766		32,223		34,924
12. Floriculture and landscape gardening		11,394		10,895		11,123
13. Bulb culture		21,927		21,312		24,119
14. Diseases of ornamental plants		21,029		19,893		24,121
15. Cheyenne horticultural field station		62,360		59,806		72,408
Total		990,936		950,508		1,108,316

¹ Inclusive of \$7,500 transferred from "Cereal crops and diseases" and \$15,000 carried in the proviso for 1933, being the unexpended balance of amount carried for 1932 for the Mississippi Valley pecan station.

Genetics and biophysics: For biophysical investigations in connection with the various lines of work herein authorized, \$33,617; \$28,753 (U.S.C., title 5, secs. 511, 512; title 7, secs. 111-114; U.S.C., Supp. VI, title 7, secs. 387-388a; title 16, sec. 581b; title 20, secs. 191-194; act Mar. 3, 1933, 47 Stat., p. 1445).

Est. 1935, \$28,753

App. 1934, \$33,617

Salaries and Expenses, Bureau of Plant Industry—Continued.

By objects	Obligations					
	Estimate, 1935		Estimate, 1934		Actual, 1933	
PERSONAL SERVICES, DEPARTMENTAL	Posi- tions	Av. salary	Posi- tions	Av. salary	Posi- tions	Av. salary
Professional service:						
Grade 6. Principal botanist.....	1	\$5,600	1	\$5,600	1	\$5,600
Grade 4. Botanist.....	1	4,000	1	4,000	1	4,000
Grade 3. Associate physiologist.....	1	3,300	1	3,300	1	3,300
Associate botanist.....	0.8	3,300	0.8	3,300	1	3,300
Associate biophysicist.....	0.6	3,200	0.6	3,200	1	3,200
Grade 2. Assistant biophysicist.....	1	2,900	1	2,900	1	2,900
Subprofessional service:						
Grade 6. Senior laboratory mechanic.....	0.4	2,100	0.4	2,100	0.7	2,100
Clerical, administrative, and fiscal service:						
Grade 4. Clerk.....	1	2,160	1	2,160	1	2,160
Grade 3. Assistant clerk.....	1	1,800	1	1,800	1	1,800
Custodial service:						
Senior laborer.....	1	1,260	1	1,260	1	1,260
Total permanent, departmental.....	8.8	26,779	8.8	26,779	9.7	28,919
PERSONAL SERVICES, FIELD						
Subprofessional service:						
Grade 4. Assistant scientific aid.....	1	1,620	1	1,620	1	1,620
Per diem and other unclassified employees:						
Laborer.....	1	960	1	960	1	960
Total permanent, field.....	2	2,580	2	2,580	2	2,580
Temporary employees, field.....		84		84		334
All personal services, field.....		2,664		2,664		2,914
Total, departmental and field.....		29,443		29,443		31,833
Deduct legislative reductions.....		2,944		4,416		3,117
01 Personal services (net).....		26,499		25,027		28,716
OTHER OBLIGATIONS						
02 Supplies and materials.....		390		390		566
05 Communication service.....		55		55		50
06 Travel expenses.....		700		700		1,053
07 Transportation of things (service).....		200		200		234
11 Other rents.....		20		20		273
12 Repairs and alterations.....		10		10		6
13 Special and miscellaneous current ex- penses.....		200		200		709
30 Equipment.....		679		679		1,012
Total other obligations.....		2,254		2,254		3,903
Grand total obligations.....		28,753		27,281		32,619
Estimated savings and unobligated bal- ances.....				6,336		3,601
Total estimate or appropriation.....		28,753		33,617		36,220

Mycology and disease survey: For mycological collections and the maintenance of a plant-disease survey, **[\$46,133]** \$39,342 (U.S.C., title 5, secs. 511, 512; title 7, secs. 111-114; U.S.C., Supp. VI, title 7, secs. 387-388a; title 16, sec. 581b; title 20, secs. 191-194; act Mar. 3, 1933, 47 Stat., p. 1445).

Est. 1935, \$39,342

App. 1934, \$46,133

By objects	Obligations					
	Estimate, 1935		Estimate, 1934		Actual, 1933	
PERSONAL SERVICES, DEPARTMENTAL	Posi- tions	Av. salary	Posi- tions	Av. salary	Posi- tions	Av. salary
Professional service:						
Grade 6. Principal pathologist.....	0.5	\$5,600	0.7	\$5,600	0.7	\$5,600
Grade 5. Senior pathologist.....			1	4,800	1	4,800
Senior mycologist.....	1	4,600	1	4,600	1	4,600
Grade 3. Associate pathologist.....	3.2	3,219	2.9	3,302	3.2	3,219
Grade 2. Assistant pathologist.....	2	2,650	2	2,650	1	2,600
Grade 1. Junior pathologist.....	1	2,000	0.7	2,000	1	2,000
Subprofessional service:						
Grade 6. Senior scientific aid.....	1	2,100	0.7	2,100	1	2,100
Grade 5. Scientific aid.....	1	1,800	0.7	1,800	1	1,800
Grade 4. Assistant scientific aid.....	1.4	1,650	1.1	1,650	1	1,620
Junior library assistant.....					1	1,620
Grade 3. Junior scientific aid.....	0.6	1,470	0.6	1,470	1	1,440
Grade 1. Minor scientific helper.....					0.5	1,140
Clerical, administrative, and fiscal service:						
Grade 6. Principal clerk.....	1	2,500	1	2,500	1	2,500
Grade 5. Senior clerk-stenographer.....	1	2,000	1	2,000	1	2,000
Grade 3. Assistant clerk-stenographer.....	1	1,620	1	1,620	2	1,650
Grade 2. Junior clerk.....	1	1,560	1	1,560	1	1,560
Grade 1. Underclerk.....			0.2	1,260	1	1,260
Custodial service:						
Grade 2. Junior office laborer (char- woman, part time).....	1	459	1	459		
Total permanent, departmental.....	16.7	40,400	16.6	43,639	19.4	46,979
Deduct lapses and administrative furloughs.....						216
Net permanent, departmental.....		40,400		43,639		46,763

Salaries and Expenses, Bureau of Plant Industry—Continued.

By objects	Obligations					
	Estimate, 1935		Estimate, 1934		Actual, 1933	
PERSONAL SERVICES, FIELD						
Temporary employees, field.....						\$359
Total, departmental and field.....		\$40,400		\$43,639		47,122
Deduct legislative reductions.....		4,040		6,546		4,782
01 Personal services (net).....		36,360		37,093		42,340
OTHER OBLIGATIONS						
02 Supplies and materials.....		500				499
05 Communication service.....		85		85		120
06 Travel expenses.....		753				1,307
07 Transportation of things (service).....						54
08 Printing, engraving, and lithographing.....		125		125		201
10 Furnishing light, power, water, and electricity.....						21
12 Repairs and alterations.....		19		19		115
13 Special and miscellaneous current ex- penses.....						7
30 Equipment.....		1,500				307
Total other obligations.....		2,982		229		2,631
Grand total obligations.....		39,342		37,322		44,971
Estimated savings and unobligated bal- ances.....				8,811		5,029
Total estimate or appropriation.....		39,342		46,133		50,000
BY ACTIVITIES OR PROJECTS						
1. Mycology.....		14,741		14,496		16,856
2. Plant disease survey.....		20,520		19,519		23,545
3. Mushroom investigations.....		4,081		3,307		4,570
Total.....		39,342		37,322		44,971

National Arboretum: For the maintenance of the National Arboretum established under the provisions of the Act entitled "An Act authorizing the Secretary of Agriculture to establish a National Arboretum, and for other purposes," approved March 4, 1927 (U.S.C., Supp. [V.] VI, title 20, secs. 191-194), including the erection of buildings, salaries in the city of Washington and elsewhere, traveling expenses of employees and advisory council, and other necessary expenses, **[\$4,758]** \$4,146, of which such amounts as may be necessary may be expended by contract or otherwise for the services of consulting landscape architects without reference to the Classification Act of 1923, as amended, or civil-service rules (U.S.C., title 5, secs. 511, 512; title 7, secs. 111-114; U.S.C., Supp. VI, title 7, secs. 387-388a; title 16, sec. 581b; title 20, secs. 191-194; act Mar. 3, 1933, 47 Stat., p. 1445).

Est. 1935, \$4,146

App. 1934, \$4,758

By objects	Obligations					
	Estimate, 1935		Estimate, 1934		Actual, 1933	
PERSONAL SERVICES, DEPARTMENTAL	Posi- tions	Av. salary	Posi- tions	Av. salary	Posi- tions	Av. salary
Professional service:						
Grade 3. Associate botanist.....	0.5	\$3,200	0.5	\$3,200		
Subprofessional service:						
Grade 2. Assistant gardener.....	0.4	1,260	0.4	1,260		
Clerical, administrative and fiscal service:						
Grade 7. Junior administrative assistant.....					1	\$2,900
Total permanent, departmental.....	0.9	2,140	0.9	2,140	1	2,900
Deduct lapses and administrative furloughs.....						2,900
Net permanent, departmental.....		2,140		2,140		
Temporary employees, departmental.....						126
All personal services, departmental.....		2,140		2,140		126
Deduct legislative reductions.....		214		321		13
01 Personal services (net).....		1,926		1,819		113
OTHER OBLIGATIONS						
02 Supplies and materials.....		25		110		234
05 Communication service.....		15				
07 Transportation of things (service).....		50				1
08 Photographing, and making photos and prints.....		25				
10 Furnishing light, power, water, and electricity.....		50				
12 Repairs and alterations.....		300		300		
13 Special and miscellaneous current ex- penses.....		1,452		160		501

Salaries and Expenses, Bureau of Plant Industry—Continued.

By objects	Obligations		
	Estimate, 1935	Estimate, 1934	Actual, 1933
OTHER OBLIGATIONS—continued			
30 Equipment.....	\$303	\$650	\$540
32 Nonstructural improvements.....		1,000	45
Total other obligations.....	2,220	2,220	1,321
Grand total obligations.....	4,146	4,039	1,434
Estimated savings and unobligated balances.....		719	3,566
Total estimate or appropriation.....	4,146	4,758	5,000

Nematology: For crop technological investigations, including the study of plant-infesting nematodes, **[\$46,640]** \$40,327 (U.S.C., title 5, secs. 511, 512; title 7, secs. 111-114, U.S.C., Supp. VI, title 7, secs. 387-388a; title 16, sec. 581b; title 20, secs. 191-194; act Mar. 3, 1933, 47 Stat., p. 1445).

Est. 1935, \$40,327

App. 1934, \$46,640

By objects	Obligations					
	Estimate, 1935		Estimate, 1934		Actual, 1933	
PERSONAL SERVICES, DEPARTMENTAL	Posi- tions	Av. salary	Posi- tions	Av. salary	Posi- tions	Av. salary
Professional service:						
Grade 5. Senior nematologist.....	1	\$4,600	1	\$4,600	1	\$4,600
Grade 3. Associate nematologist.....	1	3,500	1	3,500	1	3,400
Grade 1. Junior nematologist.....	5	2,140	5	2,140	4.3	2,235
Subprofessional service:						
Grade 6. Senior laboratory mechanic.....	1	2,500	1	2,500	1	2,500
Grade 5. Scientific illustrator.....	0.1	1,920	0.1	1,920	1	1,920
Scientific aid.....	1	1,800	1	1,800	1	1,800
Grade 3. Junior scientific aid.....	1	1,440	1	1,440	1	1,440
Clerical, administrative, and fiscal service:						
Grade 4. Clerk-stenographer.....	1	1,980	1	1,980	1	1,980
Custodial service:						
Grade 2. Assistant messenger.....	1	1,080	1	1,080	0.8	1,080
Junior laborer.....	1	1,080	1	1,080	1	1,080
Total permanent, departmental.....	13.1	28,840	13.1	28,840	13.1	31,299
Deduct lapses and administrative furloughs.....				666		2,346
Net permanent, departmental.....		28,840		28,174		28,953
PERSONAL SERVICES, FIELD						
Professional service:						
Grade 3. Associate nematologist.....	1	3,300	1	3,300	1	3,450
Grade 2. Assistant nematologist.....	1	2,600	1	2,600	1	2,600
Grade 1. Junior nematologist.....					0.8	2,000
Subprofessional service:						
Grade 3. Junior scientific aid.....	1	1,560	1	1,560	1	1,560
Total permanent, field.....	3	7,460	3	7,460	3.8	9,271
Temporary employees, field.....		250		250		88
All personal services, field.....		7,710		7,710		9,359
Total, departmental and field.....		36,550		35,884		38,312
Deduct legislative reductions.....		3,655		5,383		3,906
01 Personal services (net).....		32,895		30,501		34,406
OTHER OBLIGATIONS						
02 Supplies and materials.....		1,500		1,500		1,645
04 Subsistence and care of animals and storage and care of vehicles (service).....		30		30		48
05 Communication service.....		130		130		120
06 Travel expenses.....		3,547		4,113		1,221
07 Transportation of things (service).....		250		250		315
08 Printing, engraving, and lithographing.....		125		125		100
11 Rents.....		50		50		58
12 Repairs and alterations.....		500		500		749
13 Special and miscellaneous current expenses.....		600		600		608
30 Equipment.....		700		700		592
Total other obligations.....		7,432		7,995		5,456
Grand total obligations.....		40,327		38,499		39,862
Estimated savings and unobligated balances.....				8,141		10,138
Total estimate or appropriation.....		40,327		46,640		50,000
BY ACTIVITIES OR PROJECTS						
1. Plant parasitic and soil-inhabiting nematodes.....		38,017		35,709		36,769
2. Mermithidae, nemas infesting insects.....		2,310		2,790		3,093
Total.....		40,327		38,499		39,862

Phony peach eradication:

Appropriation under above title transferred to the proposed new Bureau of Entomology and Plant Quarantine. See page 131.

App. 1934, \$41,860

Estimated obligations—1934, \$34,214, estimated savings and unobligated balance, \$7,646; actual obligations—1933, \$45,597, savings and unobligated balance, \$4,403.

Plant nutrition: For plant-nutrition investigations, **[\$16,900]** \$14,660 (U.S.C., title 5, secs. 511, 512; title 7, secs. 111-114; U.S.C., Supp. VI, title 7, secs. 387-388a; title 16, sec. 581b; title 20, secs. 191-194; act Mar. 3, 1933, 47 Stat., p. 1445).

Est. 1935, \$14,660

App. 1934, \$16,900

By objects	Obligations					
	Estimate, 1935		Estimate, 1934		Actual, 1933	
PERSONAL SERVICES, DEPARTMENTAL	Posi- tions	Av. salary	Posi- tions	Av. salary	Posi- tions	Av. salary
Professional service:						
Grade 6. Principal physiologist	0.3	\$6,200	0.3	\$6,200	0.3	\$6,200
Grade 5. Senior physiologist	1	4,600	1	4,600	1	4,600
Grade 3. Associate physiologist	0.3	3,800	0.3	3,800	0.3	3,800
Grade 2. Assistant physiologist	1	3,000	1	3,000	1	3,000
Total permanent, departmental	2.6	10,100	2.6	10,100	2.6	10,100
PERSONAL SERVICES, FIELD						
Subprofessional service:						
Grade 5. Scientific aid	1	2,040	1	2,040	1	2,040
Per diem and other unclassified employees:						
Laborer	1	1,500	1	1,500	0.9	1,500
Total permanent, field	2	3,540	2	3,540	1.9	3,478
Temporary employees, field						179
All personal services, field		3,540		3,540		3,657
Total, departmental and field		13,640		13,640		13,757
Deduct legislative reductions		1,364		2,046		1,381
01 Personal services (net)		12,276		11,594		12,376
OTHER OBLIGATIONS						
02 Supplies and materials		202		202		364
06 Transportation		32		32		32
10 Furnishing light, power, water, and electricity		300		300		333
12 Repairs and alterations		500		500		1,445
13 Special and miscellaneous current expenses		475		475		475
30 Equipment		875		875		1,482
Total other obligations		2,384		2,384		4,131
Grand total obligations		14,660		13,978		16,507
Estimated savings and unobligated balances				2,922		1,543
Total estimate or appropriation		14,660		16,900		18,050

Rubber, fiber, and other tropical plants: For investigation of crops introduced from tropical regions, and for the improvement of rubber, abaca, and other fiber plants by cultural methods, breeding, acclimatization, adaptation, and selection, and for investigation of their diseases, and for determining the feasibility of increasing the production of hard fibers outside of the continental United States, **[\$69,474]** \$60,035 (U.S.C., title 5, secs. 511, 512; title 7, secs. 111-114; U.S.C., Supp. VI, title 7, secs. 387-388a; title 16, sec. 581b; title 20, secs. 191-194; act Mar. 3, 1933, 47 Stat., p. 1446).

Est. 1935, \$60,035

App. 1934, \$69,474

By objects	Obligations					
	Estimate, 1935		Estimate, 1934		Actual, 1933	
PERSONAL SERVICES, DEPARTMENTAL	Posi- tions	Av. salary	Posi- tions	Av. salary	Posi- tions	Av. salary
Professional service:						
Grade 6. Principal botanist.....	0.3	\$6,000	0.3	\$6,000	0.3	\$6,000
Principal agronomist.....	0.3	5,600	0.3	5,600	0.3	5,600
Grade 5. Senior botanist.....	1	5,000	1	5,000	1	5,000
Senior technologist.....	1	4,800	1	4,800	1	4,800
Grade 3. Associate technologist.....	0.5	3,200	0.5	3,200	0.5	3,200
Subprofessional service:						
Grade 8. Chief scientific aid.....	0.5	2,600	0.5	2,600	0.5	2,600
Clerical, administrative, and fiscal service:						
Grade 6. Principal clerk.....	0.3	2,800	0.3	2,800	0.3	2,800
Grade 5. Senior clerk.....	0.3	2,200	0.3	2,200	0.3	2,200
Grade 4. Clerk.....	0.3	1,860	0.3	1,860	0.3	1,860
Grade 3. Assistant clerk-stenographer.....	1.5	1,710	1.5	1,710	2.5	1,680
Assistant clerk.....	0.2	1,620	0.2	1,620	0.2	1,620
Grade 2. Junior clerk.....					0.5	1,440
Junior clerk-typist.....					0.5	1,440
Total permanent, departmental.....	6.2	21,643	6.2	21,643	8.2	24,769

Salaries and Expenses, Bureau of Plant Industry—Continued.

By objects	Obligations					
	Estimate, 1935		Estimate, 1934		Actual, 1933	
	Posi- tions	Av. salary	Posi- tions	Av. salary	Posi- tions	Av. salary
PERSONAL SERVICES, FIELD						
Professional service:						
Grade 5. Senior technologist	1	\$4,600	1	\$4,600	1	\$4,600
Grade 4. Agronomist	0.2	4,400	0.2	4,400	0.2	4,400
Grade 3. Associate horticulturist	1	3,500	1	3,500	1	3,500
Associate agronomist	0.5	3,200	0.5	3,200	0.5	3,200
Grade 2. Assistant plant breeder	1	3,100	1	3,100	0.7	3,100
Assistant agronomist	0.2	2,900	0.2	2,900	0.2	2,900
Subprofessional service:						
Grade 8. Chief scientific aid	0.2	3,200	0.2	3,200	0.2	3,200
Grade 7. Principal scientific aid	0.2	2,600	0.2	2,600	0.2	2,600
Grade 4. Assistant scientific aid	3.5	1,740	3.5	1,740	4.5	1,713
Grade 2. Under scientific helper	2	1,410	2	1,410	2	1,410
Pier diem and other unclassified employees:						
Agent	1	2,000	1	2,000	1.3	2,000
Laborer	5	1,616	5	1,616	3.5	1,303
Total permanent, field	15.8	34,015	15.8	34,015	15.3	32,787
Deduct lapses and administrative furloughs						346
Net permanent, field		34,015		34,015		32,441
Temporary employees, field		3,460		3,460		2,983
All personal services, field		37,475		37,475		35,424
Total, departmental and field		59,118		59,118		60,193
Deduct subsistence and quarters furnished		1,025		1,025		1,040
		58,093		58,093		59,153
Deduct legislative reductions		5,912		8,863		5,985
01 Personal services (net)		52,181		49,225		53,168
OTHER OBLIGATIONS						
02 Supplies and materials		1,110		1,110		2,004
04 Subsistence and care of animals, and storage and care of vehicles (service)		25		25		29
05 Communication service		280		280		293
06 Travel expenses		2,295		2,295		3,459
07 Transportation of things (service)		725		725		1,097
08 Photographing, and making photos and prints		5		5		6
10 Furnishing light, power, water, and electricity		1,645		1,645		1,892
11 Rents		31		31		31
12 Repairs and alterations		440		440		1,658
13 Special and miscellaneous current expenses		1,103		1,103		2,405
30 Equipment		195		195		908
Total other obligations		7,854		7,854		13,782
Grand total obligations		60,035		57,079		66,950
Estimated savings and unobligated balances				12,395		8,050
Total estimate or appropriation		60,035		69,474		75,000
BY ACTIVITIES OR PROJECTS						
1. Acclimatization and adaptation of rubber and other tropical crop plants		43,184		41,096		48,192
2. Fiber plants		16,851		15,983		18,758
Total		60,035		57,079		66,950

Seed investigations: For studying and testing commercial seeds, including the testing of samples of seeds of grasses, clover, or alfalfa, and lawn-grass seeds secured in the open market, and where such samples are found to be adulterated or misbranded the results of the tests shall be published, together with the names of the persons by whom the seeds were offered for sale, and for carrying out the provisions of the Act approved August 24, 1912 (U.S.C., title 7, secs. 111-114), entitled "An Act to regulate foreign commerce by prohibiting the admission into the United States of certain adulterated grain and seeds unfit for seeding purposes," [§70,648] §61,509: *Provided*, That not to exceed \$250 of this amount may be used for meeting the share of the United States in the expenses of the International Seed Testing Congress in carrying out plans for correlating the work of the various adhering governments on problems relating to seed analysis or other subjects which the congress may determine to be necessary in the interest of international seed trade (U.S.C., title 5, secs. 511, 512; title 7, secs. 111-114; U.S.C., Supp. VI, title 7, secs. 387-388a; title 16, sec. 581b; title 20, secs. 191-194; act Mar. 3, 1933, 47 Stat., p. 1446).

Est. 1935, \$61,509

App. 1934, \$70,648

Salaries and Expenses, Bureau of Plant Industry—Continued.

By objects	Obligations					
	Estimate, 1935		Estimate, 1934		Actual, 1933	
	Posi- tions	Av. salary	Posi- tions	Av. salary	Posi- tions	Av. salary
PERSONAL SERVICES, DEPARTMENTAL						
Professional service:						
Grade 6. Principal botanist	1	\$5,600	1	\$5,600	1	\$5,600
Grade 4. Botanist						
Physiologist	1	3,800	1	3,800	1	3,800
Grade 3. Associate botanist	2	3,250	2	3,250	2	3,250
Grade 2. Assistant physiologist	1	2,600	1	2,600	1	2,600
Assistant botanist	1	2,600	1	2,600	1	2,600
Grade 1. Junior botanist	6	2,133	6	2,133	6	2,133
Subprofessional service:						
Grade 6. Senior laboratory mechanic	0.6	2,100	0.6	2,100	0.3	2,100
Grade 4. Assistant scientific aid	1	1,980	1	1,980	1	1,980
Clerical, administrative, and fiscal service:						
Grade 7. Junior investigator					0.1	2,600
Grade 6. Principal clerk	1	2,400	1	2,400	1	2,400
Grade 4. Clerk	1	2,100	1	2,100	1	2,100
Grade 3. Assistant clerk-stenographer	2	1,830	2	1,830	2	1,830
Custodial service:						
Grade 2. Junior laborer	1	1,080	1	1,080	1	1,080
Grade 1. Junior messenger	1	660	1	660	1	660
Total permanent, departmental	19.6	47,005	19.6	47,005	20.4	50,496
Deduct lapses and administrative furloughs						189
Net permanent, departmental		47,005		47,005		50,307
PERSONAL SERVICES, FIELD						
Professional service:						
Grade 3. Senior botanist	0.4	4,800	0.4	4,800	0.4	4,800
Grade 2. Assistant botanist	2.7	2,704	2.7	2,704	2.7	2,704
Grade 1. Junior botanist	0.1	2,500	0.1	2,500	0.1	2,500
Total permanent, field	3.2	9,200	3.2	9,200	3.2	9,186
Temporary employees, field		750		750		454
All personal services, field		9,950		9,950		9,640
Total, departmental and field		56,955		56,955		59,947
Deduct legislative reductions		5,696		8,543		6,208
01 Personal services (net)		51,259		48,412		53,739
OTHER OBLIGATIONS						
02 Supplies and materials		2,100		2,100		2,317
05 Communication service		400		400		441
06 Travel expenses		3,000		3,000		2,493
07 Transportation of things (service)		250		250		226
08 Printing, engraving and lithographing		175		175		156
10 Furnishing light, power, water and electricity						3
11 Other rents						540
12 Repairs and alterations		1,400		1,400		1,222
13 Special and miscellaneous current expenses		400		400		647
30 Equipment		2,525		2,525		6,640
Total other obligations		10,250		10,250		14,685
Grand total obligations		61,509		58,662		68,424
Estimated savings and unobligated balances				11,986		7,076
Total estimate or appropriation		61,509		70,648		75,500
BY ACTIVITIES OR PROJECTS						
1. Seed testing		31,309		31,953		41,858
2. Federal seed act		29,950		26,459		26,316
3. International Seed Testing Congress		250		250		250
Total		61,509		58,662		68,424

Sugar-plant investigations: For sugar-plant investigations, including studies of diseases and the improvement of sugar beets and sugar-beet seed, [§340,000] §231,028 (U.S.C., title 5, secs. 511, 512; title 7, secs. 111-114; U.S.C., Supp. VI, title 7, secs. 387-388a; title 16, sec. 581b; title 20, secs. 191-194; act Mar. 3, 1933, 47 Stat., p. 1446).

Est. 1935, \$231,028

App. 1934, \$340,000

By objects	Obligations					
	Estimate, 1935		Estimate, 1934		Actual, 1933	
	Posi- tions	Av. salary	Posi- tions	Av. salary	Posi- tions	Av. salary
PERSONAL SERVICES, DEPARTMENTAL						
Professional service:						
Grade 6. Principal pathologist	2.3	\$5,667	2.3	\$5,667	2	\$5,700
Principal agronomist	1	5,600	1	5,600	1	5,600
Grade 5. Senior pathologist	2.5	4,720	2.5	4,720	2.5	4,720
Senior biochemist	1	4,600	1	4,600	1	4,600

Salaries and Expenses, Bureau of Plant Industry—Continued.

By objects	Obligations					
	Estimate, 1935		Estimate, 1934		Actual, 1933	
	Posi- tions	Av. salary	Posi- tions	Av. salary	Posi- tions	Av. salary
PERSONAL SERVICES, DEPARTMENTAL—con.						
Professional service—Continued.						
Grade 4. Pathologist.....	4	\$4,000	4	\$4,000	4	\$4,000
Grade 3. Associate agronomist.....	1	3,300	1	3,300	1	3,300
Associate pathologist.....	1	3,300	1	3,300	1.5	3,250
Botanical artist.....	1	3,200	1	3,200	1	3,200
Grade 2. Assistant pathologist.....	2	2,700	3	2,733	3	2,733
Clerical, administrative and fiscal service:						
Grade 7. Assistant editor.....					0.2	2,600
Grade 6. Principal clerk.....	1	2,400	1	2,400	1	2,400
Principal translator.....	1	2,300	1	2,300	1	2,300
Grade 5. Senior clerk-stenographer.....	1	2,200	1	2,200	1	2,200
Grade 4. Clerk.....	2	1,980	2	1,980	2	1,980
Clerk-stenographer.....					0.1	1,800
Grade 3. Assistant clerk-stenographer.....	3	1,720	5	1,680	6.3	1,676
Grade 2. Junior clerk.....	1	1,440	1	1,440	1	1,440
Grade 1. Under photographer.....	0.5	1,620	0.5	1,620	0.5	1,620
Custodial service:						
Grade 2. Junior laborer.....	1	1,080	1	1,080	0.5	1,080
Grade 1. Junior messenger.....	1	600	1	600	1	600
Total, permanent, departmental.....	27.3	85,950	30.3	91,990	31.6	94,440
Deduct lapses and administrative furloughs.....				2,823		147
Net permanent, departmental.....		85,950		89,167		94,293
PERSONAL SERVICES, FIELD						
Professional service:						
Grade 5. Senior pathologist.....	2	4,700	2	4,700	2	4,700
Grade 4. Pathologist.....	1	4,000	2	3,900	1	4,000
Geneticist.....	1	4,000	1	4,000	1	4,000
Agonomist.....	1	3,800	1	3,800	1	3,800
Biochemist.....			1	3,800	1	3,800
Physiologist.....			1	3,800	1	3,800
Grade 3. Associate agronomist.....	4	3,545	6	3,516	6.5	3,495
Associate pathologist.....	1	3,600	2	3,400	2	3,400
Associate geneticist.....	2	3,200	2	3,200	2	3,200
Associate physiologist.....			1	3,200	1	3,200
Grade 2. Assistant agronomist.....	2	2,720	5	2,760	5	2,760
Assistant pathologist.....	2	2,750	4	2,725	4	2,725
Grade 1. Junior pathologist.....	1	2,000	2	2,000	2	2,000
Subprofessional service:						
Grade 5. Scientific aid.....	1	1,920	4	1,890	4	1,890
Clerical, administrative and fiscal service:						
Grade 6. Principal clerk.....	1	2,700	1	2,700	1	2,700
Grade 4. Clerk.....	1	2,040	1	2,040	1	2,040
Grade 3. Assistant clerk.....			0.1	1,680	1	1,680
Assistant clerk stenographer.....			0.1	1,620	1	1,620
Grade 2. Senior typist.....			1	1,680	1	1,680
Junior clerk typist.....			0.1	1,440	1	1,440
Per diem and other unclassified employees:						
Agent.....	6	2,025	6.5	2,021	9	2,067
Clerk.....	5	477	5	477		
Laborer.....	23	946	23	946	23.8	927
Total permanent, field.....	54	97,642	71.8	145,999	72.3	156,665
Deduct lapses and administrative furloughs.....				650		1,970
Net permanent, field.....		97,642		145,349		154,695
Temporary employees, field.....		6,123		10,000		22,353
All personal services, field.....		103,765		155,349		177,048
Total, departmental and field.....		189,715		244,516		271,341
Deduct subsistence and quarters furnished.....		100		100		100
Deduct legislative reductions.....		189,615		244,416		271,241
01 Personal services (net).....		18,972		36,677		26,065
01 Personal services (net).....		170,643		207,739		245,176
OTHER OBLIGATIONS						
02 Supplies and materials.....		11,000		12,255		23,005
04 Subsistence and care of animals and storage and care of vehicles (service).....		75		75		76
05 Communication service.....		1,600		1,675		1,811
06 Travel expenses.....		12,000		14,000		21,354
07 Transportation of things (service).....		6,900		7,340		7,415
08 Printing, engraving and lithographing.....		215		215		232
10 Furnishing light, power, water, and electricity.....		4,731		7,231		7,847
11 Rents.....		7,000		7,400		8,307
12 Repairs and alterations.....		4,850		6,000		8,593
13 Special and miscellaneous current expenses.....		5,460		8,460		12,349
30 Equipment.....		5,451		8,751		13,757
32 Structures and parts.....		1,103		1,800		2,840
Total other obligations.....		60,385		75,202		107,586
Grand total obligations.....		231,028		282,941		352,762
Estimated savings and unobligated balances.....				57,059		32,700
Total estimate or appropriation.....		231,028		340,000		385,462
BY ACTIVITIES OR PROJECTS						
1. Sugar beet investigations.....		142,277		191,546		246,411
2. Sugar cane investigations.....		88,751		91,395		106,351
Total.....		231,028		282,941		352,762

Tobacco investigations: For the investigation and improvement of tobacco and the methods of tobacco production and handling, **[\$80,000]** \$69,245 (U.S.C., title 5, secs. 511, 512; title 7, secs. 111-114; U.S.C., Supp. VI, title 7, secs. 387-388a; title 16, Sec. 581b; title 20, secs. 191-194; act Mar. 3, 1933, 47 Stat., p. 1446).

Est. 1935, \$69,245

App. 1934, \$80,000

By objects	Obligations					
	Estimate, 1935		Estimate, 1934		Actual, 1933	
	Posi- tions	Av. salary	Posi- tions	Av. salary	Posi- tions	Av. salary
PERSONAL SERVICES, DEPARTMENTAL						
Professional service:						
Grade 6. Principal physiologist.....	0.7	\$6,200	0.7	\$6,200	0.7	\$6,200
Grade 4. Pathologist.....	1	4,000	1	4,000	1	4,000
Grade 3. Associate physiologist.....	1.7	3,617	1.7	3,617	1.7	3,617
Grade 2. Assistant biochemist.....	1	2,900	1	2,900	1	2,900
Clerical, administrative, and fiscal service:						
Grade 5. Senior photographer.....	0.1	2,500	0.1	2,500	0.1	2,500
Senior clerk.....	1	2,200	1	2,200	1	2,200
Grade 3. Assistant clerk-stenographer.....	2	1,680	2	1,680	2	1,680
Custodial service:						
Grade 2. Junior laborer.....	1	1,080	1	1,080	1	1,080
Total permanent, departmental.....	8.5	24,548	8.5	24,548	8.5	24,730
PERSONAL SERVICES, FIELD						
Professional service:						
Grade 5. Senior agronomist.....	0.7	4,600	0.7	4,600	0.7	4,600
Grade 3. Associate agronomist.....	2	3,300	2	3,300	2	3,300
Grade 2. Assistant pathologist.....	1	2,600	2	2,600	1	2,600
Subprofessional service:						
Grade 8. Chief scientific aid.....	1	2,900	1	2,900	1	2,900
Grade 5. Scientific aid.....	1	2,100	1	2,100	1	2,100
Grade 4. Assistant scientific aid.....					1	1,620
Per diem and other unclassified employees:						
Agent.....	9	1,847	9	1,847	9	1,847
Laborer.....	6	731	6	731	6.1	744
Total permanent, field.....	20.7	38,619	20.7	38,619	21.8	40,256
Deduct lapses and administrative furloughs.....						18
Net permanent, field.....		38,619		38,619		40,238
Temporary employees, field.....		3,900		4,731		6,320
All personal services, field.....		42,519		43,350		46,558
Total, departmental and field.....		67,067		67,898		71,288
Deduct legislative reductions.....		6,707		10,185		6,496
01 Personal services (net).....		60,360		57,713		64,792
OTHER OBLIGATIONS						
02 Supplies and materials.....		2,541		1,835		4,438
05 Communication service.....		90		90		114
06 Travel expenses.....		1,500		1,500		1,706
07 Transportation of things (service).....		150		150		200
08 Printing, engraving, and lithographing.....		100		100		100
10 Furnishing light, power, water, and electricity.....		300		300		329
11 Other rents.....		45		45		46
12 Repairs and alterations.....		800		800		1,359
13 Special and miscellaneous current expenses.....		2,000		2,000		2,863
30 Equipment.....		1,359		1,359		4,143
32 Structures and parts.....						141
Total other obligations.....		8,885		8,179		15,439
Grand total obligations.....		69,245		65,892		80,231
Estimated savings and unobligated balances.....				14,108		10,369
Total estimate or appropriation.....		69,245		80,000		90,600

Western irrigation agriculture: For investigations in connection with western irrigation agriculture, the utilization of lands reclaimed under the Reclamation Act, and other areas in the arid and semiarid regions, **[\$130,000]** \$28,633 (U.S.C., title 5, secs. 511, 512; title 7, secs. 111-114; U.S.C., Supp. VI, title 7, secs. 387-388a; title 16, sec. 581b; title 20, secs. 191-194; act Mar. 3, 1933, 47 Stat., p. 1446).

Est. 1935, \$28,633

App. 1934, \$130,000

By objects	Obligations					
	Estimate, 1935		Estimate, 1934		Actual, 1933	
	Posi- tions	Av. salary	Posi- tions	Av. salary	Posi- tions	Av. salary
PERSONAL SERVICES, DEPARTMENTAL						
Professional service:						
Grade 6. Principal agriculturist.....	1	\$6,200	1	\$6,200	1	\$6,200
Grade 3. Associate biophysicist.....			0.2	3,200		
Clerical, administrative, and fiscal service:						
Grade 5. Senior clerk.....	1	2,600	1	2,600	1	2,600
Grade 4. Clerk-stenographer.....			0.1	2,040		
Grade 3. Assistant clerk.....			1	1,980	1	1,980
Assistant clerk-stenographer.....					0.1	1,740
Grade 1. Underphotographer.....			0.1	1,620	0.1	1,620
Underclerk.....			1	1,260	1	1,260
Custodial service:						
Grade 2. Junior office laborer (char- woman, part time).....			1	459		
Total permanent, departmental.....	2	8,800	5.4	13,337	4.2	12,358

Salaries and Expenses, Bureau of Plant Industry—Continued.

By objects	Obligations					
	Estimate, 1935		Estimate, 1934		Actual, 1933	
	Posi- tions	Av. salary	Posi- tions	Av. salary	Posi- tions	Av. salary
PERSONAL SERVICES, FIELD						
Professional service:						
Grade 6. Principal agronomist.....			1	\$5,600	1	\$5,600
Grade 5. Senior biochemist.....			0.4	5,000	0.7	5,000
Grade 3. Associate agronomist.....	1	\$3,200	6.3	3,548	6.3	3,548
Associate physiologist.....	1	3,700	1	3,700	1	3,700
Grade 2. Assistant agronomist.....			1	3,100	1	3,100
Grade 1. Junior pomologist.....	1	2,600	1	2,600	1	2,600
Junior agronomist.....	1	2,000	2	2,050	2	2,050
Subprofessional service:						
Grade 8. Chief scientific aid.....			1	2,800	1	2,800
Grade 5. Senior scientific aid.....			1	2,000	1	2,000
Clerical, administrative, and fiscal service:						
Grade 5. Senior clerk.....			1	2,300	1	2,300
Grade 4. Clerk.....			1	2,040	1	2,040
Grade 2. Junior clerk.....	1	1,500	1	1,500	1	1,500
Junior stenographer.....					0.1	1,440
Junior clerk-typist.....	1	1,440	1	1,440	1	1,440
Per diem and other unclassified employees:						
Agent.....			1	2,800	1	2,800
Laborer.....	2	1,200	15	1,101	17.9	1,308
Caretaker.....			4	360	4.3	941
Clerk.....					1	480
Total permanent, field.....	8	16,840	38.7	75,854	43.3	90,273
Deduct lapses and administrative furloughs.....				591		2,959
Net permanent, field.....		16,840		75,263		87,314
Temporary employees, field.....				13,595		13,527
All personal services, field.....		16,840		88,858		100,841
Total, departmental and field.....		25,640		102,195		113,199
Deduct subsistence and quarters furnished.....				3,315		2,787
Deduct legislative reductions.....		25,640		98,880		110,412
		2,564		15,329		11,654
01 Personal services (net).....		23,076		83,551		98,758
OTHER OBLIGATIONS						
02 Supplies and materials.....		2,457		6,810		10,174
04 Subsistence and care of animals and storage and care of vehicles (service).....						3
05 Communication service.....		200		355		531
06 Travel expenses.....		800		2,300		2,849
07 Transportation of things (service).....		400		2,700		3,505
08 Printing, engraving and lithographing.....				23		47
10 Furnishing light, power, water, and electricity.....		700		1,800		2,063
11 Other rents.....				50		57
12 Repairs and alterations.....		500		4,500		7,672
13 Special and miscellaneous current expenses.....				700		1,037
30 Equipment.....		500		4,000		7,988
32 Structures and parts.....						812
Total other obligations.....		5,557		23,238		36,738
Grand total obligations.....		28,633		106,789		135,496
Estimated savings and unobligated balances.....				23,211		12,454
Total estimate or appropriation.....		28,633		130,000		147,950
BY ACTIVITIES OR PROJECTS						
1. Agronomic investigations on irrigation projects.....				77,842		97,343
2. Boron investigations.....		28,633		27,463		33,881
3. Irrigation and ground water investigations.....				1,484		4,272
Total.....		28,633		106,789		135,496

Total, Bureau of Plant Industry, **[\$4,496,155]** \$2,993,130, of which amount not to exceed **[\$1,511,042]** \$1,398,440 may be expended for personal services in the District of Columbia and not to exceed **[\$13,200]** \$3,750 shall be available for the purchase of motor-propelled and horse-drawn passenger-carrying vehicles necessary in the conduct of field work outside the District of Columbia.

Annual appropriations, general fund:

Estimate 1935, **\$2,993,130** Appropriated 1934, **\$4,496,155**

* Includes \$611,933 transferred to the proposed new Bureau of Entomology and Plant Quarantine as follows:

Citrus canker eradication.....	\$25,000
Phony peach eradication.....	41,860
Blister rust control.....	361,351
Barberry eradication.....	180,722
Dutch elm disease control.....	3,000

National Industrial Recovery, Agriculture, Plant Industry—

By objects	Obligations					
	Estimate, 1935		Estimate, 1934		Actual, 1933	
	Posi- tions	Av. salary	Posi- tions	Av. salary	Posi- tions	Av. salary
Physical improvements						
PERSONAL SERVICES, DEPARTMENTAL						
Temporary employees, departmental.....						\$3,400
PERSONAL SERVICES, FIELD						
Temporary employees, field.....						58,290
Total, departmental and field.....						61,690
Deduct amounts included in objects below.....						56,635
01 Personal services (net).....						5,055
OTHER OBLIGATIONS						
Supplies and materials.....						4,600
Deduct amount included in objects below.....						3,000
02 Supplies and materials (net).....						1,600
12 Repairs and alterations.....		\$1,000				89,150
30 Equipment.....						100
31 Land.....						82,500
32 Structures and parts.....		198,852				222,750
Total other obligations.....		199,852				396,100
Grand total obligations.....		199,852				401,155
Transferred to Department of Interior.....						+550
Net total obligations.....		¹ 199,852				² 401,705
Deduct in 1935 and add in 1934 amount of 1934 appropriation available in 1935.....		-199,852				+199,852
Total.....						601,557
Received by transfer from Federal Emergency Administration of Public Works.....						-601,557
Total estimate or appropriation.....						
Construction of erosion-control nurseries						
PERSONAL SERVICES, DEPARTMENTAL						
Professional service:						
Grade 6. Principal arboriculturist.....	1	\$5,600		0.7	\$5,600	
All personal services, departmental.....	1	5,600		0.7	4,200	
PERSONAL SERVICES, FIELD						
Temporary employees, field.....		114,200				65,000
Total, departmental and field.....		119,800				69,200
Deduct legislative reductions.....		11,980				
01 Personal services (net).....		107,820				69,200
OTHER OBLIGATIONS						
02 Supplies and materials.....		125,050				83,380
04 Subsistence and care of animals and storage and care of vehicles (service).....		300				200
05 Communication service.....		400				300
06 Travel expenses.....		72,000				54,000
07 Transportation of things (service).....		35,000				25,000
08 Printing, engraving, and lithographing.....		1,200				900
09 Advertising and publishing notices.....		300				200
10 Furnishing light, power, water, and electricity.....		1,000				750
11 Rents.....		10,000				7,000
12 Repairs and alterations.....		1,000				750
13 Special and miscellaneous current expenses.....		1,000				750
30 Equipment.....		8,270				5,500
32 Structures and parts.....		4,000				2,750
Total other obligations.....		250,520				181,480
Grand total obligations.....		379,320				250,680
Deduct in 1935 and add in 1934 amount of 1934 appropriation available in 1935.....		-379,320				+379,320
Total.....						630,000
Received by transfer from Federal Emergency Administration of Public Works.....						-630,000
Total estimate or appropriation.....						

¹ Exclusive of \$33,500 allotted to "Blister rust control", which was transferred to the Bureau of Entomology and Plant Quarantine.

² Exclusive of \$16,500 transferred with same item to same Bureau.

BUREAU OF PLANT INDUSTRY

Statement of proposed expenditures for the purchase, maintenance, repair, and operation of motor-propelled and horse-drawn passenger-carrying vehicles in the conduct of the field work of the Department of Agriculture outside of the District of Columbia, for the fiscal year ending June 30, 1935, as required by section 5 of the act of July 16, 1914 (U.S.C., p. 33, sec. 78)

Appropriation	For purchase						Old vehicles still to be used	Total maintenance, repair, and operation, all cars	Public purpose and users	
	New vehicles (motors, unless otherwise indicated)			Old vehicles to be exchanged						
	Number	Description	Gross cost	Number	Description	Allowance (estimated)				
Arlington Farm.....							1	\$100	Superintendent, assistant superintendent, senior horticulturist and assistants to superintend the farm and economize in time to render best possible service.	
Do.....							2	1,200	Transportation of Department of Agriculture employees headquartered in Washington and conducting work at the Arlington Farm.	
Cereal crops and diseases.....							3	600	Senior agronomist to inspect cooperative wheat experiments, study wheat classification and breeding nurseries in the interest of the wheat production and improvement campaign, in Minnesota, Nebraska, North Dakota, South Dakota, Wyoming, Montana, Oregon, Washington, and Idaho. Associate agronomist to visit field stations to confer with experiment station officials and others, and to inspect cereal experiments, especially wheat; study wheat varieties and hybrids in breeding nurseries for the production and improvement of cereals in Oregon, Washington, Idaho, Montana, and Utah. One agronomist to inspect and take notes on cooperative experiments, especially wheat; confer with experiment station officials and others, and observe crop conditions in Texas, New Mexico, Oklahoma, Nebraska, Kansas, Colorado, Wyoming, South Dakota, North Dakota, and Montana. Senior agronomist to conduct physiological and breeding experiments with grain sorghums; confer with cooperating experiment station officials in Kansas, Oklahoma, Texas, New Mexico, Arizona, Utah, Colorado, and Nebraska.	
Cotton production and diseases.....	1	Sedan.....	\$600	1	Sedan.....	\$100	\$500	6	2,400	Cotton and other acclimatization and breeding work. Principal and assistant scientific aids and other employees at acclimatization garden, Bard, Calif. Principal and assistant scientific aids, junior agronomist, agent, and other employees at United States cotton field station, Shafter, Calif. Assistant and associate agronomists, assistant scientific aid, and other employees at United States San Diego acclimatization garden, Torrey Pines, Calif. Two associate agronomists, chief and assistant scientific aids, and other employees at United States acclimatization field station, James Island, S.C. Associate agronomist, senior pathologist, assistant pomologist, two assistant scientific aids, and other employees at United States cotton breeding field station, Greenville, Tex. Agronomist, junior horticulturist, junior pathologist, scientific aid, assistant scientific aid, and other employees at United States field station, Sacaton, Ariz. Agronomist, junior horticulturist, junior pathologist, scientific aid, assistant scientific aid, and other employees at United States field station, Sacaton, Ariz. This machine is the property of the Indian Bureau of the Interior Department, allotted for use of the Bureau of Plant Industry.
Egyptian cotton breeding.....	1	Sedan.....	600	1	Sedan.....	100	500		200	Associate agronomist and assistants in Egyptian cotton breeding investigations at the United States field station, Sacaton, Ariz., and other points in Arizona and adjacent States.
Do.....							1	200	Associate cytologist in connection with Egyptian cotton breeding investigations at the Rubidoux Laboratory, Riverside, Calif., and at other points in California.	
Forest pathology.....	1	Coupe.....	600	1	Coupe.....	125	475	1	520	Pathologist, junior pathologist, and temporary employees for pathological investigations, San Francisco branch.
Do.....							1	250	Pathologist and assistants at Portland, Oreg., for pathological investigations.	
Do.....	1	Coach.....	600	1	Truck.....	300	300	1	600	Two assistant pathologists principally for pathological investigations at Philadelphia branch.
Do.....							2	200	Technician and assistants in scouting for Dutch elm disease, Wooster, Ohio, and vicinity.	
Do.....							1	200	Senior and associate pathologists principally for pathological investigations at New Haven, Conn.	
Do.....							2	600	Senior pathologist for pathological investigations at Albuquerque, N.Mex. Agent for pathological investigations at Providence, R.I.	
Do.....	1	Sedan.....	575	1	Truck.....	100	475	1	600	Associate pathologists, agent, and possible temporary assistants for pathological investigations.
Do.....							1	200	Senior pathologist for pathological investigations.	
Fruit and vegetable crops and diseases.....	1	do.....	600	1	Coupe.....	50	550		365	Associate physiologist and 3 assistants in making trips of 200 to 300 miles in Washington and Oregon on perennial apple canker investigations and fruit physiological studies.

BUREAU OF PLANT INDUSTRY—Continued

Statement of proposed expenditures for the purchase, maintenance, repair, and operation of motor-propelled and horse-drawn passenger-carrying vehicles in the conduct of the field work of the Department of Agriculture outside of the District of Columbia, for the fiscal year ending June 30, 1935, as required by section 5 of the act of July 16, 1914 (U.S.C., p. 53, sec. 78)—Con.

Appropriation	For purchase						Old vehicles still to be used	Total maintenance, repair, and operation, all cars	Public purpose and users	
	New vehicles (motors, unless otherwise indicated)			Old vehicles to be exchanged						Net cost of new cars
	Number	Description	Gross cost	Number	Description	Allowance (estimated)				
Fruit and vegetable crops and diseases—Continued.	1	Sedan.....	\$600	1	Sedan.....	\$150	\$450		\$365	Associate pathologist, in connection with investigation of diseases of pecans in Louisiana.
Do.....	1	do.....	600	1	do.....	100	500		365	Superintendent, Cheyenne, Wyo. To provide transportation for 3 or 4 research men to make frequent plant exploration trips; perform extensive travel to points in the State where cooperative work is carried on, and to meet visitors at the station and return them to the train station, 6 miles from Cheyenne.
Do.....								1	400	Senior pathologist and assistant in investigation of diseases of lettuce, etc., in California.
Do.....								1	400	Senior pathologist in investigating diseases of vegetable crops in California.
Do.....								1	250	Associate pathologist in survey and collection of field data with reference to bean disease investigations.
Do.....								1	400	Superintendent, Cheyenne, Wyo. To provide transportation for research men to make frequent plant exploring trips.
Do.....								1	400	Senior agriculturist in making frequent trips to cooperative stations in California and Arizona in connection with experimental date investigations.
Do.....								1	400	Principal physiologist for general field service, in connection with crop physiology investigations in Arizona, California, Nevada, and Utah.
Do.....								1	400	Pathologist and assistants in investigating the phony peach disease in Georgia and adjacent States.
Do.....								1	400	Associate pathologist, travel within the State of Louisiana in connection with pecan disease investigations.
Do.....								1	400	Pomologist, in connection with general nut culture investigations in California.
Do.....								1	400	Senior horticulturist, in general travel in Florida in connection with fruit and vegetable handling, coloring, and storage work.
Do.....								1	400	Associate pathologist and assistant, in connection with investigations of apple canker in Oregon.
Do.....								1	400	Horticulturist, in transporting personnel between experimental plots and general travel in Florida in connection with Satsuma orange investigations.
Do.....								1	400	Pomologist, in visiting orchard sections of central California in connection with fruit investigations.
Do.....								1	400	Associate pathologist, in general field investigation of vegetable diseases, particularly beans in South Carolina, Georgia, and Florida.
Do.....								1	400	Principal horticulturist, senior pomologist, principal pomologist, and others, in traveling in Maryland, Virginia, West Virginia, Delaware, and Pennsylvania in connection with fruit and vegetable crop investigations.
Do.....								1	400	Senior pomologist and 4 assistants in general field investigations on fruit handling, transportation, and storage investigations in California.
Do.....								2	800	Associate and assistant physiologist for travel between distant points at which experiments are conducted where convenient regular means of transportation are not available.
Do.....								1	400	Associate pomologist for travel within the State of Louisiana in connection with pecan production investigations.
Do.....								1	400	Associate pathologist for travel within the State of North Carolina in connection with grape and small fruit diseases.
Do.....								1	400	Horticulturist and 3 assistants for pecan investigations in Georgia.
Do.....								1	400	Principal physiologist and 2 assistants. Travel in California in connection with bud selection data; also in Oregon, Washington, and Arizona.
Do.....								1	400	Associate pathologist. Travel in California in connection with date curing and processing plants.
Do.....								1	400	Senior pathologist, in visiting cranberry bogs at points that cannot be reached by regular means of transportation in connection with cranberry disease investigations.
Do.....								1	400	Pathologist and assistant pathologist. For investigations on pecan diseases in South Carolina, Georgia, northern Florida, and Alabama.
Sugar plant investigations.....								1	75	Assistant agronomist for sugarcane investigations at Canal Point, Fla.
Do.....								1	75	Associate agronomist for sugarcane investigations at Houma, La.
Western irrigation agriculture.....								1	200	Associate physiologist in making boron surveys, collecting plant material, and water samples for analysis, Rubidoux Laboratory Riverside, Calif.
Do.....								1	200	Principal agriculturist in making boron surveys, collecting plant material and water samples for analysis in southern California.
Total.....	8		4,775	6 2	Passenger vehicles. Trucks.....	1,025	3,750	52	19,365	

FOREST SERVICE

Salaries and Expenses, Forest Service—

To enable the Secretary of Agriculture to experiment and to make and continue investigations and report on forestry, national forests, forest fires, and lumbering, but no part of this appropriation shall be used for any experiment or test made outside the jurisdiction of the United States; to advise the owners of woodlands as to the proper care of the same; to investigate and test American timber and timber trees and their uses, and methods for the preservative treatment of timber; to seek, through investigations and the planting of native and foreign species, suitable trees for the treeless regions; to erect necessary buildings: *Provided*, That the cost of any building purchased, erected, or as improved, exclusive of the cost of constructing a water supply or sanitary system and of connecting the same with any such building, and exclusive of the cost of any tower upon which a lookout house may be erected, shall not exceed \$2,500; to pay all expenses necessary to protect, administer, and improve the national forests, including tree planting in the forest reserves to prevent erosion, drift, surface wash, and soil waste and the formation of floods, and including the payment of rewards under regulations of the Secretary of Agriculture for information leading to the arrest and conviction for violation of the laws and regulations relating to fires in or near national forests, or for the unlawful taking of, or injury to, Government property; to ascertain the natural conditions upon and utilize the national forests; to transport and care for fish and game supplied to stock the national forests or the waters therein; to employ agents, clerks, assistants, and other labor required in practical forestry and in the administration of national forests in the city of Washington and elsewhere; to collate, digest, report, and illustrate the results of experiments and investigations made by the Forest Service; to purchase necessary supplies, apparatus, office fixtures, law books, reference and technical books and technical journals for officers of the Forest Service stationed outside of Washington, and for medical supplies and services and other assistance necessary for the immediate relief of artisans, laborers, and other employees engaged in any hazardous work under the Forest Service: *Provided further*, That the appropriations for the work of the Forest Service shall be available for meeting the expenses of warehouse maintenance and the procurement, care, and handling of supplies and materials stored therein for distribution to projects under the supervision of the Forest Service and for sale and distribution to other Government activities, the cost of such supplies and materials, including the cost of supervision, transportation, and handling, to be reimbursed to appropriations current at the time additional supplies and materials are procured for warehouse stocks from the appropriations chargeable with the cost of stock issued; to pay freight, express, telephone, and telegraph charges; for electric light and power, fuel, gas, ice, and washing towels, and official traveling and other necessary expenses, including traveling expenses for legal and fiscal officers while performing Forest Service work; and for rent outside of the District of Columbia, as follows (*U.S.C., title 5, secs. 511, 512; title 16, secs. 471-572; U.S.C., Supp. VI, title 16, secs. 576-576b, 581, 581a, 581f-581i; acts June 9, 1916, 39 Stat., p. 218; Apr. 15, 1930, 46 Stat., pp. 167, 168; Mar. 3, 1933, 47 Stat., pp. 1446-1447*):

General administrative expenses: For necessary expenses for general administrative purposes, including the salary of the Chief Forester and other personal services in the District of Columbia, [*\$327,819*] *\$258,092* (*U.S.C., title 5, secs. 511, 512; title 16, secs. 471-572; U.S.C., Supp. VI, title 16, secs. 576-576b, 581, 581a, 581f-581i; acts June 9, 1916, 39 Stat., p. 218; Apr. 15, 1930, 46 Stat., pp. 167, 168; Mar. 3, 1933, 47 Stat., p. 1447*).

Est. 1935, \$258,092

App. 1934, \$327,819

By objects	Obligations			
	Estimate, 1935	Estimate, 1934	Actual, 1933	
	Posi- tions	Av. salary	Posi- tions	Av. salary
PERSONAL SERVICES, DEPARTMENTAL				
Professional service:				
Grade 8. Chief of Forest Service	1	\$8,000	1	\$8,000
Grade 7. Associate chief, Forest Service	1	7,000	1	7,000
Grade 6. Principal forester	2.5	6,000	2.3	5,870
Principal engineer	0.3	6,000	0.3	6,000
Grade 5. Senior forest inspector	1	5,000	2	4,800
Senior engineer	0.5	5,000	0.5	5,000
Senior forester	3	4,866	3	4,866
Grade 4. Engineer	0.2	3,800	0.2	3,800
Subprofessional service:				
Grade 8. Chief draftsman	3	2,900	3	2,900
Grade 7. Principal draftsman	5	2,560	5	2,560
Grade 6. Senior artist	1	2,000	1	2,000
Senior scientific illustrator	1	2,500	1	2,500
Grade 5. Draftsman	2	1,980	2	1,980
Engineering draftsman	1	1,980	1	1,989
Grade 3. Junior draftsman	2	1,650	2	1,650

11724-33—8

Salaries and Expenses, Forest Service—Continued.

By objects	Obligations					
	Estimate, 1935		Estimate, 1934		Actual, 1933	
	Posi- tions	Av. salary	Posi- tions	Av. salary	Posi- tions	Av. salary
PERSONAL SERVICES, DEPARTMENTAL—CON.						
Clerical, administrative, and fiscal service:						
Grade 13. Principal administrative officer	2.5	\$6,000	2.5	\$6,000	2.5	\$6,000
Grade 12. Senior administrative officer	4	4,850	4	4,850	4	4,850
Chief accountant and auditor	1	5,400	1	5,400	1	5,400
Grade 10. Junior administrative officer	1	3,600	1	3,600	1	3,600
Senior editor	1	3,500	1	3,500	1	3,500
Grade 9. Senior administrative assistant	1	3,700	1	3,700	1	3,700
Editor	1	3,200	1	3,200	1	3,200
Grade 8. Administrative assistant	1.5	3,267	1.5	3,267	1.5	3,267
Grade 7. Assistant accountant and auditor	2	3,000	2	3,000	2	3,000
Chief photographer	1	2,700	1	2,700	1	2,700
Grade 6. Principal clerk	7	2,613	7	2,613	7	2,613
Grade 5. Senior photographer	3	2,166	3	2,166	4	2,155
Senior clerk	5.7	2,452	5.7	2,452	5.7	2,452
Grade 4. Clerk	20.5	1,990	20.5	1,990	20.5	1,990
Grade 3. Assistant clerk	12.7	1,688	12.7	1,688	13.2	1,690
Assistant photographer	2	1,920	2	1,920	2	1,920
Grade 2. Junior clerk	8	1,538	9	1,560	9	1,560
Junior operative	1	1,560	1	1,560	1	1,560
Grade 1. Under telephone operator	1	1,380	1	1,380	1	1,380
Custodial service:						
Grade 6. Mechanic	1	1,860	1	1,860	1	1,860
Grade 5. Junior mechanic	1	1,500	1	1,500	1	1,500
Grade 4. Under custodian	1	1,320	1	1,320	1	1,320
Grade 3. Messenger	5	1,296	5	1,296	4.9	1,322
Senior laborer	2	1,380	2	1,380	2	1,380
Minor custodian	1	1,200	1	1,200	1	1,200
Grade 2. Assistant messenger	1	1,200	1	1,200	1	1,200
Junior laborer	2	1,140	2.1	1,140	3	1,140
Junior office laborer (char- women, part time)	1	470	1.9	470	10	455
Grade 1. Junior messenger	3	640	4	630	4.1	622
Total permanent, departmental	118.4	296,738	123.2	304,575	133.2	309,056
Deduct lapses and administrative furloughs		16,923		25,810		2,294
Net permanent, departmental		279,815		278,765		306,762
PERSONAL SERVICES, FIELD						
Professional service:						
Grade 5. Logging engineer	1	4,800	1	4,800	1	4,800
Clerical, administrative, and fiscal service:						
Grade 3. Assistant clerk			0.1	1,980		
Total permanent, field	1	4,800	1.1	4,982	1	4,800
Deduct lapses and administrative furloughs						187
Net permanent, field		4,800		4,982		4,613
Total, departmental and field		284,615		283,747		311,375
Deduct legislative reductions		28,461		42,562		31,337
01 Personal service (net)		256,154		241,185		280,038
OTHER OBLIGATIONS						
02 Supplies and materials		2,407		2,407		3,188
05 Communication service		2,500		2,500		4,323
06 Travel expenses		4,387		4,387		13,071
07 Transportation of things (service)		250		250		311
08 Photography, photographs, and prints		200		200		805
10 Furnishing of heat, power, light, etc.		100		100		540
11 Rents						89
12 Repairs and alterations		100		100		772
13 Special and miscellaneous current ex- penses		100		100		385
30 Equipment		1,680		1,680		5,832
Total other obligations		11,724		11,724		29,316
Grand total obligations		267,878		252,909		309,354
Transferred to Department of the Interior				+4,921		
Deduct on account of Public Works allot- ment of		-9,786				
Net total obligations		258,092		257,830		309,354
Estimated savings and unobligated balances				69,989		43,226
Total estimate or appropriation		258,092		327,819		352,580

NATIONAL FOREST ADMINISTRATION

For the employment of forest supervisors, deputy forest supervisors, forest rangers, forest guards, and administrative clerical assistants on the national forests, and for additional salaries and field-station expenses, including the maintenance of nurseries, collecting seed, and planting, necessary for the use, maintenance, improvement, and protection of the national forests, and of additional national forests created or to be created under section 11 of the Act of March 1, 1911 (*U.S.C., title 16, sec. 521*), and under the Act of June 7, 1924 (*U.S.C., title 16, secs. 471, 499, 505, 564-570*), and lands under contract for purchase or for the acquisition of which condemnation proceedings have been instituted for the purposes

of said Acts, and for necessary miscellaneous expenses incident to the general administration of the Forest Service and of the national forests:

In national forest region 1, Montana, Washington, Idaho, and South Dakota, **[\$1,457,066] \$984,763: Provided**, That the Secretary of Agriculture is authorized to use not to exceed \$200 in caring for the graves of fire fighters buried at Wallace, Idaho; Newport, Washington; and Saint Maries, Idaho;

In national forest region 2, Colorado, Wyoming, South Dakota, Nebraska, and Oklahoma, **[\$649,452] \$554,655: Provided**, That not to exceed \$1,000 of this appropriation may be expended for the maintenance of the herd of long-horned cattle on the Wichita National Forest;

In national forest region 3, Arizona and New Mexico, **[\$618,495] \$566,390;**

In national forest region 4, Utah, Idaho, Wyoming, Nevada, [Arizona,] and Colorado, **[\$817,251] \$764,409;**

In national forest region 5, California and Nevada, **[\$1,151,613] \$1,038,069;**

In national forest region 6, Washington, Oregon, and California, **[\$1,136,029] \$1,030,164;**

In national forest region 7, Arkansas, Alabama, Florida, Georgia, South Carolina, North Carolina, Pennsylvania, Tennessee, Virginia, West Virginia, New Hampshire, Maine, Puerto Rico, Kentucky, Louisiana, Mississippi, *Oklahoma, Texas, and Vermont*, **[\$489,356] \$438,488;**

In national forest region 8, Alaska, **[\$112,280] \$100,032;**

In national forest region 9, Michigan, Minnesota, *Illinois, Iowa, Missouri, and Wisconsin*, **[\$137,338] \$141,383;**

In all, for the use, maintenance, improvement, protection, and general administration of the national forests, **[\$6,568,880] \$5,618,353: Provided**, That the foregoing amounts appropriated for such purposes shall be available interchangeably in the discretion of the Secretary of Agriculture for the necessary expenditures for fire protection and other unforeseen exigencies: *Provided further*, That the amount so interchanged shall not exceed in the aggregate 10 per centum of all the amounts so appropriated (*U.S.C., title 5, secs. 511, 512; title 16, secs. 471-572; U.S.C., Supp. VI, title 16, secs. 576-576b, 581, 581a, 581f-581i; acts June 9, 1916, 39 Stat., p. 218; Apr. 15, 1930, 46 Stat., pp. 167, 168; Mar. 3, 1933, 47 Stat., pp. 1447-1448*).

Est. 1935, \$5,618,353

App. 1934, \$6,568,880

By objects	Obligations					
	Estimate, 1935		Estimate, 1934		Actual, 1933	
	Posi- tions	Av. salary	Posi- tions	Av. salary	Posi- tions	Av. salary
PERSONAL SERVICES, FIELD						
Professional service:						
Grade 7. Regional forester	1	\$6,500	1	\$6,500	1	\$6,500
Grade 6. Regional forester	5	5,840	5	5,840	5	5,840
Assistant regional forester	1.8	6,020	1.8	6,020	1.7	5,911
Grade 5. Assistant regional forester	22.5	4,880	22.5	4,880	22.2	4,870
Regional engineer	1.3	5,072	1.3	5,072	1.3	5,072
Senior logging engineer	4	4,600	4	4,600	4	4,600
Senior civil engineer	1	4,600	1	4,600	1	4,600
Range examiner	1	4,600	1	4,600	1	4,600
Senior forester	1	4,600	1	4,600	1	4,600
Senior regional forest inspector	2	4,700	2	4,700	1.5	4,733
Grade 4. Forester	1	4,200	1	4,200	1	4,200
Regional forest inspector	2.3	4,007	2.3	4,007	2.2	4,038
Acting regional engineer	0.5	4,000	0.5	4,000	0.5	4,062
Mineral examiner					1	4,600
Grade 3. Engineer	0.5	3,400	0.5	3,400	0.5	3,400
Associate engineer	1.5	3,533	1.5	3,533	2.4	3,559
Mineral examiner	0.4	3,437	0.4	3,437	0.6	3,208
Associate logging engineer	4.1	3,293	4.1	3,293	4	3,290
Associate silviculturist	1	3,500	1	3,500	1	3,500
Associate regional forest inspector	2	3,550	2	3,550	1.4	3,530
Associate range examiner					1	3,200
Associate mineral examiner					0.4	3,437
Associate forester	4	3,325	4	3,325	4.6	3,360
Associate hydroelectric engineer	1	3,200	1	3,200	1	3,200
Chief of maps and surveys	1	3,400	1	3,400	1	3,400
Assistant forest supervisor					1	3,200
Grade 2. Assistant forester	18.5	2,774	18.5	2,774	22.4	2,746
Assistant forest supervisor	2	2,600	2	2,600	3.1	2,658
Assistant range examiner	6.3	2,767	6.3	2,767	6.3	2,767
Assistant silviculturist	1	2,900	1	2,900	2	2,687
Assistant engineer	1	2,800	1	2,800	0.6	2,722
Mineral examiner					1	2,600
Assistant topographic engineer					0.3	3,080
Grade 1. Junior range examiner	23.2	2,113	23.2	2,113	21.6	2,117
Junior forester	107.2	2,112	107.2	2,112	108.7	2,122
Junior engineer	1	2,000	1	2,000	1	2,000
Subprofessional service:						
Grade 8. Chief draftsman	5	2,980	5	2,980	5	2,980
Assistant forest supervisor	44.2	2,822	44.2	2,822	47.2	2,810
Chief lumberman	3	2,766	3	2,766	3.2	2,709
Chief surveyor	2.5	2,832	2.5	2,832	3	2,866
Chief forest ranger	1	2,600	1	2,600	1	2,600
Chief lumberman	5.6	2,858	5.6	2,858	4.8	2,858
Chief draftsman					0.4	2,917
Assistant forest supervisor	12.8	2,687	12.8	2,687	12.7	2,724

Salaries and Expenses, Forest Service—Continued.

By objects	Obligations					
	Estimate, 1935		Estimate, 1934		Actual, 1933	
	Posi- tions	Av. salary	Posi- tions	Av. salary	Posi- tions	Av. salary
PERSONAL SERVICES, FIELD—continued						
Subprofessional service—Continued.						
Grade 7. Superintendent of road construction	1	\$2,300	1	\$2,300	1.3	\$2,368
Principal forest ranger	110.1	2,467	110.1	2,467	109.6	2,445
Principal engineering draftsman	5	2,360	5	2,360	4.8	2,379
Principal lumberman	2	2,600	2	2,600	2	2,600
Principal surveyor draftsman	2	2,500	2	2,500	2	2,500
Assistant forest supervisor	2	2,650	2	2,650	1.7	2,591
Principal hydroelectric aid	1	2,600	1	2,600	1	2,600
Principal draftsman	5	2,560	5	2,560	5.2	2,572
Grade 6. Forest fire prevention lecturer	1	2,400	1	2,400	1	2,400
Senior draftsman	7	2,171	7	2,171	7	2,171
Senior forest ranger	580.9	2,153	580.9	2,153	603.1	2,159
Senior engineering draftsman	3.5	2,057	3.5	2,057	3.5	2,057
Senior transitman	1	2,300	1	2,300	1	2,300
Senior lumberman	6	2,167	6	2,167	6.8	2,199
Senior scaler	1	2,100	1	2,100	1	2,100
Grade 5. Forest ranger	23.8	1,957	23.8	1,957	30.1	1,993
Draftsman	6	1,840	6	1,840	5.7	1,850
Engineering draftsman	3	1,840	3	1,840	4.2	1,861
Library assistant	2	1,890	2	1,890	2	1,890
Mountain trail-builder operator					0.1	1,860
Road foreman					0.2	1,855
Forest guard	0.3	2,000	0.3	2,000	0.3	1,800
Lumberman	0.7	2,185	0.7	2,185	0.8	2,125
Scaler	0.8	2,062	0.8	2,062	0.6	2,061
Grade 4. Assistant topographic draftsman	2	1,620	2	1,620	1.7	1,659
Road foreman	1	1,800	1	1,800	0.1	1,800
Assistant draftsman	1	1,740	1	1,740	1	1,740
Assistant forest ranger	2.8	1,755	2.8	1,755	4.4	1,622
Assistant engineering draftsman	3	1,640	3	1,640	3	1,640
Grade 3. Forest game warden	2.6	1,508	2.6	1,508	2.7	1,494
Mountain truck driver					0.1	1,460
Junior blueprint draftsman	1	1,440	1	1,440	1	1,440
Grade 2. Junior forest game warden	3.6	1,268	3.6	1,268	3.1	1,279
Grade 1. Scaler					1	1,020
Clerical, administrative, and fiscal service:						
Grade 13. Regional forester	3	6,000	3	6,000	3	6,000
Grade 12. Assistant regional forester	12	4,934	12	4,934	11.7	4,953
Region fiscal agent	3.1	4,677	3.1	4,677	3.1	4,677
Senior regional forest inspector	1	4,600	1	4,600	1	4,600
Grade 11. Forest supervisor	43.3	3,930	43.3	3,930	44.7	3,937
Regional forest inspector	2.7	3,951	2.7	3,951	3.3	4,000
Administrative officer	2	4,100	2	4,100	2	4,100
Regional fiscal agent	2.2	4,189	2.2	4,189	2.4	4,198
Grade 10. Logging engineer	1	3,800	1	3,800	1	3,800
Junior administrative officer	10	3,640	10	3,640	10	3,640
Forest supervisor	55	3,584	55	3,584	54	3,582
Associate regional forester	1	3,700	1	3,700	1	3,700
Grade 9. Assistant regional forest inspector	1	3,500	1	3,500	1	3,500
Forest supervisor	35.8	3,340	35.8	3,340	36	3,339
Senior administrative assistant	4	3,300	4	3,300	3.3	3,342
Deputy regional fiscal agent	1.5	3,300	1.5	3,300	1.5	3,300
Grade 8. Deputy regional fiscal agent	2.2	3,070	2.2	3,070	2.1	2,984
Forest supervisor	3	3,066	3	3,066	3.7	3,115
Assistant forest supervisor	18.1	3,036	18.1	3,036	17.6	3,006
Assistant forester	1	3,000	1	3,000	0.9	2,961
Administrative assistant	3.2	3,490	3.2	3,490	2.7	3,424
Assistant regional forest inspector	2	3,150	2	3,150	2	3,150
Grade 7. Junior administrative assistant	7.2	2,833	7.2	2,833	6.7	2,893
Assistant regional forest inspector	1.6	2,682	1.6	2,682	1.6	2,682
Assistant forest supervisor	0.8	2,700	0.8	2,700	1.5	2,600
Grade 6. Junior range examiner	2	2,350	2	2,350	2	2,350
Principal clerk	70.4	2,503	70.4	2,503	70.6	2,502
Junior forester	4	2,375	4	2,375	4	2,366
Assistant forest supervisor	1	2,400	1	2,400	1	2,400
Grade 5. Senior clerk	82.4	2,174	82.4	2,174	81.6	2,156
Warehouseman	1	2,000	1	2,000	1	2,000
Grade 4. Clerk	96.5	1,927	96.5	1,927	94.2	1,933
Grade 3. Assistant clerk	123.3	1,688	123.3	1,688	126.2	1,683
Rotoprint operator					0.4	1,620
Assistant operative	1	1,620	1	1,620	1	1,620
Assistant photostat operator	0.5	1,620	0.5	1,620	1	1,620
Grade 2. Junior clerk	57.7	1,457	57.7	1,457	55.4	1,468
Junior draftsman	1	1,680	1	1,680	1	1,680
Grade 1. Underclerk	2.1	1,370	2.1	1,370	2.9	1,357
Under telephone operator	2	1,440	2	1,440	2	1,440
Underoperative	1	1,380	1	1,380	1	1,380
Custodial service:						
Grade 9. Senior engineer	2	2,850	2	2,850	2	2,850
Grade 8. Carpenter					0.1	2,000
Printer	1	2,100	1	2,100	1	2,100
Principal mechanic	1	2,100	1	2,100	1	2,100
Grade 7. Warehouse foreman	2	1,890	2	1,890	1.4	1,870
Senior auto mechanic	0.2	1,860	0.2	1,860	0.3	1,866
Senior blacksmith	0.5	1,860	0.5	1,860	0.5	1,860
Grade 6. Assistant blacksmith	0.3	1,800	0.3	1,800	0.3	1,800
Mechanic	1	1,800	1	1,800	1	1,800
Grade 5. Truck driver	1	1,500	1	1,500	0.4	1,500
Auto mechanic					0.1	1,500
Unskilled laborer	1	1,680	1	1,680	1.2	1,646
Grade 4. Blacksmith					0.2	1,800
Unskilled laborer	1	1,500	1	1,500	0.8	1,500
Head messenger	2	1,440	2	1,440	2	1,440
Blacksmith					0.1	1,320
Senior packer	1	1,500	1	1,500	1	1,500
Skilled laborer	1	1,500	1	1,500	2.2	1,450
Truck driver	1	1,470	1	1,470	2.1	1,477

Salaries and Expenses, Forest Service—Continued.

By objects	Obligations					
	Estimate, 1935		Estimate, 1934		Actual, 1933	
	Posi- tions	Av. salary	Posi- tions	Av. salary	Posi- tions	Av. salary
PERSONAL SERVICES, FIELD—continued						
Custodial service—Continued.						
Grade 3. Unskilled laborer.....	9.7	\$1,359	9.7	\$1,359	11.2	\$1,319
Packer.....	3	1,480	3	1,480	3	1,480
Mimeograph operator.....	1	1,200	1	1,200	1	1,200
Messenger.....	1	1,200	1	1,200	1	1,200
Forest station assistant.....	0.5	1,200	0.5	1,200	0.4	1,200
Guard.....					0.2	1,500
Blacksmith.....					0.1	1,200
Grade 2. Junior laborer.....	5	1,080	5	1,080	5.1	1,082
Assistant messenger.....	2	1,170	2	1,170	2	1,170
Unskilled laborer.....	6.1	1,112	6.1	1,112	5.5	1,105
Grade 1. Truck driver.....					0.3	840
Junior messenger.....	6	600	6	600	6.4	603
Charwoman.....	1	600	1	600	1	600
Minor telephone operator.....	2	720	2	720	2	720
Unskilled laborer.....	2	840	2	840	2.5	837
Unclassified. Unskilled laborer.....	3	390	3	390	3.2	417
Minor telephone operator.....	16	246	16	246	16.2	250
Janitor.....	4	181	4	181	4.1	182
Forest supervisor.....	1	1,200	1	1,200	1	1,200
Telephone operator.....	10	213	10	213	10.1	218
Janitor.....	7	227	7	227	11.2	202
Total permanent, field.....	1,835.9		1,835.9		1,889	
Deduct lapses and administrative furloughs.....	4,284,189		4,284,189		4,393,652	
Net permanent, field.....	4,250,912		4,250,912		4,305,647	
Temporary employees, field.....	1,150,000		1,150,000		1,166,185	
All personal services, field.....	5,400,912		5,400,912		5,471,832	
Deduct subsistence and quarters furnished.....	39,388		39,388		39,232	
Deduct legislative reductions.....	5,361,524		5,361,524		5,432,600	
	540,091		810,137		549,454	
01 Personal services (net).....	4,821,433		4,551,387		4,883,146	
OTHER OBLIGATIONS						
02 Supplies and materials.....	274,574		274,574		326,320	
03 Subsistence and support of persons (service).....	5,000		5,000		7,997	
04 Subsistence and care of animals and storage and care of vehicles.....	20,000		20,000		26,655	
05 Communication service.....	53,995		53,995		65,081	
06 Travel expenses.....	316,715		316,715		378,584	
07 Transportation of things (service).....	63,642		63,642		91,646	
08 Printing, binding, engraving, lithographing, photographing, and type-writing.....	10,000		10,000		13,750	
09 Advertising and publication of notices.....	2,000		2,000		1,051	
10 Furnishing of heat, light, power, etc.....	10,000		10,000		15,615	
11 Rents.....	120,478		120,478		122,972	
12 Repairs and alterations.....	60,000		60,000		74,102	
13 Special and miscellaneous current expenses.....	5,000		5,000		7,387	
30 Equipment.....	246,300		246,300		379,794	
31 Lands and interests in land.....	200		200		297	
32 Structures and parts and nonstructural improvements to lands.....	50,000		50,000		71,058	
53 Refunds, awards, and indemnities.....	1,000		1,000		1,054	
Total other obligations.....	1,238,904		1,238,904		1,583,363	
Grand total obligations.....	6,060,337		5,790,291		6,466,509	
Transfer from "Emergency construction".....					-50,000	
Transfer from War Department, "Flood control, Mississippi River and tributaries".....	-800		-800		-886	
Transfer to "Forest management".....					+9,000	
Deduct on account of Public Works allotment of.....	-441,184					
Net total obligations.....	5,618,353		5,789,491		6,424,623	
Estimated savings and unobligated balances.....			779,389		706,621	
Total estimate or appropriation.....	5,618,353		6,568,880		7,131,244	
BY ACTIVITIES OR PROJECTS						
1. Fire prevention.....	1,807,112		1,725,000		1,950,000	
2. Fire suppression.....	209,470		200,000		250,000	
3. Construction of improvements.....	676,118		645,491		625,600	
4. Maintenance of improvements.....	554,048		529,000		513,000	
5. Timber sales.....	801,228		765,000		750,000	
6. Development of forestry practice.....	52,372		50,000		50,000	
7. Timber survey.....	178,049		170,000		140,000	
8. Planting.....	41,894		40,000		57,000	
9. Free use of timber.....	26,186		25,000		25,000	
10. Tree diseases and insects.....	209,470		200,000		375,000	
11. Administrative investigations.....	31,421		30,000		55,000	
12. Grazing administration.....	759,332		725,000		900,000	
13. Range reconnaissance.....	20,947		20,000		40,000	
14. Fish and game.....	104,735		100,000		120,000	
15. Land adjustments.....	52,372		50,000		75,000	
16. Land exchange and acquisition.....	26,186		25,000		80,000	
17. Special uses.....	183,940		180,000		195,000	
18. General surveys and maps.....	183,287		175,000		160,000	

Salaries and Expenses, Forest Service—Continued.

By objects	Obligations					
	Estimate, 1935		Estimate, 1934		Actual, 1933	
	Estimate, 1935	Estimate, 1934	Actual, 1933			
BY ARTICLES OR PROJECTS—Continued						
19. Control recreation areas.....	\$62,844	\$60,000	\$80,000			
20. Timber-stand improvement.....	78,526	75,000	25,000			
Total, departmental funds.....	6,059,537	5,789,491	6,465,660			
21. Funds received by transfer from War Department.....	+800	+800	+849			
Deduct on account of Public Works allotment of.....	-441,184					
Total.....	5,618,353	5,790,291	6,466,509			
Fighting forest fires: For fighting and preventing forest fires on or threatening the national forests and for the establishment and maintenance of a patrol to prevent trespass and to guard against and check fires upon the lands revested in the United States by the Act approved June 9, 1916 (39 Stat., p. 218), and the lands known as the Coos Bay Wagon Road lands involved in the case of Southern Oregon Company against United States (numbered 2711), in the Circuit Court of Appeals of the Ninth Circuit, \$100,000, which amount shall be immediately available (U.S.C., title 5, secs. 511, 512; title 16, secs. 471-572; U.S.C., Supp. VI, title 16, secs. 576-576b, 581, 581a, 581f-581i; acts June 9, 1916, 39 Stat., p. 218; Apr. 15, 1930, 46 Stat., pp. 167, 168; Mar. 3, 1933, 47 Stat., p. 1448).						
Est. 1935, \$100,000		App. 1934, \$100,000				
By objects	Obligations					
	Estimate, 1935		Estimate, 1934		Actual, 1933	
	Posi- tions	Av. salary	Posi- tions	Av. salary	Posi- tions	Av. salary
PERSONAL SERVICES, FIELD						
Professional service:						
Grade 1. Junior forester.....					0.3	\$2,000
Subprofessional service:						
Grade 8. Assistant regional forest inspector.....					0.1	2,900
Grade 7. Road foreman.....					0.2	2,600
Grade 6. Senior forest ranger.....					0.6	2,100
Road foreman.....					0.3	2,200
Grade 4. Assistant forest ranger.....					0.1	1,920
Clerical, administrative, and fiscal service:						
Grade 11. Regional forest inspector.....					0.1	3,800
Grade 8. Administrative assistant.....					0.3	3,100
Grade 6. Principal clerk.....					0.1	2,300
Grade 3. Assistant clerk.....					0.1	1,620
Grade 2. Junior clerk.....					0.1	1,440
Total permanent, field.....					2.3	5,398
Deduct lapses and administrative furloughs.....						
Net permanent positions, field.....						5,398
Temporary employees, field.....						622,871
All personal services, field.....						628,269
Deduct subsistence and quarters furnished.....						24
Deduct legislative reductions.....						628,245
						34,071
01 Personal services (net).....						594,174
OTHER OBLIGATIONS						
02 Supplies and materials.....						187,079
03 Subsistence and support of persons (service).....						13,968
04 Subsistence and care of animals and storage and care of vehicles.....						289
05 Communication service.....						3,231
06 Travel expenses.....						5,561
07 Transportation of things (service).....						114,855
08 Printing, binding, engraving, lithographing, photographing, and type-writing.....						45
10 Furnishing of heat, light, power, etc.....						309
11 Rents.....						2,380
12 Repairs and alterations.....						21,656
13 Special and miscellaneous current expenses.....						59,343
30 Equipment.....						51,117
32 Structures and parts and nonstructural improvements to lands.....						770
Total other obligations.....						460,603
Grand total obligations.....						1,054,777
Estimated savings and unobligated balances.....						45,223
Total estimate or appropriation.....						1,100,000

NOTE.—This being an emergency appropriation, it is impracticable to submit detailed statement of estimated expenditures for 1934 and 1935. The deficiency appropriation for 1933 was \$1,000,000. During the last 20 years it has ranged from nothing to \$4,260,000, with an average of nearly \$2,000,000 during the last 10 years.

Salaries and Expenses, Forest Service—Continued.

	Obligations		
	Estimate, 1935	Estimate, 1934	Actual, 1933
BY ACTIVITIES OR PROJECTS			
1. Fire suppression.....	\$33,000	\$33,000	\$964,166
2. Protection of lands, railroad forfeiture suits.....	67,000	67,000	90,611
Total.....	100,000	100,000	1,054,777

[Aerial fire control: For cooperation with the War Department or for contract airplane service, in the maintenance and operation of an airplane patrol to prevent and suppress forest fires on national forests and adjacent lands, \$24,900: *Provided*, That no part of this appropriation shall be used for the purchase of land or airplanes] (U.S.C., title 5, secs. 511, 512; title 16, secs. 471-572; U.S.C., Supp. VI, title 16, secs. 576-576b, 581, 581a, 581f-581i; acts June 9, 1916, 39 Stat., p. 218; Apr. 15, 1930, 46 Stat., pp. 167, 168; Mar. 3, 1933, 47 Stat., p. 1448).

App. 1934, \$24,900

By objects	Obligations			
	Estimate, 1935		Estimate, 1934	Actual, 1933
PERSONAL SERVICES, FIELD	Posi- tions	Av. salary	Posi- tions	Av. salary
Clerical, administrative, and fiscal service:				
Grade 9. Senior administrative assistant.....			0.2	\$3,300
Airplane observer.....			0.2	3,700
Total permanent, field.....			0.4	1,402
Temporary employees, field.....		\$740		519
All personal services, field.....		740		1,921
Deduct legislative reductions.....		74		424
01 Personal services (net).....		666		1,497
OTHER OBLIGATIONS				
02 Supplies and materials.....		1,500		2,025
06 Travel expenses.....		3,935		5,989
07 Transportation of things (service).....		10		21
08 Printing, binding, engraving, litho- graphing, photographing, and type- writing.....		200		381
09 Advertising and publication of notices.....		50		50
10 Furnishing of heat, light, power, etc.....		50		50
11 Rents.....		300		374
12 Repairs and alterations.....		5,430		7,220
13 Special and miscellaneous current ex- penses.....		346		63
32 Structures and parts and nonstructural improvements to lands.....				2,098
Total other obligations.....		11,821		18,271
Grand total obligations.....		12,487		19,768
Deduct on account of Public Works allot- ment of.....		-12,487		
Estimated savings and unobligated bal- ances.....				12,450
Total estimate or appropriation.....				25,000

Classification of lands: For the selection, classification, and segregation of lands within the boundaries of national forests that may be opened to homestead settlement and entry under the homestead laws applicable to the national forests; for the examination and appraisal of lands in effecting exchanges authorized by law and for the survey thereof by metes and bounds or otherwise, by employees of the Forest Service, under the direction of the Commissioner of the General Land Office; and for the survey and platting of certain lands, chiefly valuable for agriculture, now listed or to be listed within the national forests, under the Act of June 11, 1906 (U.S.C., title 16, secs. 506-509), the Act of August 10, 1912 (U.S.C., title 16, sec. 506), and the Act of March 3, 1899 (U.S.C., title 16, sec. 488), as provided by the Act of March 4, 1913 (U.S.C., title 16, sec. 512), **[\$47,250] \$30,910** (U.S.C., title 5, secs. 511, 512; title 16, secs. 471-572; U.S.C., Supp. VI, title 16, secs. 576-576b, 581, 581a, 581f-581i; acts June 9, 1916, 39 Stat., p. 218; Apr. 15, 1930, 46 Stat., pp. 167, 168; Mar. 3, 1933, 47 Stat., p. 1448).

Est. 1935, \$30,910

App. 1934, \$47,250

Salaries and Expenses, Forest Service—Continued.

By objects	Obligations					
	Estimate, 1935		Estimate, 1934		Actual, 1933	
PERSONAL SERVICES, DEPARTMENTAL	Posi- tions	Av. salary	Posi- tions	Av. salary	Posi- tions	Av. salary
Clerical, administrative, and fiscal service:						
Grade 13. Principal administrative officer.....	0.5	\$6,000	0.5	\$6,000	0.5	\$6,000
Grade 8. Administrative assistant.....	0.5	3,000	0.5	3,000	0.5	3,000
Grade 4. Clerk.....	1	2,100	1	2,100	1	2,100
Grade 3. Assistant clerk.....	1	1,800	1	1,800	1	1,800
Grade 2. Junior clerk.....	1	1,620	1	1,620	1	1,620
Total permanent, departmental.....	4	10,020	4	10,020	4	10,020
PERSONAL SERVICES, FIELD						
Professional service:						
Grade 5. Assistant regional forester.....	0.2	5,000	0.2	5,000	0.3	5,000
Senior regional forest inspector.....					0.2	4,600
Grade 4. Regional forest inspector.....	0.3	3,800	0.3	3,800	0.3	3,800
Grade 3. Logging engineer.....	0.3	3,400	0.3	3,400	0.3	3,400
Associate civil engineer.....	0.2	3,300	0.2	3,300		
Grade 2. Assistant forester.....	0.2	2,800	0.2	2,800	0.2	2,800
Grade 1. Junior forester.....	0.3	2,300	0.3	2,300	0.2	2,300
Subprofessional service:						
Grade 8. Chief land examiner.....					0.8	2,700
Chief surveyor.....	1	2,800	1	2,800	0.8	2,800
Grade 7. Principal forest ranger.....					0.1	2,500
Grade 6. Senior forest ranger.....					0.2	2,200
Clerical, administrative, and fiscal service:						
Grade 12. Assistant regional forester.....					0.3	5,000
Grade 11. Administrative officer.....	1	4,000	1	4,000	1	4,000
Grade 8. Assistant forest supervisor.....					0.1	3,000
Assistant forester.....					0.1	2,900
Grade 7. Assistant regional forest in- spector.....	0.4	2,900	0.4	2,900	0.4	2,900
Assistant forest supervisor.....	0.1	2,600	0.1	2,600		
Grade 4. Clerk.....					0.1	1,800
Grade 1. Underclerk.....					0.4	1,320
Total permanent, field.....	4	13,206	4	13,206	5.8	18,591
Net permanent, field.....		13,206		13,206		18,591
Temporary employees, field.....		5,140		5,140		6,675
All personal services, field.....		18,346		18,346		25,266
Total, departmental and field.....		28,366		28,366		35,286
Deduct legislative reductions.....		2,836		4,254		3,546
01 Personal services (net).....		25,530		24,112		31,740
OTHER OBLIGATIONS						
02 Supplies and materials.....		499		499		664
03 Subsistence and support of persons (service).....		40		40		48
04 Subsistence and care of animals and storage and care of vehicles.....		10		10		18
05 Communication service.....		10		10		14
06 Travel expenses.....		4,858		4,858		6,510
07 Transportation of things (service).....		130		130		205
08 Printing, binding, engraving, litho- graphing, photographing, and type- writing.....		5		5		7
11 Rents.....		50		50		62
12 Repairs and alterations.....		100		100		145
30 Equipment.....		800		800		645
32 Structures and parts and nonstructural improvements to lands.....		50		50		51
Total other obligations.....		6,552		6,552		8,369
Grand total obligations.....		32,082		30,664		40,109
Deduct on account of Public Works allot- ment of.....		-1,172				
Estimated savings and unobligated bal- ances.....				16,586		12,661
Total estimate or appropriation.....		30,910		47,250		52,770
BY ACTIVITIES OR PROJECTS						
1. Classification of national-forest lands, locations, survey, and appraisal of lands to be acquired by exchange and entry survey of forest homesteads.....		32,082		30,664		40,109
Deduct on account of Public Works allot- ment of.....		1,172				
Total.....		30,910		30,664		40,109

[Sanitation and fire prevention: For the construction and maintenance of sanitary facilities and for fire-preventive measures on public camp grounds within the national forests when necessary]

for the protection of the public health or the prevention of forest fires, \$65,000] (U.S.C., title 5, secs. 511, 512; title 16, secs. 471-572; U.S.C., Supp. VI, title 16, secs. 576-576b, 581, 581a, 581f-581i; acts June 9, 1916, 39 Stat., p. 218; Apr. 15, 1930, 46 Stat., pp. 167, 168; Mar. 3, 1933, 47 Stat., p. 1448).

App. 1934, \$65,000

By objects	Obligations		
	Estimate, 1935	Estimate, 1934	Actual, 1933
PERSONAL SERVICES, FIELD			
Temporary employees, field.....	\$6,000	\$6,000	\$18,430
Deduct legislative reductions.....	600	900	1,848
01 Personal services (net).....	5,400	5,100	16,587
Deduct amount included in objects below.....	5,400	5,100	16,587
OTHER OBLIGATIONS			
12 Repairs and alterations.....	19,752	19,452	20,377
32 Structures and parts and nonstructural improvements to lands.....			35,000
Grand total obligations.....	19,752	19,452	55,377
Deduct on account of Public Works allotment of.....	-19,752		
Estimated savings and unobligated balances.....		45,548	11,623
Total estimate or appropriation.....		65,000	67,000

【Planting on national forests: For the establishment and maintenance of forest-tree nurseries, the collection or purchase of tree seed, cones, and nursery stock, and seeding and tree planting within national forests; for additional protection, care, and improvement of plantations or young growth; and for experiments and investigations necessary for seeding and tree planting, \$214,070】 (U.S.C., title 5, secs. 511, 512; title 16, secs. 471-572; U.S.C., Supp. VI, title 16, secs. 576-576b, 581, 581a, 581f-581i; acts June 9, 1916, 39 Stat., p. 218; Apr. 15, 1930, 46 Stat., pp. 167, 168; Mar. 3, 1933, 47 Stat., p. 1449).

App. 1934, \$214,070

By objects	Obligations		
	Estimate, 1935	Estimate, 1934	Actual, 1933
PERSONAL SERVICES, FIELD			
Professional service:	Posi- Av. tions salary	Posi- Av. tions salary	Posi- Av. tions salary
Grade 5. Assistant regional forester.....	0.3 \$4,600	0.3 \$4,600	0.2 \$4,600
Grade 4. Regional forest inspector.....	0.3 4,000	0.3 4,000	0.3 4,000
Grade 3. Associate forester.....	1 3,300	1 3,300	1 3,300
Associate regional forest inspector.....	1 3,400	1 3,400	1 3,400
Grade 2. Assistant forester.....	2.3 2,700	2.3 2,700	2.3 2,700
Chief forest planting assistant.....	1 2,700	1 2,700	1 2,700
Grade 1. Junior forester.....	2.9 2,212	2.9 2,212	2.4 2,200
Subprofessional service:			
Grade 6. Senior forest planting assistant.....	2 2,400	2 2,400	2 2,400
Senior forest ranger.....	0.2 2,000	0.2 2,000	
Grade 5. Assistant forest planting assistant.....	1 2,040	1 2,040	1 2,040
Forest ranger.....	0.5 1,920	0.5 1,920	0.5 1,920
Clerical, administrative, and fiscal service:			
Grade 10. Junior administrative officer.....	1 3,600	1 3,600	1 3,600
Grade 8. Administrative assistant.....	1 3,100	1 3,100	1 3,100
Grade 7. Assistant forest supervisor.....	0.1 3,000	0.1 3,000	
Grade 4. Clerk.....	1.1 1,827	1.1 1,827	1 1,920
Custodial service:			
Grade 2. Unskilled labor.....	1 1,140	1 1,140	.9 1,155
Total permanent, field.....	16.7 42,955	16.7 42,955	15.6 40,471
Deduct lapses and administrative furloughs.....			190
Net permanent, field.....	42,955	42,955	40,281
Temporary employees, field.....	71,600	71,600	98,265
All personal services, field.....	114,555	114,555	138,546
Deduct subsistence and quarters furnished.....	580	580	570
Deduct legislative reductions.....	113,975	113,975	137,976
01 Personal services (net).....	11,455	17,183	12,030
Deduct amount included in objects below.....	102,520	96,792	125,946
102,520	96,792	125,946	
OTHER OBLIGATIONS			
32 Structures and parts and nonstructural improvements to lands.....	152,798	147,070	140,411
Grand total obligations.....	152,798	147,070	140,411
Deduct on account of public works allotment of.....	-152,798		
Estimated savings and unobligated balances.....		67,000	13,789
Total estimate or appropriation.....		214,070	154,200

【Reconnaissance, national forests: For estimating and appraising timber and other resources on the national forests preliminary to disposal by sale or to the issue of occupancy permits, and for emergency expenses incident to their sale or use, \$68,410】 (U.S.C., title 5, secs. 511, 512; title 16, secs. 471-572; U.S.C., Supp. VI, title 16, secs. 576-576b, 581, 581a, 581f-581i; acts June 9, 1916, 39 Stat., p. 218; Apr. 15, 1930, 46 Stat., pp. 167, 168; Mar. 3, 1933, 47 Stat., p. 1449).

App. 1934, \$68,410

By objects	Obligations		
	Estimate, 1935	Estimate, 1934	Actual, 1933
PERSONAL SERVICES, FIELD			
Professional service:	Posi- Av. tions salary	Posi- Av. tions salary	Posi- Av. tions salary
Grade 3. Associate forester.....	1 \$3,300	1 \$3,300	1 \$3,300
Grade 2. Assistant range examiner.....	0.7 2,900	0.7 2,900	0.7 2,900
Assistant forester.....	0.2 2,600	0.2 2,600	0.2 2,600
Grade 1. Junior range examiner.....	4.3 2,116	4.3 2,116	10 2,071
Junior forester.....			1 2,033
Subprofessional service:			
Grade 8. Chief lumberman.....			1 3,100
Grade 7. Principal forest ranger.....	1 2,400	1 2,400	2 2,450
Grade 6. Senior forest ranger.....	1.6 2,084	1.6 2,084	1.3 2,475
Custodial service:			
Grade 7. Senior auto mechanic.....			0.1 1,860
Total permanent, field.....	8.6 20,075	8.6 20,075	17.3 39,440
Deduct lapses and administrative furloughs.....			100
Net permanent, field.....	20,075	20,075	39,340
Temporary employees, field.....	9,600	9,600	22,187
All personal services, field.....	29,675	29,675	61,527
Deduct subsistence and quarters furnished.....			30
Deduct legislative reductions.....	29,675	29,675	61,497
01 Personal services (net).....	2,968	4,451	6,136
26,707	25,224	55,361	
OTHER OBLIGATIONS			
02 Supplies and materials.....	4,600	4,600	6,009
03 Subsistence and support of persons (service).....	200	200	464
05 Communication service.....	10	10	47
06 Travel expenses.....	2,000	2,000	2,498
07 Transportation of things (service).....	180	180	1,109
08 Printing, binding, engraving, lithographing, photographing, and typewriting.....	100	100	157
11 Rents.....	30	30	43
12 Repairs and alterations.....	200	200	379
30 Equipment.....	430	430	869
32 Structures and parts and nonstructural improvements to lands.....			18
53 Refunds, awards, and indemnities.....			50
Total other obligations.....	7,750	7,750	11,613
Grand total obligations.....	34,457	32,974	66,974
Deduct on account of Public Works allotment of.....	-34,457		
Estimated savings and unobligated balances.....		35,436	10,886
Total estimate or appropriation.....		68,410	77,860
BY ACTIVITIES OR PROJECTS			
1. Timber survey.....	16,374	13,324	40,184
2. Range reconnaissance.....	18,083	19,650	26,790
Deduct on account of Public Works allotment of.....	-34,457		
Total.....		32,974	66,974

【Improvement of the national forests: For the construction and maintenance of roads, trails, bridges, fire lanes, telephone lines, cabins, fences, and other improvements necessary for the proper and economical administration, protection, and development of the national forests, \$987,084, of which amount \$96,800 is reserved for expenditure for the Angeles, Cleveland, Santa Barbara, and San Bernardino National Forests in southern California: *Provided*, That such sum of \$96,800 shall not be expended unless an equal amount is contributed for such work by State, county, municipal, and/or other local interests, to be paid, in whole or in part, in advance of the performance of the work for which this appropriation provides: *Provided further*, That where, in the opinion of the Secretary of Agriculture, direct purchase will be more economical than construction, telephone lines, cabins, fences, and other improvements may be purchased: *Provided further*, That not to exceed \$109,000 may be expended for the construction and maintenance of boundary and range division fences, counting corrals, stock driveways and bridges, the development of stock watering places, and the eradication of poisonous plants on the national forests: *Provided*

further, That not to exceed \$1,000 of this appropriation may be used for the repair and maintenance of the dam at Cass Lake, Minnesota.] (U.S.C., title 5, secs. 511, 512; title 16, secs. 471-572; U.S.C., Supp. VI, title 16, secs. 576-576b, 581, 581a, 581f-581i; acts June 9, 1916, 39 Stat., p. 218; Apr. 15, 1930, 46 Stat., pp. 167, 168; Mar. 3, 1933, 47 Stat., p. 1449).

App. 1934, \$987,084

By objects	Obligations			
	Estimate, 1935		Estimate, 1934	
	Posi- tions	Av. salary	Posi- tions	Av. salary
PERSONAL SERVICES, FIELD				
Professional service:				
Grade 5. Assistant regional forester.....	0.4	\$4,600	0.4	\$4,600
Grade 3. Associate civil engineer.....	0.3	3,300	0.3	3,300
Subprofessional service:				
Grade 8. Assistant forest supervisor.....				0.3 \$3,000
Grade 7. Road foreman.....				0.3 2,400
Shovel runner.....				0.1 2,300
Grade 6. Senior forest ranger.....	2	2,147	2	2,147
Road foreman.....				3.2 2,161
Grade 5. Draftsman.....	0.5	1,800	0.5	1,800
Forest ranger.....				0.4 1,800
Mountain trail-builder operator.....				0.3 1,800
Firebreak foreman.....				0.2 1,800
Grade 4. Mountain tractor driver.....				0.7 1,740
Shovel runner.....				0.1 1,620
Grade 3. Graderman.....				0.4 1,440
Mountain truck driver.....				0.1 1,440
Grade 2. Junior forest game warden.....				0.2 1,260
Grade 1. Head chainman.....				0.2 1,020
Clerical, administrative, and fiscal service:				
Grade 11. Regional fiscal agent.....	0.1	3,800	0.1	3,800
Regional forest inspector.....	0.3	4,000	0.3	4,000
Grade 8. Administrative assistant.....	1	3,000	1	3,000
Grade 7. Junior administrative assistant.....	0.5	3,000	0.5	3,000
Grade 6. Principal clerk.....	1	2,400	1	2,400
Grade 5. Senior clerk.....	0.2	2,000	0.2	2,000
Grade 3. Assistant clerk.....				0.1 1,620
Grade 2. Junior clerk.....	0.4	1,500	0.4	1,500
Custodial service:				
Grade 6. Assistant mechanic.....	0.2	1,680	0.2	1,680
Grade 5. Auto mechanic.....				0.1 1,500
Grade 4. Blacksmith.....				0.5 1,440
Unskilled laborer.....				0.1 1,320
Truck driver.....				0.1 1,320
Grade 3. Watchman.....				0.8 1,500
Unskilled laborer.....				0.1 1,200
Grade 2. Unskilled laborer.....	0.5	1,080	0.5	1,080
Total permanent, field.....	7.4	18,523	7.4	18,523
Deduct lapses and administrative furloughs.....				1,250
Net permanent, field.....		18,523		18,523
Temporary employees, field.....		75,233		75,233
All personal services, field.....		93,756		93,756
Deduct subsistence and quarters furnished.....				64
		93,756		93,756
Deduct legislative reductions.....		9,376		14,063
01 Personal services (net).....		84,380		79,693
Deduct amount included in objects below.....		84,380		79,693
OTHER OBLIGATIONS				
12 Repairs and alterations.....		142,179		137,492
32 Structures and parts and nonstructural improvements to lands.....				640,920
Total other obligations.....		142,179		137,492
Grand total obligations.....		142,179		137,492
Deduct on account of Public Works allotment of.....		-142,179		
Estimated savings and unobligated balances.....				849,592
Total estimate or appropriation.....				987,084
BY ACTIVITIES OR PROJECTS				
1. Protection improvements.....		75,980		74,000
2. Southern California improvements.....		11,914		12,700
3. Range improvements.....		18,482		19,700
4. Administrative improvements.....		35,794		31,092
Deduct on account of Public Works allotment of.....		-142,179		
Total.....				137,492

Emergency Construction (Act July 21, 1932)

By objects	Obligations			
	Estimate, 1935		Estimate, 1934	
	Posi- tions	Av. salary	Posi- tions	Av. salary
PERSONAL SERVICES, FIELD				
Professional service:				
Grade 5. Senior highway engineer.....				0.2 \$4,600
Grade 3. Associate regional engineer.....				0.4 3,600
Associate highway engineer.....				0.2 3,470
Grade 1. Junior forester.....				0.2 2,000
Junior highway engineer.....				0.1 2,150

Salaries and Expenses, Forest Service—Continued.

Emergency Construction (Act July 21, 1932)—Continued

By objects	Obligations			
	Estimate, 1935		Estimate, 1934	
	Posi- tions	Av. salary	Posi- tions	Av. salary
PERSONAL SERVICES, FIELD—continued				
Subprofessional service:				
Grade 8. Superintendent road construction.....				2.9 \$2,953
Assistant forest supervisor.....				0.4 3,100
Chief land examiner.....				3.2 2,781
Grade 7. Assistant forest supervisor.....				0.3 2,800
Shovel runner.....				0.8 2,300
Road foreman.....				0.2 2,300
Superintendent road construction.....				0.5 2,600
Principal engineering inspection superintendent.....				0.6 2,800
Grade 6. Road foreman.....				5.1 2,000
Senior forest ranger.....				1.5 2,066
Senior lumberman.....				0.1 2,100
Senior engineering inspector foreman.....				0.7 2,000
Senior engineering aid.....				0.1 2,220
Grade 5. Tractor operator.....				0.3 1,800
Forest ranger.....				0.7 1,860
Mountain trailbuilder operator.....				4.7 1,841
Road foreman.....				1.5 1,857
Transitman.....				1 1,840
Engineering draftsman.....				0.1 1,812
Grade 4. Firebreak foreman.....				0.1 1,680
Shovel runner.....				0.1 1,620
Road foreman.....				1.6 1,827
Senior levelman.....				0.2 1,620
Grade 3. Mountain tractor driver.....				3 1,509
Graderman.....				1.6 1,514
Grade 2. Mountain truck driver.....				0.9 1,380
Graderman.....				0.7 1,400
Mechanic.....				0.5 1,320
Senior rodman.....				0.1 1,260
Grade 1. Mountain tractor driver.....				0.7 1,020
Mechanic.....				0.4 1,020
Graderman.....				0.8 1,020
Powderman.....				0.4 1,020
Clerical, administrative, and fiscal service:				
Grade 8. Assistant forest supervisor.....				0.4 3,000
Grade 6. Principal clerk.....				0.1 2,500
Grade 4. Clerk.....				0.8 1,822
Grade 3. Assistant clerk.....				0.4 1,711
Grade 2. Junior clerk.....				7.1 1,440
Grade 1. Underclerk.....				1.5 1,260
Custodial service:				
Grade 8. Carpenter.....				0.2 2,000
Grade 7. Senior auto mechanic.....				0.4 1,860
Senior blacksmith.....				0.1 2,100
Grade 6. Assistant mechanic.....				0.3 1,800
Auto mechanic.....				0.5 1,680
Blacksmith-mechanic.....				0.3 1,860
Grade 5. Auto mechanic.....				0.5 1,680
Grade 4. Powderman.....				0.6 1,320
Powder drill operator.....				0.4 1,320
Blacksmith.....				0.9 1,320
Unskilled laborer.....				0.6 1,380
Truck driver.....				0.9 1,440
Grade 3. Unskilled laborer.....				0.5 1,200
Blacksmith.....				0.5 1,380
Grade 2. Unskilled laborer.....				0.7 1,080
Grade 1. Unskilled laborer.....				0.2 840
Total permanent, field.....				54.7 100,555
Deduct lapses and administrative furloughs.....				2,955
Net permanent, field.....				97,600
Temporary employees, field.....				2,501,687
All personal services, field.....				2,599,287
Deduct subsistence and quarters furnished.....				845
				2,598,442
Deduct legislative reductions.....				162,944
01 Personal services (net).....				2,435,498
Deduct amount included in objects below.....				2,435,498
OTHER OBLIGATIONS				
12 Repairs and alterations.....				422,734
32 Structures and parts and nonstructural improvements to lands.....				3,770,558
Total other obligations.....				4,193,292
Grand total obligations.....				4,193,292
Transferred to "Protection and administration national forests".....				+50,000
Net total obligations.....				4,243,292
Estimated savings and unobligated balances.....				756,708
Total estimate or appropriation.....				5,000,000
BY ACTIVITIES OR PROJECTS				
1. Construction of improvements.....				3,770,558
2. Maintenance of improvements.....				422,734
Total.....				4,193,292

FOREST RESEARCH

For forest research in accordance with the provisions of sections 1, 2, 7, 8, 9, and 10 of the Act entitled "An Act to insure adequate supplies of timber and other forest products for the people of the United States, to promote the full use for timber growing and other purposes of forest lands in the United States, including farm wood lots and those abandoned areas not suitable for agricultural production, and to secure the correlation and the most economical conduct of forest research in the Department of Agriculture through research in reforestation, timber growing, protection, utilization, forest economics, and related subjects," approved May 22, 1928 (U.S.C., Supp. [V], VI, title 16, secs. 581, 581a, 581f-581i), as follows (U.S.C., title 5, secs. 511, 512; title 16, secs. 471-572; U.S.C., Supp. VI, title 16, secs. 576-576b, 581, 581a, 581f-581i; acts June 9, 1916, 39 Stat., p. 218; Apr. 15, 1930, 46 Stat., pp. 167, 168; Mar. 3, 1933, 47 Stat., p. 1449):

Forest management: Fire, silvicultural, and other forest investigations and experiments under section 2, at forest experiment stations or elsewhere, [\$492,671] \$392,810 (U.S.C., title 5, secs. 511, 512; title 16, secs. 471-572; U.S.C., Supp. VI, title 16, secs. 576-576b, 581, 581a, 581f-581i; acts June 9, 1916, 39 Stat., p. 218; Apr. 15, 1930, 46 Stat., pp. 167, 168; Mar. 3, 1933, 47 Stat., p. 1449).

Est. 1935, \$392,810

App. 1934, \$492,671

By objects	Obligations					
	Estimate, 1935		Estimate, 1934		Actual, 1933	
PERSONAL SERVICES, DEPARTMENTAL	Posi- tions	Av. salary	Posi- tions	Av. salary	Posi- tions	Av. salary
Professional and scientific service:						
Grade 6. Principal forester.....	0.2	\$6,000	0.2	\$6,000	0.2	\$6,000
Grade 5. Senior silviculturist.....	1	5,200	1	5,200	1	5,200
Senior forester.....	1	4,800	1	4,800	1	4,800
Grade 4. Silviculturist.....	1	3,800	1	3,800	1	3,800
Research administrative officer.....	0.2	4,600	0.2	4,600	0.1	4,600
Grade 3. Associate silviculturist.....	1	3,500	1	3,500	1	3,500
Subprofessional service:						
Grade 7. Principal library assistant.....	1	2,800	1	2,800	1	2,800
Clerical, administrative, and fiscal service:						
Grade 10. Junior administrative officer.....	0.7	3,900	0.7	3,900		
Grade 9. Administrative officer.....	0.7	3,800	0.7	3,800	0.7	3,800
Grade 6. Principal clerk.....	1	2,300	1	2,300	1	2,300
Grade 5. Senior clerk.....	3	2,166	3	2,166	3	2,166
Grade 4. Clerk.....	6	1,900	6	1,900	5	1,920
Grade 3. Assistant clerk.....	4.7	1,647	4.7	1,647	4.2	1,642
Grade 2. Junior operative.....	1	1,500	1	1,500	1	1,500
Total permanent, departmental.....	22.5	56,996	22.5	56,996	20.2	51,038
Deduct lapses and administrative furloughs.....		1,120		1,120		1,946
Net permanent, departmental.....		55,876		55,876		49,092
PERSONAL SERVICES, FIELD						
Professional service:						
Grade 6. Director, forest experiment station.....	1	5,633	1	5,633	0.7	6,000
Principal silviculturist.....	0.3	5,600	0.3	5,600	0.5	5,600
Principal forest economist.....	0.3	5,600	0.3	5,600	0.4	5,600
Principal forest specialist.....					1	6,000
Grade 5. Director, forest experiment station.....	6.5	4,872	6.5	4,872	4	4,900
Senior silviculturist.....	2.2	4,909	2.2	4,909	4.8	4,852
Senior forest ecologist.....	1	5,000	1	5,000	1	5,000
Senior microscopist.....	0.4	5,000	0.4	5,000	0.4	4,800
Timber expert.....					0.1	4,600
Grade 4. Silviculturist.....	7.1	3,993	7.1	3,993	7.6	4,030
Biochemist.....					0.2	4,000
Grade 3. Associate silviculturist.....	13.7	3,319	13.7	3,319	14	3,328
Associate forest ecologist.....	1	3,400	1	3,400	1	3,400
Grade 2. Assistant silviculturist.....	20	2,680	20	2,680	17.8	2,716
Assistant forester.....	1	3,000	1	3,000	1	3,000
Grade 1. Junior forester.....	25.5	2,051	25.5	2,051	26.5	2,024
Subprofessional service:						
Grade 7. Principal engineering draftsman.....					0.2	2,300
Grade 6. Senior forest ranger.....	4	2,000	4	2,000	3.9	2,020
Grade 3. Junior scientific aid.....					0.3	1,440
Grade 2. Under scientific aid.....					0.1	1,260
Grade 1. Field assistant.....					1.3	1,217
Clerical, administrative, and fiscal service:						
Grade 11. Regional forest inspector.....	1	4,000	1	4,000	1	4,000
Forest supervisor.....					0.1	4,000
Grade 7. Junior administrative assistant.....	1.3	2,743	1.3	2,743	1.4	2,671
Grade 6. Principal clerk.....					0.3	2,600
Grade 5. Senior clerk.....	7.2	2,273	7.2	2,273	6.6	2,280
Grade 4. Clerk.....	3	1,853	3	1,853	2.8	1,967
Grade 3. Assistant clerk.....	7.4	1,662	7.4	1,662	7.7	1,682
Assistant computing aid.....	2.5	1,728	2.5	1,728	0.3	1,680
Grade 2. Junior clerk.....	6.8	1,491	6.8	1,491	9.1	1,517
Grade 1. Underclerk.....					0.5	1,320
Custodial service:						
Grade 6. Assistant mechanic.....	1	1,800	1	1,800	1	1,800
Grade 3. Skilled laborer.....	1	1,380	1	1,380	1	1,380
Grade 1. Junior messenger.....					1	600

Salaries and Expenses, Forest Service—Continued.

By objects	Obligations					
	Estimate, 1935		Estimate, 1934		Actual, 1933	
PERSONAL SERVICES, FIELD—continued	Posi- tions	Av. salary	Posi- tions	Av. salary	Posi- tions	Av. salary
Unclassified. Agent.....					1	\$600
Unskilled laborer.....					1	100
Total permanent, field.....	115.2	\$309,919	115.2	\$309,919	121.6	324,108
Deduct lapses and administrative furloughs.....		2,078		2,078		7,473
Net permanent, field.....		307,841		307,841		316,635
Temporary employees, field.....		3,123		3,123		39,766
All personal services, field.....		310,964		310,964		356,401
Total, departmental and field.....		366,840		366,840		405,493
Deduct subsistence and quarters furnished.....		840		840		713
Deduct legislative reductions.....		366,000		366,000		404,780
		36,684		55,026		41,032
01 Personal services (net).....		329,316		310,974		363,748
OTHER OBLIGATIONS						
02 Supplies and materials.....		17,000		17,000		16,692
03 Subsistence and support of persons (service).....		200		200		213
04 Subsistence and care of animals and storage and care of vehicles.....		60		60		60
05 Communication service.....		3,000		3,000		3,237
06 Travel expenses.....		20,382		24,382		60,459
07 Transportation of things (service).....		3,180		3,180		3,152
08 Printing, binding, engraving, lithographing, photographing, and typewriting.....		1,900		1,900		1,904
09 Advertising and publication of notices.....		15		15		12
10 Furnishing of heat, light, power, etc.....		1,000		1,000		909
11 Rents.....		4,000		4,000		9,971
12 Repairs and alterations.....		3,400		3,400		3,374
13 Special and miscellaneous current expenses.....		800		800		842
30 Equipment.....		8,557		8,557		23,403
32 Structures and parts and nonstructural improvements to lands.....						4,798
Total, other obligations.....		63,494		67,494		129,026
Grand total, obligations.....		392,810		378,468		492,774
Received by transfer from "Protection and administration of national forests".....						-9,000
Net total obligations.....		392,810		378,468		483,774
Estimated savings and unobligated balances.....				114,203		50,506
Total estimate or appropriation.....		392,810		492,671		534,280
BY ACTIVITIES OR PROJECTS						
1. Allegheny forest experiment station.....		21,263		20,184		26,178
2. Appalachian forest experiment station.....		32,675		30,997		41,523
3. California forest and range experiment station.....		43,672		41,809		56,388
4. Central States forest experiment station.....		22,398		21,325		27,787
5. Intermountain forest and range experiment station.....		6,745		6,414		9,020
6. In the Rocky Mountain region.....				3,707		4,836
7. Lake States forest experiment station.....		53,780		51,694		70,504
8. Northeastern forest experiment station.....		35,359		33,647		44,019
9. Northern Rocky Mountain forest and range experiment station.....		25,713		24,367		32,990
10. Pacific Northwest forest experiment station.....		24,599		24,314		33,741
11. Southern forest experiment station.....		59,227		56,336		72,914
12. Southwestern forest and range experiment station.....		9,618		8,880		11,618
13. Washington, D.C.....		57,761		54,794		61,256
Total.....		392,810		378,468		492,774
For additional activities in forest management, including aid in application of results and additional research required for work of the Civilian Conservation Corps, from the emergency appropriation "National Industrial Recovery, Agriculture, Forest Service, 1933-35".....				80,024		

Range investigations: Investigations and experiments to develop improved methods of management of forest and other ranges under section 7, at forest or range experiment stations or elsewhere, [\$100,000] \$81,025 (U.S.C., title 5, secs. 511, 512; title 16, secs. 471-572; U.S.C., Supp. VI, title 16, secs. 576-576b, 581, 581a, 581f-581i; acts June 9, 1916, 39 Stat., p. 218; Apr. 15, 1930, 46 Stat., pp. 167, 168; Mar. 3, 1933, 47 Stat., p. 1449).

Est. 1935, \$81,025

App. 1934, \$100,000

Salaries and Expenses, Forest Service—Continued.

By objects	Obligations					
	Estimate, 1935		Estimate, 1934		Actual, 1933	
	Posi- tions	Av. salary	Posi- tions	Av. salary	Posi- tions	Av. salary
PERSONAL SERVICES, DEPARTMENTAL						
Professional and scientific service:						
Grade 5. Inspector of grazing.....	1	\$4,800	1	\$4,800	1	\$4,800
Grade 4. Plant ecologist.....	1	4,200	1	4,200	1	4,200
Grade 2. Assistant forest ecologist.....	1	2,600	1	2,600	1	2,600
Assistant botanist.....	0.7	3,000	0.7	3,000	0.7	3,000
Subprofessional service:						
Grade 4. Assistant scientific aid.....	1	1,740	1	1,740	1	1,740
Clerical, administrative, and fiscal service:						
Grade 4. Clerk.....	1	1,920	1	1,920	1	1,920
Grade 3. Assistant clerk.....	0.4	1,680	0.4	1,680	1	1,920
Total permanent, departmental.....	6.1	17,985	6.1	17,985	6.7	19,180
Deduct lapses and administrative furloughs.....						720
Net permanent, departmental.....		17,985		17,985		18,460
PERSONAL SERVICES, FIELD						
Professional service:						
Grade 6. Director Forest Experiment Station.....	0.1	5,600	0.1	5,600		
Principal silviculturist.....	0.1	5,600	0.1	5,600	0.6	5,833
Grade 5. Director Forest Experiment Station.....	0.1	5,200	0.1	5,200		
Senior range examiner.....	0.5	4,600	0.5	4,600	1	4,600
Senior forest ecologist.....	2	4,600	2	4,600	2	4,600
Grade 3. Associate range examiner.....	4.1	3,358	4.1	3,358	4.6	3,322
Associate forest ecologist.....	1	3,200	1	3,200	1	3,200
Grade 2. Assistant range examiner.....	1	2,900	1	2,900	0.8	2,900
Assistant forest ecologist.....	2	2,650	2	2,650	2	2,650
Assistant silviculturist.....	1	2,600	1	2,600	1	2,600
Grade 1. Junior range examiner.....	5.5	2,029	5.5	2,029	5.8	2,026
Junior forester.....	1	2,000	1	2,000	1	2,000
Subprofessional service:						
Grade 6. Senior forest ranger.....	2	2,100	2	2,100	2	2,100
Clerical, administrative, and fiscal service:						
Grade 7. Junior administrative assistant.....	0.2	2,700	0.2	2,700	0.2	2,700
Grade 6. Principal clerk.....	0.4	2,400	0.4	2,400	0.4	2,400
Grade 5. Senior clerk.....	0.8	2,229	0.8	2,229	0.5	2,142
Grade 4. Clerk.....	0.4	2,060	0.4	2,060	0.8	1,920
Grade 3. Assistant clerk.....	0.9	1,755	0.9	1,755	1.9	1,755
Grade 2. Junior clerk.....					1.2	1,440
Total permanent, field.....	23.1	64,806	23.1	64,806	26.8	73,129
Deduct lapses and administrative furloughs.....		617		617		
Net permanent, field.....		64,189		64,189		73,129
Temporary employees, field.....		1,924		1,924		5,336
All personal services, field.....		66,113		66,113		78,465
Total, departmental and field.....		84,098		84,098		96,925
Deduct subsistence and quarters furnished.....		423		423		110
Deduct legislative reductions.....		83,675		83,675		96,815
		8,410		12,615		10,388
01 Personal services (net).....		75,265		71,060		86,427
OTHER OBLIGATIONS						
02 Supplies and materials.....		1,038		1,038		2,532
03 Subsistence and support of persons (service).....						83
05 Communication service.....		359		359		1,011
06 Travel expenses.....		2,539		2,539		12,119
07 Transportation of things (service).....		400		400		418
08 Printing, binding, engraving, lithographing, photographing, and type-writing.....		300		300		316
11 Rents.....		299		299		746
12 Repairs and alterations.....		300		300		536
13 Special and miscellaneous current expenses.....		31		31		73
30 Equipment.....		494		494		4,813
32 Structures and parts and nonstructural improvements to lands.....						2,084
Total other obligations.....		5,760		5,760		24,731
Grand total obligations.....		81,025		76,820		111,158
Estimated savings and unobligated balances.....				23,180		11,872
Total estimate or appropriation.....		81,025		100,000		123,030
BY ACTIVITIES OR PROJECTS						
1. California Forest and Range Experiment Station.....		11,857		11,293		16,596
2. Intermountain Forest and Range Experiment Station.....		20,718		19,666		30,138
3. North Rocky Mountain Forest and Range Experiment Station.....		5,829		5,531		9,073
4. Southwestern Forest and Range Experiment Station.....		26,365		25,043		36,153
5. Washington, D.C.....		16,266		15,287		19,198
Total.....		81,025		76,820		111,158
For additional activities in Range Investigations, including aid in application of results and additional research required for work of the Civilian Conservation Corps, from the emergency appropriation "National Industrial Recovery, Agriculture, Forest Service, 1933-35".....				48,175		

Forest products: Experiments, investigation, and tests of forest products under section 8, at the Forest Products Laboratory, or elsewhere, **[\$566,791]** \$459,725 (U.S.C., title 5, secs. 511, 512; title 16, secs. 471-572; U.S.C., Supp. VI, title 16, secs. 576-576b, 581, 581a, 581f-581i; acts June 9, 1916, 39 Stat., p. 218; Apr. 15, 1930, 46 Stat., pp. 167, 168; Mar. 3, 1933, 47 Stat., p. 1449).

Est. 1935, \$459,725

App. 1934, \$566,791

By objects	Obligations					
	Estimate, 1935		Estimate, 1934		Actual, 1933	
	Posi- tions	Av. salary	Posi- tions	Av. salary	Posi- tions	Av. salary
PERSONAL SERVICES, DEPARTMENTAL						
Professional and scientific service:						
Grade 6. Principal forester.....	0.8	\$6,000	0.8	\$6,000	0.8	\$6,000
Grade 5. Senior engineer in forest products.....	1	4,800	1	4,800	1	4,800
Senior forester.....	1.5	5,133	1.5	5,133	1.5	5,133
Senior forest economist.....	1	4,800	1	4,800	1	4,800
Grade 3. Associate forester.....	1	3,600	1	3,600	1	3,600
Associate scientific assistant.....	1	3,500	1	3,500	1	3,500
Associate forest products statistician.....	1	3,500	1	3,500	1	3,500
Clerical, administrative, and fiscal service:						
Grade 10. Junior administrative officer.....	0.3	3,900	0.3	3,900	0.9	3,900
Grade 5. Senior clerk.....	1	2,000	1	2,000	1	2,000
Grade 4. Clerk.....	4	1,950	4	1,950	4	1,950
Grade 3. Assistant clerk.....	1	1,680	1	1,680	1.1	1,633
Total permanent, departmental.....	13.6	45,461	13.6	45,461	14.3	47,697
PERSONAL SERVICES, FIELD						
Professional service:						
Grade 8. Special consulting mathematician.....	0.3	8,000	0.3	8,000	0.2	8,000
Grade 6. Director Forest Products Laboratory.....	1	6,000	1	6,000	1	6,000
Principal forest economist.....	0.1	5,600	0.1	5,600	0.2	5,600
Principal engineer.....	3	5,733	3	5,733	2.9	5,764
Principal chemist.....	4	5,700	4	5,700	4	5,700
Principal xylotomist.....	1	5,600	1	5,600	1	5,600
Principal silviculturist.....	0.3	5,600	0.3	5,600	0.2	5,600
Grade 5. Senior forester.....	3.3	4,955	3.3	4,955	3.4	5,034
Senior silviculturist.....	0.2	4,800	0.2	4,800		
Senior engineer.....	9.1	4,938	9.1	4,938	8.3	4,952
Senior chemist.....	3	4,933	3	4,933	3	4,933
Senior physicist.....	1	5,200	1	5,200	1	5,200
Senior wood technologist.....	1	5,000	1	5,000	1	5,000
Senior microscopist.....	0.6	4,800	0.6	4,800	0.6	4,800
Senior technical reviewer.....	2	4,600	2	4,600	2	4,600
Consulting power plant operating engineer.....						0.1 5,200
Grade 4. Engineer.....	4	4,150	4	4,150	3.9	4,190
Chemist.....	2.5	4,400	2.5	4,400	2.9	4,367
Forester.....	1	4,000	1	4,000	1	4,000
Extension forester.....	1	4,000	1	4,000	1	4,000
Wood technologist.....	2	4,300	2	4,300	2	4,300
Biochemist.....	1	4,000	1	4,000	0.7	4,200
Silviculturist.....	1.9	4,342	1.9	4,342	2	4,300
Technical reviewer.....					1	3,800
Grade 3. Associate forester.....	2	3,400	2	3,400	2	3,400
Associate engineer.....	8	3,425	8	3,425	7.9	3,429
Associate chemist.....	1	3,200	1	3,200	1	3,200
Associate wood technologist.....	3	3,400	3	3,400	3	3,400
Grade 2. Assistant forester.....	2	2,950	2	2,950	2.9	2,960
Assistant engineer.....	7	2,843	7	2,843	6.3	2,876
Assistant wood technologist.....	1	2,900	1	2,900	1.9	3,000
Assistant technical writer.....	1	2,900	1	2,900	1	2,900
Assistant physicist.....	1	2,700	1	2,700	0.9	2,800
Assistant chemist.....	3	2,767	3	2,767	2.7	2,694
Grade 1. Junior forester.....	1	2,600	1	2,600	1.2	2,020
Junior engineer.....	3.1	2,164	3.1	2,164	1.7	2,168
Junior chemist.....	9	2,167	9	2,167	7.9	2,136
Junior technologist.....	1	2,000	1	2,000	0.8	2,000
Junior xylotomist.....	1	2,300	1	2,300	1	2,300
Junior agricultural engineer.....					0.9	2,100
Subprofessional service:						
Grade 8. Chief library assistant.....	1	2,800	1	2,800	1	2,800
Grade 7. Principal draftsman.....	1	2,300	1	2,300	0.8	2,400
Grade 6. Senior laboratory aid.....	1	2,400	1	2,400	0.8	2,500
Senior lumber inspector.....	1	2,500	1	2,500	0.9	2,600
Senior library assistant.....	1	2,200	1	2,200	1	2,200
Grade 5. Laboratory aid.....	5	1,872	5	1,872	3.9	1,862
Scientific aid.....	1	1,920	1	1,920	0.8	1,920
Grade 4. Assistant laboratory aid.....	7	1,671	7	1,671	5.8	1,677
Grade 3. Junior scientific aid.....	1	1,440	1	1,440	1	1,560
Junior laboratory aid.....	1	1,500	1	1,500	0.8	1,440
Grade 2. Under scientific helper.....	1	1,260	1	1,260	0.8	1,260
Clerical, administrative, and fiscal service:						
Grade 11. Fiscal agent.....	1	4,000	1	4,000	1	4,000
Grade 9. Senior administrative assistant.....	1	3,300	1	3,300	1	3,300
Grade 7. Junior administrative assistant.....	0.3	2,600	0.3	2,600	0.2	2,600
Deputy fiscal agent.....	1	3,100	1	3,100	1	3,100
Grade 6. Principal clerk.....	1	2,400	1	2,400	1.2	2,360
Grade 5. Senior clerk.....	4.3	2,087	4.3	2,087	4.2	2,027
Photographer.....	1	2,100	1	2,100	1	2,100
Grade 4. Statistical clerk.....	2	1,860	2	1,860	2	1,860
Clerk.....	13	1,832	13	1,832	15	1,828
Grade 3. Assistant clerk.....	9.7	1,679	9.7	1,679	9.6	1,674
Assistant statistical clerk.....	1	1,740	1	1,740	1	1,740
Grade 2. Junior clerk.....	6.3	1,442	6.3	1,442	6.9	1,470
Grade 1. Underclerk.....	2	1,320	2	1,320	1.9	1,361
Underoperator.....	2	1,320	2.9	1,320	1.9	1,334
Under telephone operator.....	1	1,260	1	1,260	1	1,260
Custodial service:						
Grade 9. Assistant chief mechanic.....	1	2,400	1	2,400	0.9	2,600
Grade 8. Principal mechanic.....	2	2,400	2	2,400	1.6	2,500

Salaries and Expenses, Forest Service—Continued.

By objects	Obligations					
	Estimate, 1935		Estimate, 1934		Actual, 1933	
	Posi- tions	Av. salary	Posi- tions	Av. salary	Posi- tions	Av. salary
PERSONAL SERVICES, FIELD—continued						
Custodial service—Continued.						
Grade 7. Senior mechanic.	8	\$1,950	8	\$1,950	6.7	\$1,953
Grade 6. Mechanic.	4	1,755	4	1,755	3.3	1,775
Grade 5. Junior mechanic.	3	1,520	3	1,520	2.5	1,520
Grade 3. Senior laborer.	6	1,270	6	1,270	8	1,282
Guard.	1	1,200	1	1,200	1	1,200
Grade 2. Assistant messenger.	2	1,110	2	1,110	2	1,110
Charwoman.	2.5	1,104	2.5	1,104	2.5	1,104
Grade 1. Junior messenger.	1	600	1	600	1	600
Unclassified. Student assistant.	1.4	480	1.4	480	2	480
Total permanent, field.	186.9	508,925	186.9	508,925	183.5	500,122
Deduct lapses and administrative fur- loughs.		70,017		70,017		5,328
Net permanent, field.		438,908		438,908		494,794
Temporary employees, field.		2,000		2,000		721
All personal services, field.		440,908		440,908		495,515
Total, departmental and field.		486,369		486,369		543,212
Deduct legislative reductions.		48,637		72,955		55,914
01 Personal services (net).		437,732		413,414		487,298
OTHER OBLIGATIONS						
02 Supplies and materials.		4,135		4,135		23,027
03 Subsistence and support of persons (service).						75
05 Communication service.		2,393		2,393		2,451
06 Travel expenses.		9,000		9,000		9,461
07 Transportation of things (service).		2,058		2,058		6,235
08 Printing, binding, engraving, litho- graphing, photographing, and type- writing.		15		15		559
09 Advertising and publication of notices.						5
10 Furnishing of heat, light, power, etc.						7,772
11 Rents.		4,092		4,092		5,995
12 Repairs and alterations.						2,479
13 Special and miscellaneous current ex- penses.						952
30 Equipment.		300		300		7,114
32 Structures and parts and nonstruc- tural improvements to lands.						752
Total other obligations.		21,993		21,993		66,877
Grand total obligations.		459,725		435,407		554,175
Estimated savings and unobligated bal- ances.				131,384		59,465
Total estimate or appropriation.		459,725		566,791		613,640
BY ACTIVITIES OR PROJECTS						
1. California Forest and Range Experi- ment Station.		13,292		12,523		15,887
2. Northern Rocky Mountain Forest and Range Experiment Station.		10,626		10,082		12,837
3. Pacific Northwest Forest Experiment Station.		13,154		12,563		14,680
4. Forest Products Laboratory.		381,083		361,096		466,732
5. Washington, D.C.		41,570		39,143		44,039
Total.		459,725		435,407		554,175

Forest Products Laboratory, Madison, Wis.—

By objects	Obligations					
	Estimate, 1935		Estimate, 1934		Actual, 1933	
	Posi- tions	Av. salary	Posi- tions	Av. salary	Posi- tions	Av. salary
PERSONAL SERVICES, FIELD						
Professional service:						
Grade 5. Senior engineer.					0.6	\$4,800
Grade 2. Assistant engineer.					0.5	2,700
Assistant chemist.					0.2	3,200
Assistant physicist.					0.1	2,600
Grade 1. Junior engineer.					0.3	2,500
Junior chemist.					1.1	2,249
Junior technologist.					0.2	2,000
Subprofessional service:						
Grade 7. Principal draftsman.					0.1	2,300
Grade 6. Senior laboratory aid.					0.2	2,000
Senior lumber inspector.					0.1	2,600
Grade 5. Laboratory aid.					0.8	1,950
Scientific aid.					0.1	1,920
Grade 4. Assistant laboratory aid.					1.1	1,650

Forest Products Laboratory, Madison, Wis.—Continued.

By objects	Obligations					
	Estimate, 1935		Estimate, 1934		Actual, 1933	
	Posi- tions	Av. salary	Posi- tions	Av. salary	Posi- tions	Av. salary
PERSONAL SERVICES, FIELD—continued						
Subprofessional service—Continued.						
Grade 3. Junior scientific aid.					0.1	\$1,440
Junior laboratory aid.					0.2	1,440
Grade 2. Under scientific helper.					0.2	1,260
Clerical, administrative, and fiscal service:						
Grade 5. Senior clerk.					0.1	2,000
Grade 3. Assistant clerk.					0.2	1,680
Grade 2. Junior clerk.					0.1	1,440
Grade 1. Under clerk.					0.1	1,260
Under operative.					0.1	1,260
Custodial service:						
Grade 9. Assistant chief mechanic.					0.1	2,600
Grade 8. Principal mechanic.					0.3	2,400
Grade 7. Senior mechanic.					1.2	1,819
Grade 6. Mechanic.					0.6	1,740
Grade 5. Junior mechanic.					0.5	1,520
Total permanent, field.					9.2	19,956
Temporary employees, field.						6,714
All personal services, field.						26,670
Deduct legislative reductions.						2,264
01 Personal services (net).						24,406
Deduct amount included in objects below.						24,406
OTHER OBLIGATIONS						
32 Structures and parts and nonstructural improvements to lands.				\$961		233,566
Grand total obligations.				961		233,566
1932 appropriations available in 1933.						-235,830
1932 appropriation available in 1934.				-961		
Net total obligations.						-2,264
Estimated savings and unobligated bal- ances.						2,264
Total estimate or appropriation.						

【Forest survey: A comprehensive forest survey under section 9, \$160,067】 (U.S.C., title 5, secs. 511, 512; title 16, secs. 471-572; U.S.C., Supp. VI, title 16, secs. 576-576b, 581, 581a, 581f-581i; acts June 9, 1916, 39 Stat., p. 218; Apr. 15, 1930, 46 Stat., pp. 167, 168; Mar. 3, 1933, 47 Stat., p. 1449).

App. 1934, \$160,067

By objects	Obligations					
	Estimate, 1935		Estimate, 1934		Actual, 1933	
	Posi- tions	Av. salary	Posi- tions	Av. salary	Posi- tions	Av. salary
PERSONAL SERVICES, DEPARTMENTAL						
Professional and scientific service:						
Grade 5. Senior forester.	0.2	\$5,400	0.2	\$5,400	0.2	\$5,400
Grade 4. Research administrative officer.	0.1	4,600	0.1	4,600	0.1	4,600
Grade 2. Assistant forester.	1	2,700	1	2,700	1	2,700
Clerical, administrative, and fiscal service:						
Grade 3. Assistant clerk.	1	1,620	1	1,620	1	1,620
Total permanent, departmental.	2.3	6,020	2.3	6,020	2.3	6,020
PERSONAL SERVICES, FIELD						
Professional service:						
Grade 7. Head forest economist.	1	6,500	1	6,500	1	6,500
Grade 6. Director, Forest Experiment Station.	0.5	5,670	0.5	5,670	0.1	6,000
Principal forest economist.	1	5,600	1	5,600	1.1	5,600
Principal engineer.	1	5,600	1	5,600	1	5,600
Grade 5. Director, Forest Experiment Station.	0.2	4,800	0.2	4,800		
Senior forester.	0.7	4,929	0.7	4,929	0.6	4,600
Senior logging engineer.	1	4,792	1	4,792	1	4,600
Senior forest economist.	1	5,200	1	5,200	1	5,200
Senior silviculturist.					0.2	5,000
Grade 4. Forest economist.	0.7	4,286	0.7	4,286	0.8	4,000
Silviculturist.	1	4,000	1	4,000	1	4,000
Grade 3. Associate silviculturist.	1.3	3,564	1.3	3,564	1	3,300
Associate forest economist.	1	3,200	1	3,200	1	3,200
Timber expert.	3	3,200	3	3,200	2.9	3,218
Associate forester.					1	3,200
Grade 2. Assistant forester.	3	2,700	3	2,700	3	2,700
Assistant forest economist.	1	2,800	1	2,800	1	2,800
Assistant silviculturist.					0.2	2,600
Grade 1. Junior forester.	9.8	2,051	9.8	2,051	13.1	2,029
Junior range examiner.	0.1	2,000	0.1	2,000		
Subprofessional service:						
Grade 8. Chief lumberman.					0.2	2,700
Chief surveyor.					0.2	2,800
Grade 6. Senior forest ranger.					0.2	2,400

Forest Products Laboratory, Madison, Wis.—Continued.

By objects	Obligations			
	Estimate, 1935		Estimate, 1934	Actual, 1933
	Posi- tions	Av. salary	Posi- tions	Av. salary
PERSONAL SERVICES, FIELD—continued				
Subprofessional service—Continued.				
Grade 5. Forest ranger				0.2 \$1,800
Grade 3. Junior scientific aid				0.4 1,440
Clerical, administrative, and fiscal service:				
Grade 6. Principal clerk	1	\$2,600	1	\$2,600
Grade 5. Senior clerk				0.5 2,600
Grade 4. Clerk	0.3	1,800	0.3	1,800
Grade 3. Assistant statistical clerk	0.3	1,680	0.3	1,680
Assistant clerk	1.7	1,655	1.7	1,655
Grade 2. Junior clerk	5.2	1,464	5.2	1,464
Custodial service:				
Grade 1. Messenger	1	600	1	600
Total permanent, field	36.8	104,872	36.8	104,872
Deduct lapses and administrative furloughs		102		215
Net permanent, field		104,770		109,825
Temporary employees, field		814		9,927
All personal services, field		105,584		119,752
Total, departmental and field		111,604		125,772
Deduct subsistence and quarters furnished		17		17
Deduct legislative reductions		111,587		125,772
		11,160		12,901
01 Personal services (net)		100,427		94,847
				112,871
OTHER OBLIGATIONS				
02 Supplies and materials		1,928		1,765
04 Subsistence and care of animals and storage and care of vehicles				8
05 Communication service		537		513
06 Travel expenses		10,047		20,047
07 Transportation of things (service)		560		560
08 Printing, binding, engraving, lithographing, photographing, and type-writing		1,400		1,400
10 Furnishing of heat, light, power, etc.				84
11 Rents		944		944
12 Repairs and alterations		300		300
13 Special and miscellaneous current expenses		50		50
30 Equipment		2,350		2,356
Total other obligations		18,116		28,116
Grand total obligations		118,543		122,963
Deduct on account of Public Works allotment of		-118,543		
Estimated savings and unobligated balances				37,104
				13,893
Total estimate or appropriation				160,067
				170,280
BY ACTIVITIES OR PROJECTS				
1. California Forest and Range Experiment Station		5,464		5,245
2. Lake States Forest Experiment Station		6,547		6,344
3. Northern Rocky Mountain Forest and Range Experiment Station		10,887		10,495
4. Pacific Northwest Forest Experiment Station		40,682		47,955
5. Southern Forest Experiment Station		35,992		34,802
6. Washington, D.C.		18,971		18,122
Total		118,543		122,963
For additional activities in Forest Survey, including aid in application of results, additional surveys required for the work of the Civilian Conservation Corps, and for other emergency unemployment relief measures, from the emergency appropriation "National Industrial Recovery, Agriculture, Forest Service, 1933-35"				325,000

Forest economics: Investigations in forest economics under section 10, [§60,000] \$48,493 (U.S.C., title 5, secs. 511, 512; title 16, secs. 471-572; U.S.C., Supp. VI, title 16, secs. 576-576b, 581, 581a, 581f-581i; acts June 9, 1916, 39 Stat., p. 218; Apr. 15, 1930, 46 Stat., pp. 167, 168; Mar. 3, 1933, 47 Stat., p. 1449).

Est. 1935, \$48,493

App. 1934, \$60,000

Forest Products Laboratory, Madison, Wis.—Continued.

By objects	Obligations			
	Estimate, 1935		Estimate, 1934	Actual, 1933
	Posi- tions	Av. salary	Posi- tions	Av. salary
PERSONAL SERVICES, DEPARTMENTAL				
Professional and scientific service:				
Grade 5. Senior forest economist	1	\$4,800	1	\$4,800
Clerical, administrative, and fiscal service:				
Grade 9. Administrative officer	0.3	3,800	0.3	3,800
Grade 5. Senior clerk	1	2,300	1	2,300
Grade 4. Clerk				1 1,800
Total permanent, departmental	2.3	8,160	2.3	8,160
				3.3 9,960
PERSONAL SERVICES, FIELD				
Professional service:				
Grade 6. Director forest experiment station	0.2	6,000	0.2	6,000
Principal forest economist	1	5,600	1	5,600
Grade 5. Senior forest economist	2	4,600	2	4,600
Senior silviculturist				0.2 4,600
Grade 4. Forest economist	1.2	4,500	1.2	4,500
Forester	1	3,800	1	3,800
Grade 2. Assistant forest economist	2	2,600	2	2,600
Grade 1. Junior forester	2	2,100	2	2,100
Clerical, administrative, and fiscal service:				
Grade 5. Senior clerk	0.1	2,400	0.1	2,400
Grade 4. Clerk	1	2,100	1	2,100
Grade 3. Assistant statistical clerk	0.2	1,620	0.2	1,620
Assistant clerk	0.2	1,680	0.2	1,680
Grade 2. Junior clerk	1.1	1,500	1.1	1,500
Grade 1. Underclerk	0.3	1,260	0.3	1,260
Total permanent, field	12.3	39,660	12.3	39,660
Deduct lapses and administrative furloughs				591
Net permanent, field		39,660		40,695
Temporary employees, field		200		3,350
All personal services, field		39,860		44,045
Total, departmental and field		48,020		54,005
Deduct legislative reductions		4,802		7,203
				5,548
01 Personal services (net)		43,218		40,817
				48,457
OTHER OBLIGATIONS				
02 Supplies and materials		600		600
04 Subsistence and care of animals and storage and care of vehicles				829
05 Communication service		237		237
06 Travel expenses		3,271		3,271
07 Transportation of things (service)		130		130
08 Printing, binding, engraving, lithographing, photographing, and type-writing		50		50
10 Furnishing of heat, light, power, etc.				52
11 Rents		487		487
12 Repairs and alterations				1,568
13 Special and miscellaneous current expenses				92
30 Equipment		500		500
Total other obligations		5,275		5,275
Grand total obligations		48,493		46,092
Estimated savings and unobligated balances				13,908
				6,499
Total estimate or appropriation		48,493		60,000
				70,240
BY ACTIVITIES OR PROJECTS				
1. Lake States forest experiment station		5,275		5,025
2. Pacific Northwest forest experiment station		11,929		11,403
3. Southern forest experiment station		18,759		17,825
4. Washington, D.C.		12,530		11,839
Total		48,493		46,092
For additional activities in Forest Economics, including aid in application of results and additional research required for work of the Civilian Conservation Corps, from the emergency appropriation "National Industrial Recovery, Agriculture, Forest Service, 1933-35"				11,910

In all, salaries and expenses, [\$9,782,942] \$6,989,408; and in addition thereto there are hereby appropriated all moneys received as contributions toward cooperative work under the provisions of section 1 of the Act approved March 3, 1925 (U.S.C., title 16, sec.

572), which funds shall be covered into the Treasury and constitute a part of the special funds provided by the Act of June 30, 1914 (U.S.C. title 16, sec. 498): *Provided*, That not to exceed **\$413,188** \$397,240 may be expended for departmental personal services in the District of Columbia: *Provided further*, That not to exceed \$1,000 may be expended for the contribution of the United States to the cost of the office of the secretariat of the International Union of Forest Research Stations (U.S.C., title 16, secs. 498, 572; act Mar. 3, 1933, 47 Stat., p. 1450).

Estimate 1935, **\$6,989,408**

Appropriated 1934, **\$9,782,942**

Forest Fire Cooperation—

For cooperation with the various States or other appropriate agencies in forest-fire prevention and suppression and the protection of timbered and cut-over lands in accordance with the provisions of sections 1, 2, and 3 of the Act entitled "An Act to provide for the protection of forest lands, for the reforestation of denuded areas, for the extension of national forests, and for other purposes, in order to promote continuous production of timber on lands chiefly valuable therefor," approved June 7, 1924 (U.S.C., title 16, secs. 564-570), as amended, including also the study of the effect of tax laws and the investigation of timber insurance as provided in section 3 of said Act, **\$1,587,513** \$1,198,619, of which **\$21,735** \$23,859 shall be available for departmental personal services in the District of Columbia and not to exceed \$1,500 for the purchase of supplies and equipment required for the purposes of said Act in the District of Columbia (U.S.C., title 16, secs. 564-570; U.S.C., Supp. VI, title 16, secs. 565-568a; act Mar. 3, 1933, 47 Stat., p. 1450).

Estimate 1935, **\$1,198,619**

Appropriated 1934, **\$1,587,513**

By objects	Obligations					
	Estimate, 1935		Estimate, 1934		Actual, 1933	
	Posi- tions	Av. salary	Posi- tions	Av. salary	Posi- tions	Av. salary
PERSONAL SERVICES, DEPARTMENTAL						
Professional service:						
Grade 6. Principal forester.....	0.5	\$6,000	0.5	\$6,000	0.5	\$6,000
Grade 5. Senior forester.....	1	5,090	1	5,090	0.9	5,333
Clerical, administrative, and fiscal service:						
Grade 12. Assistant chief business special- ist.....	1	4,800	1	4,800	1	4,800
Grade 11. Junior administrative officer.....					0.1	3,900
Grade 6. Principal clerk.....	1	2,300	1	2,300	1	2,300
Grade 4. Clerk.....	1	1,920	1	1,920	1	1,920
Grade 3. Assistant clerk.....	3.7	1,865	3.7	1,865	3	1,700
Assistant operative.....					0.8	1,800
Total permanent, departmental.....	8.2	23,859	8.2	23,859	8.3	23,807
PERSONAL SERVICES, FIELD						
Professional service:						
Grade 8. Chief forest tax economist.....	0.1	8,000	0.1	8,000	0.3	8,000
Grade 6. Principal forester.....	1.1	5,697	1.1	5,697	1	5,800
Principal forest economist.....					0.2	5,400
Grade 5. Senior forest economist.....	2	4,600	2	4,600	2	4,600
Senior regional forest inspector.....	6	4,756	6	4,756	5.7	4,778
Assistant regional forester.....	0.5	5,000	0.5	5,000	0.5	5,000
Grade 4. Tax economist.....	1.1	4,116	1.1	4,116	1.2	3,948
Grade 3. Associate statistician.....	1	3,200	1	3,200	1	3,200
Assistant forest economist.....	1	2,600	1	2,600	1.7	2,910
Subprofessional service:						
Grade 3. Junior scientific aid.....					1.1	1,556
Clerical, administrative, and fiscal service:						
Grade 11. Regional forest inspector.....	1	4,200	1	4,200	2	4,300
Grade 5. Senior clerk.....	1	2,200	1	2,200	1	2,200
Grade 4. Clerk.....	1	1,860	1	1,860	1.8	1,900
Grade 3. Assistant clerk.....	5.5	1,647	5.5	1,647	4.5	1,653
Grade 2. Junior clerk.....	1.6	1,440	1.6	1,440	1.6	1,440
Grade 1. Underclerk.....	2.7	1,267	2.7	1,267	2.5	1,272
Total permanent, field.....	25.6	80,468	25.6	80,468	28.1	90,028
Deduct lapses and administrative furloughs.....		5,251				116
Net permanent, field.....		75,217		80,468		89,912
Temporary employees, field.....		1,170		1,170		3,104
All personal services, field.....		76,387		81,638		93,016
Total, departmental and field.....		100,246		105,497		116,823
Deduct legislative reductions.....		10,025		15,824		12,188
01 Personal services (net).....		90,221		89,673		104,635
OTHER OBLIGATIONS						
02 Supplies and materials.....		950		1,000		1,269
05 Communication service.....		300		400		454
06 Travel expenses.....		10,920		13,309		15,097
07 Transportation of things (service).....		100		125		174
11 Rents.....		600		600		777
12 Repairs and alterations.....		200		200		209
13 Special and miscellaneous current ex- penses.....		775		800		826
22 Grants to States.....		1,092,253		1,082,228		1,449,887
30 Equipment.....		2,000		2,000		2,233

Forest Fire Cooperation—Continued.

By objects	Obligations		
	Estimate, 1935	Estimate, 1934	Actual, 1933
OTHER OBLIGATIONS—continued			
32 Structures and parts and nonstructural improvements to lands.....	\$300	\$300	\$310
Total other obligations.....	1,108,398	1,100,962	1,471,236
Grand total obligations.....	1,198,619	1,190,635	1,575,871
Estimated saving and unobligated balances.....		396,878	35,709
Total estimate or appropriation.....	1,198,619	1,587,513	1,611,580
BY ACTIVITIES OR PROJECTS			
1. Taxation inquiry and insurance.....	26,106	35,658	50,859
2. Cooperation with States in forest fire prevention and suppression.....	1,172,513	1,154,977	1,525,012
Total.....	1,198,619	1,190,635	1,575,871

Cooperative Distribution of Forest Planting Stock—

For cooperation with the various States in the procurement, production, and distribution of forest-tree seeds and plants in establishing windbreaks, shelter belts, and farm wood lots upon denuded or nonforested lands within such cooperating States, under the provisions of section 4 of the Act entitled "An Act to provide for the protection of forest lands, for the reforestation of denuded areas, for the extension of national forests, and for other purposes, in order to promote the continuous production of timber on lands chiefly suitable therefor," approved June 7, 1924 (U.S.C., title 16, sec. 567), and Acts supplementary thereto, **\$74,730** \$56,296, of which amount not to exceed **\$1,650** \$1,661 may be expended for departmental personal services in the District of Columbia (U.S.C., title 16, sec. 567; U.S.C., Supp. VI, title 16, secs. 565-569; act Mar. 3, 1933, 47 Stat., p. 1450).

Estimate 1935, **\$56,296**

Appropriated 1934, **\$74,730**

By objects	Obligations					
	Estimate, 1935		Estimate, 1934		Actual, 1933	
	Posi- tions	Av. salary	Posi- tions	Av. salary	Posi- tions	Av. salary
PERSONAL SERVICES, DEPARTMENTAL						
Professional service:						
Grade 5. Senior forester.....	0.3	\$5,000	0.3	\$5,000	0.4	\$5,000
Total permanent, departmental.....	0.3	1,661	0.3	1,661	0.4	1,800
PERSONAL SERVICES, FIELD						
Professional service:						
Grade 5. Senior district forest inspector.....					0.3	4,600
Total permanent, field.....					0.3	1,150
Temporary employees, field.....						595
All personal services, field.....						1,745
Total, departmental and field.....		1,661		1,661		3,545
Deduct legislative reductions.....		196		249		550
01 Personal services (net).....		1,495		1,412		2,995
OTHER OBLIGATIONS						
06 Travel expenses.....		100		100		37
22 Grants to States.....		54,213		54,047		73,309
30 Equipment.....		310		310		310
32 Structures and parts and nonstructural improvements to lands.....		178		178		168
Total other obligations.....		54,801		54,635		73,824
Grand total obligations.....		56,296		56,047		76,819
Estimated savings and unobligated bal- ances.....				18,683		3,141
Total estimate or appropriation.....		56,296		74,730		79,960

Acquisition of Lands for Protection of Watersheds of Navigable Streams—

For the acquisition of additional lands under the provisions of the Act of March 1, 1911 (U.S.C., title 16, secs. 513-519), as amended by the Act of June 7, 1924 (U.S.C., title 16, secs. 564-570), \$85,854, of which amount not to exceed \$16,273 may be expended for departmental personal services and supplies and equipment in the District of Columbia (U.S.C., title 16, secs.

513-519, 564-570; acts Mar. 1, 1911, 36 Stat., p. 961; Apr. 30, 1928, 45 Stat., p. 468; Mar. 3, 1933, 47 Stat., p. 1450).

Appropriated 1934, \$85,854

By objects	Obligations			
	Estimate, 1935	Estimate, 1934	Actual, 1933	
PERSONAL SERVICES, DEPARTMENTAL	Posi- Av. tions salary	Posi- Av. tions salary	Posi- tions	Av. salary
Professional and scientific service:				
Grade 6. Principal attorney.....			1	\$6,000
Grade 5. Senior attorney.....			1	5,000
Clerical, administrative, and fiscal service:				
Grade 5. Clerk.....			2	2,350
Grade 3. Assistant clerk.....			3	1,680
Total permanent, departmental.....			7	19,757
Deduct lapses and administrative furloughs.....				383
Net permanent, departmental.....			7	19,374
PERSONAL SERVICES, FIELD				
Professional service:				
Grade 5. Senior regional forest inspector.....			0.8	4,600
Assistant regional forester.....			0.8	4,800
Grade 3. Associate forester.....			2	3,300
Associate title attorney.....			5	3,320
Associate civil engineer.....			0.2	3,200
Grade 2. Assistant attorney.....			3	2,767
Assistant forester.....			1.8	2,620
Grade 1. Abstractor.....			0.7	2,400
Junior forester.....			8.5	2,200
Subprofessional service:				
Grade 8. Chief land examiner.....			4.6	2,774
Assistant forest supervisor.....			0.1	2,600
Grade 7. Principal draftsman.....			1.4	2,327
Grade 6. Senior transitman.....			3	2,000
Senior forest ranger.....			3.2	2,065
Grade 5. Draftsman.....			1	1,800
Transitman.....			1.8	1,836
Clerical, administrative, and fiscal service:				
Grade 11. Regional fiscal agent.....			0.1	4,000
Forest supervisor.....			0.3	3,800
Regional forest inspector.....			1	4,000
Grade 10. Junior administrative officer.....			0.7	3,600
Forest supervisor.....			1	3,600
Grade 9. Senior administrative assistant.....			0.5	3,200
Forest supervisor.....			1	3,200
Grade 8. Deputy regional fiscal agent.....			0.2	2,900
Grade 7. Assistant forest supervisor.....			0.5	2,600
Grade 6. Title attorney.....			1	3,300
Abstractor.....			2.2	2,496
Grade 5. Abstractor.....			0.5	2,000
Senior clerk.....			1.7	2,098
Grade 4. Clerk.....			2.5	1,860
Grade 3. Assistant clerk.....			3.6	1,660
Grade 2. Junior clerk.....			7.1	1,478
Grade 1. Underclerk.....			0.6	1,320
Total permanent, field.....			63.3	152,530
Deduct lapses and administrative furloughs.....				9,301
Net permanent, field.....				143,229
Temporary employees, field.....				8,897
All personal services, field.....				152,126
Total, departmental and field.....				171,500
Deduct subsistence and quarters furnished.....				200
Deduct legislative reductions.....				17,838
01 Personal services (net).....				153,462
OTHER OBLIGATIONS				
02 Supplies and materials.....				3,432
03 Subsistence and support of persons (service).....				10
05 Communication service.....				1,189
06 Travel expenses.....				12,958
07 Transportation of things (service).....				412
08 Printing, binding, engraving, lithographing, photographing, and type-writing.....				\$145
10 Furnishing of heat, light, power, etc.....				82
11 Rents.....				1,930
12 Repairs and alterations.....				450
13 Special and miscellaneous current expenses.....				33
30 Equipment.....				3,058
31 Lands and interests in land.....				114
32 Structures and parts and nonstructural improvements to lands.....				560
Total other obligations.....				24,373
Grand total obligations.....				177,835
Estimated savings and unobligated balances.....				\$85,854
Total estimate or appropriation.....				200,000
BY ACTIVITIES OR PROJECTS				
1. Examination and purchase of additional forest lands at headwaters of navigable streams.....				177,835

National Industrial Recovery—

By objects	Obligations			
	Estimate, 1935	Estimate, 1934	Actual, 1933	
<i>Transfer from War Department to Department of Agriculture</i>				
PERSONAL SERVICES, DEPARTMENTAL	Posi- Av. tions salary	Posi- Av. tions salary	Posi- tions	Av. salary
Professional service:				
Grade 6. Principal attorney.....	1	\$6,000	1	\$6,000
Grade 5. Senior attorney.....	1	5,000	1	5,000
Senior forest inspector.....	1	4,600	0.7	4,600
Clerical, administrative, and fiscal service:				
Grade 9. Senior administrative assistant.....	0.5	3,200	0.3	3,200
Grade 5. Clerk.....	2	2,350	2	2,350
Grade 4. Clerk.....	2	1,980	1.4	1,980
Grade 3. Assistant clerk.....	4	1,665	3.7	1,665
Total permanent, departmental.....	11.5	32,520	10.1	28,252
Temporary employees, departmental.....		15,860		16,114
All personal services, departmental.....		48,380		44,366
PERSONAL SERVICES, FIELD				
Professional service:				
Grade 5. Senior regional forest inspector.....	0.8	4,600	0.8	4,600
Assistant regional forester.....	0.8	4,800	0.8	4,800
Grade 3. Associate forester.....	2	3,300	2	3,300
Associate title attorney.....	5	3,320	5	3,320
Associate civil engineer.....	0.2	3,200	0.2	3,200
Grade 2. Assistant attorney.....	3	2,767	3	2,767
Assistant forester.....	1.8	2,620	1.8	2,620
Grade 1. Abstractor.....	0.7	2,400	0.7	2,400
Junior forester.....	8.5	2,200	8.5	2,200
Subprofessional service:				
Grade 8. Chief land examiner.....	4.6	2,774	4.6	2,774
Assistant forest supervisor.....	0.1	2,600	0.1	2,600
Grade 7. Principal draftsman.....	1.4	2,327	1.4	2,327
Grade 6. Senior transitman.....	3	2,000	3	2,000
Senior forest ranger.....	3.2	2,065	3.2	2,065
Grade 5. Draftsman.....	1	1,800	1	1,800
Transitman.....	1.8	1,836	1.8	1,836
Clerical, administrative, and fiscal service:				
Grade 11. Regional fiscal agent.....	1	4,000	1	4,000
Forest supervisor.....	0.3	3,800	0.3	3,800
Regional forest inspector.....	1	4,000	1	4,000
Grade 10. Junior administrative officer.....	0.7	3,600	0.7	3,600
Forest supervisor.....	1	3,600	1	3,600
Grade 9. Senior administrative assistant.....	0.5	3,200	0.5	3,200
Forest supervisor.....	1	3,200	1	3,200
Grade 8. Deputy regional fiscal agent.....	0.2	2,900	0.2	2,900
Grade 7. Assistant forest supervisor.....	0.5	2,600	0.5	2,600
Grade 6. Title attorney.....	1	3,300	1	3,300
Abstractor.....	2.2	2,496	2.2	2,496
Grade 5. Abstractor.....	0.5	2,000	0.5	2,000
Senior clerk.....	1.7	2,098	1.7	2,098
Grade 4. Clerk.....	2.5	1,860	2.5	1,860
Grade 3. Assistant clerk.....	3.6	1,660	3.6	1,660
Grade 2. Junior clerk.....	7.1	1,478	7.1	1,478
Grade 1. Underclerk.....	0.6	1,320	0.6	1,320
Total permanent, field.....	63.3	152,530	63.3	152,530
Temporary employees, field.....		753,430		1,470,360
All personal services, field.....		905,960		1,622,890
Total, departmental and field.....		954,340		1,667,256
Deduct subsistence and quarters furnished.....		200		200
Deduct legislative reductions.....		95,140		1,667,056
01 Personal services (net).....		858,706		250,088
OTHER OBLIGATIONS				
02 Supplies and materials.....		8,200		15,910
03 Subsistence and support of persons (service).....		2,500		5,000
04 Subsistence and care of animals and storage and care of vehicles.....		1,000		1,500
05 Communication service.....		1,500		3,000
06 Travel expenses.....		174,896		183,385
07 Transportation of things (service).....		1,500		5,000
08 Printing, binding, engraving, lithographing, photographing, and type-writing.....		1,500		1,500
10 Furnishing of heat, light, power, etc.....		2,500		2,500
11 Rents.....		15,000		15,000
12 Repairs and alterations.....		5,000		5,000
13 Special and miscellaneous current expenses.....		1,500		1,500
30 Equipment.....		10,000		189,115
31 Lands and interests in land.....		5,070,800		12,000,000
Total other obligations.....		5,295,896		12,428,410
Grand total obligations.....		6,154,622		13,845,378
Deduct in 1935 and add in 1934 amount of 1934 appropriation available in 1935.....		-6,154,622		+6,154,622
Received by transfer from Federal Emergency Administration of Public Works.....				20,000,000
Total estimate or appropriation.....				-20,000,000

Total, Forest Service, **[\$11,531,039]** \$8,244,323 of which amount not to exceed **[\$26,835]** \$30,755 shall be available for the purchase of motor-propelled and horse-drawn passenger-carrying vehicles necessary in the conduct of field work outside the District of Columbia, and in addition thereto there is authorized for expenditure from funds provided for carrying out the provisions of the Federal Highway Act of November 9, 1921 (U.S.C., title 23,

secs 21, 23), not to exceed **[\$4,250]** \$5,085 for the purchase of motor-propelled passenger-carrying vehicles for use by the Forest Service in the construction and maintenance of national forest roads.

Annual appropriations, general fund:

Estimate 1935, **\$8,244,323**

Appropriated 1934, **\$11,531,039**

Statement of proposed expenditures for the purchase, maintenance, repair, and operation of motor-propelled and horse-drawn passenger-carrying vehicles in the conduct of the field work of the Department of Agriculture outside of the District of Columbia, for the fiscal year ending June 30, 1935, as required by section 5 of the act of July 16, 1914 (U.S.C., p. 33, sec. 78)

FOREST SERVICE

Appropriation	For purchase						Net cost of new cars	Old vehicles still to be used	Total maintenance, repair, and operation of all cars	Public purpose and users
	New vehicles (motors, unless otherwise indicated)			Old vehicles to be exchanged						
	Number	Description	Gross cost	Number	Description	Allowance (estimated)				
Salaries and expenses.....	45	Sedans.....	\$26,015	{ 25	Sedans.....	\$3,010	\$23,005	124	\$59,150	Forest officers in the protection, administration, utilization, and research work of the national forests.
Do.....	8	Coupes.....	4,310	{ 2	Trucks.....	585	3,725		2,800	
Do.....	5	Coaches.....	2,900	{ 3	6 coupes, 1 cabriolet, 1 phaeton, 1 coupe.	600	2,300		1,750	
Do.....								1 2	100	
Do.....								2 43	2,150	
Do.....	3	Cabriolet.....	1,725				1,725		1,050	Do.
Total.....	61		34,950	{ 36	Passenger vehicles. Trucks.....	4,195	30,755	169	67,000	
Forest fire cooperation.....	1	Sedan.....	750				750	4	1,750	Clark-McNary inspectors in cooperative fire protection.
Do.....	1	Coach.....	600	1	Coach.....	100	500		350	
Total.....	2		1,350	1	Passenger vehicle.	100	1,250	4	2,100	
Forest roads and trails.....	10	Sedans.....	5,800	{ 6	Sedans.....	715	5,085	12	7,700	Forest officers in field supervision of survey construction and maintenance of forest roads and trails.
Do.....				{ 2	Trucks.....			2 4	1,400	
Total.....	10		5,800	{ 6	Passenger vehicles. Trucks.....	715	5,085	16	9,100	
Total, Forest Service.....	73		42,100	{ 43	Passenger vehicles. Trucks.....	5,010	37,090	189	78,200	

¹ Motorcycles.

² Speeders.

³ Coaches

Permanent indefinite appropriation:

Refund to Depositors Excess of Deposits, National Forests Fund—

All money received, by or on account of the Forest Service for timber, or from any other source of forest-reservation revenue, is covered into the Treasury of the United States as a miscellaneous receipt; and there is appropriated so much as may be necessary to make refunds to depositors of money deposited by them in excess of amounts found actually due from them to the United States, and so much as may be necessary to refund to the rightful claimants such sums as may be found to have been erroneously collected for the use of lands, or for timber or other resources sold from lands located within, but not a part of, the national forests, or for alleged illegal acts done upon such lands, which acts are subsequently found to have been proper and legal (U.S.C., title 16, sec. 499).

Estimate 1935, **\$60,000**

Appropriated 1934, **\$75,000**

⁵³ Refunds, awards, and indemnities: Obligations—1935, \$60,000; 1934, \$60,000 (estimated savings and unobligated balance, \$15,000); 1933, \$69,340.

Permanent specific appropriation:

National Forest Reservation Commission—

A sum sufficient to pay the necessary expenses of the commission and its members, not to exceed an annual expenditure of \$25,000, has been appropriated, to be paid out on the audit and order of the president of the commission, which audit and order is

conclusive and binding upon all departments as to the correctness of the accounts of the commission (U.S.C., title 16, secs. 513, 514).

Estimate 1905, **\$2,600**

Appropriated 1934, **\$475**

By objects	Obligations		
	Estimate, 1935	Estimate, 1934	Actual, 1933
02 Supplies and materials.....	\$300	\$300	\$312
06 Travel expenses.....	2,000	2,975	139
08 Printing, binding, engraving, lithographing, photographing, and type-writing.....	300	325	125
Grand total obligations.....	2,600	3,600	576
Deduct amount of 1934 obligations in excess of estimated 1934 appropriation.....		-3,125	
Total estimate or appropriation.....	2,600	475	576

Total, Forest Service, permanent appropriations, general fund:

Estimate 1935, **\$62,600**

Appropriated 1934, **\$75,475**

Total, Forest Service, general fund:

Estimate 1935, **\$8,306,923**

Appropriated 1934, **\$11,606,514**

Special funds:

Payments to States and Territories from the National Forests Fund—

Twenty five per cent of all money received from each forest reserve during any fiscal year is paid at the end thereof by the Secretary of the Treasury to the State or Territory in which the reserve is situated, to be expended as the State or Territorial legislature may prescribe for the benefit of the public schools and public roads of the county or counties in which the forest reserve is situated. When any forest reserve is in more than one State or Territory or county, the distributive share to each from the proceeds of the reserve is proportional to its area therein (*U.S.C., title 16, sec. 500*).

Estimate 1935, **\$660,000**Appropriated 1934, **\$940,000**

By objects	Obligations		
	Estimate, 1935	Estimate, 1934	Actual, 1933
22 Grants to States.....	\$660,000	\$650,861	\$568,257
Add appropriation in excess of obligations.....		+289,139	
Total estimate or appropriation.....	660,000	940,000	568,257

Payments to School Funds, Arizona and New Mexico, National Forests Fund—

At the close of each fiscal year there is paid by the Secretary of the Treasury to each of these two States, as income for its common-school fund, such proportion of the gross proceeds of all the national forests within the State as the area of lands granted to the State for school purposes within these forest reserves may bear to the total area of all national forests within these States (*act June 20, 1910, 36 Stat., p. 561*).

Estimate 1935, **\$28,500**Appropriated 1934, **\$25,000**

By objects	Obligations		
	Estimate, 1935	Estimate, 1934	Actual, 1933
22 Grants to States.....	\$28,500	\$28,456	\$21,221
Deduct obligations in excess of estimates.....		-3,456	
Total.....	28,500	25,000	21,221

[Roads and Trails for States, National Forests Fund]

[An additional 10 per centum of all moneys received from the national forests during each fiscal year is available at the end thereof, to be expended by the Secretary of Agriculture for the construction and maintenance of roads and trails within the national forests in the States from which such proceeds are derived] (*U.S.C., title 16, sec. 501*).

Appropriated 1934, **\$370,000**

By objects	Obligations				
	Estimate, 1935		Estimate, 1934		Actual, 1933
PERSONAL SERVICES, FIELD	Posi- tions	Av. salary	Posi- tions	Av. salary	Posi- tions
Subprofessional service:					
Grade 8. Chief surveyor.....	1	\$2,800	1	\$2,800	0.4
Superintendent road construction.....					2,600
Grade 7. Principal surveyor (draftsman).....	1	2,500	1	2,500	0.5
Superintendent road construction.....					2,300
Grade 6. Senior forest ranger.....					0.2
Road foreman.....	0.4	2,000	0.4	2,000	0.4
Grade 5. Transitman.....					0.1
Road maintenance foreman.....					1,800
Grade 1. Senior rodman.....					1
Subforeman.....					0.2
Clerical, administrative, and fiscal service:					
Grade 12. Regional fiscal agent.....	0.6	4,800	0.6	4,800	0.5
Grade 8. Deputy regional fiscal agent.....	1	3,100	1	3,100	0.5
Grade 7. Junior administrative assistant.....	0.3	3,000	0.3	3,000	
Grade 5. Senior clerk.....	1	2,100	1	2,100	0.5
Custodial service:					
Grade 2. Unskilled laborer.....					0.1
Total permanent, field.....	5.3	15,535	5.3	15,535	4.8
Deduct lapses and administrative furloughs.....					14
Net permanent, field.....		15,535		15,535	10,974

[Roads and Trails for States, National Forests Fund]—Continued.

By objects	Obligations		
	Estimate, 1935	Estimate, 1934	Actual, 1933
PERSONAL SERVICES, FIELD—continued			
Temporary employees, field.....	\$84,330	\$84,330	\$96,501
All personal services, field.....	99,865	99,865	107,475
Deduct subsistence and quarters furnished.....			10
Deduct legislative reductions.....	99,865	99,865	107,465
01 Personal services (net).....	9,986	14,980	7,471
Deduct amount included in objects below.....	89,879	84,885	99,994
89,879	84,885	99,994	
OTHER OBLIGATIONS			
12 Repairs and alterations.....	405,700	245,416	98,818
32 Structures and parts and nonstructural improvements to lands.....		4,584	116,514
Total, other obligations.....	405,700	250,000	215,332
Grand total obligations.....	405,700	250,000	215,332
1932 appropriation available in 1933.....			-390,746
1933 appropriation available in 1934.....		-395,357	+395,357
1934 appropriation available in 1935.....	-405,700	+405,700	
Net total obligations.....		260,343	219,943
Estimated savings and unobligated balances.....			7,360
Actual appropriation 1934 less than 1934 estimate.....		109,657	
Total estimate or appropriation.....		370,000	227,303

Total, Forest Service, special funds:

Estimate 1935, **\$688,500**Appropriated 1934, **\$1,335,000**

Total, Forest Service, general and special funds:

Estimate 1935, **\$8,995,423**Appropriated 1934, **\$12,941,514**

Contributed fund:

Cooperative Work, Forest Service—

All moneys received as contributions toward cooperative work in forest investigations, or the protection and improvement of the national forests, including deposits received from timber purchases to cover the cost to the United States of disposing of brush and other debris resulting from cutting operations in sales of national forest timber, are covered into the Treasury and constitute a special fund, which is appropriated and made available until expended, as the Secretary of Agriculture may direct, for the payment of the expenses of the investigations, protection or improvements by the Forest Service, and for refunds to the contributors of amounts paid in by them in excess of their share of the cost of the investigations, protection, or improvements (*U.S.C., title 16, sec. 498*).

Estimate 1935, **\$2,000,000**Appropriated 1934, **\$1,676,545**

By objects	Obligations				
	Estimate, 1935		Estimate, 1934		Actual, 1933
PERSONAL SERVICES, FIELD	Posi- tions	Av. salary	Posi- tions	Av. salary	Posi- tions
Professional service:					
Grade 5. Senior regional forest inspector.....					0.5
Grade 4. Engineer.....					\$4,600
Chemist.....					0.1
Grade 3. Associate engineer.....					3,800
Logging engineer.....	0.1	\$3,200	0.1	\$3,200	0.1
Associate highway engineer.....	0.3	3,316	0.6	3,316	0.1
Grade 2. Assistant engineer.....					3,200
Assistant chemist.....					0.2
Assistant highway engineer.....					3,406
Grade 1. Junior engineer.....					1.0
Junior forester.....	1.2	2,000	1.2	2,000	0.1
Junior highway engineer.....	0.4	2,027	0.7	2,027	2,600
Subprofessional service:					
Grade 8. Assistant forest supervisor.....	0.2	2,600	0.2	2,600	0.2
Chief engineering inspector superintendent.....					2,000
Chief road survey party.....			0.1	2,700	0.2
Grade 7. Road foreman.....					2,700
Shovel runner.....					0.4
Grade 6. Senior forest ranger.....	1.5	2,217	1.5	2,217	0.3
Road foreman.....	0.5	2,000	0.5	2,000	2,298
Senior engineering inspector foreman.....	0.4	2,049	0.8	2,049	0.2
Senior foreman of road maintenance.....	0.1	2,230	0.2	2,230	2,200
Grade 5. Laboratory aid.....					1.3
Mountain trailbuilder.....					2,049
Lumberman.....	0.4	\$2,100	0.4	\$2,100	0.4
Forest ranger.....	0.5	2,040	0.5	2,040	2,230
Foreman road maintenance.....					0.3
					\$1,800
					0.5
					1,850
					0.2
					1,800
					0.1
					1,980

Cooperative Work, Forest Service—Continued.

By objects	Obligations					
	Estimate, 1935		Estimate, 1934		Actual, 1933	
	Posi- tions	Av. salary	Posi- tions	Av. salary	Posi- tions	Av. salary
PERSONAL SERVICES, FIELD—continued						
Subprofessional service—Continued.						
Grade 4. Assistant forest ranger					0.2	1,620
Mountain tractor driver					1.2	1,632
Shovel runner					0.1	1,620
Senior levelman	0.9	1,690	1.9	1,690	3.1	1,690
Road foreman	0.4	1,620	0.6	1,620	1	1,620
Tractor operator			0.1	1,620	0.2	1,620
Grade 3. Graderman					1	1,500
Forest game warden	0.2	1,560	0.2	1,560	0.2	1,500
Grade 2. Under scientific helper					0.1	1,260
Grade 1. Junior forest game warden	0.4	1,337	0.4	1,337	0.5	1,337
Head chainman	0.9	1,057	1.7	1,057	2.1	1,057
Senior rodman			0.1	1,020	0.3	1,020
Clerical, administrative, and fiscal service:						
Grade 4. Assistant laboratory aid					0.1	1,800
Grade 2. Junior clerk	0.2	1,440	0.2	1,440	0.4	1,660
Custodial service:						
Grade 7. Senior blacksmith					0.2	1,940
Senior mechanic					0.2	1,980
Grade 6. Mechanic					0.1	1,680
Operator	0.1	1,800	0.2	1,800	0.4	1,800
Grade 5. Truck driver					0.9	1,500
Junior mechanic			0.1	1,500	0.2	1,500
Grade 4. Powderman					0.3	1,540
Blacksmith					0.5	1,320
Skilled laborer					1.5	1,515
Grade 3. Unskilled laborer					1.7	1,342
Total permanent, field	8.7	16,707	12.3	23,105	26	47,888
Temporary employees, field		85,700		94,371		180,259
All personal services, field		102,407		117,476		228,147
Deduct subsistence and quarters furnished				70		71
		102,407		117,406		228,076
Deduct legislative reductions		10,241		17,621		24,250
Total cash paid salaries and wages		92,166		99,785		203,826
Deduct amount included in objects below		13,248		25,236		44,648
01 Personal services (net)		78,918		74,549		159,178
OTHER OBLIGATIONS						
02 Supplies and materials		36,000		27,830		36,382
03 Subsistence and support of persons (service)		4,000		3,000		4,099
04 Subsistence and care of animals and storage and care of vehicles		200		100		210
05 Communication service		900		500		970
06 Travel expenses		3,500		2,500		3,541
07 Transportation of things (service)		6,500		5,100		6,650
08 Printing, binding, engraving, lithographing, photographing, and type-writing		15		10		14
10 Furnishing of heat, light, power, etc.		2,000		1,500		2,198
11 Rents		3,763		3,763		7,129
12 Repairs and alterations		46,000		35,000		46,062
13 Special and miscellaneous current expenses		500		400		535
30 Equipment		25,000		25,000		34,160
31 Lands and interests in land						2
32 Structures and parts and nonstructural improvements to lands		1,789,204		1,333,389		1,808,178
52 Repayments of deposits		3,500		3,500		4,091
Total other obligations		1,921,082		1,441,592		1,954,221
Grand total obligations		2,000,000		1,516,141		2,113,399
1932 appropriation available in 1933						—637,538
1933 appropriation available in 1934				—844,102		+844,102
1934 appropriation available in 1935 (estimated)		—844,102		+844,102		
1935 appropriation available in 1936 (estimated)		+844,102				
Net total obligations		2,000,000		1,516,141		2,319,963
Estimated savings and unobligated balances				160,404		24,250
Total estimate or appropriation		2,000,000		1,676,545		2,344,213
BY ACTIVITIES OR PROJECTS						
1. Construction of improvements		1,780,435		1,333,389		1,808,178
2. Maintenance of improvements		46,000		35,000		46,061
3. Prevention and suppression of forest fires		95,000		74,752		192,973
4. Disposal of brush and other debris in timber sale operations		55,065		50,000		39,411
5. Forest investigations		5,000		5,000		6,030
6. Administration		10,000		10,000		11,260
7. Reforestation		5,000		5,000		6,290
8. Refunds to cooperators		3,500		3,000		3,196
Total		2,000,000		1,516,141		2,113,399

Total, Forest Service, general, special and, contributed funds:

Estimate 1935, \$10,995,423

Appropriated 1934, \$14,618,059

National Industrial Recovery, Agriculture, Forest Service—

By objects	Obligations		
	Estimate, 1935	Estimate, 1934	Actual, 1933
PERSONAL SERVICES, DEPARTMENTAL			
Temporary employees, departmental	\$63,651	\$45,778	
PERSONAL SERVICES, FIELD			
Temporary employees, field	3,537,347	5,667,157	
Total, departmental and field	3,601,008	5,712,935	
Deduct legislative reductions	360,101		
Total cash paid salaries and wages	3,240,907	5,712,935	
Deduct amount included in objects below	2,148,049	3,909,871	
01 Personal services (net)	1,092,858	1,803,064	
OTHER OBLIGATIONS			
02 Supplies and materials	1,300,000	2,070,619	
Deduct amount included in objects below	1,197,859	1,907,685	
	102,141	162,934	
03 Subsistence and support of persons (service)	18,400	27,000	
Deduct amount included in objects below	13,120	18,600	
	5,280	8,400	
04 Subsistence and care of animals and storage and care of vehicles	15,200	23,500	
Deduct amount included in objects below	11,680	17,900	
	3,520	5,600	
05 Communication service	39,600	74,015	
Deduct amount included in objects below	29,040	57,215	
	10,560	16,800	
06 Travel expenses	190,400	272,000	
Deduct amount included in objects below	57,591	60,712	
	132,809	211,288	
07 Transportation of things (service)	58,000	97,400	
Deduct amount included in objects below	36,880	63,800	
	21,120	33,600	
08 Printing, binding, engraving, lithographing, photographing, and type-writing	12,000	20,000	
Deduct amount included in objects below	8,128	13,840	
	3,872	6,160	
09 Advertising and publication of notices	2,200	3,750	
Deduct amount included in objects below	440	950	
	1,760	2,800	
10 Furnishing of heat, light, power, etc.	14,400	18,000	
Deduct amount included in objects below	10,880	12,400	
	3,520	5,600	
11 Rents	78,400	99,000	
Deduct amount included in objects below	67,840	82,200	
	10,560	16,800	
13 Special and miscellaneous current expenses	6,000	7,500	
Deduct amount included in objects below	4,592	5,260	
	1,408	2,240	
30 Equipment	108,800	444,000	
Deduct amount included in objects below	76,800	269,000	
	32,000	175,000	

National Industrial Recovery, Agriculture, Forest Service—Contd.

By objects	Obligations		
	Estimate, 1935	Estimate, 1934	Actual, 1933
OTHER OBLIGATIONS—continued			
31 Lands and interest in lands.....	\$12,000	\$15,000	-----
Deduct amount included in objects below.....	6,780	6,600	-----
	5,220	8,400	-----
32 Structures and parts and nonstructural improvements to lands.....	3,478,298	7,326,033	-----
Total other obligations.....	3,812,068	7,981,655	-----
Grand total obligations.....	4,904,926	9,784,719	-----
Add amounts to be used in regular appropriations for:			
General administrative expenses.....	9,786	-----	-----
Protection and administration of national forests.....	441,184	-----	-----
Aerial fire control.....	12,487	-----	-----
Classification of lands.....	1,172	-----	-----
Sanitation and fire prevention.....	19,752	-----	-----
Planting on national forests.....	152,798	-----	-----
Reconnaissance.....	34,457	-----	-----
Improvement of national forests.....	142,179	-----	-----
Forest survey.....	118,543	-----	-----
Soil erosion investigations.....	67,642	-----	-----
Total.....	5,904,926	9,784,719	-----
Deduct in 1935 and add in 1934 amount of 1934 appropriation available in 1935.....	-5,904,926	+5,904,926	-----
		15,689,645	-----
Add amount transferred to Bureau of Biological Survey for rodent control.....		+293,100	-----
Received by transfer from Federal Emergency Administration of Public Works.....		-15,982,745	-----
Total estimate or appropriation.....			-----
BY ACTIVITIES OR PROJECTS			
<i>National Industrial Recovery, Agriculture, Forest Service</i>			
1. Permanent fire breaks.....	554,534	1,075,077	-----
2. Lookout houses, towers and observatories.....	168,744	351,453	-----
3. Telephone lines for fire protection.....	274,076	531,502	-----
4. Range fences, driveways and bridges, water development for stock.....	647,358	1,036,390	-----
5. Public camp ground improvement.....	219,984	383,915	-----
6. Dwellings, barns and offices at isolated stations.....	346,382	554,698	-----
7. Miscellaneous construction, including fences and water development for administrative and research uses, landing fields, small buildings, etc.....	281,627	678,506	-----
8. Eradication of poisonous plants from National Forest ranges.....	67,156	107,546	-----
9. White pine blister rust control.....	515,164	1,189,995	-----
10. Control of tree-destroying insects.....	119,122	190,761	-----
11. Timber stand improvement.....	826,768	1,341,166	-----
12. Planting and tree nurseries.....	107,263	416,464	-----
13. Construction of buildings requiring legislation.....	241,710	387,075	-----
14. Estimating timber resources.....	77,596	170,654	-----
15. Revegetation of forest ranges.....	30,964	49,586	-----
16. Rodent control.....	1,153	1,847	-----
17. Erosion control.....	134,753	324,115	-----
18. Improvement of forest waters for fish protection.....	64,590	103,410	-----
19. Range surveys.....	35,123	85,224	-----
20. Boundary surveys.....	19,797	31,703	-----
21. Surveys needed for forest activities not including topographic quadrangles or General Land Office cadastral surveys.....	171,062	273,938	-----
22. Research:			
Forest management.....		80,024	-----
Range investigation.....		48,175	-----
Forest economics.....		11,910	-----
Forest survey.....		325,000	-----
Soil erosion.....		34,585	-----
Total.....	4,904,926	9,784,719	-----

Emergency Conservation Fund—

By objects	Obligations		
	Estimate, 1935	Estimate, 1934	Actual, 1933
<i>Transfer from War Department to Department of Agriculture for emergency conservation work on national forests</i>			
PERSONAL SERVICES, DEPARTMENTAL			
Temporary employees, departmental.....		\$30,911	\$702
PERSONAL SERVICES, FIELD			
Temporary employees, field.....		11,830,018	882,616
Total departmental and field.....		11,860,929	883,318
Deduct legislative reductions.....		1,779,139	132,497
01 Personal services (net).....		10,081,790	750,821
OTHER OBLIGATIONS			
02 Supplies and materials.....		15,312,461	36,274
05 Communication service.....		100,425	5,100
06 Travel expenses.....		442,384	43,914
07 Transportation of things (service).....		2,014,570	100,000
10 Furnishing of heat, light, power, etc.....		32,468	5,054
11 Rents.....		100,000	10,000
13 Special and miscellaneous current expenses.....		569,756	38,636
30 Equipment.....		5,000,000	330,000
Total other obligations.....		23,572,064	568,978
Grand total obligations.....		33,653,854	1,319,799
Deduct in 1934 and add in 1933 amount of 1933 allotment available in 1934.....		-8,902,654	+8,902,654
		24,751,200	10,222,543
Received by transfer from Emergency Conservation Fund from War Department.....		-24,751,200	10,222,543
Total estimate or appropriation.....			-----
<i>Transfer from War Department to Department of Agriculture for emergency conservation work in Alaska</i>			
PERSONAL SERVICES, FIELD			
Temporary employees, field ¹		160,446	7,308
Deduct legislative reductions.....		6,712	384
01 Personal services (net).....		153,734	6,924
OTHER OBLIGATIONS			
02 Supplies and materials.....		139,802	4,181
05 Communication service.....		4,000	400
06 Travel expenses.....		1,490	360
07 Transportation of things (service).....		11,306	62
10 Furnishing of heat, light, power, etc.....		400	60
11 Rents.....		100	-----
13 Special and miscellaneous current expenses.....		1,430	70
30 Equipment.....		80,000	-----
Total other obligations.....		238,528	5,133
Grand total obligations.....		392,262	12,057
Deduct in 1934 and add in 1933 amount of 1933 allotment available in 1934.....		-28,790	+28,790
		363,472	40,847
Received by transfer from emergency conservation fund from War Department.....		-363,472	-40,847
Total estimate or appropriation.....			-----
<i>Transfer from War Department to Department of Agriculture for emergency conservation work on State, municipal, and private lands.</i>			
PERSONAL SERVICES, DEPARTMENTAL			
Temporary employees, departmental.....		19,224	948
PERSONAL SERVICES, FIELD			
Temporary employees, field.....		13,115,691	17,500
Total, departmental and field.....		13,134,915	18,448
Deduct legislative reductions.....		1,970,237	2,767
01 Personal services (net).....		11,164,678	15,681

¹ Includes pay and allowances of enrolled members of Civilian Conservation Corps not subject to legislative reductions as follows: 1934, \$115,700; 1933, \$4,750.

Emergency Conservation Fund—Continued.

By objects	Obligations		
	Estimate, 1935	Estimate, 1934	Actual, 1933
OTHER OBLIGATIONS			
02 Supplies and materials.....		\$12,387,062	\$3,988
05 Communication service.....		133,000	
06 Travel expenses.....		507,847	3,095
07 Transportation of things (service).....		1,688,170	
10 Furnishing of heat, light, power, etc.....		35,793	602
11 Rents.....		75,000	
13 Special and miscellaneous current expenses.....		164,589	540
30 Equipment.....		4,125,445	1,469
Total other obligations.....		19,126,936	9,694
Grand total obligations.....		30,291,614	25,375
Deduct in 1934 and add in 1933 amount of 1933 allotment available in 1934.....		-7,458,180	+7,458,180
Received by transfer from emergency conservation fund from War Department.....		22,833,434	7,483,555
Total estimate or appropriation.....		-22,833,434	-7,483,555
<i>Transfer from War Department to Department of Agriculture for emergency conservation work on Oregon and California grant lands</i>			
PERSONAL SERVICES, FIELD			
Temporary employees, field.....		\$242,724	\$863
Deduct legislative reductions.....		36,408	129
01 Personal services (net).....		206,316	734
OTHER OBLIGATIONS			
02 Supplies and materials.....		110,240	
05 Communication service.....		5,430	20
06 Travel expenses.....		2,190	310
07 Transportation of things (service).....		14,650	520
10 Furnishing of heat, light, power, etc.....		1,030	80
11 Rents.....		3,000	
13 Special and miscellaneous current expenses.....		10,000	100
30 Equipment.....		97,000	
Total other obligations.....		243,540	1,030
Grand total obligations.....		449,856	1,764
Deduct in 1934 and add in 1933 amount of 1933 allotment available in 1934.....		-342,161	+342,161
Received by transfer from Emergency Conservation Fund from War Department.....		107,695	343,925
Total estimate or appropriation.....		-107,695	-343,925
<i>Transfer from War Department to Department of Agriculture for emergency conservation work in Puerto Rico</i>			
PERSONAL SERVICES, FIELD			
Temporary employees, field ¹		1 260,335	15
Deduct legislative reduction in compensation.....		4,910	
01 Personal services (net).....		255,425	15
OTHER OBLIGATIONS			
02 Supplies and materials.....		10,000	126
05 Communication service.....		750	
06 Travel expenses.....		4,800	
07 Transportation of things (service).....		3,150	600
10 Furnishing of heat, light, power, etc.....		130	
11 Rents.....		400	
13 Special and miscellaneous current expenses.....		500	
30 Equipment.....		6,168	
Total other obligations.....		25,898	726
Grand total obligations.....		281,323	741
Deduct in 1934 and add in 1933 amount of 1933 allotment available in 1934.....		-44,459	+44,459
Received by transfer from Emergency Conservation Fund from War Department.....		236,864	45,200
Total estimate or appropriation.....		-236,864	-45,200

¹ Includes pay and allowances of enrolled members of Civilian Conservation Corps, not subject to legislative reductions as follows: 1934, \$227,600; 1933, \$15.

BUREAU OF CHEMISTRY AND SOILS

Salaries and Expenses, Bureau of Chemistry and Soils—

For all necessary expenses connected with the investigations, experiments, and demonstrations hereinafter authorized, independently or in cooperation with other branches of the Department of Agriculture, other departments or agencies of the Federal Government, States, State agricultural experiment stations, universities and other State agencies and institutions, counties, municipalities, business or other organizations and corporations, individuals, associations, and scientific societies, including the employment of necessary persons and means in the city of Washington and elsewhere; rent outside the District of Columbia, and other necessary supplies and expenses, and for erection, alteration, and repair of buildings outside of the District of Columbia at a total cost not to exceed \$5,000, as follows (*U.S.C., title 5, secs. 511, 512, 524; act Mar. 3, 1933, 47 Stat., p. 1451*):

General administrative expenses: For necessary expenses for general administrative purposes, including the salary of chief of bureau and other personal services in the District of Columbia, [**\$89,903**] **\$84,402** (*U.S.C., title 5, secs. 511, 512, 524; act Mar. 3, 1933, 47 Stat., p. 1451*).

Est. 1935, \$84,402.

App. 1934, \$89,903

By objects	Obligations					
	Estimate, 1935		Estimate, 1934		Actual, 1933	
PERSONAL SERVICES, DEPARTMENTAL	Posi- tions	Av. salary	Posi- tions	Av. salary	Posi- tions	Av. salary
Professional service:						
Grade 8. Chief of bureau.....	1	\$8,000	1	\$8,000	1	\$8,000
Grade 7. Assistant chief of bureau.....	0.5	7,000	0.5	7,000	0.5	7,000
Grade 3. Associate industrial engineer.....	1	3,600	1	3,600	1	3,600
Clerical, administrative, and fiscal service:						
Grade 12. Senior administrative officer.....	1	4,800	1	4,800	1	4,800
Grade 9. Senior administrative assistant. Editor.....	1	3,600	1	3,600	1	3,600
	1	3,300	1	3,300	1	3,300
Grade 8. Administrative assistant.....	1	3,300	1	3,300	1	3,300
Grade 6. Principal clerk.....	5	2,380	5	2,380	5	2,380
Grade 5. Senior clerk.....	3	2,333	3	2,333	3	2,333
Senior clerk-stenographer.....	0.3	2,000	0.3	2,000	0.3	2,000
Grade 4. Clerk-stenographer.....	1	2,160	1	2,160	1	2,160
Clerk.....	3	1,940	3	1,940	3	1,940
Grade 3. Assistant clerk-stenographer.....	4	1,695	4	1,695	4	1,695
Assistant clerk.....	2	1,650	2	1,650	2	1,650
Grade 2. Junior clerk-typist.....	3	1,540	3	1,540	3	1,540
Junior clerk.....	1	1,620	1	1,620	1	1,620
Grade 1. Underclerk.....	1	1,260	1	1,260	1	1,260
Underclerk-typist.....	1	1,260	1	1,260	1	1,260
Custodial service:						
Grade 2. Junior laborer.....	4	1,200	4	1,200	4	1,200
Junior laborer (charwoman, 50 cents an hour).....	1	625	1	625	1	625
Grade 1. Junior messenger.....	1	600	1	600	1	600
Total permanent, departmental.....	36.8	82,444	36.8	82,444	36.8	82,644
Deduct lapses and administrative furloughs.....		100		500		332
Net permanent, departmental.....		82,344		81,944		82,312
Temporary employees, departmental.....		800		800		608
All personal services, departmental.....		83,144		82,744		82,920
Deduct legislative reductions.....		8,314		12,411		8,658
01 Personal services (net).....		74,830		70,333		74,262
OTHER OBLIGATIONS						
02 Supplies and materials.....		1,700		1,700		1,193
05 Communication service.....		450		450		445
06 Travel expenses.....		1,450		1,450		1,445
07 Transportation of things.....		40		40		41
08 Printing, etc.....		100		100		107
11 Rents.....		15		15		18
12 Repairs and alterations.....		220		220		120
13 Special and miscellaneous current ex- penses.....		3,350		3,350		346
30 Equipment.....		2,247		2,647		1,455
Total other obligations.....		9,572		9,972		5,170
Grand total obligations.....		84,402		80,305		79,432
Estimated savings and unobligated bal- ances.....				9,598		17,288
Total estimate or appropriation.....		84,402		89,903		96,720

Agricultural chemical investigations: For conducting the investigations contemplated by the Act of May 15, 1862 (*U.S.C., title 5, secs. 511, 512*), relating to the application of chemistry to agriculture; for the biological, chemical, physical, microscopical, and technological investigation of foods, feeds, drugs, and insecti-

cides and substances used in the manufacture thereof, including investigations of the physiological effects of such products; for the investigation and development of methods for the manufacture of sugars and sugar sirups and the utilization of new agricultural materials for such purposes; for investigation of the action and changes produced by microorganisms, including molds and fungi; for investigation and development of methods for the utilization of agricultural wastes and residues, in cooperation with the Bureau of Standards, Department of Commerce, without duplication of work; for investigation and development of methods for the prevention of heating of agricultural products and the prevention of farm fires and fires in cotton gins, cotton-oil mills, grain elevators, and other structures, and to cooperate with associations and scientific societies in the development of methods of analysis, **[\$410,000]** \$304,870 (U.S.C., title 5, secs. 511, 512, 524; act Mar. 3, 1933, 47 Stat., p. 1451).

Est. 1935, \$304,870

App. 1934, \$410,000

By objects	Obligations					
	Estimate, 1935		Estimate, 1934		Actual, 1933	
PERSONAL SERVICES, DEPARTMENTAL	Posi- tions	Av. salary	Posi- tions	Av. salary	Posi- tions	Av. salary
Professional service:						
Grade 7. Assistant chief of bureau	0.3	\$7,000	0.3	\$7,000	0.3	\$7,000
Grade 6. Principal chemist	3.3	5,800	3.3	5,800	3.3	5,800
Grade 5. Senior chemist	8.2	4,644	8.2	4,644	8.2	4,644
Senior bacteriologist	1	4,600	1	4,600	1	4,600
Senior biochemist	1	4,600	1	4,600	1	4,600
Grade 4. Chemist	2	4,100	2	4,100	2	4,100
Technologist	1	3,800	1	3,800	1	3,800
Engineer	1	3,800	1	3,800	1	3,800
Grade 3. Associate chemist	9.4	3,300	11.4	3,300	11.4	3,300
Associate hide specialist	1	3,300	1	3,300	1	3,300
Associate microscopist	1	3,300	1	3,300	1	3,300
Associate bacteriologist	3	3,200	3	3,200	3	3,200
Grade 2. Assistant chemist	9	2,678	10	2,670	10	2,670
Assistant bacteriologist	3	2,633	3	2,633	3	2,633
Assistant hide specialist	1	2,600	1	2,600	1	2,600
Assistant sugar technologist	1	2,600	1	2,600	1	2,600
Assistant engineer	2	2,600	3	2,033	3	2,033
Grade 1. Junior chemist	2	2,050	3	2,033	3	2,033
Subprofessional service:						
Grade 7. Principal laboratory mechanic	2	2,500	2	2,500	2.8	2,433
Grade 6. Senior scientific aid	0.3	2,000	0.3	2,000	0.3	2,000
Grade 5. Laboratory mechanic	1	1,860	1	1,860	1	1,860
Engineering draftsman	1	1,800	1	1,800	1	1,800
Grade 4. Assistant scientific aid	2	1,800	2	1,800	2	1,800
Grade 3. Junior scientific aid	1	1,800	1	1,800	1	1,800
Grade 2. Under scientific helper	1.5	1,440	1.5	1,440	1.5	1,440
Grade 1. Minor scientific helper	11	1,125	11.2	1,125	13.3	1,140
Clerical, administrative, and fiscal service:						
Grade 6. Principal clerk	2	2,900	2	2,900	2	2,900
Grade 5. Senior clerk	2	2,250	2	2,250	2	2,250
Senior clerk-stenographer	0.6	2,000	0.6	2,000	0.9	2,000
Grade 4. Clerk-stenographer	1	1,860	1	1,860	1	1,860
Grade 3. Senior stenographer	2.9	1,640	3.6	1,650	5.2	1,660
Assistant clerk-stenographer	2	1,740	2	1,740	2	1,740
Assistant clerk	1	1,680	1	1,680	1	1,680
Grade 2. Junior clerk	0.3	1,680	0.3	1,680	1.4	1,710
Grade 1. Underclerk	1	1,260	1	1,260	1	1,260
Custodial service:						
Grade 9. Assistant mechanical superintendent	1	2,700	1	2,700	1	2,700
Grade 3. Minor custodian	2	1,380	2	1,380	2	1,380
Senior laborer	1	1,260	1	1,260	1	1,260
Grade 2. Junior laborer	1	1,200	1	1,200	2	1,140
Junior laborer (charwomen, 50 cents an hour)	2	460	2	460	2	460
Grade 1. Junior messenger					0.5	600
Total permanent, departmental	85.5	230,217	93.7	251,123	101.1	263,801
Deduct lapses and administrative furloughs		4,800		500		150
Net permanent, departmental		225,417		250,623		263,651
Temporary employees, departmental		1,000		1,500		2,498
All personal services, departmental		226,417		252,123		266,149
PERSONAL SERVICES, FIELD						
Professional service:						
Grade 5. Senior chemist	2	4,800	2	4,800	2	4,800
Senior toxicologist	1	5,000	1	5,000	1	5,000
Senior chemical engineer	1	4,600	1	4,600	1	4,600
Grade 4. Chemist	2	4,000	3	3,933	3	3,933
Grade 3. Associate chemist	3	3,300	3	3,300	3	3,300
Grade 2. Assistant chemist	1	2,600	1	2,600	1	2,600
Grade 1. Junior chemist	3	2,300	3	2,300	3	2,300
Junior bacteriologist	1	2,000	1	2,000	1	2,000
Cooperative agents	2	2,000	2	2,000	2	2,000
Subprofessional service:						
Grade 4. Assistant laboratory mechanic	1	1,860	1	1,860	1	1,860
Grade 3. Junior scientific aid	1	1,440	1	1,440	1	1,440
Grade 2. Under scientific helper	1	1,380	1	1,380	1	1,380
Clerical, administrative, and fiscal service:						
Grade 4. Clerk	1	1,860	1	1,860	1	1,860
Clerk-stenographer (half time)	2	480	3	500	2.4	500
Custodial service:						
Grade 1. Unskilled laborer	1	900	2	900	2	900
Total permanent, field	22	59,000	26	66,239	25.4	68,008

Salaries and Expenses, Bureau of Chemistry and Soils—Continued.

By objects	Obligations		
	Estimate, 1935	Estimate, 1934	Actual, 1933
PERSONAL SERVICES, FIELD—continued			
Deduct lapses and administrative furloughs	\$1,000	\$100	\$30
Net permanent, field	58,000	66,139	67,978
Temporary employees, field	9,000	9,600	9,663
All personal services, field	67,000	75,739	77,641
Total, departmental and field	293,417	327,862	343,790
Deduct legislative reductions	29,342	49,179	36,975
01 Personal services (net)	264,075	278,683	306,815
OTHER OBLIGATIONS			
02 Supplies and materials	11,700	14,000	17,192
05 Communication service	1,300	1,300	1,392
06 Travel expenses	10,000	14,000	18,075
07 Transportation of things	2,750	2,750	2,756
08 Printing, etc.	250	250	255
10 Heat, light, power, water, and electricity	2,000	2,000	2,193
11 Rents	1,360	1,360	1,606
12 Repairs and alterations	1,700	1,800	1,969
13 Special and miscellaneous current expenses	1,300	2,000	2,406
30 Equipment	8,435	12,357	16,718
Total other obligations	40,795	51,817	64,562
Grand total obligations	304,870	330,500	371,377
Estimated savings and unobligated balances		79,500	82,322
Total estimate or appropriation	304,870	410,000	453,699
BY ACTIVITIES OR PROJECTS			
1. Carbohydrates	60,900	64,745	74,648
2. Food research	86,445	93,595	102,620
3. Fruit and vegetable utilization	43,680	47,415	52,824
4. Industrial farm products	59,940	68,585	82,461
5. Lignin	8,580	9,385	10,221
6. Oil, fat, and wax	8,525	8,405	8,550
7. Protein and nutrition	24,580	26,180	27,693
8. Farm fires	12,220	12,190	12,360
Total	304,870	330,500	371,377

Color investigations: For investigation and experiment in the utilization, for coloring, medicinal, and technical purposes, of raw materials grown or produced in the United States, **[\$69,000]** \$63,255 (U.S.C., title 5, secs. 511, 512, 524; act Mar. 3, 1933, 47 Stat., p. 1451).

Est. 1935, \$63,255

App. 1934, \$69,000

By objects	Obligations					
	Estimate, 1935		Estimate, 1934		Actual, 1933	
PERSONAL SERVICES, DEPARTMENTAL	Posi- tions	Av. salary	Posi- tions	Av. salary	Posi- tions	Av. salary
Professional service:						
Grade 7. Assistant chief of bureau	0.2	\$7,000	0.2	\$7,000	0.2	\$7,000
Grade 6. Principal chemist	1	5,800	1	5,800	1	5,800
Grade 5. Senior chemist	1	4,600	1	4,600	1	4,600
Grade 4. Chemist	2	3,900	2	3,900	2	3,900
Grade 3. Associate chemist	3	3,300	3	3,300	3	3,300
Grade 2. Assistant mycologist	1	2,600	1	2,600	1	2,600
Assistant chemist	2	2,600	2	2,600	2	2,600
Assistant librarian	0.5	2,700	0.5	2,700	0.5	2,700
Grade 1. Junior mycologist	1	2,000	1	2,000	1	2,000
Junior chemist	4	2,000	4	2,000	4	2,000
Subprofessional service:						
Grade 7. Principal mechanic	1	2,800	1	2,800	1	2,800
Grade 4. Assistant scientific aid	1	1,620	1	1,620	1	1,620
Grade 1. Minor scientific helper	2	1,080	2	1,080	2.1	1,060
Clerical, administrative, and fiscal service:						
Grade 5. Senior clerk	1	2,500	1	2,500	1	2,500
Grade 4. Clerk					0.1	2,040
Clerk-stenographer	0.5	1,800	0.5	1,800	0.5	1,800
Grade 3. Senior stenographer	1	1,620	1	1,620	1.2	1,680
Custodial service:						
Grade 6. Mechanic (carpenter)	1	1,740	1	1,740	1	1,740
Grade 2. Junior laborer	2	1,200	2	1,200	2.8	1,180
Total permanent, departmental	25.2	64,390	25.2	64,390	26.4	64,823
Deduct lapses and administrative furloughs						1,114
Net permanent, departmental		64,390		64,390		63,709

Salaries and Expenses, Bureau of Chemistry and Soils—Continued.

By objects	Obligations		
	Estimate, 1935	Estimate, 1934	Actual, 1933
PERSONAL SERVICES, FIELD			
Temporary employees, field.....	\$700	\$700	\$716
Total, departmental and field.....	65,090	65,090	64,425
Deduct legislative reductions.....	6,509	9,764	7,000
01 Personal services (net).....	58,581	55,326	57,425
OTHER OBLIGATIONS			
02 Supplies and materials.....	3,000	3,000	5,067
05 Communication service.....	175	175	263
06 Travel expenses.....	60	60	64
07 Transportation of things.....	30	30	42
08 Printing, etc.....			8
10 Heat, light, power, water, and electricity.....	500	500	654
12 Repairs and alterations.....	50	50	65
13 Special and miscellaneous current expenses.....	200	200	415
30 Equipment.....	659	659	1,491
Total other obligations.....	4,674	4,674	8,069
Grand total obligations.....	63,255	60,000	65,494
Estimated savings and unobligated balances.....		9,000	9,506
Total estimate or appropriation.....	63,255	69,000	75,000

Insecticide and fungicide investigations: For the investigation and development of methods of manufacturing insecticides and fungicides, and for investigating chemical problems relating to the composition, action, and application of insecticides and fungicides, **[\$109,563] \$87,920 (U.S.C., title 5, secs. 511, 512, 524; act Mar. 3, 1933, 47 Stat., p. 1451).**

Est. 1935, \$87,920

App. 1934, \$109,563

By objects	Obligations					
	Estimate, 1935		Estimate, 1934		Actual, 1933	
PERSONAL SERVICES, DEPARTMENTAL	Posi- tions	Av. salary	Posi- tions	Av. salary	Posi- tions	Av. salary
Professional service:						
Grade 6. Principal chemist	1.5	\$5,800	1.5	\$5,800	1.5	\$5,800
Grade 5. Senior chemist	4	4,600	4	4,600	4	4,600
Grade 4. Chemist	2	3,900	2	3,900	2	3,900
Engineer					0.2	3,800
Grade 3. Associate chemist	5	3,240	5	3,240	5	3,240
Associate dust explosion pre- vention engineer					0.2	3,200
Associate chemical engineer					0.3	3,500
Grade 2. Assistant librarian	0.5	2,700	0.5	2,700	0.5	2,700
Assistant chemist	2	2,650	2	2,650	2.3	2,667
Subprofessional service:						
Grade 4. Assistant scientific aid	4	1,635	4	1,635	4	1,635
Grade 1. Minor scientific helper	1	1,020	2	1,020	2	1,020
Clerical, administrative, and fiscal service:						
Grade 5. Senior clerk-stenographer	1	2,000	1	2,000	1	2,000
Grade 4. Clerk	0.6	2,040	0.6	2,040	0.5	2,040
Grade 3. Senior stenographer	2.5	1,720	2.5	1,720	2.5	1,720
Assistant clerk	0.5	1,680	0.5	1,680	0.5	1,680
Custodial service:						
Grade 3. Senior laborer	1	1,200	1	1,200	1	1,200
Grade 2. Junior laborer	1	1,080	1	1,080	1	1,080
Assistant messenger	0.5	1,080	0.5	1,080	0.5	1,080
Junior laborer (charwomen, 50 cents an hour)	4	460	4	460	4	460
Grade 1. Junior messenger					0.3	600
Total permanent, departmental	31.1	78,334	32.1	79,354	33.3	82,552
Deduct lapses and administrative fur- loughs		150		150		460
Net permanent, departmental		78,184		79,204		82,092
PERSONAL SERVICES, FIELD						
Professional service:						
Grade 4. Chemist			1	3,800	1.4	3,800
Grade 2. Assistant chemist	2	2,800	2	2,800	2	2,800
Grade 1. Junior chemist	2	2,100	2.5	2,067	2.5	2,067
Subprofessional service:						
Grade 4. Assistant scientific aid			1	1,620	1	1,620
Total permanent, field	4	9,800	6.5	16,188	6.9	17,897
Deduct lapses and administrative furloughs				333		167
Net permanent, field		9,800		15,855		17,730
Temporary employees, field		660		1,500		1,111
All personal services, field		10,460		17,355		18,841
Total departmental and field		88,644		96,559		100,933
Deduct legislative reductions		8,864		14,484		10,177
01 Personal services (net)		79,780		82,075		90,756

Salaries and Expenses, Bureau of Chemistry and Soils—Continued.

By objects	Obligations		
	Estimate, 1935	Estimate, 1934	Actual, 1933
OTHER OBLIGATIONS			
02 Supplies and materials.....	\$3,800	\$5,300	\$5,292
05 Communication service.....	265	265	263
06 Travel expenses.....	1,200	2,000	2,036
07 Transportation of things.....	385	385	382
08 Printing, etc.....	110	110	104
10 Heat, light, power, water, and electricity.....	165	165	153
11 Rents.....	500	500	493
12 Repairs and alterations.....	350	350	305
13 Special and miscellaneous current expenses.....	50	50	51
30 Equipment.....	1,315	1,800	1,812
Total other obligations.....	8,140	10,925	10,891
Grand total obligations.....	87,920	93,000	101,647
Estimated savings and unobligated balances.....		16,563	15,653
Total estimate or appropriation.....	87,920	109,563	117,300
BY ACTIVITIES OR PROJECTS			
1. Organic insecticides and fungicides.....	58,560	65,100	70,885
2. Inorganic insecticides and fungicides.....	29,360	27,900	30,762
Total.....	87,920	93,000	101,647

Agricultural Adjustment Administration, Bureau of Chemistry and Soils—

By objects	Obligations					
	Estimate, 1935		Estimate, 1934		Actual, 1933	
PERSONAL SERVICES, DEPARTMENTAL	Posi- tions	Av. salary	Posi- tions	Av. salary	Posi- tions	Av. salary
Professional service: Grade 2. Assistant chemist.....			0.5	\$2,600		
01 Total personal services.....				1,200		
Received by transfer from Agricultural Ad- justment Administration.....				-1,200		
Total estimate or appropriation.....						

Plant dust explosions: For the investigation and development of methods for the prevention of grain-dust, smut-dust, and other dust explosions not otherwise provided for and resulting fires, including fires in cotton gins, cotton-oil mills, and grain elevators, **[\$33,880] \$31,612 (U.S.C., title 5, secs. 511, 512, 524; act Mar. 3, 1933, 47 Stat., p. 1451).**

Est. 1935, \$31,612

App. 1934, \$33,880

By objects	Obligations					
	Estimate, 1935		Estimate, 1934		Actual, 1933	
PERSONAL SERVICES, DEPARTMENTAL	Posi- tions	Av. salary	Posi- tions	Av. salary	Posi- tions	Av. salary
Professional service:						
Grade 6. Principal engineer.....	1	\$5,600	1	\$5,600	1	\$5,600
Grade 4. Engineer.....	1	3,800	1	3,800	0.8	3,800
Grade 3. Associate dust explosion preven- tion engineer.....	1	3,200	1	3,200	0.8	3,200
Associate chemical engineer.....	1	3,500	1	3,500	0.6	3,500
Grade 2. Assistant dust explosion pre- vention engineer.....	1	2,600	1	2,600	1	2,600
Assistant chemist.....	1	2,700	1	2,700	0.6	2,700
Subprofessional service:						
Grade 7. Principal engineering draftsman	1	2,400	1	2,400	1	2,400
Clerical, administrative, and fiscal service:						
Grade 5. Senior clerk-stenographer.....	1	2,000	1	2,000	1	2,000
Grade 4. Clerk.....	0.4	2,100	0.4	2,100	0.4	2,100
Grade 3. Senior stenographer.....	1	1,620	1	1,620	1	1,620
Assistant clerk.....	0.5	1,680	0.5	1,680	0.5	1,680
Grade 2. Junior clerk.....	1	1,650	1	1,650	1	1,680
Custodial service:						
Grade 2. Assistant messenger.....	0.4	1,080	0.4	1,080	0.5	1,080
Grade 1. Junior messenger.....	1	600	1	600	0.4	600
Total permanent, departmental.....	12.3	31,782	12.3	31,782	10.6	29,223
Deduct lapses and administrative furloughs.....						479
Net permanent, departmental.....		31,782		31,782		28,744

Agricultural Adjustment Administration, Bureau of Chemistry and Soils—Continued.

By objects	Obligations		
	Estimate, 1935	Estimate, 1934	Actual, 1933
PERSONAL SERVICES, FIELD			
Temporary employees, field.....	\$1,500	\$1,500	\$1,526
All personal services, field.....	1,500	1,500	1,526
Total, departmental and field.....	33,282	33,282	30,270
Deduct legislative reductions.....	3,328	4,940	3,235
01 Personal services (net).....	29,954	28,342	27,035
OTHER OBLIGATIONS			
02 Supplies and materials.....	500	500	706
05 Communication service.....	100	100	138
06 Travel expenses.....	950	950	1,437
07 Transportation of things.....	10	10	15
08 Printing, etc.....	25	25	47
10 Heat, light, power, water, and electricity.....	40	40	43
12 Repairs and alterations.....	15	15	16
13 Special and miscellaneous current expenses.....	18	18	29
30 Equipment.....			337
Total other obligations.....	1,658	1,658	2,768
Grand total, obligations.....	31,612	30,000	29,803
Estimated savings and unobligated balances.....		3,880	6,387
Total estimate or appropriation.....	31,612	33,880	36,190

Naval stores investigations: For the investigation and demonstration of improved methods or processes of preparing naval stores, the weighing, handling, transportation, and the uses of same, \$65,106, of which \$10,000 shall be available for continuing the establishment of a field laboratory for naval stores research work in the pine regions of the South: *Provided*, That not more than \$10,000 of this appropriation shall be expended for the erection of buildings \$57,165 (U.S.C., title 5, secs. 511, 512, 524; act Mar. 3, 1933, 47 Stat., pp. 1451-1452).

Est. 1935, \$57,165

App. 1934, \$65,106

By objects	Obligations					
	Estimate, 1935		Estimate, 1934		Actual, 1933	
PERSONAL SERVICES, DEPARTMENTAL	Posi- tions	Av. salary	Posi- tions	Av. salary	Posi- tions	Av. salary
Professional service:						
Grade 6. Principal chemist.....	0.2	\$6,000	0.2	\$6,000	0.2	\$6,000
Grade 5. Senior chemist.....	1.1	4,700	1.1	4,700	1.1	4,700
Grade 3. Associate development engineer.....	1	3,700	1	3,700	1	3,700
Grade 2. Assistant chemist.....	1	2,800	1	2,800	1	2,800
Subprofessional service:						
Grade 2. Under scientific helper.....	1	1,260	1	1,260	1	1,260
Clerical, administrative, and fiscal service:						
Grade 5. Senior clerk-stenographer.....	0.4	2,000	0.4	2,000	0.4	2,000
Grade 4. Clerk.....	1	2,070	1	2,070	1	2,070
Clerk-stenographer.....	0.5	1,800	0.5	1,800	0.5	1,800
Grade 3. Senior stenographer.....	1.1	1,660	1.1	1,660	1.1	1,660
Grade 2. Junior clerk.....	0.7	1,650	0.7	1,650	0.5	1,620
Custodial service:						
Grade 2. Assistant messenger.....	0.1	1,080	0.1	1,080		
Total permanent, departmental.....	8.1	20,989	8.1	20,989	7.8	20,453
PERSONAL SERVICES, FIELD						
Professional service:						
Grade 4. Chemist.....	1	3,800	1	3,800	1	3,800
Grade 3. Associate chemical engineer.....	1	3,200	1	3,200	0.3	3,200
Cooperative agent (part salary).....	1	900	1	900		
Grade 2. Assistant chemist.....	1	2,600	1	2,600	0.6	2,600
Subprofessional service:						
Grade 4. Turpentine stiller.....	1	1,800	1	1,800	0.7	1,800
Clerical, administrative, and fiscal service:						
Grade 3. Accounting clerk.....	1	1,800	1	1,800	0.6	1,800
Grade 2. Clerk-stenographer.....	1	1,440	1	1,440	1	1,440
Total permanent, field.....	7	15,540	7	15,540	4.2	10,345
Temporary employees, field.....		7,500		7,500	10	20,207
All personal services, field.....		23,040		23,040		20,552
Total, departmental and field.....		44,029		44,029		41,005
Deduct subsistence and quarters.....		240		240		40
		43,789		43,789		40,965
Deduct legislative reductions.....		4,403		6,568		3,874
Total cash paid salaries and wages.....		39,386		37,221		37,091
Deduct amount included in objects below.....						1,656
01 Personal services (net).....		39,386		37,221		35,435

Agricultural Adjustment Administration, Bureau of Chemistry and Soils—Continued.

By objects	Obligations		
	Estimate, 1935	Estimate, 1934	Actual, 1933
OTHER OBLIGATIONS			
02 Supplies and materials.....	\$3,500	\$3,500	\$3,910
05 Communication service.....	375	375	398
06 Travel expenses.....	2,250	2,250	2,721
07 Transportation of things.....	400	400	505
08 Printing, etc.....	25	25	54
10 Heat, light, power, water, and electricity.....	45	45	47
11 Rents.....	90	90	91
12 Repairs and alterations.....	200	200	149
13 Special and miscellaneous current expenses.....	100	100	39
30 Equipment.....	10,794	10,794	8,828
32 Structures.....			6,290
Total other obligations.....	17,779	17,779	23,032
Grand total obligations.....	57,165	55,000	58,467
Estimated savings and unobligated balances.....		10,106	9,939
Total estimate or appropriation.....	57,165	65,106	68,406
BY ACTIVITIES OR PROJECTS			
1. Composition, properties, and uses of naval stores.....	14,110	13,500	16,240
2. Production, processes, and equipment (Naval Stores Station, Lake City, Fla.).....	43,055	41,500	42,227
Total.....	57,165	55,000	58,467

Fertilizer investigations: For investigations within the United States of fertilizers, fertilizer ingredients, including phosphoric acid and potash, and other soil amendments and their suitability for agricultural use, \$325,000 \$246,071 (U.S.C., title 5, secs. 511, 512, 524; act Mar. 3, 1933, 47 Stat., p. 1452).

Est. 1935, \$246,071

App. 1934, \$325,000

By objects	Obligations					
	Estimate, 1935		Estimate, 1934		Actual, 1933	
PERSONAL SERVICES, DEPARTMENTAL	Posi- tions	Av. salary	Posi- tions	Av. salary	Posi- tions	Av. salary
Professional service:						
Grade 7. Consulting chemist (\$20.83 per day when actually employed).....	1	\$5,600	1	\$1,000	1	\$991
Grade 6. Principal physicist.....	1	5,600	1	5,600	1	5,600
Grade 5. Senior chemist.....	4	4,750	4	4,750	4	4,750
Senior chemical engineer.....	1	5,000	1	5,000	1	5,000
Grade 4. Chemist.....	4	3,950	4	3,950	4	3,950
Chemical engineer.....	1	4,200	1	4,200	1	4,200
Physicist.....	1	3,800	1	3,800	1	3,800
Grade 3. Associate chemist.....	10	3,330	11	3,327	11	3,327
Associate physicist.....	3	3,400	3	3,400	3	3,400
Associate biochemist.....			1	3,300	1	3,300
Associate engineer.....	3	3,600	3	3,600	3	3,600
Associate plant physiologist.....	1	3,200	1	3,200	1	3,200
Grade 2. Assistant chemist.....	14	2,736	17	2,729	17	2,729
Assistant physicist.....	1	3,000	1	3,000	1	3,000
Assistant chemical engineer.....	1	2,700	2	2,650	2	2,650
Grade 1. Junior chemist.....	7	2,225	8	2,225	8	2,225
Junior physicist.....	2	2,000	2	2,000	2	2,000
Junior chemical engineer.....	1	2,400	1	2,400	1	2,400
Subprofessional service:						
Grade 8. Chief engineering aid.....	1	2,900	1	2,900	1	2,900
Grade 7. Principal laboratory mechanic.....	2	2,550	2	2,550	2	2,550
Principal instrument maker.....	1	2,500	1	2,500	1	2,500
Glassblower.....	1	2,900	1	2,900	1	2,900
Grade 6. Senior mechanic.....	7.2	2,387	7.2	2,387	8	2,387
Senior glassblower.....	1	2,000	1	2,000	1	2,000
Grade 4. Assistant laboratory aid.....	4	1,695	4	1,695	4	1,695
Assistant draftsman.....	1	1,860	1	1,860	1	1,860
Grade 3. Junior scientific aid.....	7.2	1,538	8.2	1,527	9	1,527
Grade 2. Under laboratory apprentice.....	1	1,260	1	1,260	2	1,260
Grade 1. Minor scientific helper.....	2	1,200	2	1,200	2	1,200
Clerical, administrative, and fiscal service:						
Grade 7. Junior administrative assistant.....					1	2,700
Grade 5. Senior clerk.....	1	2,500	1	2,500	1	2,500
Senior clerk-stenographer.....					0.2	2,000
Grade 3. Assistant clerk-stenographer.....	0.1	1,980	0.1	1,980	1	1,980
Assistant clerk.....	1	1,980	1	1,980	1	1,980
Grade 2. Junior clerk.....	2	1,530	2	1,530	2	1,530
Grade 1. Under telephone operator.....	1	1,380	1	1,380	1	1,380
Custodial service:						
Grade 6. Mechanic.....	1	1,680	1	1,680	1	1,680
Grade 4. Under mechanic.....	1	1,500	1	1,500	1	1,500
Senior guard (watchman).....					1	1,500
Grade 3. Senior laborer.....	1	1,500	1	1,500	1	1,500
Guard (watchman).....					2	1,200
Grade 2. Junior laborer.....	3	1,280	4	1,230	5.6	1,220
Total permanent, departmental.....	93.5	246,277	104.5	273,516	113.8	289,223

Agricultural Adjustment Administration, Bureau of Chemistry and Soils—Continued.

By objects	Obligations					
	Estimate, 1935		Estimate, 1934		Actual, 1933	
	Posi- tions	Av. salary	Posi- tions	Av. salary	Posi- tions	Av. salary
PERSONAL SERVICES, DEPARTMENTAL—CON.						
Deduct lapses and administrative furloughs.....		\$6,800		\$4,800		\$5,571
Net permanent, departmental.....		239,477		268,716		283,652
Temporary employees, departmental.....		500		500		868
All personal services, departmental.....		239,977		269,216		284,520
PERSONAL SERVICES, FIELD						
Temporary employees, field.....		4,000		4,000		4,034
Total, departmental and field.....		243,977		273,216		288,554
Deduct legislative reductions.....		24,398		40,937		29,469
01 Personal services (net).....		219,579		232,279		259,085
OTHER OBLIGATIONS						
02 Supplies and materials.....		8,000		10,000		18,599
05 Communication service.....		1,100		1,100		1,073
06 Travel expenses.....		600		600		585
07 Transportation of things.....		700		700		1,171
08 Printing, etc.....		150		150		170
10 Heat, light, power, water, and electricity.....		7,655		9,230		10,535
12 Repairs and alterations.....		1,000		1,000		1,156
13 Special and miscellaneous current expenses.....		500		500		741
30 Equipment.....		6,787		9,441		22,308
Total other obligations.....		26,492		32,721		56,338
Grand total obligations.....		246,071		265,000		315,423
Estimated savings and unobligated balances.....				60,000		43,112
Total estimate or appropriation.....		246,071		325,000		358,535
BY ACTIVITIES OR PROJECTS						
1. Catalysts in nitrogen fertilizer investigations.....		\$30,955		\$31,600		\$37,566
2. Transformation of nitrogen compounds.....		28,800		32,000		38,006
3. Biochemical and organic nitrogen fertilizer investigations.....		25,175		25,700		30,435
4. Physics and chemical-fertilizer investigations.....		52,100		55,300		66,192
5. Phosphate fertilizer investigations.....		18,915		28,400		33,611
6. Potash fertilizer investigations.....		32,920		33,600		40,038
7. Concentrated fertilizer investigations.....		57,206		58,400		69,575
Total.....		246,071		265,000		315,423

Soil chemical and physical investigations: For chemical, physical, and physical-chemical investigations of soil types, soil composition, and soil minerals, the soil solution, solubility of soil, and all chemical and physical properties of soils in their relation to soil formation, soil texture, erodibility, and soil productivity, [\$56,545] \$47,879 (act Mar. 3, 1933, 47 Stat., p. 1452).

Est. 1935, \$47,879

App. 1934, \$56,545

By objects	Obligations					
	Estimate, 1935		Estimate, 1934		Actual, 1933	
	Posi- tions	Av. salary	Posi- tions	Av. salary	Posi- tions	Av. salary
PERSONAL SERVICES, DEPARTMENTAL						
Professional service:						
Grade 6. Principal chemist.....	1	\$5,600	1	\$5,600	1	\$5,600
Grade 5. Senior chemist.....	1	4,600	1	4,600	1	4,600
Grade 4. Chemist.....	2	4,000	2	4,000	2	4,000
Physicist.....	1	4,000	1	4,000	1	4,000
Soil petrographer.....					0.5	4,000
Grade 3. Associate chemist.....	2	3,200	2	3,200	2	3,200
Grade 2. Assistant chemist.....	4.2	2,740	4.2	2,740	5	2,740
Grade 1. Junior soil physicist.....	1	2,000	1	2,000	1	2,000
Subprofessional service:						
Grade 6. Senior mechanic.....	0.1	2,500	0.1	2,500	0.3	2,500
Grade 5. Laboratory mechanic.....	0.3	1,860	0.3	1,860	0.5	1,860
Grade 3. Junior scientific helper.....	1	1,440	1	1,440	1	1,440
Grade 2. Under scientific helper.....	1	1,380	1	1,380	1.4	1,320
Clerical, administrative, and fiscal service:						
Grade 5. Senior clerk-stenographer.....	0.1	2,100	0.1	2,100		
Grade 3. Senior stenographer.....	1	1,620	1	1,620	1	1,620
Total permanent, departmental.....	15.7	47,566	15.7	47,566	17.7	55,762

Agricultural Adjustment Administration, Bureau of Chemistry and Soils—Continued.

By objects	Obligations					
	Estimate, 1935		Estimate, 1934		Actual, 1933	
	Estimate, 1935	Estimate, 1934	Estimate, 1935	Estimate, 1934	Actual, 1933	Actual, 1933
PERSONAL SERVICES, FIELD						
Temporary employees, field.....		\$10				\$6
Total, departmental and field.....	\$47,566	47,576				55,768
Deduct legislative reductions.....	4,757	7,136				8,155
01 Personal services (net).....	42,809	40,440				47,613
OTHER OBLIGATIONS						
02 Supplies and materials.....	2,360	2,350				2,120
05 Communication service.....	85	85				83
06 Travel expenses.....	150	150				155
07 Transportation of things.....	115	115				113
08 Printing, etc.....	10	10				9
12 Repairs and alterations.....	200	200				175
13 Special and miscellaneous current expenses.....	150	150				70
30 Equipment.....	2,000	2,000				1,833
Total other obligations.....	5,070	5,060				4,558
Grand total obligations.....	47,879	45,500				52,171
Estimated savings and unobligated balances.....		11,045				9,019
Total estimate or appropriation.....	47,879	56,545				61,190
BY ACTIVITIES OR PROJECTS						
1. Soil chemistry.....	36,142	34,345				37,740
2. Soil physics.....	11,737	11,155				14,431
Total.....	47,879	45,500				52,171

Soil survey: For the investigation of soils and their origin, for survey of the extent of classes and types, and for indicating upon maps and plats, by coloring or otherwise, the results of such investigations and surveys, [\$275,000] \$150,908 (U.S.C., title 5, secs. 511, 512, 524; act Mar. 3, 1933, 47 Stat., p. 1452).

Est. 1935, \$150,908

App. 1934, \$275,000

By objects	Obligations					
	Estimate, 1935		Estimate, 1934		Actual, 1933	
	Posi- tions	Av. salary	Posi- tions	Av. salary	Posi- tions	Av. salary
PERSONAL SERVICES, DEPARTMENTAL						
Professional service:						
Grade 6. Principal soil scientist.....	1.5	\$6,200	1.5	\$6,200	1.5	\$6,200
Grade 5. Senior soil scientist.....	3	4,600	4	4,750	4	4,750
Grade 4. Physiologist.....	1	4,000	1	4,000	1	4,000
Grade 3. Associate cartographer.....	2	3,250	2	3,250	2.9	3,233
Associate soil technologist.....	2	3,200	2	3,200	2	3,200
Associate soil scientist.....	3	3,333	3	3,333	3	3,333
Grade 2. Assistant soil surveyor.....	7	2,771	17	2,771	17.7	2,777
Assistant soil technologist.....	1	2,600	1	2,600	1	2,600
Grade 1. Junior soil surveyor.....	9	2,200	29	2,200	29.6	2,193
Subprofessional service:						
Grade 7. Principal draftsman.....	1	2,300	1	2,300	1	2,300
Grade 6. Senior mechanic.....					0.4	2,500
Grade 5. Draftsman.....	5	1,848	5	1,848	4.9	1,848
Grade 4. Laboratory mechanic.....	0.3	1,860	0.3	1,860	0.3	1,860
Grade 4. Assistant draftsman.....	3	1,697	7	1,697	7	1,697
Grade 3. Junior draftsman.....	1	1,440	1	1,440	1	1,440
Clerical, administrative, and fiscal service:						
Grade 7. Junior administrative assistant.....	1	3,100	1	3,100	1	3,100
Grade 5. Senior photographer.....	1	2,100	1	2,100	1	2,100
Grade 5. Senior clerk-stenographer.....	0.2	2,100	0.2	2,100	1.3	2,067
Grade 4. Clerk.....	1	2,160	1	2,160	1	2,160
Grade 3. Assistant clerk.....	1	1,920	1	1,920	1	1,920
Assistant clerk-stenographer.....					1	1,740
Grade 2. Junior clerk.....	1	1,620	1	1,620	1	1,620
Grade 1. Underclerk.....	1	1,560	1	1,560	1	1,560
Custodial service:						
Grade 2. Junior laborer.....	1	1,140	1	1,140	1	1,140
Grade 1. Junior messenger.....	1	600	1	600	1	600
Total permanent, departmental.....	48	125,045	83	208,743	87.6	220,892
Deduct lapses and administrative furloughs.....		500		2,300		553
Net permanent, departmental.....		124,545		206,443		220,339
Temporary employees, departmental.....		450		450		1,869
All personal services, departmental.....		124,995		206,893		222,208

Agricultural Adjustment Administration, Bureau of Chemistry and Soils—Continued.

By objects	Obligations					
	Estimate, 1935		Estimate, 1934		Actual, 1933	
	Posi- tions	Av. salary	Posi- tions	Av. salary	Posi- tions	Av. salary
PERSONAL SERVICES, FIELD						
Professional service:						
Grade 5. Senior soil scientist			1	\$4,600	1	\$4,600
Grade 4. Soil scientist	1	\$3,600	1	3,600		3,600
Scientist in soil erosion					0.1	3,800
Total permanent, field	1	3,600	2	8,200	2.1	8,506
Temporary employees, field		670		670		13
All personal services, field		4,270		8,870		8,519
Total, departmental and field		129,265		215,763		230,727
Deduct legislative reductions		12,926		32,364		24,482
01 Personal services (net)		116,339		183,399		206,245
OTHER OBLIGATIONS						
02 Supplies and materials		1,906		2,100		2,280
05 Communication service		175		175		178
06 Travel expenses		30,768		51,506		56,268
07 Transportation of things		500		500		679
08 Printing, etc.		120		120		117
12 Repairs and alterations		500		500		517
13 Special and miscellaneous current ex- penses		100		100		22
30 Equipment		1,500		2,500		3,394
Total other obligations		35,569		57,501		63,455
Grand total obligations		151,908		240,900		269,700
Received by transfer from:						
War Department, "Flood control, Mississippi River and its tributaries"						1,557
"Working fund, Department of Agricul- ture, "Flood control, Mississippi River and tributaries"		-1,000		-900		-1,305
Net total obligations		150,908		240,000		266,838
Estimated savings and unobligated bal- ances				35,000		40,867
Total estimate or appropriation		150,908		275,000		307,705
BY ACTIVITIES OR PROJECTS						
1. Detailed and reconnaissance surveys		102,030		178,735		201,786
2. Inspection and correlation		22,035		29,720		31,032
3. Map drafting		26,843		31,545		34,020
Total, departmental funds		150,908		240,000		266,838
4. Funds received by transfer from War Department		1,000		900		2,862
Grand total		151,908		240,900		269,700

¹ Includes \$100 under "Flood control, Mississippi River, etc."

² Includes \$171 under "Flood control, Mississippi River, etc."

³ Does not include \$77 legislative reductions.

⁴ Does not include \$100 legislative reduction.

⁵ Does not include \$94 legislative reductions.

Soil microbiology investigations: For investigations of the micro-organisms of the soil and their activities, including the testing of samples procured in the open market, of cultures for inoculating legumes, other crops, or soil, and the publication of results, and if any such samples are found to be impure, nonviable, or misbranded, the results of the tests may be published, together with the names of the manufacturers and of the persons by whom the cultures were offered for sale, **[\$40,641]** \$36,765 (U.S.C., title 5, secs. 511, 512, 524; act Mar. 3, 1933, 47 Stat., p. 1452).

Est. 1935, \$36,765

App. 1934, \$40,641

By objects	Obligations					
	Estimate, 1935		Estimate, 1934		Actual, 1933	
	Posi- tions	Av. salary	Posi- tions	Av. salary	Posi- tions	Av. salary
PERSONAL SERVICES, DEPARTMENTAL						
Professional service:						
Grade 6. Principal mycologist	1	\$5,800	1	\$5,800	1	\$5,800
Grade 5. Senior bacteriologist	1	4,600	1	4,600	1	4,600
Grade 4. Bacteriologist	1	4,200	1	4,200	1	4,200
Grade 3. Associate bacteriologist	1	3,200	1	3,200	1	3,200
Grade 2. Assistant bacteriologist	1	2,600	1	2,600	1	2,600
Grade 1. Junior mycologist	1	2,100	1	2,100	1	2,100
Subprofessional service:						
Grade 4. Assistant scientific aid	1	1,800	1	1,800	1	1,800
Grade 2. Scientific helper	2	1,470	2	1,470	2	1,470
Grade 1. Minor scientific helper	2	1,230	2	1,230	2	1,230

Agricultural Adjustment Administration, Bureau of Chemistry and Soils—Continued.

By objects	Obligations					
	Estimate, 1935		Estimate, 1934		Actual, 1933	
	Posi- tions	Av. salary	Posi- tions	Av. salary	Posi- tions	Av. salary
PERSONAL SERVICES, DEPARTMENTAL—CON.						
Clerical, administrative, and fiscal service:						
Grade 5. Senior clerk-stenographer	0.1	\$2,100	0.1	\$2,100		
Grade 3. Assistant clerk	1	1,740	1	1,740	1	\$1,740
Custodial service:						
Grade 2. Laborer	1	1,140	1	1,140	1	1,140
Total permanent, departmental	13.1	32,790	13.1	32,790	13	32,580
PERSONAL SERVICES, FIELD						
Temporary employees, field		2,500		2,500		2,606
Total, departmental and field		35,290		35,290		35,186
Deduct legislative reductions		3,529		5,294		3,302
01 Personal services (net)		31,761		29,996		31,884
OTHER OBLIGATIONS						
02 Supplies and materials		2,250		2,250		2,916
05 Communication service		110		110		109
06 Travel expenses		350		350		385
07 Transportation of things		80		80		88
08 Printing, etc.		10		10		14
10 Heat, light, power, water, and electric- ity		80		80		79
12 Repairs and alterations		260		260		298
13 Special and miscellaneous current ex- penses		750		750		1,000
30 Equipment		1,114		1,114		1,904
Total other obligations		5,004		5,004		6,793
Grand total obligations		36,765		35,000		38,677
Estimated savings and unobligated balances				5,641		4,678
Total estimate or appropriation		36,765		40,641		43,355

Soil-fertility investigations: For soil investigations into causes of infertility; maintenance of productivity; effects of soil composition, cultural methods, fertilizers, and soil amendments on yield and quality of crops; and the properties, composition, formation, and transformation of soil organic matter, **[\$195,556]** \$154,193 (U.S.C., title 5, secs. 511, 512, 524; act Mar. 3, 1933, 47 Stat., p. 1452).

Est. 1935, \$154,193

App. 1934, \$195,556

By objects	Obligations					
	Estimate, 1935		Estimate, 1934		Actual, 1933	
	Posi- tions	Av. salary	Posi- tions	Av. salary	Posi- tions	Av. salary
PERSONAL SERVICES, DEPARTMENTAL						
Professional service:						
Grade 6. Principal soil scientist	0.5	\$6,400	0.5	\$6,400	0.5	\$6,400
Principal biochemist	1	6,000	1	6,000	1	6,000
Grade 5. Senior biochemist	3	4,867	3	4,867	3	4,867
Grade 4. Biochemist	1	4,400	1	4,400	1	4,400
Grade 3. Associate biochemist	3	3,467	3	3,467	3	3,467
Associate soil technologist	1	3,300	1	3,300	1	3,300
Associate chemist	2	3,450	2	3,450	2	3,450
Grade 2. Assistant biochemist	1	3,200	1	3,200	1	3,200
Assistant chemist	2	2,700	2	2,700	2	2,700
Grade 1. Junior chemist	1	2,000	1	2,000	1	2,000
Subprofessional service:						
Grade 6. Senior mechanic					0.3	2,500
Grade 5. Laboratory mechanic	0.2	1,860	0.2	1,860		
Clerical, administrative, and fiscal service:						
Grade 5. Senior clerk-stenographer	1.2	2,100	1.2	2,100	1.4	2,067
Grade 3. Assistant clerk-stenographer	3	1,700	3	1,700	3.8	1,695
Custodial service:						
Grade 3. Laborer	1	1,260	1	1,260	1	1,260
Grade 2. Junior laborer (charwoman, 50 cents an hour)	0.2	775	0.2	775	1	775
Total permanent, departmental	21.1	68,809	21.1	68,809	23	72,535
Deduct lapses and administrative furloughs						700
Net permanent, departmental		68,809		68,809		71,835
Temporary employees, departmental						284
All personal services, departmental		68,809		68,809		72,119
PERSONAL SERVICES, FIELD						
Professional service:						
Grade 3. Associate soil technologist	6	3,383	6	3,383	6	3,383
Associate biochemist	1	3,700	1	3,700	1	3,700
Grade 2. Assistant soil technologist	5	2,700	6	2,683	6	2,683
Assistant chemist	4	2,625	4	2,625	4	2,625
Assistant soil scientist	1	2,700	1	2,700	1	2,700
Assistant agronomist	1	2,600	1	2,600	1	2,600
Cooperative agent	1	2,600	1	2,600	1	2,600

Agricultural Adjustment Administration, Bureau of Chemistry and Soils—Continued.

By objects	Obligations					
	Estimate, 1935		Estimate, 1934		Actual, 1933	
	Posi- tions	Av. salary	Posi- tions	Av. salary	Posi- tions	Av. salary
PERSONAL SERVICES, FIELD—continued						
Subprofessional service:						
Grade 7. Foreman gardener.....	1	\$2,300	1	\$2,300	1	\$2,300
Grade 4. Laborer.....	1	1,560	1	1,560	1	1,560
Clerical, administrative, and fiscal service:						
Grade 2. Junior clerk-typist.....	1	1,440	1	1,440	1	1,440
Junior clerk-typist (part time).....			1	300	1	300
Custodial service:						
Grade 2. Junior laborer.....	2	1,140	2	1,140	2	1,140
Cooperative agent.....	1	1,200	1	1,200	1	1,200
Grade 1. Unskilled laborer.....	1.2	720	1.2	720	2	720
Total permanent, field.....	26.2	65,542	28.2	68,440	29	68,783
Deduct lapses and administrative furloughs.....		3,500				446
Net permanent, field.....		62,042		68,440		68,337
Temporary employees, field.....		9,000		9,000		9,245
All personal services, field.....		71,042		77,440		77,582
Total, departmental and field.....		139,851		146,249		149,701
Deduct legislative reductions.....		13,985		21,937		14,772
01 Personal services (net).....		125,866		124,312		134,929
OTHER OBLIGATIONS						
02 Supplies and materials.....		8,498		9,000		12,994
05 Communication service.....		500		500		525
06 Travel expenses.....		8,100		9,000		9,107
07 Transportation of things.....		1,700		1,700		1,725
08 Printing, etc.....		100		100		136
10 Heat, light, power, water, and electricity.....		2,300		2,300		2,532
11 Rents.....		2,650		2,650		2,647
12 Repairs and alterations.....		750		750		784
13 Special and miscellaneous current ex- penses.....		1,500		1,500		1,807
30 Equipment.....		2,229		3,188		4,796
Total other obligations.....		28,327		30,688		37,053
Grand total obligations.....		154,193		155,000		171,982
Estimated savings and unobligated balances.....				40,556		34,998
Total estimate or appropriation.....		154,193		195,556		206,980
BY ACTIVITIES OR PROJECTS						
1. Soil fertility investigations.....		111,436		114,170		127,685
2. Cotton root-rot investigations.....		34,924		33,350		35,353
3. Soil improvement, Sandhill Station.....		7,833		7,480		8,944
Total.....		154,193		155,000		171,982

Total, Bureau of Chemistry and Soils, **[\$1,670,194]** \$1,265,040, of which amount not to exceed **[\$1,095,695]** \$909,660 may be expended for personal services in the District of Columbia, and not to exceed **[\$650]** \$590 shall be available for the purchase of motor-propelled and horse-drawn passenger-carrying vehicles necessary in the conduct of field work outside the District of Columbia.

Annual appropriations, general fund:

Estimate, 1935, **\$1,265,040** Appropriated 1934, **\$1,670,194**

National Industrial Recovery, Agriculture, Chemistry and Soils—

By objects	Obligations		
	Estimate, 1935	Estimate, 1934	Actual, 1933
<i>Physical improvements</i>			
PERSONAL SERVICES, FIELD			
01 Temporary employees, field.....		\$2,900	
OTHER OBLIGATIONS			
12 Repairs and alterations.....		5,069	
32 Other structures, buildings.....		25,950	
Total other obligations.....		31,019	
Grand total obligations.....		33,919	
Received by transfer from Federal Emergency Administration of Public Works.....		-33,919	
Total estimate or appropriation.....			

Emergency Conservation Fund, Bureau of Chemistry and Soils—

By objects	Obligations					
	Estimate, 1935		Estimate, 1934		Actual, 1933	
	Posi- tions	Av. salary	Posi- tions	Av. salary	Posi- tions	Av. salary
<i>Transfer from War Department to Department of Agriculture</i>						
PERSONAL SERVICES, DEPARTMENTAL						
Professional service:						
Grade 4. Chemist.....			0.3	\$4,200		
Grade 2. Assistant chemist.....	1.4	\$2,600	1.4	2,600		
Grade 1. Junior chemist.....	0.7	2,000	0.7	2,000		
Subprofessional service:						
Grade 4. Assistant scientific aid.....			0.3	1,800		
Total permanent, departmental.....	2.1	5,040	2.7	6,840		
PERSONAL SERVICES, FIELD						
Professional service:						
Grade 5. Senior soil scientist.....	0.5	4,600	0.5	4,600		
Grade 3. Associate soil scientist.....	0.5	3,200	0.5	3,200		
Grade 2. Soil geologist.....	0.5	2,400	0.5	2,400		
Total permanent, field.....	1.5	5,100	1.5	5,100		
Temporary employees, field.....		1,500		1,500		
All personal services, field.....		6,600		6,600		
01 Personal services (net).....		11,640		13,440		
OTHER OBLIGATIONS						
02 Supplies and materials.....		1,400		2,000		
06 Travel expenses.....		2,170		4,350		
Total other obligations.....		3,570		6,350		
Grand total obligations.....		15,210		19,790		
Deduct in 1935 and add in 1934 amount of 1934 appropriation available in 1935.....		-15,210		+15,210		
Total.....				35,000		
Received by transfer from Emergency Conservation Fund.....				-35,000		
Total estimate or appropriation.....						

Statement of proposed expenditures for the purchase, maintenance, repair, and operation of motor-propelled and horse-drawn passenger-carrying vehicles in the conduct of the field work of the Department of Agriculture outside of the District of Columbia, for the fiscal year ending June 30, 1935, as required by sec. 5 of the act of July 16, 1914 (U.S.C., p. 33, sec. 78)

BUREAU OF CHEMISTRY AND SOILS

Appropriation	For purchase						Old vehicles still to be used	Total maintenance, repair, and operation, all cars	Public purpose and users	
	New vehicles (motors, unless otherwise indicated)			Old vehicles to be exchanged						Net cost of new cars
	Num-ber	Description	Gross cost	Num-ber	Description	Allow-ance (esti-mated)				
Salaries and expenses.....								1	\$450	General administration. Field travel by chief and other officials of Bureau. Insecticide investigations in Pacific Northwest apple districts by chemist in charge and assistants at Wenatchee, Wash., station. Naval stores investigations in pine region of South by chemist in charge and assistants at Lake City, Fla., station. Inspection of soil surveys throughout continental United States by chief of soil survey, inspectors, etc.
Do.....								1	450	
Do.....								1	450	
Do.....	1	Coach.....	650	1	Coach.....	60	590	3	1,200	
Total.....	1		650	1		60	590	6	2,550	

[BUREAU OF ENTOMOLOGY]

[Salaries and Expenses, Bureau of Entomology—]

For necessary expenses connected with the investigations, experiments, and demonstrations in reference to the items hereinafter enumerated for the promotion of economic entomology, for investigating the history and habits of insects injurious and beneficial to agriculture, horticulture, arboriculture, for studying insects affecting man and animals, and for ascertaining the best means of destroying insects found to be injurious, independently or in cooperation with other branches of the Federal Government, States, counties, and municipalities, organizations, corporations, and individuals concerned, or with foreign governments, including the employment of necessary persons and means in the city of Washington and elsewhere, rent outside of the District of Columbia, and not to exceed \$5,000 for the erection of necessary buildings: *Provided*, That the cost of any such building shall not exceed \$1,500, as follows: (U.S.C., title 5, secs. 511, 512; title 7, secs. 141-167, 281, 282; U.S.C., Supp. VI, title 16, sec. 581c; act Mar. 3, 1933, 47 Stat., p. 1452).

[BUREAU OF PLANT QUARANTINE]

[Salaries and Expenses, Bureau of Plant Quarantine—]

To enable the Secretary of Agriculture to carry into effect the provisions of the Plant Quarantine Act of August 20, 1912, as amended, and to conduct the other activities hereinafter authorized, independently or in cooperation with the States and other agencies, organizations, and individuals concerned, including necessary expenses for supplies and equipment, rent outside the District of Columbia, and the employment of necessary persons and means in the city of Washington and elsewhere, as follows: (U.S.C., title 5, secs. 511, 512; title 7, secs. 141-167; U.S.C., Supp. VI, title 7, secs. 146, 161, 164a, 165a; act Mar. 3, 1933, 47 Stat., p. 1462).

BUREAU OF ENTOMOLOGY AND PLANT QUARANTINE

Salaries and Expenses, Bureau of Entomology and Plant Quarantine—

For necessary expenses connected with investigations, experiments, and demonstrations for the promotion of economic entomology, for investigating and ascertaining the best means of destroying insects and related pests injurious to agriculture, for investigating and importing useful and beneficial insects and bacterial, fungal and other diseases of insects and related pests, for investigating and ascertaining the best means of destroying insects affecting man and animals, to enable the Secretary of Agriculture to carry into effect the provisions of the Plant Quarantine Act of August 20, 1912, as amended, to conduct other activities hereinafter authorized, and for the eradication, control, and prevention of spread of injurious insects and plant pests; independently or in cooperation with other branches of the Federal Government, States, counties, municipalities, corporations, agencies, individuals, or with foreign governments; including the employment of necessary persons and means in the District of Columbia and elsewhere, rent, construction or repair of necessary buildings outside of the District of Columbia: *Provided*, That the cost for the construction of any building shall not exceed \$1,500, and that the

total amount expended for such construction in any one year shall not exceed \$7,000, as follows (U.S.C., title 5, secs. 511, 512; title 7, secs. 141-167, 281, 282; U.S.C., Supp. VI, title 7, secs. 146, 161, 164a, 165a; title 16, sec. 581c; act Mar. 3, 1933, 47 Stat., pp. 1443-1445, 1452, 1453, 1462, 1463) (submitted).

[Salaries and Expenses, Bureau of Entomology—]

General administrative expenses: For general administrative purposes, including the salary of chief of bureau and other personal services in the District of Columbia, \$136,358 (U.S.C., title 5, secs. 511, 512; title 7, secs. 141-167; U.S.C., Supp. VI, title 16, sec. 581c; act Mar. 3, 1933, 47 Stat., p. 1452).

App. 1934, \$136,358

By objects	Obligations		
	Estimate, 1935	Estimate, 1934	Actual, 1933
Transferred to appropriation "General administration" under new Bureau of Entomology and Plant Quarantine.....		\$110,741	\$126,471
Estimated savings and unobligated balances.....		25,617	20,989
Total estimate or appropriation.....		136,358	147,460

[Salaries and Expenses, Bureau of Plant Quarantine—]

General administrative expenses: For necessary expenses for general administrative purposes, including the salary of chief of bureau and other personal services in the District of Columbia, \$81,196 (U.S.C., title 5, secs. 511, 512; title 7, secs. 141-167; U.S.C., Supp. VI, title 7, secs. 146, 161, 164a, 165a; act Mar. 3, 1933, 47 Stat., p. 1462).

App. 1934, \$81,196

By objects	Obligations		
	Estimate, 1935	Estimate, 1934	Actual, 1933
Transferred to appropriation "General administration" under new Bureau of Entomology and Plant Quarantine.....		\$55,983	\$65,773
Transferred to "Control investigations" under new Bureau of Entomology and Plant Quarantine.....		10,850	11,822
Estimated savings and unobligated balances.....		14,363	9,635
Total estimate or appropriation.....		81,196	87,230

General administrative expenses: For general administrative purposes, including the salary of chief of bureau and other personal services, \$149,109 (U.S.C., title 5, secs. 511, 512; title 7, secs. 141-167, 281, 282; U.S.C., Supp. VI, title 7, secs. 146, 161, 164a, 165a; title 16, sec. 581c; act Mar. 3, 1933, 47 Stat., pp. 1443-1445, 1452, 1453, 1462, 1463) (submitted).

Est. 1935, \$149,109

Salaries and Expenses, Bureau of Entomology and Plant Quarantine—Continued.

By objects	Obligations					
	Estimate, 1935		Estimate, 1934		Actual, 1933	
	Posi- tions	Av. salary	Posi- tions	Av. salary	Posi- tions	Av. salary
PERSONAL SERVICES, DEPARTMENTAL						
Professional service:						
Grade 8. Chief of bureau.....	1	\$8,000	1	\$8,000	1	\$8,000
Grade 7. Chief of bureau.....			1	7,000	1	7,000
Assistant chief of bureau.....	2	6,500	1	6,500	1	6,500
Grade 6. Assistant chief of bureau.....			1	6,200	1	6,200
Grade 3. Associate entomologist.....	1	3,800	1	3,800	1	3,800
Associate librarian.....	1	3,400	1	3,400	1	3,400
Grade 2. Assistant in bibliographic entomology.....	1	2,600	1	2,600	1	2,600
Grade 1. Junior librarian.....	1	2,400	1	2,400	1	2,400
Subprofessional service:						
Grade 8. Principal photographer.....	1	2,800	1	2,800	1	2,800
Chief scientific illustrator.....					1	2,600
Grade 5. Library assistant.....	1	1,920	1	1,920	1	1,920
Scientific aid.....	1	2,160	1	2,160	1	2,160
Clerical, administrative, and fiscal service:						
Grade 13. Principal administrative officer.....	1	5,600				
Grade 12. Senior administrative officer.....			1	4,600	1	4,600
Grade 11. Administrative officer.....	1	4,400	1	4,400	1	4,400
Grade 10. Junior administrative officer.....			1	3,500	1	3,500
Grade 9. Senior administrative assistant.....	1	3,500				
Grade 7. Assistant editor.....	3	2,667	3	2,667	3	2,667
Junior administrative assistant.....	4	2,850	4	2,825	4	2,825
Grade 6. Principal clerk.....	1	2,300	7	2,657	7	2,657
Principal clerk-stenographer.....	1	2,300	1	2,300	1	2,300
Grade 5. Senior clerk.....	4	2,415	7	2,215	9	2,168
Senior clerk-stenographer.....	3	2,133	1	2,100	1	2,100
Senior draftsman.....	1	2,000	1	2,000	1	2,000
Grade 4. Clerk.....	8	1,997	7	1,920	8	1,950
Clerk-stenographer.....	1	1,800	2	1,920	3	1,940
Grade 3. Assistant clerk.....	7	1,774	5	1,740	5	1,740
Assistant clerk-stenographer.....	5	1,716	7	1,689	9	1,693
Senior operator.....	3	1,803	5	1,776	5	1,776
Grade 2. Junior clerk.....	1	1,680	1	1,680	2	1,740
Junior clerk-typist.....					1	1,500
Senior typist.....			1	1,680	1	1,680
Grade 1. Underclerk-typist.....	2	1,590	2	1,590	1	1,560
Underclerk.....					1	1,500
Custodial service:						
Grade 4. Head messenger.....			1	1,620	1	1,620
Grade 3. Senior laborer.....	2	1,230	2	1,230	2	1,230
Messenger.....	1	1,200	1	1,200	1	1,200
Grade 2. Junior laborer.....	1	1,080	1	1,080	1	1,320
Assistant messenger.....	1	1,080	1	1,080	1	1,080
Grade 1. Junior messenger.....	2	600	2	600	3	600
Total permanent, departmental.....	64	151,700	76	180,940	86	199,220
Deduct lapses and administrative furloughs.....				701		4,656
Net permanent, departmental.....		151,700		180,239		194,564
Temporary employees, departmental.....		1,680		1,680		1,360
All personal services, departmental.....		153,380		181,919		195,924
Deduct legislative reductions.....		15,338		27,362		19,997
01 Personal services (net).....		138,042		154,557		175,927
OTHER OBLIGATIONS						
02 Supplies and materials.....		3,137		3,137		6,446
05 Communication service.....		1,812		1,812		2,267
06 Travel expenses.....		3,450		3,450		3,902
07 Transportation of things.....		530		530		580
08 Printing and binding.....		150		150		185
09 Advertising and publication of notices.....		35		35		35
10 Heat, light, and power.....		5		5		5
11 Other rents.....						10
12 Repairs and alterations.....		645		645		853
13 Special and miscellaneous current expenses.....		88		88		131
30 Equipment.....		1,215		1,215		1,903
Total other obligations.....		11,067		11,067		16,317
Grand total obligations.....		149,109		165,624		192,244
Transferred to "Control investigations".....				+10,850		+11,822
Transferred from appropriations:						
"General administration," Bureau of Entomology.....				-136,358		-147,460
"General administration," Bureau of Plant Quarantine.....				-81,196		-87,230
Estimated savings and unobligated balances.....				+41,080		+30,624
Total estimate or appropriation.....		149,109				

Fruit [and shade tree] insects: For insects affecting fruits, grapes, and nuts, [shade trees, and hardy shrubs, and including research on the Japanese and Asiatic beetles, the Parlatoria date scale, and fruit flies, \$366,000, together with \$55,000 of the unexpended balance of the appropriation for the Mediterranean fruit fly contained in the Agricultural Appropriation Act for the fiscal year 1931] \$320,759 (U.S.C., title 5, secs. 511, 512; title 7, secs. 141-167, 281, 282; U.S.C., Supp. VI, title 7, secs. 146, 161, 164a, 165a; title 16, sec. 581c; act Mar. 3, 1933, 47 Stat., pp. 1443-1445, 1452, 1453, 1462, 1463).

Est. 1935, \$320,759

App. 1934, \$366,000

11724-33-9

Salaries and Expenses, Bureau of Entomology and Plant Quarantine—Continued.

By objects	Obligation					
	Estimate, 1935		Estimate, 1934		Actual, 1933	
	Posi- tions	Av. salary	Posi- tions	Av. salary	Posi- tions	Av. salary
PERSONAL SERVICES, DEPARTMENTAL						
Professional service:						
Grade 6. Principal entomologist.....	1	\$5,600	1	\$5,600	1	\$5,600
Grade 4. Entomologist.....	1	4,400	1	4,400	1	4,400
Subprofessional service:						
Grade 6. Senior scientific aid.....	1	2,100	1	2,100	2	2,050
Clerical, administrative, and fiscal service:						
Grade 8. Administrative assistant.....	1	3,400	1	3,400	1	3,400
Grade 5. Senior clerk-stenographer.....	1	2,000	1	2,000	1	2,000
Grade 3. Assistant clerk-stenographer.....	1	1,800	1	1,800	2	1,710
Total permanent, departmental.....	6	19,300	6	19,300	8	22,920
Deduct lapses and administrative furloughs.....						3,898
Net permanent, departmental.....		19,300		19,300		19,022
PERSONAL SERVICES, FIELD						
Professional service:						
Grade 6. Principal entomologist.....	2	5,700	2	5,700	2	5,700
Grade 5. Senior entomologist.....	5	4,640	5	4,640	5	4,640
Grade 4. Entomologist.....	9	4,088	10	4,100	10	4,100
Grade 3. Associate entomologist.....	16	3,469	18	3,455	18	3,455
Associate physiologist.....			1	3,200	1	3,200
Grade 2. Assistant entomologist.....	19	2,774	23	2,778	23	2,778
Grade 1. Junior entomologist.....	5	2,000	10	2,050	10	2,050
Junior chemist.....	1	2,000	1	2,000	1	2,000
Junior chemical engineer.....	1	2,000	1	2,000	1	2,000
Subprofessional service:						
Grade 8. Chief illustrator.....	1	2,700	1	2,700	1	2,700
Grade 7. Principal laboratory mechanic.....	1	2,700	1	2,700	1	2,700
Grade 6. Senior scientific aid.....	2	2,200	2	2,200	5	2,100
Grade 5. Biological aid.....					1	1,800
Grade 4. Assistant scientific aid.....			1	1,800	1	1,800
Grade 3. Assistant field aid.....	1	1,500	1	1,500	1	1,500
Grade 2. Under biological aid.....	1	1,200	1	1,200	1	1,200
Grade 1. Assistant field aid.....	7	1,328	7	1,328	7	1,328
Clerical, administrative, and fiscal service:						
Grade 5. Senior clerk.....	2	2,250	2	2,250	2	2,250
Senior clerk-stenographer.....	3	2,066	3	2,066	3	2,066
Grade 3. Assistant clerk.....	2	1,830	2	1,830	2	1,830
Assistant clerk-stenographer.....	1	1,620	1	1,620	2	1,740
Senior stenographer.....					1	1,620
Grade 2. Junior clerk-stenographer.....	0.5	1,500	1.5	1,460	2	1,470
Junior stenographer.....			0.5	1,440	1	1,380
Custodial service:						
Grade 6. Mechanic.....	1	1,680	1	1,680	1	1,680
Grade 4. Senior guard.....	1	1,620	1	1,620	1	1,620
Garageman-driver.....	7	1,560	7	1,560	7	1,560
Grade 2. Unskilled laborer.....	8	1,345	10	1,350	12	1,325
Grade 1. Janitor.....	1	720	1	720	1	720
Total permanent, field.....	97.5	259,250	115	300,330	124	315,520
Deduct lapses and administrative furloughs.....				29,796		3,596
Net permanent, field.....		259,250		270,534		311,924
Temporary employees, field.....		13,865		15,038		25,064
All personal services, field.....		273,115		285,572		336,988
Total, departmental and field.....		292,415		304,872		356,010
Deduct subsistence and quarters furnished.....						200
Deduct legislative reductions.....		292,415		304,872		355,810
		29,241		45,730		37,024
Total.....		263,174		259,142		318,786
Add cash allowance for quarters, heat, light, etc., incident to personal services (Foreign Service).....		3,380		2,873		4,611
01 Personal services (net).....		266,554		262,015		323,397
OTHER OBLIGATIONS						
02 Supplies and materials.....		11,400		13,400		18,482
04 Storage of motor cars.....		200		200		189
05 Communication service.....		2,900		2,900		2,815
06 Travel expenses.....		9,000		11,500		11,285
07 Transportation of things.....		4,600		4,600		4,548
08 Printing and binding.....		40		40		39
10 Furnishing of heat, light, and power.....		5,300		5,300		5,256
11 Rents.....		14,200		14,200		14,174
12 Repairs and alterations.....		2,800		2,900		2,821
13 Special and miscellaneous current expenses.....		150		150		113
30 Equipment.....		3,615		3,990		4,021
Total other obligations.....		54,205		59,180		63,743
Grand total obligations.....		320,759		321,195		387,140
1931 appropriation obligated in 1933 and 1934.....				-55,000		-55,000
Received by transfer from "Household and stored product insects".....				-14,300		-12,221
Transferred to "Forest and shade tree insects".....				+9,800		+9,569
Transferred to "Identification and classification of insects".....						+1,500
Net total obligations.....		320,759		261,695		330,988
Estimated savings and unobligated balances.....				104,305		69,012
Total estimate or appropriation.....		320,759		366,000		400,000

Salaries and Expenses, Bureau of Entomology and Plant Quarantine—Continued.

By activities or projects	Obligations		
	Estimate, 1935	Estimate, 1934	Actual, 1933
1. Apple insects.....	\$45,850	\$43,090	\$38,171
2. Peach insects.....	41,600	39,750	48,089
3. Grape insects.....	5,565	5,350	5,036
4. Nut insects.....	17,680	17,000	32,019
5. Dried fruit insects.....	13,638	14,300	12,221
6. Subtropical fruit insects.....	38,030	35,870	44,236
7. Fruit flies.....	52,135	49,805	60,207
8. Insecticidal value of oils.....	4,800	4,630	9,700
9. Japanese and asiatic beetles.....	101,461	111,400	135,061
10. Blueberry maggot.....			2,400
Total.....	320,759	321,195	387,140

Japanese beetle control: For the control and prevention of spread of the Japanese beetle, **[\$349,837]** \$203,010 (U.S.C., title 5, secs. 511, 512; title 7, secs. 141-167, 281, 282; U.S.C., Supp. VI, title 7, secs. 146, 161, 164a, 165a; title 16, sec. 581c; act Mar. 3, 1933, 47 Stat., pp. 1443-1445, 1452, 1453, 1462, 1463).

Est. 1935, \$203,010

App. 1934, \$349,837

By objects	Obligations			
	Estimate, 1935	Estimate, 1934	Actual, 1933	
PERSONAL SERVICES, DEPARTMENTAL				
Professional service:				
Grade 6. Principal plant quarantine administrator.....		1 \$5,600	1 \$5,600	
Clerical, administrative, and fiscal service:				
Grade 6. Principal clerk.....	1 \$2,400	1 2,400	1 2,400	
Grade 3. Assistant clerk stenographer.....	1 1,620			
Total permanent, departmental.....	2 4,020	2 8,000	2 8,000	
PERSONAL SERVICES, FIELD				
Professional service:				
Grade 3. Associate plant quarantine inspector.....			0.6 3,300	
Associate entomologist.....	1 3,600	1 3,600	0.7 3,600	
Grade 2. Assistant entomologist.....	1 2,800	2 2,750	1.1 2,755	
Assistant plant quarantine inspector.....	3 2,634	3 2,634	3 2,634	
Grade 1. Junior plant quarantine inspector.....	1 2,000	2 2,200	1.4 2,116	
Junior entomologist.....	1 2,000	1 2,000	1 2,000	
Junior chemist.....			0.6 2,000	
Subprofessional service:				
Grade 7. Principal scientific aid.....	1 2,700	1 2,700	1 2,700	
Field supervisor in insect control.....	2 2,400	3 2,400	2.5 2,400	
Grade 6. Senior scientific aid.....	1 2,000	1 2,000	0.5 2,000	
Field supervisor in insect control.....	1 2,000	1 2,000	0.3 2,000	
Senior field aid.....	1 2,000	1 2,000	0.4 2,000	
Clerical, administrative, and fiscal service:				
Grade 13. Principal administrative officer.....	0.8 6,400	1 6,400	0.5 6,400	
Grade 12. Senior administrative officer.....	2.2 4,600	2.5 4,600	1.5 4,600	
Grade 11. Administrative officer.....	1 3,800	1 3,800	0.5 3,800	
Grade 9. Senior administrative assistant.....	0.5 3,700	1 3,700	0.5 3,700	
Grade 5. Senior clerk.....	2 2,200	2 2,200	1.7 2,218	
Grade 4. Clerk-stenographer.....	1 2,040	1 2,040	0.5 2,040	
Clerk.....		1 1,860	0.5 1,860	
Grade 3. Senior stenographer.....	1 1,860	1 1,860	1 1,860	
Assistant clerk-stenographer.....		1 1,680	0.5 1,680	
Assistant clerk.....			0.2 1,980	
Grade 2. Junior clerk typist.....	1 1,560	1 1,560	0.6 1,560	
Junior telephone operator.....	1 1,560	1 1,560	0.5 1,560	
Map drawer, blueprinter.....	1 1,500	1 1,500	0.5 1,500	
Junior stenographer.....	3 1,480	3 1,480	3 1,480	
Senior typist.....	1 1,440	1 1,440	2 1,440	
Stenographer.....			2 1,440	
Grade 1. Junior typist.....	2 1,350	2 1,350	2 1,350	
Underclerk-typist.....	1 1,500	1 1,500	0.3 1,500	
Multigraph operator.....			0.5 1,320	
Custodial service:				
Grade 10. Superintendent of garage.....	1 2,600	1 2,600	0.5 2,600	
Grade 5. Carpenter, sign painter.....	1 1,800	1 1,800	0.5 1,800	
Automobile mechanic.....	1 1,980	3 1,680	1.5 1,680	
Farm mechanic.....			0.5 1,680	
Auto spray painter.....		1 1,620	0.5 1,620	
Garageman, driver.....	0.8 1,620	4 1,575	5.5 1,573	
Skilled laborer.....			0.5 1,560	
Janitor.....		1 1,500	1 1,500	
Garage repairman.....	1 1,800	1 1,800	0.1 1,800	
Grade 3. Watchman.....			1 1,200	
Grade 1. Junior messenger.....			1 720	
Per diem and other unclassified employees:				
Agent.....	37 1,692	37 1,710	56.8 1,680	
Total permanent, field.....	73.3 147,472	86.5 175,172	101.3 186,803	
Deduct lapses and administrative furloughs.....	427	400	20,185	
Net permanent, field.....	147,045	174,772	166,618	
Temporary employees, field.....	42,325	81,617	68,351	
All personal services, field.....	189,370	256,389	234,969	
Total, departmental and field.....	193,390	264,389	242,969	

Salaries and Expenses, Bureau of Entomology and Plant Quarantine—Continued.

By objects	Obligations		
	Estimate, 1935	Estimate, 1934	Actual, 1933
PERSONAL SERVICES, FIELD—continued			
Deduct legislative reductions.....	\$19,339	\$39,658	\$29,363
Total cash paid salaries and wages.....	174,051	224,731	213,606
Deduct amount included in objects below.....		1,500	1,500
01 Personal services (net).....	174,051	223,231	212,106
OTHER OBLIGATIONS			
02 Supplies and materials.....	10,238	17,000	33,503
04 Storage and care of vehicles.....	100	600	629
05 Communication service.....	700	2,500	3,854
06 Travel expenses.....	8,500	16,940	28,092
07 Transportation of things (service).....	300	6,209	9,300
08 Printing and binding.....	50	250	299
09 Advertising and publication of notices.....	50	100	127
10 Furnishing of heat, light, and power.....	400	750	784
11 Rents.....	5,321	5,400	11,826
12 Repairs and alterations.....	3,000	5,000	7,887
13 Special and miscellaneous current expenses.....	50	50	80
30 Equipment.....	250	1,066	2,540
Total other obligations.....	28,959	55,799	98,921
Net total obligations.....	203,010	279,030	311,027
Estimated savings and unobligated balances.....		70,807	38,973
Total estimate or appropriation.....	203,010	349,837	350,000
BY PROJECTS			
1. Supervision of nurseries and greenhouses.....	164,410	173,955	156,020
2. Nursery and greenhouse scouting.....	11,800	11,535	17,034
3. Trapping.....		42,930	61,917
4. Trapping control.....		4,807	19,919
5. Quarantine enforcement, vehicle inspection.....	25,000	22,456	23,375
6. Quarantine enforcement, farm products inspection.....	1,800	15,376	22,681
7. Soil treatment.....		7,971	10,081
Total.....	203,010	279,030	311,027

Mexican fruit fly control: For the control and prevention of spread of the Mexican fruit fly, including necessary surveys and control operations in Mexico in cooperation with the Mexican Government or local Mexican authorities, **[\$114,197]** \$101,652 (U.S.C., title 5, secs. 511, 512; title 7, secs. 141-167, 281, 282; U.S.C., Supp. VI, title 7, secs. 146, 161, 164a, 165a; title 16, sec. 581c; act Mar. 3, 1933, 47 Stat., pp. 1443-1445, 1452, 1458, 1462, 1463)

Est. 1935, \$101,652

App. 1934, \$114,197

By objects	Obligations			
	Estimate, 1935	Estimate, 1934	Actual, 1933	
PERSONAL SERVICES, DEPARTMENTAL				
Clerical, administrative, and fiscal services:				
Grade 6. Principal clerk.....	0.5 \$2,500			
Grade 3. Assistant clerk-stenographer.....	1 1,680	2 \$1,710	2 \$1,710	
Total permanent, departmental.....	1.5 2,930	2 3,420	2 3,420	
Deduct lapses and administrative furloughs.....		100		
Net permanent, departmental.....	2,930	3,320	3,420	
PERSONAL SERVICES, FIELD				
Professional service:				
Grade 5. Senior plant quarantine inspector.....	1 4,800	1 4,800	1 4,800	
Grade 3. Associate plant quarantine inspector.....	2 3,400	2 3,400	2 3,400	
Grade 2. Assistant plant quarantine inspector.....	8 2,863	8 2,863	8 2,863	
Grade 1. Junior plant quarantine inspector.....	4 2,000	4 2,000	4 2,000	
Junior entomologist.....	1 2,100	1 2,100	1 2,100	
Subprofessional service:				
Grade 6. Senior plant quarantine aid.....	2 2,150	2 2,150	2 2,150	
Clerical, administrative, and fiscal service:				
Grade 7. Junior administrative assistant.....	1 2,800	1 2,800	1 2,800	
Grade 4. Clerk.....	1 1,800	1 1,800	1 1,800	
Grade 3. Assistant clerk-stenographer.....	1 1,680	1 1,680	1 1,680	
Cooperative and other unclassified employees:				
Agent.....	14 2,187	14 2,187	14 2,187	
Total permanent, field.....	35 85,802	35 85,802	35 85,802	

Salaries and Expenses, Bureau of Entomology and Plant Quarantine—Continued.

By objects	Obligations		
	Estimate, 1935	Estimate, 1934	Actual, 1933
PERSONAL SERVICES, FIELD—continued			
Deduct lapses and administrative furloughs.....		\$1,000	\$1,224
Net permanent, field.....	\$85,802	84,802	84,578
Temporary employees, field.....	4,660	5,270	9,448
All personal services, field.....	90,462	90,072	94,026
Total, departmental and field.....	93,392	93,392	97,446
Deduct legislative reductions.....	9,339	14,008	9,354
01 Personal services (net).....	84,053	79,384	88,092
OTHER OBLIGATIONS			
02 Supplies and materials.....	5,615	5,615	6,178
04 Storage and care of vehicles.....	500	500	583
05 Communication service.....	1,000	1,000	1,207
06 Travel expenses.....	1,500	1,500	1,582
07 Transportation of things (service).....	1,300	1,300	1,303
08 Printing and binding.....	5	5	7
09 Advertising and publication of notices.....	4	4	4
10 Furnishing of heat, light, and power.....	75	75	94
11 Rents.....	1,900	1,900	1,996
12 Repairs and alterations.....	2,500	2,500	2,675
30 Equipment.....	3,200	3,200	4,460
Total, other obligations.....	17,599	17,599	20,089
Net total, obligations.....	101,652	96,983	108,181
Estimated savings and unobligated balances.....		17,214	13,899
Total, estimate or appropriation.....	101,652	114,197	122,080
By PROJECTS			
1. Grove and packing-house inspection.....	89,745	85,583	63,765
2. Certification for removal or shipment of fruit.....	916	800	800
3. Spraying and control in Mexico.....	2,747	2,600	2,600
4. Spraying and control in Texas.....	4,580	4,500	37,516
5. Road stations.....	3,664	3,500	3,500
Total.....	101,652	96,983	108,181

Citrus-canker eradication: For [conducting such investigations of the nature and means of communication of the disease of citrus trees known as citrus canker,] *determining* and [for] applying such methods of eradication or control of the disease of *citrus trees known as citrus canker* as in the judgment of the Secretary of Agriculture may be necessary, including [the payment of such expenses and the employment of such persons and means, in the city of Washington and elsewhere, and] cooperation with such authorities of the States concerned, organizations of growers, or individuals, as he may deem necessary to accomplish such purposes, [\$25,000] \$12,299, and, [in the discretion of the Secretary of Agriculture,] no expenditures shall be made for these purposes until a sum or sums at least equal to such expenditures shall have been appropriated, subscribed, or contributed by State, county, or local authorities, or by individuals or organizations for the accomplishment of such purposes: *Provided*, That no part of the money herein appropriated shall be used to pay the cost or value of trees or other property injured or destroyed (*U.S.C., title 5, secs. 511, 512; title 7, secs. 141-167, 281, 282; U.S.C., Supp. VI, title 7, secs. 146, 161, 164a, 165a; title 16, sec. 581c; act Mar. 3, 1933, 47 Stat., pp. 1443-1445, 1452, 1453, 1462, 1463*).

Est. 1935, \$12,299

App. 1934,*

* \$25,000 appropriated under Bureau of Plant Industry.

By objects	Obligations		
	Estimate, 1935	Estimate, 1934	Actual, 1933
PERSONAL SERVICES, DEPARTMENTAL			
Professional service:			
Grade 7. Associate chief of bureau.....			0.3 \$7,000
Clerical, administrative, and fiscal service:			
Grade 5. Senior clerk.....	1 \$2,200	1 \$2,200	1 2,200
Senior clerk-stenographer.....			0.5 2,300
Total permanent, departmental.....	1 2,200	1 2,200	1.8 5,450
Deduct lapses and administrative furloughs.....			350
Net permanent, departmental.....	2,200	2,200	5,100

Salaries and Expenses, Bureau of Entomology and Plant Quarantine—Continued.

By objects	Obligations					
	Estimate, 1935		Estimate, 1934		Actual, 1933	
PERSONAL SERVICES, FIELD	Posi- tions	Av. salary	Posi- tions	Av. salary	Posi- tions	Av. salary
Per diem and other unclassified employees:						
Agent.....	5	\$1,896	5	\$1,896	5	\$1,896
Collaborating clerk.....	1	180	1	180	1	180
Total permanent, field.....	6	9,660	6	9,660	6	9,660
Deduct lapses and administrative furloughs.....						14
Net permanent positions, field.....		9,660		9,660		9,646
Temporary employees, field.....						10,702
All personal services, field.....		9,660		9,660		20,348
Total, departmental and field.....		11,860		11,860		25,448
Deduct legislative reductions.....		1,186		1,779		2,243
01 Personal services (net).....		10,674		10,081		23,205
OTHER OBLIGATIONS						
02 Supplies and materials.....		10		10		5
05 Communication service.....		25		25		21
06 Travel expenses.....		1,350		1,350		1,313
07 Transportation of things (service).....		100		100		89
08 Stenographic work, typewriting, multi-graphing, and mimeographing.....						1
13 Special and miscellaneous current expenses.....		40		40		28
30 Equipment.....		100		100		809
Total other obligations.....		1,625		1,625		2,266
Grand total obligations.....		12,299		11,706		25,471
Estimated savings and unobligated balances.....				13,294		4,529
Total estimate or appropriation.....		12,299		25,000		30,000

[Salaries and Expenses, Bureau of Plant Quarantine—]

[Phony-peach disease: For the control and prevention of spread of the phony-peach disease, \$10,799 and for the certification of products out of the infected areas to meet the requirements of State quarantines] (*U.S.C., title 5, secs. 511, 512; title 7, secs. 141-167; U.S.C., Supp. VI, title 7, secs. 146, 161, 164a, 165a; act Mar. 3, 1933, 47 Stat., p. 1463*).

App. 1934, \$10,799

By objects	Obligations		
	Estimate, 1935	Estimate, 1934	Actual, 1933
Transferred to appropriation "Phony peach eradication" under new Bureau of Entomology and Plant Quarantine.....		\$8,963	\$10,423
Estimated savings and unobligated balances.....		1,836	1,057
Total estimate or appropriation.....		10,799	11,480

Phony-peach eradication: For [conducting such investigations of the nature and means of communication of the disease of peach trees known as phony peach] *determining* and [for] applying such methods of eradication, [or] control, and/or prevention of spread of the disease of *peach trees known as phony peach* as in the judgment of the Secretary of Agriculture may be necessary, including [the payment of such expenses and the employment of such persons and means, in the city of Washington and elsewhere, and] cooperation with such authorities of the States concerned, organizations of growers, or individuals, as he may deem necessary to accomplish such purposes, *including the certification of products out of the infected areas to meet the requirements of State quarantines*, [\$41,860] \$45,462, and [in the discretion of the Secretary of Agriculture,] no expenditure shall be made for these purposes until a sum or sums at least equal to such expenditures shall have been appropriated, subscribed, or contributed by State, county, or local authorities, or by individuals or organizations for the accomplishment of such purposes: *Provided*, That no part of the money herein appropriated shall be used to pay the cost or value of trees or other property injured or destroyed (*U.S.C., title 5, secs. 511, 512; title 7, secs. 141-167, 281, 282; U.S.C., Supp. VI, title 7, secs. 146, 161, 164a, 165a; title 16, sec. 581c; act Mar. 3, 1933, 47 Stat., pp. 1443-1445, 1452, 1453, 1462, 1463*).

Est. 1935, \$45,462

App. 1934 •

• [\$41,860 appropriated under Bureau of Plant Industry.

Salaries and Expenses, Bureau of Entomology and Plant Quarantine—Continued.

By objects	Obligations					
	Estimate, 1935		Estimate, 1934		Actual, 1933	
	Posi- tions	Av. salary	Posi- tions	Av. salary	Posi- tions	Av. salary
PERSONAL SERVICES, DEPARTMENTAL						
Professional service:						
Grade 7. Associate chief of bureau					0.3	\$7,000
Grade 6. Principal bacteriologist	1	\$6,400				
Total permanent, departmental	1	6,400			0.3	2,100
Deduct lapses and administrative furloughs						350
Net permanent, departmental		6,400				1,750
PERSONAL SERVICES, FIELD						
Professional service:						
Grade 5. Senior pathologist					0.3	4,800
Subprofessional service:						
Grade 8. Chief scientific aid	1	2,700	1	\$2,700	1	2,700
Clerical, administrative, and fiscal service:						
Grade 2. Junior clerk-stenographer	1	1,440	1	1,440	1	1,440
Per diem and other unclassified employees:						
Agent	16	2,183	19	2,175	19	2,175
Stenographer	0.3	1,750	0.3	1,750	0.3	1,750
Collaborator	1	300	1	300	1	300
Total permanent, field	19.3	39,890	22.3	46,290	22.6	47,730
Deduct lapses and administrative furloughs		573		573		687
Net permanent, field		39,317		45,717		47,043
Total, departmental and field		45,717		45,717		48,793
Deduct legislative reductions		4,572		6,857		4,980
01 Personal services (net)		41,145		38,860		43,813
OTHER OBLIGATIONS						
02 Supplies and materials		250		250		295
04 Storage and care of vehicles		30		30		34
05 Communication service		350		350		419
06 Travel expenses		3,505		3,505		10,816
07 Transportation of things (service)		35		35		29
08 Printing, engraving, and lithographing						6
10 Furnishing light, power, water, and electricity		15		15		14
12 Repairs and alterations		80		80		150
30 Equipment		52		52		444
Total other obligations		4,317		4,317		12,207
Grand total obligations		45,462		43,177		56,020
Transferred from:						
Bureau of Plant Industry				-41,860		-50,000
Bureau of Plant Quarantine				-10,799		-11,480
Estimated savings and unobligated balances				+9,482		+5,460
Total estimate or appropriation		45,462				

Date scale control: For the control and prevention of spread of the Parlatoria date scale, **\$27,925** *U.S.C., title 5, secs. 511, 512; title 7, secs. 141-167, 281, 282; U.S.C., Supp. VI, title 7, secs. 146, 161, 164a, 165a, title 16, sec. 581c; act Mar. 3, 1933, 47 Stat., pp. 1443-1445, 1452, 1453, 1462, 1463.*

Est. 1935, \$22,768

App. 1934, \$27,925

By objects	Obligations					
	Estimate, 1935		Estimate, 1934		Actual, 1933	
	Posi- tions	Av. salary	Posi- tions	Av. salary	Posi- tions	Av. salary
PERSONAL SERVICES, FIELD						
Professional service:						
Grade 5. Senior entomologist	1	\$4,600	1	\$4,600	1	\$4,600
Grade 3. Associate horticulturist	1	3,500	1	3,500	1	3,500
Grade 2. Assistant plant quarantine inspector	1	3,100	1	3,100	0.6	3,100
Grade 1. Junior plant quarantine inspector	2	2,100	2	2,100	2.6	2,100
Subprofessional service:						
Grade 8. Chief scientific aid	1	2,800	1	2,800	1	2,800
Grade 6. Senior scientific aid	2	2,250	2	2,250	2	2,250
Grade 5. Scientific aid	1	1,800	2	1,830	3	1,820
Grade 3. Junior scientific aid					2	1,800
Cooperative and other unclassified employees:						
Unskilled laborer					1	1,620
Agent	1	1,700	1	1,700	6	1,723
Total permanent, field	10	26,200	11	28,060	20.2	43,738
Deduct lapses and administrative furloughs		3,730		2,305		11,720
Net permanent, field		22,470		25,755		32,018
Temporary employees, field				454		1,738
All personal services, field		22,470		26,209		33,756
Deduct subsistence and quarters furnished		150		200		
Total, departmental and field		22,320		26,009		33,556
Deduct legislative reductions		2,232		3,931		3,406
01 Personal services (net)		20,088		22,078		30,150

Salaries and Expenses, Bureau of Entomology and Plant Quarantine—Continued.

By objects	Obligations					
	Estimate, 1935		Estimate, 1934		Actual, 1933	
	Posi- tions	Av. salary	Posi- tions	Av. salary	Posi- tions	Av. salary
OTHER OBLIGATIONS						
02 Supplies and materials		\$1,000		\$1,300		\$1,304
04 Storage and care of vehicles		60		60		62
05 Communication service		90		105		110
06 Travel expenses		750		945		946
07 Transportation of things (service)		10		10		16
09 Advertising and publication of notices				5		8
10 Furnishing of heat, light, and power		50		50		59
11 Rents		120		965		965
12 Repairs and alterations		600		660		696
Total other obligations		2,680		4,100		4,166
Net total obligations		22,768		26,178		34,316
Estimated savings and unobligated balances				1,747		4,299
Total estimate or appropriation		22,768		27,925		38,615
BY PROJECTS						
1. Eradication		19,600		23,178		30,316
2. Scouting		3,168		3,000		4,000
Total		22,768		26,178		34,316

Forest insects: For insects affecting forests and forest products, under section 4 of the Act approved May 22, 1928 (U.S.C., Supp. **[V]** VI, title 16, sec. 581c), entitled "An Act to insure adequate supplies of timber and other forest products for the people of the United States, to promote the full use for timber growing and other purposes of forest lands in the United States, including farm wood lots and those abandoned areas not suitable for agricultural production, and to secure the correlation and the most economical conduct of forest research in the Department of Agriculture, through research in reforestation, timber growing, protection, utilization, forest economics, and related subjects," **[\$179,970]** *\$145,655 (U.S.C., title 5, secs. 511, 512; title 7, secs. 141-167, 281, 282; U.S.C., Supp. VI, title 7, secs. 146, 161, 164a, 165a; title 16, sec. 581c; act Mar. 3, 1933, 47 Stat., pp. 1443-1445, 1452, 1453, 1462, 1463).*

Est. 1935, \$145,655

App. 1934, \$179,970

By objects	Obligations					
	Estimate, 1935		Estimate, 1934		Actual, 1933	
	Posi- tions	Av. salary	Posi- tions	Av. salary	Posi- tions	Av. salary
PERSONAL SERVICES, DEPARTMENTAL						
Professional service:						
Grade 6. Principal entomologist	1	\$5,800	1	\$5,800	1	\$5,800
Grade 5. Senior entomologist	2	4,600	2	4,600	2	4,600
Grade 4. Entomologist	2	3,800	2	3,800	1	3,800
Clerical, administrative, and fiscal service:						
Grade 5. Senior clerk-stenographer	1	2,500	1	2,500	1	2,500
Grade 3. Assistant clerk-stenographer	2	1,800	2	1,800	2	1,800
Grade 2. Junior clerk	1	1,680	1	1,680	1	1,680
01 Total permanent, departmental	9	30,380	9	30,380	8	26,580
PERSONAL SERVICES, FIELD						
Professional service:						
Grade 5. Senior entomologist	3	4,666	4	4,650	4	4,650
Grade 4. Entomologist	2	4,200	2	4,200	2	4,200
Grade 3. Associate entomologist	3	3,333	3	3,333	5	3,380
Grade 2. Assistant entomologist	11	2,855	12	2,833	13	2,846
Grade 1. Junior entomologist	3	2,200	5	2,160	5	2,160
Subprofessional service:						
Grade 7. Principal scientific aid	1	2,800	1	2,800	1	2,800
Grade 6. Senior scientific aid	3	2,266	3	2,266	4	2,300
Grade 5. Scientific aid	2	1,920	2	1,920	2	1,920
Agent					2	1,890
Grade 4. Assistant scientific aid	1	1,980	1	1,980	1	1,980
Field aid	1	1,680	1	1,680		
Clerical, administrative, and fiscal service:						
Grade 5. Senior clerk-stenographer	1	2,400	1	2,400	1	2,400
Grade 4. Clerk-stenographer	1	1,860	1	1,860	2	1,830
Grade 3. Assistant clerk-stenographer					1	1,740
Total permanent, field	32	91,760	37	104,960	43	121,100
Deduct lapses and administrative furloughs						3,225
Net permanent, field		91,760		104,960		117,875
Temporary employees, field		5,800		6,300		27,323
All personal services, field		97,560		111,260		145,198
Total, departmental and field		127,940		141,640		171,778
Deduct legislative reductions		12,794		21,246		17,081
		115,146		120,394		154,747

Salaries and Expenses, Bureau of Entomology and Plant Quarantine—Continued.

By objects	Obligations		
	Estimate, 1935	Estimate, 1934	Actual, 1933
PERSONAL SERVICES, FIELD—continued			
Add cash allowances for quarters, heat, light, etc., incident to personal services (Foreign Service).....	\$600	\$510	\$638
01 Personal services (net).....	115,746	120,904	155,385
OTHER OBLIGATIONS			
02 Supplies and materials.....	4,800	4,000	5,909
04 Storage of motor cars.....	200	200	202
05 Communication service.....	1,200	1,200	1,138
06 Travel expenses.....	10,170	11,070	11,563
07 Transportation of things.....	1,000	1,000	1,025
08 Printing and binding.....	5	5	3
10 Furnishing of heat, light, and power.....	300	200	284
11 Rent.....	4,500	4,400	4,589
12 Repairs and alterations.....	800	800	1,304
13 Special and miscellaneous current expenses.....	20	20	34
30 Equipment.....	6,914	4,936	6,622
Total other obligations.....	29,909	27,831	32,673
Grand total obligations.....	145,655	148,735	188,058
Received by transfer from "Fruit insects".....		-9,800	-9,569
Received by transfer from "Household and stored product insects".....		-4,500	-3,577
Transferred to "Identification and classification of insects".....			+500
Net total obligations.....	145,655	134,435	175,412
Estimated savings and unobligated balances.....		45,535	34,378
Total estimate or appropriation.....	145,655	179,970	209,790
BY PROJECTS			
1. Forest insects.....	90,000	85,938	98,747
2. Introduced forest insects.....	55,655	52,997	79,742
3. Shade tree and hardy shrub insects.....		9,800	9,569
Total.....	145,655	148,735	188,058

Emergency Conservation Fund (Entomology)—

By objects	Obligations		
	Estimate, 1935	Estimate, 1934	Actual, 1933
PERSONAL SERVICES, FIELD			
Temporary employees, field.....		\$10,519	
Deduct legislative reductions.....		1,577	
01 Personal services (net).....		8,942	
OTHER OBLIGATIONS			
02 Supplies and materials.....		3,000	
06 Travel expenses.....		5,000	
30 Equipment.....		3,058	
Total other obligations.....		11,058	
Grand total obligations.....		20,000	
Received by transfer from Emergency Conservation fund (act Mar. 31, 1933).....		-20,000	
Total estimate or appropriation.....			

Salaries and Expenses, Bureau of Plant Quarantine—

【Gypsy and brown-tail moths: For the control and prevention of spread of the gypsy and brown-tail moths, \$408,388】 (U.S.C., title 5, secs. 511, 512; title 7, secs. 141-167, 281, 282; U.S.C., Supp. VI, title 7, secs. 146, 161, 164a, 165a; title 16, sec. 581c; act Mar. 3, 1933, 47 Stat., pp. 1443-1445, 1452, 1453, 1462, 1463).

App. 1934, \$408,388

Salaries and Expenses, Bureau of Plant Quarantine—Continued.

By objects	Obligations					
	Estimate, 1935		Estimate, 1934		Actual, 1933	
	Posi- tions	Av. salary	Posi- tions	Av. salary	Posi- tions	Av. salary
PERSONAL SERVICES, DEPARTMENTAL						
Clerical, administrative, and fiscal service:						
Grade 3. Assistant clerk.....	1	\$1,800	1	\$1,800	1	\$1,800
Senior operator.....	1	1,680	1	1,680	1	1,680
Assistant clerk-stenographer.....	1		1	1,620	1	1,620
Grade 2. Junior clerk-typist.....			1	1,680	1	1,680
Total permanent, departmental.....	2	3,480	4	6,780	4	6,780
Deduct lapses and administrative furloughs.....				50		70
Net permanent, departmental.....		3,480		6,730		6,710
PERSONAL SERVICES, FIELD						
Professional service:						
Grade 6. Principal entomologist.....			1	6,000	1	6,000
Grade 5. Senior entomologist.....			0.2	4,800	1	4,800
Subprofessional service:						
Grade 7. Principal scientific aid.....			1.9	2,563	7	2,629
Field supervisor in insect control.....	1	2,400	2.6	2,346	12.1	2,317
Grade 6. Senior scientific aid.....	18	2,239	18.4	2,240	21	2,248
Clerical, administrative, and fiscal service:						
Grade 13. Senior administrative officer.....	0.3	6,400				
Grade 12. Senior administrative officer.....	0.3	4,600	0.2	4,600	1	4,600
Grade 11. Administrative officer.....			1	4,400	1	4,400
Grade 10. Junior administrative officer.....			1	3,800	1	3,800
Grade 9. Senior administrative assistant.....	1.5	3,567	1.4	3,486	2.2	3,491
Grade 5. Senior clerk.....	1	2,300	0.4	2,400	2	2,400
Senior clerk-stenographer.....			2	2,300	2	2,300
Grade 4. Clerk-stenographer.....	1	1,860	2.2	2,018	4	2,070
Assistant topographical draftsman.....			0.2	1,800	1	1,800
Grade 3. Assistant clerk-stenographer.....			0.2	1,740	1	1,740
Grade 2. Junior clerk-typist.....	1	1,440	1	1,440	1	1,440
Junior storekeeper.....			0.3	1,440	0.2	1,440
Custodial service:						
Grade 8. Principal mechanic.....			0.2	2,300	1	2,300
Grade 7. General auto mechanic.....			0.3	2,100	2	2,100
Grade 6. General auto mechanic.....	2	1,740	2.5	1,750	5	1,764
Grade 3. Laborer watchman.....			0.3	1,260	0.2	1,260
Per diem and other unclassified employees:						
Agent.....	9	2,200	15	1,996	76.7	1,870
Unskilled laborer.....			1	1,302	1	1,640
Laborer watchman.....			2	1,602	2	1,610
Collaborator.....	2	420	1.2	290	1	240
Total permanent, field.....	37.1	81,027	56.5	126,364	147.4	311,976
Deduct lapses and administrative furloughs.....		322		4,079		14,639
Net permanent, field.....		80,750		122,285		297,337
Temporary employees, field.....		16,500		16,500		16,680
All personal services, field.....		97,250		138,785		314,017
Total, departmental and field.....		100,730		145,515		320,727
Deduct legislative reductions.....		8,423		21,827		33,692
Total cash paid, salaries and wages.....		92,307		123,688		287,035
Deduct amount included in objects below.....						300
01 Personal services (net).....		92,307		123,688		286,735
OTHER OBLIGATIONS						
02 Supplies and materials.....		1,985		4,000		25,190
04 Storage and care of vehicles.....		240		500		998
05 Communication service.....		700		1,800		3,162
06 Travel expenses.....		2,500		4,317		12,280
07 Transportation of things (service).....		150		350		2,140
08 Printing and binding.....						94
10 Furnishing of heat, light, and power.....		50		200		1,700
11 Rents.....				1,265		10,667
12 Repairs and alterations.....		1,000		2,775		9,030
13 Special and miscellaneous current ex- penses.....		50		200		200
30 Equipment.....		300		500		8,095
Total other obligations.....		6,975		15,907		73,556
Net total obligations.....		99,282		139,595		360,291
Deduct on account of Public Works allot- ment of.....		-99,282				
Estimated savings and unobligated bal- ances.....				268,793		39,709
Total estimate or appropriation.....				408,388		400,000

Salaries and Expenses, Bureau of Plant Quarantine—Continued.

By PROJECTS	Obligations		
	Estimate, 1935	Estimate, 1934	Actual, 1933
1. Inspection and certification.....	\$99,282	\$105,000	\$134,652
2. Barrier zone scouting and extermination.....		26,500	121,674
3. Work on Long Island.....		727	5,133
4. Extermination work in Pennsylvania.....		7,368	98,832
Deduct on account of Public Works allotment of.....	-99,282		
Total.....		139,595	360,291

National Industrial Recovery, Agriculture, Entomology and Plant Quarantine—

By objects	Obligations					
	Estimate, 1935		Estimate, 1934		Actual, 1933	
<i>Gipsy moth control</i>	Posi- tions	Av. salary	Posi- tions	Av. salary	Posi- tions	Av. salary
PERSONAL SERVICES, FIELD						
Professional service:						
Grade 5. Senior entomologist.....			0.9	\$4,800		
Subprofessional service:						
Grade 7. Principal scientific aid.....			5.3	2,651		
Field supervisor in insect control.....			10.9	2,311		
Grade 6. Senior scientific aid.....			1.8	2,300		
Clerical, administrative, and fiscal service:						
Grade 12. Senior administrative officer.....			0.9	4,600		
Grade 10. Junior administrative officer.....			0.9	3,800		
Grade 9. Senior administrative assistant.....			0.9	3,500		
Grade 5. Senior clerk.....			1.8	2,400		
Grade 4. Clerk-stenographer.....			0.9	2,100		
Assistant topographical draftsman.....			0.9	1,800		
Grade 3. Assistant clerk-stenographer.....			1.7	1,712		
Grade 2. Junior clerk-stenographer.....			9.4	1,452		
Junior storekeeper.....			0.8	1,440		
Grade 1. Junior typist.....			0.3	1,260		
Custodial service:						
Grade 8. Principal mechanic.....			0.9	2,300		
Grade 7. General auto mechanic.....			1.8	2,100		
Grade 6. General auto mechanic.....			5.9	1,726		
Garage repairman.....			0.8	1,800		
Auto mechanic.....			1.6	1,680		
Grade 5. Auto spray painter.....			0.4	1,620		
Grade 3. Laborer-watchman.....			0.7	1,260		
Grade 2. Assistant messenger.....			0.8	1,080		
Per diem and other unclassified employees:						
Agent.....			170.2	1,652		
Collaborator.....			0.9	240		
Net permanent, field.....			221.4	388,271		
Temporary employees, field.....				1,295,147		
All personal services, field.....				1,683,418		
Deduct legislative reductions.....				58,241		
01 Personal services (net).....				1,625,177		
OTHER OBLIGATIONS						
02 Supplies and materials.....				39,313		
04 Storage and care of vehicles.....				1,500		
05 Communication service.....				2,000		
06 Travel expenses.....				5,000		
07 Transportation of things (service).....				4,015		
09 Advertising and publication of notices.....				150		
11 Rents.....				9,958		
12 Repairs and alterations.....				118,100		
13 Special and miscellaneous current expenses.....				600		
30 Equipment.....				115,525		
Total other obligations.....				296,161		
Net total obligations.....				1,921,338		
Add amount to be used in regular appropriation for gipsy and brown-tail moth control.....		+\$99,282				
1934 appropriation available in 1935.....		—99,282		1,921,338		
Total.....				+99,282		
Received by transfer from Federal Emergency Administration of Public Works.....				2,020,620		
Total estimate or appropriation.....				—2,020,620		
BY PROJECTS						
Federal project no.—						
23. New York.....				50,000		
24. Vermont.....				573,523		
25. Massachusetts.....				369,550		
26. Connecticut.....				433,675		
27. Pennsylvania.....				494,590		
Total.....				1,921,338		

Salaries and Expenses, Bureau of Plant Quarantine—

Blister rust: For the control and prevention of spread of the whitepine blister rust, \$9,306 (U.S.C., title 5, secs. 511, 512; title 7, secs. 141-167; U.S.C., Supp. VI, title 7, secs. 146, 161, 164a, 165a; act Mar. 3, 1933, 47 Stat., p. 1463).

App. 1934, \$9,306

By objects	Obligations		
	Estimate, 1935	Estimate, 1934	Actual, 1933
Transferred to appropriation "Blister-rust control" under new Bureau of Entomology and Plant Quarantine.....		\$7,725	\$8,488
Estimated savings and unobligated balance.....		1,581	1,412
Total estimate or appropriation.....		9,306	9,900

[Salaries and Expenses, Bureau of Plant Quarantine]—

Blister-rust control: For applying such methods of eradication or control, of the white-pine blister rust as in the judgment of the Secretary of Agriculture may be necessary, including the payment of such expenses and the employment of such persons and means in the city of Washington and elsewhere, in cooperation with such authorities of the States concerned, organizations, or individuals as he may deem necessary to accomplish such purposes, and in the discretion of the Secretary of Agriculture no expenditures shall be made for these purposes until a sum or sums at least equal to such expenditures shall have been appropriated, subscribed, or contributed by State, county, or local authorities, or by individuals or organizations for the accomplishment of such purposes, \$375,233: Provided, That no part of this appropriation shall be used to pay the cost or value of trees or other property injured or destroyed (U.S.C., title 5, secs. 511, 512; title 7, secs. 141-167, 281, 282; U.S.C., Supp. VI, title 7, secs. 146, 161, 164a, 165a; title 16, sec. 581c; act Mar 3, 1933, 47 Stat., pp. 1443-1445, 1452, 1453, 1462, 1463).

App. 1934 "

• \$375,233 appropriated under Bureau of Plant Industry.

By objects	Obligations					
	Estimate, 1935		Estimate, 1934		Actual, 1933	
PERSONAL SERVICES, DEPARTMENTAL	Posi- tions	Av. salary	Posi- tions	Av. salary	Posi- tions	Av. salary
Professional service:						
Grade 6. Principal pathologist.....			1	\$5,800	1	\$5,800
Principal plant quarantine ad- ministrator.....	0.2	\$5,600				
Grade 5. Senior pathologist.....	2	5,200	2	5,200	2	5,200
Grade 3. Associate pathologist.....	1	3,600	1	3,600	1.3	3,450
Associate plant quarantine in- spector.....	0.5	3,400	0.5	3,400		
Subprofessional service:						
Grade 5. Scientific illustrator.....	1	1,860	1	1,860	1	1,860
Grade 4. Assistant scientific aid.....			0.6	1,680		
Clerical, administrative, and fiscal service:						
Grade 7. Junior administrative assistant. Junior investigator.....	1	2,600	1	2,600		
					0.3	2,600
Grade 6. Principal clerk.....	0.5	2,500	0.5	2,500	1	2,500
Grade 5. Senior photographer.....			0.2	2,500	0.2	2,500
Senior clerk.....	1	2,600				
Grade 4. Clerk.....	3	1,840	3	1,840	3	1,840
Grade 3. Assistant clerk-stenographer.....	2	1,740	2	1,740	2	1,740
Assistant clerk.....	3	1,760	3	1,760	3	1,760
Grade 2. Junior clerk.....	1	1,500	1	1,500	1	1,500
Junior clerk-typist.....	2	1,440	2	1,440	2	1,440
Custodial service:						
Grade 2. Junior laborer.....			0.2	1,140	0.3	1,140
Assistant messenger.....	1	1,080	1	1,080	1	1,080
Total permanent, departmental.....	19.2	44,870	20	48,686	20.1	49,007
Deduct lapses and administrative furloughs.....		186		99		85
Net permanent, departmental.....		44,684		48,587		48,922
Temporary employees, departmental.....				110		105
All personal services, departmental.....		44,684		48,697		49,027
PERSONAL SERVICES, FIELD						
Professional service:						
Grade 5. Senior pathologist.....	2	4,600	2	4,600	2	4,600
Grade 4. Forester.....	1	3,800	1	3,800	1	3,800
Grade 3. Associate forester.....	1	3,700	1	3,700	1	3,700
Associate pathologist.....	3.7	3,397	6.5	3,370	7	3,386
Grade 2. Assistant forester.....	1	3,100	1	3,100	1	3,100
Assistant chemist.....	1	2,600	1	2,600	1	2,600
Assistant pathologist.....	1	2,600	1	2,600	1	2,600
Grade 1. Junior forester.....	6.2	2,173	8.1	2,220	9	2,189
Junior microanalyst.....	1	2,000	1	2,000	1	2,000
Clerical, administrative, and fiscal service:						
Grade 5. Senior clerk.....	1	2,500	1	2,500	1	2,500
Grade 4. Clerk.....	1.1	1,909	2.2	1,807	3	1,843

Salaries and Expenses, Bureau of Plant Quarantine—Continued.

By objects	Obligations					
	Estimate, 1935		Estimate, 1934		Actual, 1933	
PERSONAL SERVICES, FIELD—continued	Posi- tions	Av. salary	Posi- tions	Av. salary	Posi- tions	Av. salary
Clerical, administrative, and fiscal service—Continued.						
Grade 2. Junior clerk-stenographer	2.1	\$1,469	2.2	\$1,460	3	\$1,460
Grade 1. Junior stenographer	0.1	1,260	1	1,260	1	1,260
Junior typist	1	1,440	1	1,440	1	1,440
Under clerk-typist	0.1	1,260	1	1,260	1	1,260
Per diem and other unclassified employees:						
Agent	7.4	2,512	34.9	1,365	55.7	2,204
Field assistant					1	1,440
Junior stenographer	0.3	1,440	0.3	1,440	0.3	1,440
Clerk			0.4	390		
Total permanent, field	31	81,440	66.6	128,761	91	211,398
Deduct lapses and administrative furloughs		799		109		1,329
Net permanent positions, field		80,641		128,652		210,069
Temporary employees, field		8,110		10,255		47,596
All personal services, field		88,751		138,907		257,665
Total, departmental and field		133,435		187,604		306,692
Deduct legislative reductions		13,344		28,141		31,348
01 Personal services (net)		120,091		159,463		275,344
OTHER OBLIGATIONS						
02 Supplies and materials		5,640		7,205		17,055
04 Subsistence and care of animals, and storage and care of vehicles (service)		225		300		1,200
05 Communication service		1,000		1,340		1,965
06 Travel expenses		14,322		21,859		35,695
07 Transportation of things (service)		550		1,502		3,002
08 Printing, engraving, and lithographing		450		713		513
09 Advertising and publication of notices		200		555		555
10 Furnishing light, power, water, and electricity		10		10		10
11 Rents		3,800		5,500		6,000
12 Repairs and alterations		700		1,610		3,110
13 Special and miscellaneous current expenses		150		200		400
30 Equipment		5,100		9,630		10,080
Total other obligations		32,147		50,424		79,585
Grand total obligations		152,238		209,887		354,929
Transferred to "Forest pathology", Bureau of Plant Industry				+13,882		+17,500
Transferred from—						
"Blister rust", Bureau of Plant Quarantine				-9,306		-9,900
"Blister rust control", Bureau of Plant Industry				-375,233		-400,000
Deduct on account of Public Works allotment of		-152,238				
Estimated savings and unobligated balance				+160,770		+37,471
Total estimate or appropriation						
BY PROJECTS						
1. Eastern control program		48,329		74,206		178,767
2. Western control program		98,226		127,956		167,674
3. Quarantine enforcement		5,683		7,725		8,488
Deduct on account of Public Works allotment of		-152,238				
Total				209,887		354,929

¹ Exclusive of \$16,054 of \$17,500 transferred to "Forest pathology."

National Industrial Recovery, Agriculture, Entomology and Plant Quarantine (Transferred from Plant Industry)—

By objects	Obligations					
	Estimate, 1935		Estimate, 1934		Actual, 1933	
White pine blister rust control						
PERSONAL SERVICES, DEPARTMENTAL	Posi- tions	Av. salary	Posi- tions	Av. salary	Posi- tions	Av. salary
Subprofessional service:						
Grade 8. Chief scientific aid			0.3	\$2,900		
Clerical, administrative, and fiscal service:						
Grade 2. Junior clerk-typist			0.4	1,680		
Grade 1. Underclerk	1	\$1,260	0.9	1,260		
Total permanent, departmental	1	1,208	1.6	2,521		
Temporary employees, departmental		3,341		6,056		
All personal services, departmental		4,549		8,577		

National Industrial Recovery, Agriculture, Entomology and Plant Quarantine (Transferred from Plant Industry)—Continued.

By objects	Obligations					
	Estimate, 1935		Estimate, 1934		Actual, 1933	
PERSONAL SERVICES, FIELD	Posi- tions	Av. salary	Posi- tions	Av. salary	Posi- tions	Av. salary
Professional service:						
Grade 3. Associate pathologist	3	\$3,333				
Grade 1. Junior forester	3	2,233				
Junior physiologist	1	2,000	1	2,000		
Clerical, administrative, and fiscal service:						
Grade 4. Clerk	1	1,800	1	1,800		
Grade 2. Junior clerk-stenographer	1	1,440	1	1,440		
Grade 1. Junior typist	2.5	1,260	0.9	1,260		
Per diem and other unclassified employees:						
Agent	47	2,142	41	1,822		
Net permanent, field	58.5	124,609	45.9	81,792		
Temporary employees, field		533,751		791,631		
All personal services, field		658,360		873,423		
Total, departmental and field		662,909		882,000		
Deduct legislative reductions		12,916		13,555		
01 Personal services (net)		649,993		868,445		
OTHER OBLIGATIONS						
02 Supplies and materials		35,916		37,500		
04 Subsistence and care of animals, and storage and care of vehicles (service)		2,000		2,700		
05 Communication service		3,350		4,150		
06 Travel expenses		80,953		113,155		
07 Transportation of things (service)		2,000		6,000		
08 Printing, engraving, and lithographing		1,600		2,300		
10 Furnishing light, power, water, and electricity		50		50		
11 Rents		3,000		3,500		
12 Repairs and alterations		4,000		6,400		
13 Special and miscellaneous current expenses		400		800		
30 Equipment		4,500		15,000		
Total other obligations		137,769		191,555		
Net total obligations		787,762		1,060,000		
Add amount to be used in regular appropriation for white pine blister rust control		+152,238				
1934 appropriation available in 1935		940,000		1,060,000		
		-940,000		-940,000		
Total				2,000,000		
Received by transfer from Federal Emergency Administration of Public Works				-2,000,000		
Total estimate or appropriation						

National Industrial Recovery, Agriculture, Entomology and Plant Quarantine (Transferred from Plant Industry)—

By objects	Obligations					
	Estimate, 1935		Estimate, 1934		Actual, 1933	
Blister rust control (physical improvements)						
PERSONAL SERVICES, FIELD	Posi- tions	Av. salary	Posi- tions	Av. salary	Posi- tions	Av. salary
Per diem and other unclassified employees:						
Agent	2.3	\$1,800	1.2	\$1,800		
All personal services, field	2.3	4,140	1.2	2,160		
Deduct lapses and administrative furloughs		140		160		
Net personal services, field		4,000		2,000		
Temporary employees, field		20,500		9,500		
01 Personal services (net)		24,500		11,500		
OTHER OBLIGATIONS						
02 Supplies and materials		1,200		840		
04 Storage and care of vehicles		100		50		
05 Telephone service		270		110		
06 Travel expenses		6,680		3,350		
07 Transportation of things (service)		100		100		
08 Printing and binding		150		150		
11 Rents		50		50		
12 Repairs and alterations		200		150		
30 Equipment		250		200		
Total other obligations		9,000		5,000		
Net total obligations		33,500		16,500		
Deduct in 1935 and add in 1934 amount of 1934 appropriation available in 1935		-33,500		+33,500		
Total				50,000		
Received by transfer from Federal Emergency Administration of Public Works				-50,000		
Total estimate or appropriation						

National Industrial Recovery, Agriculture, Entomology and Plant Quarantine (Transferred from Plant Industry)—Continued.

By objects	Obligations		
	Estimate, 1935	Estimate, 1934	Actual, 1933
<i>Dutch elm disease control</i>			
06 Travel expenses.....	\$3,000	\$3,000	\$3,000
Deduct amount transferred from "Dutch elm disease eradication", Bureau of Plant Industry.....		-3,000	-3,000
Deduct on account of Public Works allotment of.....	-3,000		
Total estimate or appropriation.....			

National Industrial Recovery, Agriculture, Entomology and Plant Quarantine (Transferred from Plant Industry)

By objects	Obligations			
	Estimate, 1935		Estimate, 1934	
	Posi- tions	Av. salary	Posi- tions	Av. salary
<i>Dutch elm disease control</i>				
PERSONAL SERVICES, DEPARTMENTAL				
Subprofessional service:				
Grade 6. Senior scientific aid.....		0.8	\$2,100	
Clerical, administrative, and fiscal service:				
Grade 2. Junior stenographer.....		0.2	1,440	
Total permanent, departmental.....		1	2,042	
PERSONAL SERVICES, FIELD				
Professional service:				
Grade 3. Associate pathologist.....		0.1	3,400	
Grade 1. Junior pathologist.....		0.8	2,300	
Junior biochemist.....		0.8	2,000	
Subprofessional service:				
Grade 7. Principal scientific aid.....		0.8	2,400	
Grade 5. Senior scientific aid.....		1	1,800	
Grade 4. Assistant scientific aid.....		0.8	1,740	
Clerical, administrative, and fiscal service:				
Grade 2. Junior clerk-stenographer.....		0.8	1,440	
Total permanent, field.....		5.1	9,318	
Temporary employees, field.....			32,876	
All personal services, field.....			42,194	
Total, departmental and field.....			44,236	
Deduct legislative reductions.....			1,704	
01 Personal services (net).....			42,532	
OTHER OBLIGATIONS				
02 Supplies and materials.....			3,000	
04 Subistence and care of animals and storage and care of vehicles (service).....			125	
05 Communication service.....			800	
06 Travel expenses.....		\$9,486	19,332	
07 Transportation of things (service).....			50	
08 Printing, engraving, and lithographing.....			250	
10 Furnishing light, power, water, and electricity.....			25	
11 Rent of buildings and structures.....			400	
12 Repairs and alterations.....			100	
13 Special and miscellaneous current expenses.....			100	
30 Furniture, furnishings, and fixtures.....			800	
Total other obligations.....		9,486	24,982	
Net total obligations.....		9,486	67,514	
Add amount to be used in regular appropriation for Dutch elm disease control.....		+3,000		
1934 appropriation available in 1935.....		12,486	67,514	
Total.....		-12,486	+12,486	
Received by transfer from Federal Emergency Administration of Public Works.....			80,000	
Total estimate or appropriation.....			-80,000	

Salaries and Expenses, Bureau of Entomology and Plant Quarantine—
Truck crop and garden [crop] insects: For insects affecting truck [and garden] crops, ornamental and garden plants, including tobacco, sugar beets, and [ornamental plants, \$390,000] greenhouse and bulbous crops, \$303,048 (U.S.C., title 5, secs. 511, 512; title 7, secs. 141-167, 281, 282; U.S.C., Supp. VI, title 7, secs. 146, 161, 164a, 165a; title 16, sec. 581c; act Mar. 3, 1933, 47 Stat., pp. 1443-1445, 1452, 1453, 1462, 1463).

Est. 1935, \$303,048

App. 1934, \$390,000

Salaries and Expenses, Bureau of Entomology and Plant Quarantine—Continued.

By objects	Obligations					
	Estimate, 1935		Estimate, 1934		Actual, 1933	
	Posi- tions	Av. salary	Posi- tions	Av. salary	Posi- tions	Av. salary
PERSONAL SERVICES, DEPARTMENTAL						
Professional service:						
Grade 6. Principal entomologist.....	1	\$5,600	1	\$5,600	1	\$5,600
Grade 5. Senior entomologist.....	1	4,600	1	4,600	1	4,600
Grade 4. Entomologist.....	2	3,900	2	3,900	2	3,900
Grade 2. Assistant entomologist.....	2	2,600	2	2,600	2	2,600
Subprofessional service:						
Grade 6. Scientific illustrator.....	1	2,000	1	2,000	1	2,000
Grade 5. Foreman gardener.....	1	1,860	1	1,860	1	1,860
Clerical, administrative, and fiscal service:						
Grade 5. Senior clerk-stenographer.....	1	2,500	1	2,500	1	2,500
Grade 3. Assistant clerk-stenographer.....	2	1,800	2	1,800	3	1,680
Total permanent, departmental.....	11	33,160	11	33,160	12	34,600
Deduct lapses and administrative furloughs.....						1,320
Net permanent, departmental.....		33,160		33,160		33,280
PERSONAL SERVICES, FIELD						
Professional service:						
Grade 5. Senior entomologist.....	1	4,600	1	4,600	1	4,600
Grade 4. Entomologist.....	6	3,966	6	3,966	6	3,966
Grade 3. Associate entomologist.....	13	3,361	14	3,385	15	3,400
Grade 2. Assistant entomologist.....	23	2,774	24	2,770	24	2,770
Grade 1. Junior entomologist.....	23	2,152	26	2,165	28	2,153
Subprofessional service:						
Grade 7. Principal scientific aid.....	1	2,400	1	2,400	1	2,400
Grade 6. Senior scientific aid.....			1	2,500	1	2,500
Grade 4. Assistant scientific aid.....	1	1,620	1	1,620	1	1,620
Clerical, administrative, and fiscal service:						
Grade 5. Senior clerk.....	1	2,300	1	2,300	1	2,300
Grade 3. Assistant clerk-stenographer.....	3	1,660	3	1,660	4	1,650
Grade 2. Junior clerk-stenographer.....	1	1,560	1	1,560	1.5	1,460
Custodial service:						
Grade 4. Under mechanic.....	1	1,620	1	1,620	1	1,620
Grade 3. Senior laborer.....	1	1,500	2	1,500	2	1,500
Grade 2. Unskilled laborer.....	5	1,164	6	1,150	7	1,131
Total permanent, field.....	80	207,200	88	225,480	91.5	236,350
Deduct lapses and administrative furloughs.....				10,595		7,376
Net permanent, field.....		207,200		214,885		228,974
Temporary employees, field.....		27,350		27,350		41,716
All personal services, field.....		234,550		242,235		270,690
Total, departmental and field.....		267,710		275,395		303,970
Deduct legislative reductions.....		26,771		41,308		30,364
01 Personal services (net).....		240,939		234,087		273,606
OTHER OBLIGATIONS						
02 Supplies and materials.....		17,150		22,378		44,289
04 Storage of motor cars.....		650		705		672
05 Communication service.....		1,900		2,170		2,205
06 Travel expenses.....		11,000		13,200		19,852
07 Transportation of things.....		3,000		3,300		4,444
08 Printing and binding.....		10		20		12
10 Furnishing of heat, light, and power.....		3,250		3,600		3,619
11 Rents.....		12,660		13,420		13,434
12 Repairs and alterations.....		5,900		6,100		6,147
13 Special and miscellaneous current expenses.....		290		294		306
30 Equipment.....		6,299		7,876		9,227
Total other obligations.....		62,109		73,063		104,207
Grand total obligations.....		303,048		307,150		377,813
Received by transfer from "Household and stored product insects".....				-24,100		-44,115
Transferred to "Identification and classification of insects".....						+3,000
Net total obligations.....		303,048		283,050		336,698
Estimated savings and unobligated balances.....				106,950		84,792
Total estimate or appropriation.....		303,048		390,000		421,490
BY PROJECTS						
1. Truck crop insects.....		158,045		159,660		193,718
2. Berry insects.....		10,073		14,230		16,099
3. Sugar-beet insects.....		69,370		68,150		85,723
4. Tobacco insects.....		28,700		27,950		41,199
5. Insects affecting greenhouse and ornamental plants.....		36,860		37,160		41,074
Total.....		303,048		307,150		377,813

Cereal and forage insects: For insects affecting cereal and forage crops, including sugarcane and rice, [and including research on the European corn borer, \$451,640] \$236,761 U.S.C., title 5, secs. 511, 512; title 7, secs. 141-167, 281, 282; U.S.C., Supp. VI,

title 7, secs. 146, 161, 164a, 165a; title 16, sec. 581c; act Mar. 3, 1933, 47 Stat., pp. 1443-1445, 1452, 1453, 1462, 1463).

Est. 1935, \$236,761

App. 1934, \$451,640

By objects	Obligations					
	Estimate, 1935		Estimate, 1934		Actual, 1933	
	Posi- tions	Av. salary	Posi- tions	Av. salary	Posi- tions	Av. salary
PERSONAL SERVICES, DEPARTMENTAL						
Professional service:						
Grade 6. Principal entomologist.....	1	\$5,800	1	\$5,800	1	\$5,800
Grade 5. Senior entomologist.....	1	5,000	2	4,800	2	4,800
Grade 3. Associate entomologist.....	1	3,400	1	3,400	1	3,400
Grade 2. Assistant entomologist.....			1	2,600		
Subprofessional service:						
Grade 7. Principal scientific illustrator.....					1	2,300
Grade 2. Under scientific helper.....	1	1,560	1	1,560	1	1,560
Clerical, administrative, and fiscal service:						
Grade 6. Principal clerk.....	1	2,300	1	2,300	1	2,300
Grade 5. Senior clerk.....	1	2,100	2	2,150	2	2,150
Grade 4. Clerk-stenographer.....	1	1,800	1	1,800	1	1,800
Grade 3. Assistant clerk-stenographer.....	1	1,620	2	1,620	3	1,620
Total permanent, departmental.....	8	23,580	12	34,600	13	35,920
Deduct lapses and administrative furloughs.....				160		2,362
Net personal services, departmental.....		23,580		34,440		33,558
PERSONAL SERVICES, FIELD						
Professional service:						
Grade 5. Senior entomologist.....	7	4,343	7	4,628	8	4,625
Grade 4. Entomologist.....	4	4,200	8	4,125	7	4,171
Grade 3. Associate entomologist.....	10	3,470	16	3,443	16	3,443
Grade 2. Assistant entomologist.....	18	2,761	27	2,811	29	2,803
Grade 1. Junior entomologist.....	10	2,090	25	2,076	27	2,070
Subprofessional service:						
Grade 8. Chief scientific aid.....	1	2,900	1	2,900	1	2,900
Grade 6. Senior scientific aid.....			1	2,100	1	2,100
Agent.....					4	2,050
Grade 5. Senior mechanic.....			1	2,040	1	2,040
Agent.....					1	1,860
Grade 4. Assistant scientific aid.....	2	1,620	2	1,620	2	1,620
Agent.....	1	1,680	1	1,680	1	1,680
Grade 2. Under scientific helper.....	1	1,260	1	1,260	1	1,260
Clerical, administrative, and fiscal service:						
Grade 6. Principal clerk.....			1	2,600	1	2,600
Grade 5. Senior clerk.....					1	2,000
Grade 4. Clerk-stenographer.....	1	1,920	2	1,920	2	1,920
Grade 3. Assistant clerk.....	3	1,720	3	1,740	3	1,740
Assistant clerk-stenographer.....	5	1,680	6	1,680	6.5	1,675
Grade 2. Junior clerk-stenographer.....	2	1,440	7	1,440	6	1,440
Grade 1. Underclerk-stenographer.....					0.5	1,260
Custodial service:						
Grade 6. Carpenter.....			1	1,860	1	1,860
Grade 4. Undercustodian.....	1	1,440	1	1,440	1	1,440
Grade 3. Unskilled laborer.....			2	1,320	2	1,440
Farm foreman.....			1	1,200	1	1,200
Grade 2. Minor custodian.....					1	1,140
Junior laborer.....	1	1,140	1	1,140	1	1,140
Grade 1. Unskilled laborer.....					1	840
Total permanent, field.....	67	184,520	115	301,620	127	326,100
Deduct lapses and administrative furloughs.....				950		4,480
Net permanent, field.....		184,520		300,670		321,620
Temporary employees, field.....		4,850		13,080		56,687
All personal services, field.....		189,370		313,750		378,307
Total, departmental and field.....		212,950		348,190		411,865
Deduct legislative reductions.....		21,295		52,225		39,460
Add cash allowances for quarters, heat, light, etc., incident to personal services (foreign service).....		191,655		295,965		372,405
01 Personal services (net).....		191,655		296,815		373,777
OTHER OBLIGATIONS						
02 Supplies and materials.....		6,000		9,100		28,688
04 Storage of motor cars.....		820		820		942
05 Communication service.....		2,540		2,540		2,848
06 Travel expenses.....		16,300		21,300		29,724
07 Transportation of things.....		2,160		3,160		3,856
08 Printing and binding.....		5		5		10
10 Furnishing of heat, light, and power.....		1,500		3,145		3,291
11 Rents.....		10,060		16,260		20,585
12 Repairs and alterations.....		2,630		4,130		5,090
13 Special and miscellaneous current expenses.....		205		205		354
30 Equipment.....		2,886		4,360		11,808
Total other obligations.....		45,106		65,025		107,196
Grand total obligations.....		236,761		361,840		480,973
Received by transfer from "Household and stored product insects".....				-26,500		-26,034
Transferred to appropriation "Identification and classification of insects".....						+3,000
Net total obligations.....		236,761		335,340		457,939
Estimated savings and unobligated balances.....				116,300		71,881
Total estimate or appropriation.....		236,761		451,640		529,820

Salaries and Expenses, Bureau of Entomology and Plant Quarantine—Continued.

By projects	Obligations		
	Estimate, 1935	Estimate, 1934	Actual, 1933
1. Cereal and forage insects.....	\$185,270	\$178,675	\$213,120
2. European corn borer.....		128,600	209,822
3. Stored grain insects.....	22,030	26,500	26,034
4. Sugarcane and rice insects.....	29,461	28,065	31,997
Total.....	236,761	361,840	480,973

European corn borer control: For the control and prevention of spread of the European corn borer and for the certification of products out of the infested areas to meet the requirements of State quarantines on account of the European corn borer, [\$40,000] \$30,411 (U.S.C., title 5, secs. 511, 512; title 7, secs. 141-167, 281, 282; U.S.C., Supp. VI, title 7, secs. 146, 161, 164a, 165a; title 16, sec. 581c; act Mar. 3, 1933, 47 Stat., pp. 1443-1445, 1452, 1453, 1462, 1463).

Est. 1935, \$30,411

App. 1934, \$40,000

By objects	Obligations					
	Estimate, 1935		Estimate, 1934		Actual, 1933	
	Posi- tions	Av. salary	Posi- tions	Av. salary	Posi- tions	Av. salary
PERSONAL SERVICES, DEPARTMENTAL						
Clerical, administrative, and fiscal service:						
Grade 3. Assistant clerk.....					1	\$1,680
Custodial service:						
Grade 3. Senior laborer.....					1	1,260
Messenger.....					1	1,200
All personal services, departmental.....					3	4,140
PERSONAL SERVICES, FIELD						
Professional service:						
Grade 4. Entomologist.....					0.3	4,600
Grade 3. Associate entomologist.....					0.4	3,200
Grade 2. Assistant entomologist.....					0.5	2,700
Subprofessional service:						
Grade 8. Chief field aid.....					0.5	3,100
Grade 7. Principal field aid.....					1.7	2,700
Field supervisor in insect control.....					3.2	2,450
Grade 6. Senior scientific aid.....					0.5	2,500
Senior field aid.....	2	\$2,000	2	\$2,000	1.4	2,000
Field supervisor in insect control.....	5	2,000	5	2,000	2	2,000
Clerical, administrative, and fiscal service:						
Grade 13. Principal administrative officer.....					0.5	6,400
Grade 12. Senior administrative officer.....	0.5	4,600	0.5	4,600	1.5	4,600
Grade 11. Administrative officer.....					0.5	3,800
Grade 10. Junior administrative officer.....					0.5	3,800
Grade 9. Senior administrative assistant.....					0.5	3,700
Grade 5. Senior clerk.....					0.8	2,038
Grade 4. Clerk stenographer.....					0.5	2,040
Clerk.....					0.5	1,860
Storekeeper.....	1	1,980	1	1,980	0.5	1,680
Grade 3. Assistant clerk-stenographer.....					0.9	1,560
Grade 2. Junior clerk typist.....					1	1,560
Junior stenographer.....					0.5	1,560
Junior telephone operator.....					0.5	1,500
Map drawer-blue printer.....					1	1,500
Junior clerk stenographer.....	1	1,500	1	1,500	1	1,440
Junior storekeeper.....					0.7	1,500
Grade 1. Underclerk-typist.....					0.5	1,320
Multigraph operator.....						
Custodial service:						
Grade 10. Superintendent of garage.....					0.5	2,600
Grade 7. Carpenter.....					1	2,000
Grade 6. Automobile mechanic.....					1	1,800
Grade 5. Garageman repairman.....					0.9	1,800
Carpenter, sign painter.....					0.5	1,800
Automobile mechanic.....					6.5	1,680
Farm mechanic.....					0.5	1,620
Truck driver, laborer.....					3	1,620
Auto spray painter.....					0.5	1,620
Garageman, driver.....					3.5	1,577
Janitor.....					0.5	1,500
Skilled laborer.....					0.5	1,460
Grade 4. Janitor.....					1.5	1,460
Under mechanic-fireman.....					1	1,440
Fireman.....					0.4	1,440
Grade 1. Junior messenger.....					1	720
Per diem and other unclassified employees:						
Agent.....	5	2,000	5	2,000	11.3	2,096
Collaborators.....					0.4	360
Total permanent, field.....		14.5 29,780		14.5 29,780		56.9 116,179
Deduct lapses and administrative furloughs.....						19,162
Net permanent, field.....		29,780		29,780		97,017

Salaries and Expenses, Bureau of Entomology and Plant Quarantine—Continued.

By objects	Obligations		
	Estimate, 1935	Estimate, 1934	Actual, 1933
PERSONAL SERVICES, FIELD—continued			
Temporary employees, field.....		\$326	\$111,662
All personal services, field.....	\$29,780	30,106	208,679
Total, departmental and field.....	29,780	30,106	212,819
Deduct legislative reductions.....	2,978	4,516	16,686
Total cash paid, salaries and wages.....	26,802	25,590	196,133
Deduct amount included in objects below.....			1,741
01 Personal services (net).....	26,802	25,590	194,392
OTHER OBLIGATIONS			
02 Supplies and materials.....	1,000	1,000	17,662
04 Storage and care of vehicles.....			43
05 Communication service.....	100	100	2,655
06 Travel expenses.....	1,809	1,432	18,352
07 Transportation of things (service).....	50	50	2,731
08 Printing and binding.....			22
10 Furnishing of heat, light, and power.....			2,647
11 Rents.....			15,700
12 Repairs and alterations.....	600	600	7,358
13 Special and miscellaneous current expenses.....	50	50	1,241
30 Equipment.....		100	4,072
Total other obligations.....	3,609	3,332	72,483
Net total obligations.....	30,411	28,922	266,875
Estimated savings and unobligated balances.....		11,078	28,125
Total estimate or appropriation.....	30,411	40,000	295,000
By Projects			
1. Scouting for spread.....			206,372
2. Scouting for intensity.....			11,361
3. Inspection and certification.....	30,411	28,922	49,142
Total.....	30,411	28,922	266,875

【Barberry eradication: For the eradication of the common barberry and for applying such other methods of eradication and control of cereal rusts as in the judgment of the Secretary of Agriculture may be necessary, including the payment of such expenses and the employment of such persons and means, in the city of Washington and elsewhere, and cooperation with such authorities of the States concerned, organizations of growers, or individuals, as he may deem necessary to accomplish such purposes, \$180,722: *Provided*, That \$75,000 of this amount shall be available for expenditure only when an equal amount shall have been appropriated, subscribed, or contributed by States, counties, or local authorities, or by individuals or organizations for the accomplishment of such purposes: *Provided further*, That no part of the money herein appropriated shall be used to pay the cost or value of property injured or destroyed】 (U.S.C., title 5, secs. 511, 512; title 7, secs. 141-167, 281, 282; U.S.C., Supp. VI, title 7, secs. 146, 161, 164a, 165a; title 16, sec. 581c; act Mar. 3, 1933, 47 Stat., pp. 1443-1445, 1452, 1453, 1462, 1463).

App. 1934 *

* \$180,722 appropriated under Bureau of Plant Industry.

By objects	Obligations					
	Estimate, 1935		Estimate, 1934		Actual, 1933	
PERSONAL SERVICES, DEPARTMENTAL	Posi- tions	Av. salary	Posi- tions	Av. salary	Posi- tions	Av. salary
Professional service:						
Grade 6. Principal pathologist.....	1	\$5,600	1	\$5,600	1	\$5,600
Grade 5. Senior horticulturist.....			0.2	4,600	0.2	4,600
Senior pathologist.....	1	4,600	1	4,600	1	4,600
Grade 1. Junior pathologist.....	1	2,200	1	2,200		
Subprofessional service:						
Grade 4. Assistant scientific aid.....					0.6	1,680
Grade 3. Junior scientific aid.....			0.7	1,440		
Clerical, administrative, and fiscal service:						
Grade 7. Junior administrative assistant.....	1	3,000	1	3,000	1	3,000
Grade 5. Senior clerk.....	1	2,200	1	2,200	1	2,200
Grade 4. Clerk-stenographer.....	1	2,040	1	2,040	1	2,040
Clerk.....	1	1,800	1	1,860	1	1,860
Grade 3. Assistant clerk-stenographer.....	2	1,740	2	1,740	2.8	1,747
Grade 1. Underphotographer.....			0.2	1,620	0.2	1,620

Salaries and Expenses, Bureau of Entomology and Plant Quarantine—Continued.

By objects	Obligations					
	Estimate, 1935		Estimate, 1934		Actual, 1933	
PERSONAL SERVICES, DEPARTMENTAL—CON.	Posi- tions	Av. salary	Posi- tions	Av. salary	Posi- tions	Av. salary
Custodial service:						
Grade 2. Junior laborer.....			0.2	\$1,140	0.2	\$1,140
Assistant messenger.....	1	\$1,080	1	1,080	1	1,080
Junior office laborer (char- woman, part time).....	2	459	2.1	459	3	454
Total permanent, departmental.....	12	26,978	13.4	29,487	14	28,667
PERSONAL SERVICES, FIELD						
Professional service:						
Grade 3. Associate pathologist.....	4	3,425	4	3,425	4	3,425
Clerical, administrative, and fiscal service:						
Grade 4. Clerk.....	1	1,920	1	1,920	1	1,920
Grade 3. Assistant clerk-stenographer.....	5	1,752	5	1,752	5	1,752
Grade 2. Junior clerk-stenographer.....	2	1,500	2	1,500	2	1,500
Junior stenographer-typist.....	1	1,440	1	1,440	1	1,440
Junior stenographer.....	1	1,440	1	1,440	1	1,440
Grade 1. Underclerk-typist.....	1	1,440	1	1,440	1	1,440
Per diem and other unclassified employees:						
Agent.....	14	2,140	16.3	2,044	15	2,117
Total permanent, field.....	29	61,660	31.3	65,025	30	64,381
Temporary employees, field.....				12,225		47,235
All personal services, field.....		61,660		77,250		111,616
Total, departmental and field.....		88,638		106,737		140,283
Deduct legislative reductions.....		8,864		16,011		13,429
01 Personal services (net).....		79,774		90,726		126,854
OTHER OBLIGATIONS						
02 Supplies and materials.....		220		3,119		4,011
04 Subsistence and care of animals and storage and care of vehicles (service).....				1,379		1,379
05 Communication service.....				801		1,033
06 Travel expense.....		12,000		20,937		33,658
07 Transportation of things (service).....		1,285		4,000		7,311
08 Printing, engraving, and lithographing.....				704		879
10 Furnishing light, power, water, and electricity.....				10		10
11 Rents.....				834		834
12 Repairs and alterations.....				2,000		3,422
13 Special and miscellaneous current ex- penses.....				4		4
30 Equipment.....				2,404		1,507
Total other obligations.....		13,505		36,192		54,048
Grand total obligations.....		93,279		126,918		180,902
Transferred from Bureau of Plant Industry.....				-180,722		-196,400
Deduct on account of Public Works allot- ment of.....		-93,279				
Estimated savings and unobligated balances.....				+53,804		+15,498
Total estimate or appropriation.....						

National Industrial Recovery, Agriculture, Entomology and Plant Quarantine (Transferred from Plant Industry)—

By objects	Obligations					
	Estimate, 1935		Estimate, 1934		Actual, 1933	
<i>Prevention of black stem rust (Barberry eradication)</i>						
PERSONAL SERVICES, DEPARTMENTAL	Posi- tions	Av. salary	Posi- tions	Av. salary	Posi- tions	Av. salary
Clerical, administrative, and fiscal service:						
Grade 4. Clerk	0.5	\$1,800	1	\$1,800		
Grade 3. Assistant clerk	1.2	1,620	3.3	1,620		
Grade 2. Junior clerk	0.2	1,440	0.2	1,440		
Net permanent, departmental	1.9	3,132	4.5	7,054		
Temporary employees, departmental		343		295		
All personal services, departmental		3,475		7,349		
PERSONAL SERVICES, FIELD						
Per diem and other unclassified employees:						
Agent	1	1,540	1	1,540		
Temporary employees, field		182,681		299,334		
All personal services, field		184,221		300,874		
Total departmental and field		267,470		308,223		
Deduct legislative reductions		502		1,333		
01 Personal services (net)		187,194		306,890		

National Industrial Recovery, Agriculture, Entomology and Plant Quarantine (Transferred from Plant Industry)—Continued.

By objects	Obligations		
	Estimate, 1935	Estimate, 1934	Actual, 1933
<i>Prevention of black stem rust (Barberry eradication)—Continued</i>			
OTHER OBLIGATIONS			
02 Supplies and materials.....	\$9,975	\$12,850	
04 Subsistence and care of animals and storage and care of vehicles (service).....	200	300	
05 Communication service.....	510	635	
06 Travel expenses.....	42,119	61,798	
07 Transportation of things (service).....	7,000	8,500	
12 Repairs and alterations.....	1,000	2,250	
30 Equipment.....	500	15,000	
Total other obligations.....	61,304	101,333	
Net total obligations.....	248,498	408,223	
Add amount to be used in regular appropriation for barberry eradication.....	+93,279		
1934 appropriation available in 1935.....	-341,777	+341,777	
Total.....		750,000	
Received by transfer from Federal Emergency Administration of Public Works.....		-750,000	
Total estimate or appropriation.....			

Salaries and Expenses, Bureau of Entomology and Plant Quarantine—

Cotton insects: For insects affecting cotton [and including research on the pink bollworm of cotton, \$175,000] \$114,763 (U.S.C., title 5, secs. 511, 512; title 7, secs. 141-167, 281, 282; U.S.C., Supp. VI, title 7, secs. 146, 161, 164a, 165a; title 16, sec. 581c; act Mar. 3, 1933, 47 Stat., pp. 1443-1445, 1452, 1453, 1462, 1463).

Est. 1935, \$114,763

App. 1934, \$175,000

By objects	Obligations					
	Estimate, 1935		Estimate, 1934		Actual, 1933	
PERSONAL SERVICES, DEPARTMENTAL	Posi- tions	Av. salary	Posi- tions	Av. salary	Posi- tions	Av. salary
Professional service:						
Grade 6. Principal entomologist.....	1	\$5,600	1	\$5,600	1	\$5,600
Grade 5. Senior entomologist.....	1	4,600	1	4,600	1	4,600
Clerical, administrative, and fiscal service:						
Grade 5. Senior clerk.....	1	2,500	1	2,500	1	2,500
Grade 3. Assistant clerk-stenographer.....	1	1,620	1	1,620	1	1,620
Total permanent, departmental.....	4	14,320	4	14,320	4	14,320
PERSONAL SERVICES, FIELD						
Professional service:						
Grade 5. Senior entomologist.....	1	4,600	2	4,600	2	4,600
Senior chemist.....					1	4,600
Grade 4. Entomologist.....	2	3,450	3	3,933	3	3,933
Grade 3. Associate entomologist.....	3	3,360	3	3,360	3	3,360
Grade 2. Assistant entomologist.....	7	3,043	7	3,043	7	3,043
Assistant microscopist.....			1	2,800	1	2,800
Chief photographer.....			1	3,000	1	3,000
Grade 1. Junior entomologist.....	8	2,175	9	2,155	9	2,155
Junior chemist.....			1	2,200	1	2,200
Subprofessional service:						
Grade 7. Assistant mechanical superintendent.....					1	2,800
Grade 6. Senior scientific aide.....	1	2,500	1	2,500	1	2,500
Agent.....			1	2,000	1	2,000
Grade 5. Agent.....			2	1,890	2	1,890
Grade 2. Under biological aide.....	1	1,260	1	1,260	1	1,260
Agent.....			2	1,320		
Clerical, administrative, and fiscal service:						
Grade 7. Junior administrative assistant.....			1	2,800	1	2,800
Grade 4. Clerk-stenographer.....	1	2,160	1	2,160	2	2,070
Grade 3. Assistant clerk-stenographer.....					1	1,620
Grade 2. Junior clerk.....					1	1,560
Custodial service:						
Grade 8. Principal mechanic.....	1	2,400	1	2,400	1	2,400
Grade 3. Watchman.....	1	1,200	1	1,200	3	1,200
Grade 1. Unskilled laborer.....	2	630	2	630	5	672
Total permanent, field.....	28	72,780	38	99,160	50	118,860
Deduct lapses and administrative furloughs.....				7,220		1,165
Net permanent, field.....		72,780		91,940		117,695
Temporary employees, field.....		15,270		16,690		14,451
All personal services, field.....		88,050		108,630		132,146
Total, departmental and field.....		102,370		122,950		146,466
Deduct legislative reductions.....		10,237		18,443		14,266
		92,133		104,507		132,200
Add cash allowances for quarters, heat, light, etc., incident to personal services (Foreign Service).....		450		383		448
01 Personal services (net).....		92,583		104,890		132,648

Salaries and Expenses, Bureau of Entomology and Plant Quarantine—Continued.

By objects	Obligations		
	Estimate, 1935	Estimate, 1934	Actual, 1933
OTHER OBLIGATIONS			
02 Supplies and materials.....	\$6,750	\$10,400	\$11,253
04 Storage of motor cars.....	500	500	503
05 Communication service.....	600	600	626
06 Travel expenses.....	5,000	6,000	5,944
07 Transportation of things.....	1,000	1,000	1,006
10 Furnishing of heat, light, and power.....	670	670	673
11 Rent.....	4,300	4,800	4,771
12 Repairs and alterations.....	1,800	1,800	1,800
13 Special and current miscellaneous expenses.....	120	120	126
30 Equipment.....	1,620	1,620	1,523
Total other obligations.....	22,180	27,510	28,225
Grand total obligations.....	114,763	132,400	160,873
Estimated savings and unobligated balances.....		42,600	39,127
Total estimate or appropriation.....	114,763	175,000	200,000
BY PROJECTS			
1. Cotton boll weevil.....	44,793	58,400	75,665
2. Miscellaneous cotton insects.....	41,095	39,750	39,932
3. <i>Thurberia weevil</i>	8,325	9,400	11,113
4. Pink bollworm.....	20,550	24,850	34,163
Total.....	114,763	132,400	160,873

Pink bollworm control: For the control and prevention of spread of the pink bollworm, including the establishment of such cotton-free areas as may be necessary to stamp out any infestation, [the erection and repair of necessary inspection stations,] and for necessary surveys and control operations in Mexico in cooperation with the Mexican Government or local Mexican authorities, \$379,804: *Provided*, That the cost of each such station shall not exceed \$500, and that the total amount expended for such stations in one year shall not exceed \$2,500] \$254,959 (U.S.C., title 5, secs. 511, 512; title 7, secs. 141-167, 281, 282; U.S.C., Supp. VI, title 7, secs. 146, 161, 164a, 165a; title 16, sec. 581c; act Mar. 3, 1933, 47 Stat., pp. 1443-1445, 1452, 1453, 1462, 1463).

Est. 1935, \$254,959

App. 1934, \$379,804

By objects	Obligations					
	Estimate, 1935		Estimate, 1934		Actual, 1933	
PERSONAL SERVICES, DEPARTMENTAL	Posi- tions	Av. salary	Posi- tions	Av. salary	Posi- tions	Av. salary
Clerical, administrative, and fiscal service:						
Grade 5. Senior clerk.....	1	\$2,300	1	\$2,300	1	\$2,300
Grade 4. Clerk.....	1	1,860	1	1,860	1	1,860
Grade 3. Senior operator.....	1	1,680	1	1,680	1	1,680
Assistant clerk.....	1	1,680	1	1,680		
Assistant clerk-stenographer.....	1	1,620	1	1,620	2	1,620
Total permanent, departmental.....	5	9,140	5	9,140	5	9,080
Deduct lapses and administrative furloughs.....		100		100		
Net permanent, departmental.....		9,040		9,040		9,080
PERSONAL SERVICES, FIELD						
Professional service:						
Grade 4. Plant-quarantine inspector.....	2	3,800	2	3,800	2	3,800
Grade 3. Associate plant-quarantine inspector.....	2	3,650	2	3,650	1.4	3,671
Grade 2. Assistant plant-quarantine inspector.....	24	2,896	24	2,896	24	2,896
Assistant entomologist.....	1	2,700	1	2,700	1	2,700
Grade 1. Junior plant quarantine inspector.....	32	2,091	38	2,082	35	2,083
Junior entomologist.....			1	2,000	1	2,000
Subprofessional service:						
Grade 6. Senior scientific aide.....	1	2,400	1	2,400	1	2,400
Clerical, administrative, and fiscal service:						
Grade 13. Principal administrative officer.....	1	5,600	1	5,600	1	5,600
Grade 12. Senior administrative officer.....	1	4,600	1	4,600	1	4,600
Grade 10. Junior administrative officer.....			1	3,800	1	3,800
Grade 4. Clerk.....	1	1,980	1	1,980	1	1,980
Clerk stenographer.....	3	1,840	3	1,840	3	1,840
Principal stenographer.....	2	1,830	2	1,830	2	1,830
Grade 3. Assistant clerk.....	1	1,860	1	1,860	1	1,860
Grade 2. Junior clerk stenographer.....			1	1,560	0.6	1,560
Senior typist.....			1	1,500	1	1,500
Junior stenographer.....	1	1,440	1	1,440	1	1,440
Grade 1. Junior typist.....	1	1,620	1	1,620	1	1,620
Underclerk-typist.....					1	1,500
Junior stenographer.....	1	1,500	1	1,500	1	1,500

Salaries and Expenses, Bureau of Entomology and Plant Quarantine—Continued.

By objects	Obligations					
	Estimate, 1935		Estimate, 1934		Actual, 1933	
	Posi- tions	Av. salary	Posi- tions	Av. salary	Posi- tions	Av. salary
PERSONAL SERVICES, FIELD—continued						
Custodial service:						
Grade 6. Automobile mechanic.....	1	\$1,860	1	\$1,860	1	\$1,860
Grade 5. Millwright.....	1	1,620	1	1,620	1	1,620
Grade 2. Classified laborer.....	1	900	1	900	1	900
Janitor.....	2	900	2	900	2	900
Cooperative and other unclassified employees:						
Agent.....	5	1,716	6	1,720	11	1,474
Collaborators.....	1	300	1	300	1	300
Total permanent, field.....	85	199,256	96	222,060	98	220,459
Deduct lapses and administrative furloughs.....		34,110		3,460		13,438
Net permanent, field.....		165,146		218,600		207,021
Temporary employees, field.....		46,226		54,153		65,002
All personal services, field.....		211,372		272,753		272,023
Total, departmental and field.....		220,412		281,793		281,103
Deduct legislative reductions.....		22,041		42,269		23,725
01 Personal services (net).....		198,371		239,524		257,378
OTHER OBLIGATIONS						
02 Supplies and materials.....		10,266		15,532		15,913
04 Storage and care of vehicles.....		1,340		1,540		1,542
05 Communication service.....		1,650		2,050		2,066
06 Travel expenses.....		17,300		22,300		22,307
07 Transportation of things (service).....		6,602		8,102		8,169
08 Printing and binding.....		50		50		52
09 Advertising and publication of notices.....		15		15		18
10 Furnishing of heat, light, and power.....		900		1,000		1,011
11 Rents.....		7,490		9,150		9,153
12 Repairs and alterations.....		6,675		9,175		9,175
13 Miscellaneous current expenses.....		300		300		315
30 Equipment.....		4,000		6,500		6,594
Total other obligations.....		56,588		75,714		76,315
Net total obligations.....		254,959		315,238		333,693
Estimated savings and unobligated balances.....				64,566		41,307
Total estimate or appropriation.....		254,959		379,804		375,000
BY PROJECTS						
1. Eradication and control in Florida.....		75,000		70,045		65,000
2. Eastern area.....		38,359		52,500		73,500
3. Western area.....		41,000		38,500		60,000
4. Salt River Valley.....				25,000		30,500
5. Laboratory.....				37,500		37,500
6. Gin trash inspection outside regulated area.....		61,000		55,193		40,193
7. Gin trash inspection inside regulated area.....		25,500		23,500		13,500
8. Field inspection outside regulated area.....		14,100		13,000		13,500
Total.....		254,959		315,238		333,693

Thurberia weevil control: For the control and prevention of spread of the *Thurberia weevil*, [\$3,275] \$2,584 (U.S.C., title 5, secs. 511, 512; title 7, secs. 141-167, 281, 282; U.S.C., Supp. VI, title 7, secs. 146, 161, 164a, 165a; title 16, sec. 581c; act Mar. 3, 1933, 47 Stat., pp. 1443-1445, 1452, 1453, 1462, 1463).

Est. 1935, \$2,584

App. 1934, \$3,275

By objects	Obligations					
	Estimate, 1935		Estimate, 1934		Actual, 1933	
	Posi- tions	Av. salary	Posi- tions	Av. salary	Posi- tions	Av. salary
PERSONAL SERVICES, FIELD						
Professional service:						
Grade 3. Associate plant quarantine inspector.....					1	\$3,600
Grade 2. Assistant plant quarantine inspector.....	1	\$2,700	1	\$2,700	1.5	2,767
Grade 1. Junior plant quarantine inspector.....					1.4	2,072
Total permanent, field.....	1	2,700	1	2,700	3.9	10,652
Deduct lapses and administrative furloughs.....						2,049
Net permanent, field.....		2,700		2,700		8,603
Deduct legislative reductions.....		270		405		870
01 Personal services (net).....		2,430		2,295		7,733

Salaries and Expenses, Bureau of Entomology and Plant Quarantine—Continued.

By objects		Obligations		
		Estimate, 1935	Estimate, 1934	Actual, 1933
OTHER OBLIGATIONS				
02	Supplies and materials.....	\$60	\$60	\$247
04	Storage and care of vehicles.....	15	15	66
05	Communication service.....	35	35	100
06	Travel expenses.....			268
12	Repairs and obligations.....	44	44	98
30	Equipment.....			6
Total other obligations.....		154	154	785
Net total obligations.....		2, 584	2, 449	8, 518
Estimated savings and unobligated bal- ances.....			826	1, 732
Total estimate or appropriation.....		2, 584	3, 275	10, 250
BY PROJECTS				
1.	Administration.....	300	300	1, 000
2.	Quarantine enforcement.....	2, 284	2, 149	7, 518
Total.....		2, 584	2, 449	8, 518

Bee culture: For bee culture and apiary management, [\$65,000] \$45,670 (U.S.C., title 5, secs. 511, 512; title 7, secs. 141-167, 281, 282; U.S.C., Supp. VI, title 7, secs. 146, 161, 164a, 165a; title 16, sec. 581c; act Mar. 3, 1933, 47 Stat., pp. 1443-1445, 1452, 1453, 1462, 1463).

Est. 1935, \$45,670

App. 1934, \$65,000

By objects	Obligations					
	Estimate, 1935		Estimate, 1934		Actual, 1933	
	Posi- tions	Av. salary	Posi- tions	Av. salary	Posi- tions	Av. salary
PERSONAL SERVICES, FIELD						
Professional service:						
Grade 5. Senior apiculturist.....	1	\$5,000	1	\$5,000	1	\$5,000
Grade 4. Apiculturist.....	1	4,200	1	4,200	1	4,200
Grade 3. Associate apiculturist.....	4	3,500	5	3,480	5	3,480
Grade 2. Assistant apiculturist.....	4	2,875	4	2,875	4	2,875
Subprofessional service:						
Grade 5. Library assistant.....	1	2,160	1	2,160	1	2,160
Clerical, administrative, and fiscal service:						
Grade 4. Clerk.....	1	2,160	1	2,160	1	2,160
Grade 3. Assistant clerk-stenographer.....	1	1,680	1	1,680	1	1,680
Grade 2. Junior clerk-typist.....	1	1,500	2	1,500	2	1,500
Junior clerk-stenographer.....					0.5	1,260
Total permanent, field.....	14	42,260	16	47,100	16.5	47,730
Deduct lapses and administrative furloughs.....						281
Net permanent, field.....		42,260		47,100		47,449
Temporary employees, field.....		1,042		1,525		4,261
All personal services, field.....		43,302		48,625		51,710
Deduct legislative reductions.....		4,330		7,293		5,299
01 Personal services (net).....		38,972		41,332		46,411
OTHER OBLIGATIONS						
02 Supplies and materials.....		1,000		1,000		2,352
04 Storage of motor cars.....		50		50		52
05 Communication service.....		350		350		368
06 Travel expenses.....		1,900		1,900		2,373
07 Transportation of things.....		200		200		273
10 Furnishing of heat, light, and power.....		140		140		146
11 Rents.....		2,200		2,200		2,272
12 Repairs and alterations.....		250		250		297
30 Equipment.....		608		608		1,410
Total other obligations.....		6,698		6,698		9,543
Grand total obligations.....		45,670		48,030		55,954
Transferred to "Identification and classification of insects".....						+500
Net total obligations.....		45,670		48,030		56,454
Estimated savings and unobligated balances.....				16,970		14,366
Total estimate or appropriation.....		45,670		65,000		70,820
BY PROJECTS						
1. Biological studies.....		16,700		17,310		19,887
2. Technological studies.....		6,800		6,310		6,684
3. Beekeeping in intermountain regions.....		7,730		7,350		8,801
4. Beekeeping in Southern States.....		6,920		7,010		7,960
5. Beekeeping in Pacific States.....		7,520		10,050		12,622
Total.....		45,670		48,030		55,954

[Salaries and Expenses, Bureau of Entomology—]

[Household and stored products insects: For household insects and insects affecting stored products, including \$4,517 for insects affecting forest products under section 4 of the Act approved May 22, 1928 (U.S.C., Supp. V, title 16, sec. 581c), \$130,000] (U.S.C., Supp. VI, title 16, sec. 581c; act Mar. 3, 1933, 47 Stat., p. 1453).

App. 1934, \$130,000

By projects	Obligations		
	Estimate, 1935	Estimate, 1934	Actual, 1933
Transferred to appropriations:			
"Fruit insects".....		\$14,300	\$12,221
"Truck crop and garden insects".....		24,100	44,115
"Forest and shade tree insects".....		4,500	3,577
"Cereal and forage insects".....		26,500	26,034
"Insects affecting man and animals".....		18,300	24,294
"Insect pest survey and identification".....			1,500
Estimated savings and unobligated balances.....		42,300	35,579
Total estimate or appropriation.....		130,000	147,320

Salaries and Expenses, Bureau of Entomology and Plant Quarantine—

Insects affecting man and animals: For insects affecting man, household possessions, and animals, \$130,000] \$109,600 (U.S.C., title 5, secs. 511, 512; title 7, secs. 141-167, 281, 282; U.S.C., Supp. VI, title 7, secs. 146, 161, 164a, 165a; title 16, sec. 581c; act Mar. 3, 1933, 47 Stat., pp. 1443-1445, 1452, 1453, 1462, 1463).

Est. 1935, \$109,600

App. 1934, \$130,000

By objects	Obligations					
	Estimate, 1935		Estimate, 1934		Actual, 1933	
PERSONAL SERVICES, DEPARTMENTAL	Posi- tions	Av. salary	Posi- tions	Av. salary	Posi- tions	Av. salary
Professional service:						
Grade 6. Principal entomologist	2	\$5,600	2	\$5,600	2	\$5,600
Grade 5. Senior entomologist	1	4,600	1	4,600	1	4,600
Grade 3. Associate entomologist	1	3,600	1	3,600	1	3,600
Grade 1. Junior entomologist	1	2,000	1	2,000	1	2,000
Subprofessional service:						
Grade 8. Chief scientific illustrator	1	2,600	1	2,600	1	2,600
Grade 5. Scientific aid	1	1,800	1	1,800	1	1,800
Grade 3. Junior scientific aid			1	1,620	1	1,620
Clerical, administrative, and fiscal service:						
Grade 5. Senior clerk	1	2,100	1	2,100	1	2,100
Grade 3. Assistant clerk-stenographer	2	1,800	2	1,800	2	1,800
Total permanent, departmental	10	31,500	11	33,120	11	33,120
PERSONAL SERVICES, FIELD						
Professional service:						
Grade 5. Senior entomologist	1	4,600	1	4,600	1	4,600
Grade 4. Entomologist	2	4,100	2	4,100	2	4,100
Grade 3. Associate entomologist	5	3,280	5	3,280	5	3,280
Grade 2. Assistant entomologist	10	2,660	10	2,660	10	2,660
Grade 1. Junior entomologist	4	2,000	4	2,000	4	2,000
Agent	1	2,000	2	2,200	2	2,200
Subprofessional service:						
Grade 3. Agent			1	1,440	1	1,440
Grade 1. Agent			1	1,200	1	1,200
Clerical, administrative, and fiscal service:						
Grade 3. Assistant clerk-stenographer	1	1,620	1	1,620	1	1,620
Grade 2. Junior stenographer					0.5	1,500
Custodial service:						
Grade 4. Messenger	1	1,560	1	1,560	1	1,560
Grade 2. Unskilled laborer					2	1,110
Total permanent, field	25	68,980	28	74,020	30.5	76,990
Deduct lapses and administrative fur- loughs				4,025		960
Net permanent, field		68,980		69,995		76,030
Temporary employees, field		3,525		7,130		16,726
All personal services, field		72,505		77,125		92,756
Total, departmental and field		104,005		110,245		125,876
Deduct legislative reductions		10,400		16,537		12,589
01 Personal services (net)		93,605		93,708		113,287
OTHER OBLIGATIONS						
02 Supplies and materials		3,000		5,000		11,467
04 Storage of motor cars		250		250		273
05 Communication service		920		920		946
06 Travel expenses		5,000		7,850		11,004
07 Transportation of things		515		515		1,518
08 Printing and binding		5		5		4
10 Furnishing of heat, light, and power		830		830		869
11 Rents		3,200		3,200		3,481

Salaries and Expenses, Bureau of Entomology and Plant Quarantine—Continued.

By objects	Obligations		
	Estimate, 1935	Estimate, 1934	Actual, 1933
OTHER OBLIGATIONS—continued			
12 Repairs and alterations.....	\$1,200	\$1,370	\$3,103
13 Special and miscellaneous current expenses.....	75	74	98
30 Equipment.....	1,000	2,028	4,536
Total other obligations.....	15,995	22,042	37,299
Grand total obligations.....	109,600	115,750	150,586
Received by transfer from "Household and stored product insects".....		-18,300	-24,294
Net total obligations.....	109,600	97,450	126,292
Estimated savings and unobligated balances.....		32,550	18,708
Total estimate or appropriation.....	109,600	130,000	145,000
BY PROJECTS			
1. Insects affecting man.....	40,215	40,420	51,189
2. Household insects.....	13,145	18,300	24,294
3. Insects affecting cattle.....	28,410	28,970	40,341
4. Insects affecting sheep and goats.....	24,080	22,840	28,150
5. Insects affecting miscellaneous animals.....	1,020	2,620	3,547
6. Insects affecting poultry and birds.....	2,730	2,600	3,065
Total.....	109,600	115,750	150,586

Insect pest survey and identification [and classification of insects]: For the identification and classification of insects, including taxonomic, [toxicological] morphological, and related phases of insect pest control, the importation and exchange of useful insects, and the maintenance of an insect pest survey for the collection and dissemination of information to Federal, State, and other agencies concerned with insect pest control, \$190,000] \$121,616 (U.S.C., title 5, secs. 511, 512; title 7, secs. 141-167, 281, 282; U.S.C., Supp. VI, title 7, secs. 146, 161, 164a, 165a; title 16, sec. 581c; act Mar. 3, 1933, 47 Stat., pp. 1443-1445, 1452, 1453, 1462, 1463).

Est. 1935, \$121,616

App. 1934, \$190,000

By objects	Obligations					
	Estimate, 1935		Estimate, 1934		Actual, 1933	
PERSONAL SERVICES, DEPARTMENTAL	Posi- tions	Av. salary	Posi- tions	Av. salary	Posi- tions	Av. salary
Professional service:						
Grade 5. Senior entomologist	6	\$4,733	7	\$4,742	7	\$4,742
Grade 4. Entomologist	5	3,800	8	3,800	8	3,800
Grade 3. Associate entomologist	10	3,340	11	3,327	11	3,327
Grade 2. Assistant entomologist	1	2,800	1	2,800	1	2,800
Grade 1. Junior entomologist	6	2,150	6	2,150	6	2,150
Subprofessional service:						
Grade 7. Principal scientific aid	1	2,700	1	2,700	1	2,700
Grade 6. Senior scientific illustrator	1	2,300	1	2,300	1	2,300
Senior scientific aid	3	2,100	3	2,100	3	2,100
Grade 4. Assistant scientific aid					1	1,680
Assistant scientific illustrator					1	1,920
Grade 3. Junior scientific aid	1	1,620	1	1,620	1	1,620
Grade 2. Under scientific helper	8	1,425	8	1,425	9	1,433
Clerical, administrative, and fiscal service:						
Grade 4. Clerk-stenographer	1	2,100	1	2,100	1	2,100
Grade 3. Assistant clerk-stenographer	3	1,800	3	1,800	4	1,755
Grade 2. Junior clerk-stenographer	1	1,440	1	1,440	2	1,440
Total permanent, departmental	47	129,760	52	149,160	57	157,320
Deduct lapses and administrative furloughs		720		5,377		4,847
Net permanent, departmental		129,040		143,783		152,473
PERSONAL SERVICES, FIELD						
Professional service:						
Grade 5. Senior entomologist	1	4,600	1	4,600	1	4,600
Subprofessional service:						
Grade 6. Senior scientific aid			1	2,400	1	2,400
Total permanent, field	1	4,600	2	7,000	2	7,000
Temporary employees, field						204
All personal services, field		4,600		7,000		7,204
Total, departmental and field		133,640		150,783		159,677
Deduct legislative reductions		13,364		22,617		15,968
01 Personal services, net		120,276		128,166		143,709

Salaries and Expenses, Bureau of Entomology, and Plant Quarantine—Continued.

By objects	Obligations		
	Estimate, 1935	Estimate, 1934	Actual, 1933
OTHER OBLIGATIONS			
02 Supplies and materials.....	\$300	\$700	\$1,701
05 Communication service.....	300	300	317
06 Travel expenses.....	235	1,300	1,915
07 Transportation of things.....	200	200	269
08 Printing and binding.....	5	5	2
12 Repairs and alterations.....	100	100	127
30 Equipment.....	200	729	1,547
Total other obligations.....	1,340	3,334	5,878
Grand total obligations.....	121,616	131,500	149,587
Transferred to "control investigations".....		+23,000	+32,045
Received by transfer from appropriation:			
"Fruit and shade tree insects".....			-1,500
"Truck and garden crop insects".....			-3,000
"Forest insects".....			-500
"Cereal and forage insects".....			-3,000
"Household and stored product insects".....			-1,500
"Bee culture and apary management".....			-500
Net total obligations.....	121,616	159,500	171,632
Estimated savings and unobligated balances.....		30,500	28,368
Total estimate or appropriation.....	121,616	190,000	200,000
By Projects			
1. Identification and classification of insects.....	112,973	112,300	124,363
2. Insect pest survey.....	8,643	10,020	9,920
3. Public relations.....		9,180	15,304
Total.....	121,616	131,500	149,587

Control investigations: For developing equipment or apparatus to aid in enforcing plant quarantines, eradication and/or control of plant pests, determining methods of disinfecting plants and plant products to eliminate injurious pests, determining the toxicity of insecticides, and related phases of insect pest control, \$40,738 (U.S.C., title 5, secs. 511, 512; title 7, secs. 141-167, 281, 282; U.S.C., Supp. VI, title 7, secs. 146, 161, 164a, 165a; title 16, sec. 581c; act Mar. 3, 1933, 47 Stat., pp. 1443-1445, 1452, 1453, 1462, 1463) (submitted).

Est. 1935, \$40,738

By objects	Obligations		
	Estimate, 1935	Estimate, 1934	Actual, 1933
PERSONAL SERVICES, DEPARTMENTAL			
Professional service:	Posi- Av. tions salary	Posi- Av. tions salary	Posi- Av. tions salary
Grade 6. Principal physiologist.....	1 \$6,000	1 \$6,000	1 \$6,000
Grade 4. Technologist.....	1 3,800	1 3,800	1 3,800
Clerical, administrative, and fiscal service:			
Grade 4. Clerk-stenographer.....	1 1,980	1 1,980	1 1,980
Total permanent, departmental.....	3 11,780	3 11,780	3 11,780
PERSONAL SERVICES, FIELD			
Professional service:			
Grade 5. Senior entomologist.....	1 4,600	1 4,600	1 4,600
Grade 4. Entomologist.....	2 4,000	2 4,000	2 4,000
Grade 3. Associate entomologist.....	1 3,200	1 3,200	1 3,200
Grade 2. Assistant entomologist.....	1 3,000	1 3,000	1 3,000
Assistant biophysicist.....			1 2,600
Grade 1. Junior entomologist.....	1 2,000	1 2,000	1 2,000
Subprofessional service:			
Grade 4. Assistant scientific aid.....	1 1,680	1 1,680	1 1,680
Clerical, administrative, and fiscal service:			
Grade 5. Senior clerk-stenographer.....	1 2,300	1 2,300	1 2,300
Custodial service:			
Grade 2. Unskilled laborer.....	1 1,200	1 1,200	1 1,200
Total permanent, field.....	9 25,980	9 25,980	10 28,580
Temporary employees, field.....			867
All personal services, field.....	25,980	25,980	29,447
Total, departmental and field.....	37,760	37,760	41,227
Deduct legislative reductions.....	3,776	5,664	4,215
Deduct subsistence and quarters furnished.....	33,984	32,096	37,012
01 Personal services (net).....	33,984	32,096	36,962

Salaries and Expenses, Bureau of Entomology and Plant Quarantine—Continued.

By objects	Obligations		
	Estimate, 1935	Estimate, 1934	Actual, 1933
OTHER OBLIGATIONS			
02 Supplies and materials.....	\$1,800	\$1,800	\$1,869
05 Communication service.....	130	130	139
06 Travel expenses.....	250	250	251
07 Transportation of things.....	30	30	33
10 Furnishing of heat, light, and power.....	1,100	1,100	1,110
11 Rents.....	2,115	2,115	2,115
12 Repairs and alterations.....	215	215	215
13 Special and miscellaneous current expenses.....	88	88	88
30 Equipment.....	1,026	1,026	1,065
Total other obligations.....	6,754	6,754	6,905
Grand total obligations.....	40,738	38,850	43,867
Received by transfer from:			
"Insect pest survey and identification".....		-28,000	-32,045
"General administrative expenses".....		-10,850	-11,822
Total estimate or appropriation.....	40,738		
By Projects			
1. Sterilization of plants and plant products.....	11,440	10,850	11,822
2. Physiology and toxicology.....	29,298	28,000	32,045
Total.....	40,738	38,850	43,867

Transit inspection: For the inspection in transit or otherwise of articles quarantined under the Act of August 20, 1912 (U.S.C., Supp. [VI] VI, title 7, secs. 161, 164a), as amended, and for the interception and disposition of materials found to have been transported interstate in violation of quarantines promulgated thereunder, [\$30,229] \$26,419 (U.S.C., title 5, secs. 511, 512; title 7, secs. 141-167, 281, 282; U.S.C., Supp. VI, title 7, secs. 146, 161, 164a, 165a; title 16, sec. 581c; act Mar. 3, 1933, 47 Stat., pp. 1443-1445, 1452, 1453, 1462, 1463).

Est. 1935, \$26,419

App. 1934, \$30,229

By objects	Obligations		
	Estimate, 1935	Estimate, 1934	Actual, 1933
PERSONAL SERVICES, DEPARTMENTAL			
Professional service:	Posi- Av. tions salary	Posi- Av. tions salary	Posi- Av. tions salary
Grade 6. Principal plant quarantine administrator.....	0.9 \$5,600		
Grade 3. Associate plant quarantine inspector.....	0.5 3,400	0.5 \$3,400	1 \$3,400
Clerical, administrative, and fiscal service:			
Grade 6. Principal clerk.....		0.5 2,500	
Total permanent, departmental.....	1.4 6,740	1 2,950	1 3,400
Deduct lapses and administrative furloughs.....	373		
Net permanent, departmental.....	6,367	2,950	3,400
PERSONAL SERVICES, FIELD			
Professional service:			
Grade 3. Associate pathologist.....	0.5 3,600	0.5 3,600	
Grade 1. Junior plant quarantine inspector.....	2 2,250	2 2,250	2 2,250
Per diem and other unclassified employees:			
Agent.....	4.6 2,317	4.6 2,317	4.8 2,400
Total permanent, field.....	7.1 16,957	7.1 16,957	6.8 16,020
Deduct lapses and administrative furloughs.....	55	55	
Net permanent, field.....	16,902	16,902	16,020
Temporary employees, field.....	3,200	5,070	6,907
All personal services, field.....	20,102	21,972	22,927
Total, departmental and field.....	26,469	24,922	26,327
Deduct legislative reductions.....	2,647	3,738	2,710
01 Personal services (net).....	23,822	21,184	23,617
OTHER OBLIGATIONS			
02 Supplies and materials.....	150	200	281
04 Storage and care of vehicles.....	150	225	290
05 Communication service.....	200	300	554
06 Travel expenses.....	1,811	2,900	2,902
07 Transportation of things (service).....	66	66	98

Salaries and Expenses, Bureau of Entomology and Plant Quarantine—Continued.

By objects	Obligations		
	Estimate, 1935	Estimate, 1934	Actual, 1933
OTHER OBLIGATIONS—continued			
08 Printing and binding.....	\$25	\$25	\$45
10 Furnishing of heat, light, and power.....	15	15	15
11 Rents.....	60	60	610
12 Repairs and alterations.....	50	50	50
13 Special and miscellaneous current expenses.....	20	20	22
30 Equipment.....	50	50	83
Total other obligations.....	2,597	3,911	4,950
Net total obligations.....	26,419	25,095	28,567
Estimated savings and unobligated balances.....		5,134	3,833
Total estimate or appropriation.....	26,419	30,229	32,400

Foreign plant quarantines: For enforcement of foreign plant quarantines, at the port of entry and/or port of export, and to prevent the movement of cotton and cottonseed from Mexico into the United States, including the regulation of the entry into the United States of railway cars and other vehicles, and freight, express, baggage, or other materials from Mexico, and the inspection, cleaning, and disinfection thereof, including construction and repair of necessary buildings, plants, and equipment, for the fumigation, disinfection, or cleaning of products, railway cars, or other vehicles entering the United States from Mexico, **[\$685,000]** \$536,516: *Provided*, That any moneys received in payment of charges fixed by the Secretary of Agriculture on account of such cleaning and disinfection shall be covered into the Treasury as miscellaneous receipts (*U.S.C., title 5, secs. 511, 512; title 7, secs. 141-167, 281, 282; U.S.C., Supp. VI, title 7, secs. 146, 161, 164a, 165a; title 16, sec. 581c; act Mar. 3, 1933, 47 Stat., pp. 1443-1445, 1452, 1453, 1462, 1463*).

Est. 1935, \$536,516

App. 1934, \$685,000

By objects	Obligations					
	Estimate, 1935		Estimate, 1934		Actual, 1933	
PERSONAL SERVICES, DEPARTMENTAL	Posi- tions	Av. salary	Posi- tions	Av. salary	Posi- tions	Av. salary
Professional service:						
Grade 6. Principal entomologist.....	1	\$6,000	1	\$6,000	1	\$6,000
Grade 5. Senior pathologist.....	2	4,800	2	4,800	2	4,800
Senior horticulturist.....	1	4,600	1	4,600	1	4,600
Grade 4. Plant quarantine inspector.....	1	4,000	1	4,000	1	4,000
Grade 3. Associate plant quarantine in- specto.....	2	3,450	2	3,450	2	3,450
Associate horticulturist.....			1	3,700	1	3,700
Associate entomologist.....	2	3,550	2	3,550	2	3,550
Associate chemist.....			1	3,200	1	3,200
Grade 2. Assistant plant quarantine in- specto.....	6	2,917	8	2,850	8	2,850
Assistant horticulturist.....	1	2,800	1	2,800	1	2,800
Subprofessional service:						
Grade 6. Senior scientific aid.....	1	2,200	1	2,200	1	2,200
Clerical, administrative, and fiscal service:						
Grade 10. Junior administrative officer.....			1	3,900	1	3,900
Grade 8. Administrative assistant.....	1	3,400	1	3,400	1	3,400
Grade 7. Junior administrative assistant.....	1	3,000	1	3,000	1	3,000
Grade 5. Senior clerk.....	1	2,200	1	2,200	1	2,200
Grade 4. Clerk.....	5	1,932	6	1,940	6	1,940
Clerk stenographer.....	1	1,920	1	1,920	1	1,920
Grade 3. Assistant clerk.....	5	1,824	7	1,843	7	1,840
Assistant clerk-stenographer.....	5	1,668	5	1,668	6	1,660
Senior operator.....	1	1,740	1	1,740	1	1,740
Senior stenographer.....	1	1,620	1	1,620	1	1,620
Grade 2. Junior clerk.....	4	1,635	5	1,668	5	1,668
Junior clerk-stenographer.....	2	1,470	2	1,470	2	1,470
Custodial service:						
Grade 3. Senior laborer.....	2	1,290	2	1,290	1	1,320
Messenger.....	1	1,200	1	1,200		
Grade 2. Assistant messenger.....	1	1,380	1	1,380	2	1,230
Junior laborer.....	1	1,140	1	1,140	1	1,140
Total permanent, departmental.....	49	117,482	58	141,141	58	141,360
Deduct lapses and administrative furloughs.....		200		200		1,602
Net permanent, departmental.....		117,282		140,941		139,758
PERSONAL SERVICES, FIELD						
Professional service:						
Grade 5. Senior plant quarantine inspec- tor.....	1	4,800	1	4,800	1	4,800
Senior entomologist.....	1	4,600	1	4,600	1	4,600
Grade 4. Plant quarantine inspector.....	6	3,867	6	3,867	6	3,867
Grade 3. Associate plant quarantine in- specto.....	16.3	3,424	16.3	3,424	16	3,419
Associate pathologist.....	1	3,500	1	3,500	1	3,500

Salaries and Expenses, Bureau of Entomology and Plant Quarantine—Continued.

By objects	Obligations					
	Estimate, 1935		Estimate, 1934		Actual, 1933	
	Posi- tions	Av. salary	Posi- tions	Av. salary	Posi- tions	Av. salary
PERSONAL SERVICES, FIELD—continued						
Grade 2. Assistant plant quarantine in- spectors.....	44.3	\$2,812	45.3	\$2,818	45	\$2,818
Grade 1. Junior plant quarantine in- spectors.....	74	2,190	94	2,152	96	2,150
Subprofessional service:						
Grade 7. Principal fumigation mechanic.....	1	2,700	1	2,700	1	2,700
Clerical, administrative, and fiscal service:						
Grade 7. Junior administrative assistant.....	1	3,100	1	3,100	1	3,100
Grade 6. Principal clerk.....			1	2,800	1	2,800
Grade 5. Senior clerk-stenographer.....	2	2,300	2	2,300	2	2,300
Senior clerk.....	1	2,600	1	2,600	1	2,600
Grade 3. Assistant clerk-stenographer.....					1	1,680
Assistant clerk.....	4	1,830	4	1,830	4	1,830
Assistant clerk-typist.....	1	1,620	1	1,620	1	1,620
Grade 2. Junior clerk-typist.....	2	1,680	2	1,680	2	1,680
Junior stenographer.....	2	1,530	2	1,530	2	1,530
Custodial service:						
Grade 3. Senior laborer.....					1	1,260
Grade 2. Unskilled laborer.....	1	1,080	1	1,080	1	1,080
Collaborators, part time, and other unclas- sified employees:						
Collaborators.....	72	122	72	122	78.6	119
Unskilled laborers.....	1	96	1	96	1	96
Agents.....	4	1,765	4	1,765	5.2	1,546
Janitor.....	1	60	1	60	1	60
Total permanent, field.....	236.6	423,985	258.6	470,097	269.8	476,744
Deduct lapses and administrative furloughs.....		1,843		1,843		3,817
Net permanent, field.....		422,142		468,254		472,927
Temporary employees, field.....		1,700		1,700		1,775
All personal services, field.....		423,842		469,954		474,702
Total, departmental and field.....		541,124		610,895		614,460
Deduct legislative reductions.....		54,113		91,634		63,722
		487,011		519,261		550,738
Deduct amount included in objects below.....		200		200		200
01 Personal services (net).....		487,011		519,061		550,538
OTHER OBLIGATIONS						
02 Supplies and materials.....		14,425		14,209		37,044
04 Storage and care of vehicles.....		3,000		3,000		3,019
05 Communication service.....		4,000		4,000		4,214
06 Travel expenses.....		10,000		10,000		14,894
07 Transportation of things (service).....		3,500		3,500		7,512
08 Printing and binding.....		150		150		172
09 Advertising and publication of notices.....		30		30		35
10 Furnishing of heat, light, and power.....		500		500		515
11 Rents.....		5,000		5,000		5,548
12 Repairs and alterations.....		7,000		7,000		7,500
13 Special and miscellaneous current ex- penses.....		100		100		136
30 Equipment.....		2,000		2,000		8,191
Total other obligations.....		49,705		49,489		88,780
Net total obligations.....		536,516		568,550		639,318
Estimated savings and unobligated bal- ances.....				116,450		98,652
Total estimate or appropriation.....		536,516		685,000		737,970
BY PROJECTS						
1. Import and permit service.....		51,528		58,660		64,914
2. Port inspection service.....		248,253		246,106		279,502
3. Mexican border inspection service.....		169,380		193,266		217,208
4. District of Columbia inspection service.....		23,000		29,369		31,578
5. Field inspection special permit material.....		9,250		8,500		9,435
6. Hawaiian inspection service.....		17,310		16,114		18,124
7. Puerto Rico inspection service.....		17,795		16,535		18,557
Total.....		536,516		568,550		639,318

Certification of exports: For the inspection, under such rules and regulations as the Secretary of Agriculture may prescribe, of domestic **[fresh fruits, vegetables, and seeds and nursery stock and other plants for propagation]** *plants and plant products* when offered for export and to certify to shippers and interested parties as to the freedom of such products from injurious plant diseases and insect pests according to the sanitary requirements of the foreign countries affected and to make such reasonable charges and to use such means as may be necessary to accomplish this object, **[\$18,558]** \$16,120: *Provided*, That moneys received on account of such inspection and certification shall be covered into the Treasury as miscellaneous receipts (*U.S.C., title 5, secs. 511, 512; title 7, secs. 141-167, 281, 282; U.S.C., Supp. VI, title 7, secs. 146, 161, 164a, 165a; title 16, sec. 581c; act Mar. 3, 1933, 47 Stat., pp. 1443-1445, 1452, 1453, 1462, 1463*).

Est. 1935, \$16,120

App. 1934, \$18,558

Salaries and Expenses, Bureau of Entomology and Plant Quarantine—Continued.

By objects	Obligations					
	Estimate, 1935		Estimate, 1934		Actual, 1933	
	Posi- tions	Av. salary	Posi- tions	Av. salary	Posi- tions	Av. salary
PERSONAL SERVICES, DEPARTMENTAL						
Professional service:						
Grade 5. Senior entomologist.....	1	\$4,800	1	\$4,800	1	\$4,800
PERSONAL SERVICES, FIELD						
Professional service:						
Grade 3. Associate plant quarantine in- spectors.....	0.8	3,700	0.8	3,700	1	3,700
Grade 2. Assistant plant quarantine in- spectors.....	3.8	2,794	3.8	2,794	4	2,800
Total permanent, field.....	4.6	13,577	4.6	13,577	5	14,900
Deduct lapses and administrative furloughs.....		514		514		
Net permanent, field.....		13,063		13,063		14,900
Total, departmental and field.....		17,863		17,863		19,700
Deduct legislative reductions.....		1,786		2,680		1,970
01 Personal services (net).....		16,077		15,183		17,730
OTHER OBLIGATIONS						
Supplies and materials.....		43		5		11
Net total obligations.....		16,120		15,188		17,741
Estimated savings and unobligated bal- ances.....				3,370		2,459
Total estimate or appropriation.....		16,120		18,558		20,200

Salaries and Expenses, Bureau of Plant Quarantine—

The Advisory Federal Plant Quarantine Board created by the Act making appropriations for the Department of Agriculture for the fiscal year 1929, approved May 16, 1928, is hereby abolished (act Mar. 3, 1933, 47 Stat., p. 1463).

Total, Bureau of Entomology, \$2,213,968, of which amount not to exceed \$435,720 may be expended for personal services in the District of Columbia, and not to exceed \$21,075 shall be available for the purchase of motor-propelled and horse-drawn passenger-carrying vehicles necessary in the conduct of field work outside the District of Columbia.

Total, Bureau of Plant Quarantine, \$2,158,514, of which amount not to exceed \$236,353 may be expended for personal services in the District of Columbia, and not to exceed \$6,600 shall be available for the purchase of motor-propelled and horse-drawn passenger-carrying vehicles necessary in the conduct of field work outside the District of Columbia.

Total, Bureau of Entomology and Plant Quarantine, \$2,839,919 of which amount not to exceed \$632,430 may be expended for personal services in the District of Columbia, and not to exceed \$12,750 shall be available for the purchase of motor-propelled and horse-drawn passenger-carrying vehicles necessary in the conduct of field work outside the District of Columbia (submitted).

Annual appropriations, general fund:

Estimate 1935, **\$2,839,919** Appropriated 1934, * **\$4,372,482**

* \$2,213,968 appropriated for Bureau of Entomology and \$2,158,514 for Bureau of Plant Quarantine.

Agricultural Adjustment Administration (Entomology)—

By objects	Obligations		
	Estimate, 1935	Estimate, 1934	Actual, 1933
<i>Funds received by reimbursement from Agricultural Adjustment Administration (Entomology)</i>			
PERSONAL SERVICES, FIELD			
Temporary employees.....		\$3,135	
Deduct legislative reductions.....		471	
01 Personal services (net).....		2,664	
OTHER OBLIGATIONS			
02 Supplies and materials.....		200	
06 Travel expenses.....		630	
30 Equipment.....		406	
Total other obligations.....		1,236	
Grand total obligations.....		3,900	

Agricultural Adjustment Administration (Entomology)—Continued.

By objects	Obligations		
	Estimate, 1935	Estimate, 1934	Actual, 1933
OTHER OBLIGATIONS—continued			
Received by allotment from Agricultural Adjustment Administration.....		—\$3,900	
Total estimate or appropriation.....			

National Industrial Recovery, Agriculture (Entomology)—

By objects	Obligations		
	Estimate, 1935	Estimate, 1934	Actual, 1933
<i>Transfer from Federal Emergency Administration of Public Works to Bureau of Entomology for physical improvements</i>			
PERSONAL SERVICES, FIELD			
Temporary employees, field.....		\$22,660	
Deduct amount included in object below.....		22,660	
01 Personal services (net).....			
OTHER OBLIGATIONS			
12 Repairs and alterations.....		3,700	
32 Structures and parts and nonstructural improvements to land.....		149,950	
Grand total obligations.....		153,650	
Received by transfer from Federal Emergency Administration of Public Works.....		—153,650	
Total estimate or appropriation.....			
<i>Transfer from Federal Emergency Administration of Public Works to Bureau of Plant Quarantine for physical improvements:</i>			
PERSONAL SERVICES, FIELD			
Temporary employees, field.....		2,000	
Deduct amount included in objects below.....		2,000	
01 Personal services (net).....			
OTHER OBLIGATIONS			
12 Repairs and alterations.....		41,550	
30 Equipment.....		50,000	
31 Land.....		50,000	
3210 Other structures.....		31,500	
Net total obligations.....		73,050	
Received by transfer from Federal Emergency Administration of Public Works.....		—73,050	
Total estimate or appropriation.....			
<i>Emergency Conservation (Transfer from War Department to Department of Agriculture)</i>			
<i>Transferred from Plant Industry:</i>			
PERSONAL SERVICES, DEPARTMENTAL			
Professional service:			
Grade 3. Associate pathologist.....	0.3	\$3,300	
Clerical, administrative, and fiscal service:			
Grade 2. Junior stenographer.....	0.5	1,440	
Total permanent, departmental.....	0.8	1,597	
Temporary employees, departmental.....		851	
All personal services, departmental.....		2,448	
PERSONAL SERVICES, FIELD			
Temporary employees, field.....		15,542	
01 Personal services (net).....		17,990	
OTHER OBLIGATIONS			
02 Supplies and materials.....		600	
06 Travel expenses.....		10,600	
13 Special and miscellaneous current expenses.....		210	
30 Equipment.....		600	
Total other obligations.....		12,010	
Grand total obligations.....		30,000	
Received by transfer from Emergency Conservation Fund (act Mar. 31, 1933).....		—30,000	
Total estimate or appropriation.....			

Statement of proposed expenditures for the purchase, maintenance, repair, and operation of motor-propelled and horse-drawn passenger-carrying vehicles in the conduct of the field work of the Department of Agriculture outside of the District of Columbia, for the fiscal year ending June 30, 1935, as required by section 5 of the act of July 16, 1914 (U.S.C., p. 33, sec. 78)

BUREAU OF ENTOMOLOGY AND PLANT QUARANTINE

Appropriation	For purchase						Net cost of new cars	Old vehicles still to be used	Total main- tenance, repair, and op- eration, all cars	Public purpose and users
	New vehicles (motors, unless otherwise indicated)			Old vehicles to be exchanged						
	Num- ber	Description	Gross cost	Num- ber	Description	Allow- ance (esti- mated)				
Fruit insects.....	3	Sedans.....	\$2,300	2 1	Trucks..... Sedan.....	\$100 250	\$1,950	9	\$2,750	New cars to be used by entomologists and assistants stationed at Moorestown, N.J., Orlando, Fla., and Yakima, Wash.; old cars to be used by staff engaged in field work throughout United States.
Japanese beetle control.....	2	do.....	1,200	2	Sedans.....	100	1,100	15	3,900	New and old cars for use of supervisory officials in quarantine and scouting work throughout the Japanese beetle infested area.
Mexican fruit fly control.....								6	1,500	For use by supervisors in quarantine and scouting work throughout the Mexican fruit fly infested area of Texas.
Citrus canker eradication.....								2 coupes		Used by agents in citrus canker eradication work in Louisiana. State pays all operating costs.
Phony peach eradication.....								3 sedars	1,250	For use in Georgia, Alabama, Louisiana and Mississippi in inspection of peach orchards for presence of phony-peach disease, by agent and assistants.
Date scale control.....								1	250	For use of project leader in date scale eradication work in California, Arizona, New Mexico, Nevada, Texas, and Louisiana.
Forest and shade-tree insects.....	1	Sedan.....	750				750	8	2,250	New car to be used by entomologist stationed at Columbus, Ohio. Old cars to be used by staff engaged in field work in New England and in the Western States.
Gypsy and brown-tail moth control.....	1	do.....	600	1	Sedan.....	50	550	11	2,800	New car for use of supervisory quarantine officials New England States; old cars for inspection and scouting work in New England, Pennsylvania, New York, Long Island, and New Jersey in gypsy and brown-tail moth work.
Blister-rust control.....	2	2-door se- dars.	1,200	2	2-door se- dars.	300	900	35	10,500	New cars to be used in blister-rust control service work in the vicinity of New Haven, Conn., and Worcester, Mass.; old cars to be used by em- ployees throughout the white pine growing regions of the United States.
Truck crop and garden insects.....	3	Coaches.....	1,800	2 1	Coaches..... Truck.....	200 100	1,500	12	3,750	New and old cars to be used by entomologists and assistants engaged in field work throughout West and South. Purchases planned for men sta- tioned at Walla Walla, Wash., Twin Falls, Idaho, and Alhambra, Calif.
Cereal and forage.....	3	Sedans.....	1,800	1 1	Sedan..... Coach.....	100 100	1,600	31	6,500	New cars to be used by entomologists and assistants stationed at New Orleans, La., Tempe, Ariz., and Bozeman, Mont. All needed for field work on cereal and forage insect investigations.
European corn borer.....								3	450	For use by officers and inspectors in connection with certification of products out of the corn- borer infested areas.
Barberry eradication.....								7	2,400	For use of leaders in barberry eradication for pre- vention of black stem rust at Lafayette, Ind., Ames, Iowa, St. Paul, Minn., Fargo, N.Dak., Brookings, S.Dak., East Lansing, Mich., and Columbus, Ohio.
Cotton insects.....	1	Sedan.....	600				600	15	3,750	New and old cars needed for travel of entomological workers investigating cotton insects in South and Southwest.
Pink bollworm control.....								6	1,650	For use of supervisory officials in pink bollworm inspection and scouting work in Texas, New Mexico, Arizona, and Florida.
Insects affecting man and animals....	1	Sedan.....	600	1	Coupe.....	100	500	12	3,250	New car needed for travel of entomologists engaged in investigations of insect pests of man and an- imals in Georgia. Old cars needed for similar projects throughout the country.
Foreign plant quarantines.....	6	Sedans.....	3,600	{ 3 3	Sedans..... Coupes.....	150 150	3,300	20	5,750	New cars to be used by foreign plant quarantine officers and inspectors at Baltimore, Md., Bell- ingham, Wash., Detroit, Mich., Portland, Ore., San Juan, P.R., and Savannah, Ga.; old cars to be used by officers and inspectors at various ports and in Mexican border inspection.
Total.....	23	-----	14,450	{ 17 3	Passenger vehicles. Trucks.....	1,700	12,750	196	52,700	

BUREAU OF BIOLOGICAL SURVEY

Salaries and Expenses, Bureau of Biological Survey—

For salaries and employment of labor in the city of Washington and elsewhere, furniture, supplies, including the purchase of bags, tags, and labels printed in the course of manufacture, traveling and all other expenses necessary in conducting investigations and carrying out the work of the bureau, including cooperation with Federal, State, county, or other agencies or with farm bureaus, organizations, or individuals, as follows (U.S.C., title 5, secs. 511, 512; title 16, secs. 701-711; title 18, secs. 145, 391-394; title 48, secs. 192-211; U.S.C., Supp. VI, title 16, sec. 715i; act Mar. 3, 1933, 47 Stat., p. 1453):

General administrative expenses: For necessary expenses for general administrative purposes, including the salary of chief of bureau and other personal services in the District of Columbia, [\$76,865], \$72,978 (U.S.C., title 5, secs. 511, 512; title 16, secs. 701-711; title 18, secs. 145, 391-394; title 48, secs. 192-211; U.S.C., Supp. VI, title 16, sec. 715i; act Mar. 3, 1933, 47 Stat., p. 1453).

Est. 1935, \$72,978

App. 1934, \$76,865

By objects	Obligations					
	Estimate, 1935		Estimate, 1934		Actual, 1933	
PERSONAL SERVICES, DEPARTMENTAL	Posi- tions	Av. salary	Posi- tions	Av. salary	Posi- tions	Av. salary
Professional service:						
Grade 8. Chief.....	1	\$8,000	1	\$8,000	1	\$8,000
Grade 4. Editor.....	1	3,800	1	3,800	1	3,800
Clerical, administrative, and fiscal service:						
Grade 13. Associate chief.....	1	6,400	1	6,400	1	6,400
Grade 9. Senior administrative assistant.....	1	3,500	1	3,500	1	3,500
Grade 8. Administrative assistant.....	1	3,400	1	3,400	1	3,400
Grade 6. Principal clerk.....	3	2,400	3	2,400	3	2,400
Grade 5. Senior clerk.....	5	2,360	5	2,360	5	2,360
Grade 4. Clerk.....	4	1,950	4	1,950	4	1,950
Grade 3. Assistant clerk-stenographer.....	1	1,620	1	1,620	1	1,620
Assistant clerk.....	6	1,764	6	1,764	6	1,764
Grade 2. Junior clerk-typist.....	1	1,440	1	1,440	2	1,440
Junior clerk.....	2	1,590	2	1,590	2	1,590
Grade 1. Underclerk.....	1	1,620	1	1,620	1	1,620
Custodial service:						
Grade 3. Messenger.....	1	1,440	1	1,440	1	1,440
Senior laborer.....					1	1,200
Grade 2. Assistant messenger.....	2	1,080	2	1,080	1.2	1,080
Grade 1. Junior messenger.....					1	600
Total permanent, departmental.....	31	73,800	31	73,800	33.2	76,230
Deduct lapses and administrative furloughs.....		120		140		240
Net permanent, departmental.....		73,680		73,660		75,990
Deduct legislative reductions.....		7,368		11,049		7,670
01 Personal services (net).....		66,312		62,611		68,320
OTHER OBLIGATIONS						
02 Supplies and materials.....		550		550		542
05 Communication service.....		600		600		488
06 Travel expenses.....		1,600		1,600		1,606
07 Transportation of things.....		500		800		435
12 Repairs and alterations.....		300		480		165
13 Special and miscellaneous current ex- penses.....		1,780		1,300		1,108
30 Equipment.....		1,336		1,356		1,308
Total other obligations.....		6,666		6,686		5,652
Grand total obligations.....		72,978		69,297		73,972
Estimated savings and unobligated balances.....				7,568		8,963
Total estimate or appropriation.....		72,978		76,865		82,935

Maintenance of mammal and bird reservations: For the maintenance of the Montana National Bison Range and other reservations and for the maintenance of game introduced into suitable localities on public lands, under supervision of the Biological Survey, including construction of fencing, wardens' quarters, shelters for animals, landings, roads, trails, bridges, ditches, telephone lines, rockwork, bulkheads, and other improvements necessary for the economical administration and protection of the reservations, and for the enforcement of section 84 of the Act approved March 4, 1909 (U.S.C., title 18, sec. 145), entitled "An Act to codify, revise, and amend the penal laws of the United States," and Acts amendatory thereto, and section 10 of the Migratory Bird Conservation Act of February 18, 1929 (U.S.C., Supp. [V.] VI, title 16, sec. 715i), [\$75,000] \$52,368: Provided, That \$2,500 may be used for the purchase, capture, and transportation of game for national reservations (U.S.C., title 5, secs. 511, 512; title 16, secs.

701-711; title 18, secs. 145, 391-394; title 48, secs. 192-211; U.S.C., Supp. VI, title 16, sec. 715i; act Mar. 3, 1933, 47 Stat., p. 1454).

Est. 1935, \$52,368

App. 1934, \$75,000

By objects	Obligations					
	Estimate, 1935		Estimate, 1934		Actual, 1933	
PERSONAL SERVICES, DEPARTMENTAL	Posi- tions	Av. salary	Posi- tions	Av. salary	Posi- tions	Av. salary
Clerical, administrative, and fiscal service:						
Grade 13. U.S. game conservation officer.....	0.2	\$5,600	0.2	\$5,600	0.2	\$5,600
Grade 12. Assistant U.S. game conserva- tion officer.....					0.3	4,800
Grade 11. Administrative officer.....	0.5	3,800	0.5	3,800	0.8	3,800
Grade 7. Junior administrative assistant.....	0.5	2,700	0.5	2,700	0.5	2,700
Grade 5. Senior clerk.....	1	2,400	1	2,400	1	2,400
Grade 3. Assistant clerk-stenographer.....					0.4	1,740
Senior stenographer.....	0.5	1,740	0.5	1,740	0.5	1,740
Grade 2. Junior stenographer.....	0.8	1,500	0.8	1,500	0.8	1,500
Total permanent, departmental.....	3.5	8,703	3.5	8,703	4.5	12,250
PERSONAL SERVICES, FIELD						
Professional service:						
Grade 1. Junior forester.....					0.2	2,000
Clerical, administrative, and fiscal service:						
Grade 5. U.S. reservation protector.....	5	2,320	5	2,320	5	2,320
Assistant U.S. reservation pro- tector.....	1	2,000	1	2,000	1	2,000
Grade 3. U.S. reservation protector.....	2	1,710	2	1,710	3	1,680
Custodial service:						
Grade 3. Deputy reservation protector.....					1	1,200
Total permanent, field.....	8	17,020	8	17,020	10.2	20,173
Deduct lapses and administrative fur- loughs.....						454
Net permanent, field.....		17,020		17,020		19,719
Temporary employees, field.....		19,345		19,345		23,661
All personal services, field.....		36,365		36,365		43,380
Total, departmental and field.....		45,068		45,068		55,630
Deduct quarters furnished.....		1,164		1,164		1,080
		43,904		43,904		54,550
Deduct legislative reductions.....		4,390		6,758		4,984
Total cash paid salaries and wages.....		39,514		37,146		49,566
Deduct amount included in objects below.....		2,200		2,200		6,204
01 Personal services (net).....		37,314		34,946		43,362
OTHER OBLIGATIONS						
02 Supplies and materials.....		6,686		6,686		9,054
05 Communication service.....		420		420		644
06 Travel expenses.....		1,516		1,516		3,002
07 Transportation of things.....		985		985		1,832
10 Furnishing of heat, light, and power.....		210		210		236
11 Rents.....		240		240		312
12 Repairs and alterations.....		2,300		2,300		5,008
13 Special and miscellaneous current ex- penses.....		675		675		1,318
30 Equipment.....		2,022		2,022		3,681
32 Structures and parts and nonstructural improvements to land.....						1,663
Total other obligations.....		15,064		15,064		26,750
Grand total obligations.....		52,368		50,000		70,112
Estimated savings and unobligated bal- ances.....				25,000		12,201
Total estimate or appropriation.....		52,368		75,000		82,313
BY ACTIVITIES OR PROJECTS						
1. Bird refuges.....		11,757		11,232		17,478
2. National Bison Range (Montana).....		7,571		7,171		11,648
3. Wind Cave Game Preserve (South Dakota).....		5,712		5,400		7,430
4. Elk Refuge (Wyoming).....		16,390		15,659		21,438
5. Sullys Hill Game Preserve (North Dakota).....		5,474		5,274		5,977
6. Niobrara Game Preserve (Nebraska).....		5,464		5,204		6,141
Total.....		52,368		50,000		70,112

【Food habits of birds and animals: For investigating the food habits and economic value of North American birds and animals in relation to agriculture, horticulture, and forestry, including methods of conserving beneficial and controlling injurious birds and animals, \$75,000】 (U.S.C., title 5, secs. 511, 512; title 16, secs. 701-711; title 18, secs. 145, 391-394; title 48, secs. 192-211; U.S.C., Supp. VI, title 16, sec. 715i; act Mar. 3, 1933, 47 Stat., p. 1454).

App. 1934, \$75,000

Salaries and Expenses, Bureau of Biological Survey—Continued.

By objects	Obligations					
	Estimate, 1935		Estimate, 1934		Actual, 1933	
	Posi- tions	Av. salary	Posi- tions	Av. salary	Posi- tions	Av. salary
PERSONAL SERVICES, DEPARTMENTAL						
Professional service:						
Grade 6. Principal biologist.....	1	\$5,600	1	\$5,600	1	\$5,600
Grade 4. Biologist.....	1	3,800	1	3,800	1	3,800
Grade 2. Assistant biologist.....	1.5	2,650	2	2,650	2	2,650
Grade 1. Junior biologist.....	4	2,050	4	2,050	4	2,050
Subprofessional service:						
Grade 3. Junior scientific aid.....	1	1,560	1	1,560	1	1,560
Clerical, administrative, and fiscal service:						
Grade 3. Senior stenographer.....	1	1,800	1	1,800	1	1,800
Custodial service:						
Assistant messenger.....					0.6	1,080
Total permanent, departmental.....			9.5	24,960	10.6	26,890
Deduct lapses and administrative furloughs.....						33
Net permanent, departmental.....				24,960		26,857
PERSONAL SERVICES, FIELD						
Professional service:						
Grade 5. Senior biologist.....	1	4,800	1	4,800	1	4,800
Grade 4. Biologist.....	1	4,000	1	4,000	1	4,000
Grade 3. Associate biologist.....	4	3,400	4	3,400	4	3,400
Associate pharmacologist.....	1	3,200	1	3,200	1	3,200
Grade 2. Assistant biologist.....	1	2,600	1	2,600	1	2,600
Grade 1. Junior biologist.....	6	2,166	6	2,166	6	2,166
Cooperative agent.....					1	2,000
Subprofessional service:						
Grade 4. Assistant biological aid.....	1	1,620	1	1,620	1	1,620
Clerical, administrative, and fiscal service:						
Grade 4. Clerk.....	1	2,040	1	2,040	1	2,040
Custodial service:						
Grade 3. Agent.....	1	1,200	1	1,200	1	1,200
Total permanent, field.....			17	46,060	18	48,060
Deduct lapses and administrative furloughs.....				3,189		150
Net permanent, field.....				42,871		47,910
Temporary employees, field.....				1,610		2,852
All personal services, field.....				44,481		50,762
Total, departmental and field.....				69,441		77,619
Deduct legislative reductions.....				10,416		7,710
01 Personal services (net).....				59,025		69,909
OTHER OBLIGATIONS						
02 Supplies and materials.....				1,924		2,798
05 Communication service.....				655		663
06 Travel expenses.....				7,445		11,842
07 Transportation of things.....				900		1,172
08 Printing, binding, engraving, and photographing.....				20		16
11 Rents.....				271		1,667
13 Special and miscellaneous current expenses.....				200		220
30 Equipment.....				1,200		3,904
Total other obligations.....				12,615		22,282
Grand total obligations.....				71,640		92,191
Estimated savings and unobligated bal- ances.....				3,360		12,619
Total estimate or appropriation.....				75,000		104,810
BY ACTIVITIES OR PROJECTS						
1. Control methods.....				20,890		31,479
2. Investigations of the relation of birds and animals to agriculture.....				50,750		60,712
Total.....				71,640		92,191

Control of predatory animals and injurious rodents: For demonstrations and cooperation in destroying animals injurious to agriculture, horticulture, forestry, animal husbandry, and wild game; and in protecting stock and other domestic animals through the suppression of rabies and other diseases in predatory wild animals, **[\$530,000]** \$91,343 (U.S.C., title 5, secs. 511, 512; title

16, secs. 701-711; title 18, secs. 145, 391-394; title 48, secs. 192-211; U.S.C., Supp. VI, title 16, sec. 715i; act Mar. 3, 1933, 47 Stat., p. 1454).

Est. 1935, \$91,343

App. 1934, \$530,000

By objects	Obligations					
	Estimate, 1935		Estimate, 1934		Actual, 1933	
	Posi- tions	Av. salary	Posi- tions	Av. salary	Posi- tions	Av. salary
PERSONAL SERVICES, DEPARTMENTAL						
Professional service:						
Grade 6. Principal biologist.....	1	\$5,600	1	\$5,600	1	\$5,600
Grade 5. Senior biologist.....	1	4,800	1	4,800	1	4,800
Grade 4. Biologist.....	1	3,800	1	3,800	1	3,800
Clerical, administrative, and fiscal service:						
Grade 9. Senior administrative assistant.....			1	3,700	1	3,700
Grade 4. Clerk.....	2	1,920	3	1,920	3	1,920
Grade 3. Assistant clerk-stenographer.....	1	1,620	1	1,620	1	1,620
Total permanent, departmental.....	6	19,660	8	25,280	8	25,280
PERSONAL SERVICES, FIELD						
Professional service:						
Grade 3. Associate biologist.....	2	3,250	5	3,280	5	3,280
Grade 2. Assistant biologist.....	7	2,985	14	2,964	14	2,964
Grade 1. Junior biologist.....	3	2,300	10	2,270	10	2,270
Subprofessional service:						
Grade 6. Senior biological aid.....			2	2,000	2	2,000
Grade 5. Biological aid.....			1	2,100	1	2,100
Field assistant in animal biology			1	1,920	1	1,920
Agent.....			2	1,920	2	1,920
Grade 3. Agent.....			4	1,515	4	1,515
Clerical, administrative, and fiscal service:						
Grade 9. Leader, rodent and predatory animal control.....	1	3,300	2	3,250	2	3,250
Grade 7. Leader, predatory animal control.....	6	3,216	6	3,216	6	3,216
Assistant leader, predatory animal control.....			4	2,750	4	2,750
Grade 5. Assistant leader, predatory animal control.....			18	2,172	18	2,172
Senior clerk.....	1	2,300	2	2,250	2	2,250
Grade 4. Clerk.....	7	1,890	9	1,886	9	1,886
Grade 3. Senior stenographer.....	1	1,620	2	1,620	2	1,620
Junior leader, predatory animal control.....			1	1,620	1	1,620
Grade 2. Junior clerk-stenographer.....	1	1,500	4	1,485	3.5	1,485
Total permanent, field.....	29	75,160	87	206,700	86.5	205,950
Deduct lapses and administrative furloughs.....		9,945		1,800		3,228
Net permanent, field.....		65,215		204,900		202,722
Temporary employees, field.....		1,700		89,838		193,841
All personal services, field.....		66,915		294,738		396,563
Total, departmental and field.....		86,575		320,018		421,843
Deduct legislative reductions.....		8,657		48,002		42,911
01 Personal services (net).....		77,918		272,016		378,932
OTHER OBLIGATIONS						
02 Supplies and materials.....		1,000		15,000		19,908
05 Communication service.....		1,000		3,500		4,076
06 Travel expenses.....		7,025		56,000		66,150
07 Transportation of things.....		800		4,300		5,376
08 Printing, binding, engraving, and photographing.....						5
10 Furnishing of heat, light, and power.....		100		300		267
11 Rents.....		500		5,365		6,577
13 Special and miscellaneous current expenses.....				500		1,565
30 Equipment.....		3,000		26,000		33,164
Total other obligations.....		13,425		110,965		137,088
Grand total obligations.....		91,343		382,981		516,020
Estimated savings and unobligated balances.....				147,019		57,760
Total estimate or appropriation.....		91,343		530,000		573,780
BY ACTIVITIES OR PROJECTS						
1. Control of injurious rodents.....		44,000		173,271		227,063
2. Control of predatory animals.....		47,343		209,710		288,957
Total.....		91,343		382,981		516,020

National Industrial Recovery, Agriculture—

By objects	Obligations		
	Estimate, 1935	Estimate, 1934	Actual, 1933
<i>Transferred from Forest Service (rodent control)</i>			
PERSONAL SERVICES, DEPARTMENTAL			
Temporary employees, departmental.....	\$540	\$1,080	-----
PERSONAL SERVICES, FIELD			
Temporary employees, field.....	37,480	165,500	-----
01 Total, departmental and field.....	38,020	166,580	-----
OTHER OBLIGATIONS			
02 Supplies and materials.....	10,000	50,000	-----
05 Communication service.....	200	500	-----
06 Travel expenses.....	5,000	20,000	-----
07 Transportation of things.....	200	500	-----
30 Equipment.....	100	2,000	-----
Total other obligations.....	15,500	73,000	-----
Grand total obligations.....	53,520	239,580	-----
Deduct in 1935 and add in 1934 amount of 1934 appropriation available in 1935.....	-53,520	+53,520	-----
Total.....		293,100	-----
Received by transfer from Federal Emergency Administration of Public Works (allotted from Forest Service).....		-293,100	-----
Total estimate or appropriation.....			-----

【Production of fur-bearing animals: For investigations, experiments, demonstrations, and cooperation in connection with the production and utilization of fur-bearing animals raised for meat and fur, in the United States and Alaska, \$55,000】 (U.S.C., title 5, secs. 511, 512; title 16, secs. 701-711; title 18, secs. 145, 391-394; title 48, secs. 192-211; U.S.C., Supp. VI, title 16, sec. 715i; act Mar. 3, 1933, 47 Stat., p. 1454).

App. 1934, \$55,000

By objects	Obligations					
	Estimate, 1935		Estimate, 1934		Actual, 1933	
PERSONAL SERVICES, DEPARTMENTAL	Posi- tions	Av. salary	Posi- tions	Av. salary	Posi- tions	Av. salary
Professional service:						
Grade 6. Principal biologist.....	1	\$5,600	1	\$5,600	1	\$5,600
Grade 5. Senior veterinarian.....	1	4,600	1	4,600	1	4,600
Grade 4. Biologist.....	1	3,800	1	3,800	1	3,800
Clerical, administrative, and fiscal service:						
Grade 5. Senior clerk.....	1	2,200	1	2,200	1	2,200
Grade 3. Senior stenographer.....	1	1,680	1	1,680	1	1,680
Assistant clerk-stenographer.....	0.5	1,620	0.8	1,620	0.8	1,620
Custodial service:						
Grade 2. Assistant messenger.....			0.2	1,080		
Total permanent, departmental.....	5.5	18,690	6	19,275	6	19,275
Deduct lapses and administrative furloughs.....				810		
Net permanent, departmental.....				17,880		19,275
PERSONAL SERVICES, FIELD						
Professional service:						
Grade 4. Biologist.....	1	4,200	1	4,200	1	4,200
Grade 3. Associate biologist.....	1	3,300	1	3,300	1	3,300
Agent.....	1	3,200	1	3,200	1	3,200
Grade 1. Junior biologist.....	1	2,100	1	2,100	1	2,100
Subprofessional service:						
Grade 2. Agent.....	1	1,320	1	1,320	1	1,320
Grade 1. Agent.....	1	1,020	1	1,020	1	1,020
Clerical, administrative, and fiscal service:						
Grade 3. Assistant clerk-stenographer.....					1	1,740
Grade 2. Junior stenographer.....					1	1,440
Custodial service:						
Grade 4. Agent.....	2	1,440	2	1,440	2	1,440
Unskilled laborer.....	1	1,500	1	1,500	1	1,500
Total permanent, field.....	10	20,960	11	22,700	11	22,700
Deduct lapses and administrative furloughs.....						438
Net permanent, field.....				20,960		22,262
Temporary employees, field.....				8,378		8,583
All personal services, field.....				29,338		30,845
Total, departmental and field.....				47,218		50,120
Deduct quarters furnished.....				120		120
				47,098		50,000
Deduct legislative reductions.....				7,064		4,856
01 Personal services (net).....				40,034		45,144

Production of fur-bearing animals—Continued.

By objects	Obligations		
	Estimate, 1935	Estimate, 1934	Actual, 1933
OTHER OBLIGATIONS			
02 Supplies and materials.....		\$2,350	\$2,421
05 Communication service.....		357	390
06 Travel expenses.....		1,918	1,870
07 Transportation of things.....		210	259
10 Furnishing of heat, light, and power.....		600	617
11 Rents.....		1,200	1,277
12 Repairs and alterations.....		100	91
13 Special and miscellaneous current expenses.....		400	560
30 Equipment.....		2,194	3,084
Total other obligations.....		9,329	10,569
Grand total obligations.....		49,363	55,713
Estimated savings and unobligated balances.....		5,637	6,742
Total estimate or appropriation.....		55,000	62,455
BY ACTIVITIES OR PROJECTS			
1. Investigations of fur-bearing animals.....		12,898	13,984
2. Fur-animal experiment station (New York).....		12,850	13,541
3. Rabbit experiment station (California).....		9,237	11,296
4. Disease investigations.....		14,378	15,833
5. Commercial fur production.....			1,059
Total.....		49,363	55,713

Biological investigations: For biological investigations, including the relations, habits, geographic distribution, and migration of animals and plants, and the preparation of maps of the life zones, and including \$16,000 \$14,800 for investigations of the relations of wild animal life to forests, under section 5 of the Act approved May 22, 1928 (U.S.C., Supp. [V] VI, title 16, sec. 581d), and for investigations, experiments, and demonstrations in the establishment, improvement, and increase of the reindeer industry and of musk oxen and mountain sheep in Alaska, including the erection of necessary buildings and other structures, \$85,000 \$69,711 (U.S.C., title 5, secs. 511, 512; title 16, secs. 701-711; title 18, secs. 145, 391-394; title 48, secs. 192-211; U.S.C., Supp. VI, title 16, sec. 581d, 715i; act Mar. 3, 1933, 47 Stat., p. 1454).

Est. 1935, \$69,711

App. 1934, \$85,000

By objects	Obligations					
	Estimate, 1935		Estimate, 1934		Actual, 1933	
PERSONAL SERVICES, DEPARTMENTAL	Posi- tions	Av. salary	Posi- tions	Av. salary	Posi- tions	Av. salary
Professional service:						
Grade 6. Principal biologist.....	1	\$5,600	0.8	\$5,600	0.8	\$5,600
Grade 5. Senior biologist.....	4	4,680	4.2	4,680	4.2	4,680
Grade 1. Junior biologist.....	1	2,300	0.8	2,300	0.8	2,300
Subprofessional service:						
Grade 6. Senior scientific aid.....	1	2,400	1	2,400	1	2,400
Grade 5. Scientific aid.....	1	2,040	1	2,040	1	2,040
Biological aid.....	1	1,860	1	1,860	1	1,860
Clerical, administrative, and fiscal service:						
Grade 4. Clerk.....	1	2,040	1	2,040	1	2,040
Grade 3. Assistant clerk.....					0.2	1,800
Grade 2. Junior clerk.....	2	1,770	2	1,770	2.3	1,660
Custodial service:						
Grade 2. Assistant messenger.....	1	1,080	1	1,080	1	1,080
Total permanent, departmental.....	13	39,660	12.8	39,302	13.3	40,232
Deduct lapses and administrative furloughs.....				358		54
Net permanent, departmental.....		39,302		39,302		40,178
PERSONAL SERVICES, FIELD						
Professional service:						
Grade 5. Senior biologist.....	2	4,800	2.1	4,800	3	4,800
Grade 4. Biologist.....	1	3,800	1	3,800	1	3,800
Grade 3. Associate biologist.....	1	3,200	1	3,200	1	3,200
Grade 2. Assistant biologist.....	1	2,600	1	2,600	1	2,600
Grade 1. Junior biologist.....	1	2,000	1	2,000	1	2,000
Junior forester.....					0.4	2,000
Subprofessional service:						
Grade 6. Senior forest ranger.....	1	2,600	1	2,600	1	2,600
Clerical, administrative, and fiscal service:						
Grade 5. Field assistant.....	1	2,400	1	2,400	1	2,400
Total permanent field.....	8	26,400	8.1	26,783	9.4	31,833
Temporary employees, field.....		2,460		2,077		8,316
All personal services, field.....		28,860		28,860		40,149
Total, departmental and field.....		68,162		68,162		80,327

Biological investigations—Continued.

By objects	Obligations		
	Estimate, 1935	Estimate, 1934	Actual, 1933
PERSONAL SERVICES, FIELD—continued			
Deduct quarters furnished.....	\$240	\$240	\$420
Deduct legislative reductions.....	67,922	67,922	79,907
Total cash paid salaries and wages.....	6,792	10,224	7,807
Deduct amount included in objects below.....	61,130	57,698	72,100
01 Personal services (net).....	200	200	1,276
OTHER OBLIGATIONS			
02 Supplies and materials.....	1,790	1,790	3,186
05 Communication service.....	440	440	494
06 Travel expenses.....	3,564	3,564	5,525
07 Transportation of things.....	390	390	683
08 Printing, binding, engraving, and photog- raphing.....	20	20	193
10 Furnishing of heat, light, and power.....	240	240	564
11 Rents.....	379	379	1,420
12 Repairs and alterations.....	750	750	1,403
13 Special and miscellaneous current ex- penses.....	1,208	1,208	1,648
30 Equipment.....			427
32 Structures and parts and nonstructural improvements to land.....			427
Total other obligations.....	8,781	8,781	15,563
Grand total obligations.....	69,711	66,279	86,387
Estimated savings and unobligated balances.....		18,721	16,113
Total estimate or appropriation.....	69,711	85,000	102,500
BY ACTIVITIES OR PROJECTS			
1. Investigations of wild animal life.....	39,477	36,912	45,548
2. Research in forest wild life.....	14,800	14,935	16,311
3. Reindeer investigations.....	10,434	10,134	16,547
4. Muskox investigations.....	5,000	4,298	7,981
Total.....	69,711	66,279	86,387

Protection of migratory birds: For all necessary expenses for enforcing the provisions of the Migratory Bird Treaty Act of July 3, 1918 (U.S.C., title 16, secs. 703-711), and for cooperation with local authorities in the protection of migratory birds, and for necessary investigations connected therewith, **[\$198,190] \$118,210**: *Provided*, That of this sum not more than \$20,500 may be used for the enforcement of sections 241, 242, 243, and 244 of the Act approved March 4, 1909 (U.S.C., title 18, secs. 391-394), entitled "An Act to codify, revise, and amend the penal laws of the United States," and for the enforcement of section 1 of the Act approved May 25, 1900 (U.S.C., title 16, sec. 701), entitled "An Act to enlarge the powers of the Department of Agriculture, prohibit the transportation by interstate commerce of game killed in violation of local laws, and for other purposes," including all necessary investigations in connection therewith (*U.S.C., title 5, secs. 511, 512; title 16, secs. 701-711; title 18, secs. 145, 391-394; title 48, secs. 192-211; U.S.C., Supp. VI, title 16, sec. 715i; act Mar. 3, 1933, 47 Stat., p. 1454*).

Est. 1935, \$118,210

App. 1934, \$198,190

By objects	Obligations			
	Estimate, 1935	Estimate, 1934	Actual, 1933	
PERSONAL SERVICES, DEPARTMENTAL				
Professional service:				
Grade 6. Principal biologist.....		0.2 \$5,600	0.2 \$5,600	
Grade 5. Senior biologist.....		0.9 4,600	1.8 4,600	
Grade 4. Biologist.....		1 3,800	1 3,800	
Grade 2. Assistant biologist.....		0.5 2,600		
Grade 1. Junior biologist.....		0.2 2,300	0.2 2,300	
Subprofessional service:				
Grade 3. Junior biological aid.....		1 1,440	1 1,440	
Clerical, administrative, and fiscal service:				
Grade 13. United States game conserva- tion officer.....	0.6 \$5,600	0.6 5,600	0.6 5,600	
Grade 12. Assistant United States game conservation officer.....	1.3 4,700	1.3 4,700	1.3 4,700	
Grade 8. Administrative assistant.....	2 3,000	2 3,000	2 3,000	
Grade 7. Junior administrative assistant.....	1.2 2,750	1.2 2,750	1.2 2,750	
Grade 5. Senior clerk.....	1.7 2,350	1.7 2,350	1.7 2,350	
Grade 3. Assistant clerk.....	3 1,820	4 1,840	4.8 1,824	
Senior stenographer.....	1 1,800	1 1,800	1 1,800	

Protection of migratory birds—Continued.

By objects	Obligations			
	Estimate, 1935	Estimate, 1934	Actual, 1933	
PERSONAL SERVICES, DEPARTMENTAL—CON.				
Clerical, administrative, and fiscal service— Continued.	Posi- Av. tions salary	Posi- Av. tions salary	Posi- Av. tions salary	
Grade 2. Junior clerk.....		3 \$1,640	3 \$1,640	
Junior stenographer.....	1 \$1,620	1 1,620	1 1,440	
Junior clerk-typist.....	1 1,500	1 1,500	1 1,500	
Grade 1. Underclerk.....		1 1,260	1 1,260	
Junior typist.....		1 1,260	1 1,260	
Total permanent, departmental.....	12.8 32,822	22.6 54,003	23.8 58,723	
Deduct lapses and administrative furloughs.....		237	376	
Net permanent, departmental.....	32,822	53,766	58,347	
PERSONAL SERVICES, FIELD				
Professional service:				
Grade 3. Associate biologist.....		1 3,200	1 3,200	
Grade 2. Assistant biologist.....		1 2,600	1.2 2,650	
Clerical, administrative, and fiscal service:				
Grade 6. United States game protector.....	20 2,570	22.2 2,563	25 2,548	
Total permanent, field.....	20 51,500	24.2 62,808	27.2 70,175	
Deduct lapses and administrative furloughs.....		5,701	186	
Net permanent, field.....	51,500	57,107	69,989	
Temporary employees, field.....	5,013	6,700	10,350	
All personal services, field.....	56,513	63,807	80,339	
Total, departmental and field.....	89,335	117,573	138,686	
Deduct legislative reductions.....	8,933	17,636	14,021	
01 Personal services (net).....	80,402	99,937	124,665	
OTHER OBLIGATIONS				
02 Supplies and materials.....	400	1,800	2,212	
05 Communication service.....	1,300	1,650	1,883	
06 Travel expenses.....	30,208	36,719	42,975	
07 Transportation of things.....	200	200	254	
08 Printing, binding, engraving, and photog- raphing.....		50	69	
10 Furnishing of heat, light, and power.....			42	
11 Rents.....	500	850	1,478	
13 Special and miscellaneous current ex- penses.....	200	1,000	1,814	
30 Equipment.....	5,000	7,000	14,621	
Total other obligations.....	37,808	49,269	65,348	
Grand total obligations.....	118,210	149,206	190,013	
Estimated savings and unobligated bal- ances.....		48,984	24,227	
Total estimate or appropriation.....	118,210	198,190	214,240	
BY ACTIVITIES OR PROJECTS				
1. Migratory Bird Treaty Act.....	105,210	106,879	143,786	
2. Investigations of migratory birds.....		29,327	31,396	
3. Lacey Act.....	13,000	13,000	14,831	
Total.....	118,210	149,206	190,013	

Enforcement of Alaska game law: For the enforcement of the provisions of the Alaska game law, approved January 13, 1925 (U.S.C., title 48, secs. 192-211), and as amended by the Act of February 14, 1931 (46 Stat., pp. 1111-1115), **[\$90,000] \$66,598** (*U.S.C., title 48, secs. 192-211; acts Feb. 14, 1931, 46 Stat., pp. 1111-1115; Mar. 3, 1933, 47 Stat., p. 1454*).

Est. 1935, \$66,598

App. 1934, \$90,000

By objects	Obligations			
	Estimate, 1935	Estimate, 1934	Actual, 1933	
PERSONAL SERVICES, DEPARTMENTAL				
Clerical, administrative, and fiscal service:	Posi- Av. tions salary	Posi- Av. tions salary	Posi- Av. tions salary	
Grade 13. U.S. game conservation officer.....	0.1 \$5,600	0.1 \$5,600	0.1 \$5,600	
Grade 11. Administrative officer.....	0.2 3,800	0.2 3,800	0.2 3,800	
Grade 7. Junior administrative assistant.....	0.2 2,700	0.2 2,700	0.2 2,700	
Grade 5. Senior clerk.....			0.1 2,400	
Grade 3. Senior stenographer.....	0.3 1,740	0.3 1,740		
Grade 2. Junior stenographer.....	0.2 1,500	0.2 1,500	0.2 1,500	
Total permanent, departmental.....	1 2,605	1 2,605	0.8 2,325	

Enforcement of Alaska game law—Continued.

By objects	Obligations					
	Estimate, 1935		Estimate, 1934		Actual, 1933	
	Posi- tions	Av. salary	Posi- tions	Av. salary	Posi- tions	Av. salary
PERSONAL SERVICES, FIELD						
Clerical, administrative, and fiscal service:						
Grade 12. Senior administrative officer	1	\$5,400	1	\$5,400	1	\$5,400
Grade 10. Assistant executive officer	1	3,700	1	3,700	1	3,700
Grade 6. Chief clerk	1	2,700	1	2,700	1	2,700
Warden	7	2,560	7.2	2,555	9	2,533
Grade 5. Assistant clerk	1	2,400	1	2,400	1	2,400
Assistant clerk-stenographer	1	2,200	1	2,200	1	2,200
Senior stenographer			0.1	2,000	1	2,000
Grade 4. Junior stenographer	1	1,900	1	1,900	1	1,900
Custodial service:						
Grade 9. Captain	2	2,600	2	2,600	2	2,600
Grade 8. Engineer	1	2,100	1	2,100	1	2,100
Total permanent, field	16	43,400	16.3	43,984	19	50,400
Temporary employees, field		5,965		5,381		12,841
All personal services, field		49,365		49,365		63,241
Total, departmental and field		51,970		51,970		65,566
Deduct legislative reductions		5,197		7,795		6,364
01 Personal services (net)		46,773		44,175		59,202
OTHER OBLIGATIONS						
02 Supplies and materials		3,910		3,910		4,934
05 Communication service		295		295		319
06 Travel expenses		11,689		11,689		23,930
07 Transportation of things		280		280		333
08 Printing, binding, engraving, and photographing		26		26		55
10 Furnishing of heat, light, and power		225		225		225
11 Rents		300		300		1,000
12 Repairs and alterations		100		100		300
30 Equipment		3,000		3,000		6,805
Total other obligations		19,825		19,825		37,901
Grand total obligations		66,598		64,000		97,103
Estimated savings and unobligated balances				26,000		6,463
Total estimate or appropriation		66,598		90,000		103,566

In all, salaries and expenses, **[\$1,185,055] \$471,208.**Estimate 1935, **\$471,208**Appropriated 1934, **\$1,185,055**

Upper Mississippi River Wild Life Refuge—

For the acquisition of areas of land or land and water pursuant to the Act entitled "An Act to establish the Upper Mississippi River Wild Life and Fish Refuge," approved June 7, 1924 (U.S.C., title 16, secs. 721-731), as amended, and for all necessary expenses incident thereto, including the employment of persons and means in the city of Washington and elsewhere, **[\$18,500] \$1,862**, which shall be available until expended, being part of the sum of \$1,500,000 authorized to be appropriated for such purpose by section 10 of said Act; and for all necessary expenses of the Secretary of Agriculture authorized by section 9 of said Act, **[\$43,200] \$31,933**; in all, **[\$61,700] \$33,795** (U.S.C., title 16, secs. 721-731; U.S.C., Supp. VI, title 16, sec. 729; act Mar. 3, 1933, 47 Stat., p. 1454).

Estimate 1935, **\$33,795**Appropriated 1934, **\$61,700**

By objects	Obligations					
	Estimate, 1935		Estimate, 1934		Actual, 1933	
	Posi- tions	Av. salary	Posi- tions	Av. salary	Posi- tions	Av. salary
PERSONAL SERVICES, DEPARTMENTAL						
Professional service:						
Grade 5. Senior land valuation engineer					0.2	\$5,200
Grade 3. Associate land valuation engineer	0.2	\$3,200	0.2	\$3,200	0.2	3,200
Clerical, administrative, and fiscal service:						
Grade 13. United States game conservation officer	0.1	5,600	0.1	5,600	0.1	5,600
Grade 12. Assistant United States game conservation officer	0.3	4,800	0.3	4,800	0.3	4,800
Grade 5. Senior clerk	0.2	2,400	0.2	2,400	0.2	2,400
Grade 3. Assistant clerk-stenographer	0.5	1,740	0.7	1,740	1.9	1,740
Total permanent, departmental	1.3	4,370	1.5	4,660	2.9	7,987
Temporary employees, departmental				157		157
All personal services, departmental		4,370		4,817		8,144

Upper Mississippi River Wild Life Refuge—Continued.

By objects	Obligations					
	Estimate, 1935		Estimate, 1934		Actual, 1933	
	Posi- tions	Av. salary	Posi- tions	Av. salary	Posi- tions	Av. salary
PERSONAL SERVICES, FIELD—continued.						
Professional service:						
Grade 4. Attorney			1	\$4,000	1	\$4,000
Grade 3. Associate cadastral engineer					0.3	3,200
Grade 2. Assistant attorney					1	2,800
Assistant land valuation engineer					1	2,600
Grade 1. Junior forester	1	\$2,000	1	2,000	2	2,000
Subprofessional service:						
Grade 6. Senior transitman					1	2,300
Grade 5. Transitman					0.5	1,800
Grade 2. Under engineering aide					0.5	1,260
Clerical, administrative, and fiscal service:						
Grade 11. Superintendent	1	4,200	1	4,200	1	4,200
Grade 8. Administrative assistant	1	3,200	1	3,200	1	3,200
Grade 4. Reservation ranger	3	1,880	3	1,880	4	1,860
Grade 3. Senior stenographer	1	1,740	1	1,740	2	1,740
Grade 2. Junior stenographer	1	1,560	2	1,530	3	1,500
Grade 1. Junior reservation ranger	1	1,440	1	1,440	1	1,440
Custodial service:						
Grade 7. Engineman	1	1,860	1	1,860	1	1,860
Total permanent, field	10	21,640	12	27,140	20.3	44,417
Deduct lapses and administrative furloughs						696
Net permanent, field		21,640		27,140		43,721
Temporary employees, field		2,353		18,823		5,468
All personal services, field		23,993		45,963		49,189
Total, departmental and field		28,363		50,780		57,333
Deduct legislative reductions		2,836		7,617		5,378
01 Personal services (net)		25,527		43,163		51,955
OTHER OBLIGATIONS						
02 Supplies and materials		234		1,034		583
04 Storage and care of motor vehicles and boats		20		20		23
05 Communication service		233		455		584
06 Travel expenses		4,790		10,340		13,041
07 Transportation of things		200		250		417
08 Printing, binding, engraving, and photographing		25		75		174
11 Rents		1,123		1,123		1,310
12 Repairs and alterations						410
13 Special and miscellaneous current expenses		200		700		1,890
30 Equipment		1,443		2,242		4,459
31 Purchase of land				2,200		82,292
Total, other obligations		8,268		18,439		105,183
Grand total, obligations		33,795		61,602		157,138
Estimated savings and unobligated balances				28,853		36,023
		33,795		90,455		193,161
Deduct unobligated balances from 1932 carried forward to 1933						-113,683
Deduct unobligated balance from 1933 carried forward to 1934				-28,755		
Total estimate or appropriation		33,795		61,700		79,478
BY ACTIVITIES OR PROJECTS						
1. Administration		31,933		30,584		40,902
2. Acquisition of land		1,862		31,018		116,236
Total		33,795		61,602		157,138

Bear River Migratory Bird Refuge—

For the establishment of a suitable refuge and feeding and breeding grounds for migratory wild fowl, including the acquisition of water rights and privately owned lands pursuant to the Act entitled "An Act to establish the Bear River migratory-bird refuge," approved April 23, 1928 (U.S.C., Supp. V, title 16, secs. 690-690h), and the resolution approved February 15, 1929 (45 Stat., p. 1186), and for all expenses incident thereto, including the employment of persons and means in the District of Columbia and elsewhere, the unexpended balance of the appropriation of \$75,000 for this purpose contained in the Agricultural Appropriation Act for the fiscal year 1931 shall remain available until June 30, 1934; For administration and maintenance of the *Bear River Migratory Bird Refuge established under the Act approved April 23, 1928* (U.S.C., Supp. VI, title 16, secs. 690-690h), and the resolution approved February 15, 1929 (45 Stat., p. 1186), including the construction of necessary buildings and for personal services in the District of Columbia and elsewhere, **[\$20,000] \$15,319** (U.S.C.,

Supp. VI, title 16, secs. 690-690h; joint resolution Feb. 15, 1929, 45 Stat., p. 1186; act Mar. 3, 1933, 47 Stat., p. 1455).

Estimate 1935, \$15,319

Appropriated 1934, \$20,000

By objects	Obligations					
	Estimate, 1935		Estimate, 1934		Actual, 1933	
<i>Administration</i>						
PERSONAL SERVICES, DEPARTMENTAL						
Clerical, administrative, and fiscal service:	Posi-	Av.	Posi-	Av.	Posi-	Av.
Grade 13. United States game conserva-	tions	salary	tions	salary	tions	salary
tion officer.....	0.1	\$5,600	0.1	\$5,600	0.1	\$5,600
Grade 12. Assistant United States game	0.1	4,800	0.1	4,800		
conservation officer.....					0.5	1,740
Grade 3. Senior stenographer.....						
Total permanent, departmental.....	0.2	1,033	0.2	1,033	0.6	1,103
PERSONAL SERVICES, FIELD						
Professional service:						
Grade 2. Assistant irrigation engineer.....	1	2,900	1	2,900	1	2,900
Clerical, administrative, and fiscal service:						
Grade 11. Superintendent.....	1	3,800	1	3,800	1	3,800
Grade 2. Junior stenographer.....	1	1,440	1	1,440	1	1,490
Total permanent, field.....	3	8,140	3	8,140	3	8,190
Temporary employees, field.....		3,185		3,185		5,146
All personal services, field.....		11,325		11,325		13,336
Total, departmental and field.....		12,358		12,358		14,439
Deduct legislative reductions.....		1,235		1,854		1,404
Total cash paid salaries and wages.....		11,123		10,504		13,035
Deduct amount included in objects below.....		500		600		1,637
01 Personal services (net).....		10,623		9,904		11,398
OTHER OBLIGATIONS						
02 Supplies and materials.....		545		545		700
05 Communication service.....		200		200		257
06 Travel expenses.....		616		616		1,010
07 Transportation of things.....		325		325		385
08 Printing, binding, engraving, and litho-						7
graphing.....						39
10 Furnishing of heat, light, and power.....		30		30		425
11 Rents.....		480		480		2,026
12 Repairs and alterations.....		1,000		2,000		154
13 Special and miscellaneous current ex-						12,393
penses.....						1,890
30 Equipment.....		1,500		600		19,286
32 Structures and parts and nonstructural						30,684
improvements to land.....						1,416
Total other obligations.....		4,696		4,796		32,100
Grand total obligations.....		15,319		14,700		
Estimated savings and unobligated bal-				5,300		
ances.....						
Total estimate or appropriation.....		15,319		20,000		
<i>Development</i>						
05 Communication service.....						2
31 Purchase of land.....				812		3,222
32 Structures and parts and nonstructural						110
improvements to land.....						
Total obligations.....				812		3,334
Unobligated balance.....						812
Deduct unobligated balance carried forward				812		4,146
from 1932 to 1933.....						-4,146
Deduct unobligated balance carried forward				-812		
from 1933 to 1934.....						
Total estimate or appropriation.....						

Migratory Bird Conservation Refuges—

For carrying into effect the provisions of the Act entitled "An Act to more effectively meet the obligations of the United States under the migratory-bird treaty with Great Britain (39 Stat., pt. 2, p. 1702) by lessening the dangers threatening migratory game birds from drainage and other causes by the acquisition of areas of land and of water to furnish in perpetuity reservation for the adequate protection of such birds; and authorizing appropriations for the establishment of such areas, their maintenance and improvement, and for other purposes," approved February 18, 1929 (U.S.C., Supp. [V], VI, title 16, secs. 715-715r), [\$89,525] \$62,419, authorized by section 12 of the Act, which sum is a part of the remaining [\$882,000] \$792,475 of the \$1,000,000 authorized to be appropriated for the fiscal year ending June 30, 1933 [], and in addition thereto the unexpended balances of the sums made

available in the Agricultural Appropriation Act for the fiscal year 1933 for the purposes of sections 12 and 18 of the Act of February, 18, 1929, are continued available for the same purposes for the fiscal year 1934 [] (U.S.C., Supp. VI, title 16, secs. 715-715r; acts Mar. 4, 1929, 45 Stat., p. 1634; Mar. 3, 1933, 47 Stat., p. 1455).

Estimate 1935, \$62,419

Appropriated 1934, \$89,525

By objects	Obligations					
	Estimate, 1935		Estimate, 1934		Actual, 1933	
PERSONAL SERVICES, DEPARTMENTAL	Posi-	Av.	Posi-	Av.	Posi-	Av.
Professional service:	tions	salary	tions	salary	tions	salary
Grade 5. Senior land valuation engineer.....	1	\$5,200	1	\$5,200	0.5	\$5,200
Senior biologist.....	1	5,600				
Grade 4. Land valuation engineer.....	1	4,200	1	4,200	1	4,200
Grade 3. Associate land valuation engi-						
neer.....	0.8	3,200	0.8	3,200	0.8	3,200
Associate attorney.....	1	3,200	1	3,200	1	3,200
Subprofessional service:						
Grade 5. Topographic draftsman.....	1	1,920	1	1,920	1	1,920
Clerical, administrative, and fiscal service:						
Grade 12. Assistant United States game						
conservation officer.....	0.2	4,800	0.2	4,800		
Grade 11. Administrative officer.....	0.3	3,800	0.3	3,800		
Grade 5. Senior clerk.....	1.2	2,100	1.2	2,100	0.8	2,000
Grade 3. Assistant clerk stenographer.....	1.2	1,680	1	1,680	1.3	1,620
Grade 2. Junior stenographer.....					1.8	1,440
Total permanent, departmental.....	8.7	29,357	7.5	23,467	8.2	20,857
Deduct lapses and administrative furloughs.....						720
Net permanent, departmental.....		29,357		23,467		20,137
PERSONAL SERVICES, FIELD						
Professional service:						
Grade 3. Associate cadastral engineer.....					0.5	3,200
Agent.....	1	3,200	1	3,200	1	3,200
Grade 2. Assistant cadastral engineer.....	1	2,600	1	2,600	1	2,600
Assistant biologist.....			1	2,700	0.8	2,700
Grade 1. Junior biologist.....			1	2,200	1	2,200
Junior forester and United States						
deputy game warden.....	3	2,000	3	2,000	3	2,000
Junior forester.....	1	2,000	1	2,000	3.8	2,000
Subprofessional service:						
Grade 6. Senior transitman.....	1	2,000	1	2,000	1	2,000
Senior transitman and United						
States deputy game warden.....	1	2,000	1	2,000	1	2,000
Grade 5. Transitman.....					1.4	1,800
Engineering draftsman.....	1	1,800	1	1,800	0.8	1,800
Grade 2. Under engineering aid.....	1	1,260	2	1,260	3.5	1,260
Total permanent, field.....	10	20,860	13	21,020	18.8	37,585
Deduct lapses and administrative furloughs.....				2,601		765
Net permanent, field.....		20,860		24,419		36,820
Temporary employees, field.....		1,934		2,755		4,460
All personal services, field.....		22,794		27,174		41,280
Total, departmental and field.....		52,151		50,641		61,417
Deduct quarters furnished.....		216		216		216
Deduct legislative reductions.....		51,935		50,425		61,201
		5,193		7,563		6,031
Total cash paid salaries and wages.....		46,742		42,862		55,170
Deduct amount included in objects below.....		500		300		881
01 Personal services (net).....		46,242		42,562		54,289
OTHER OBLIGATIONS						
02 Supplies and materials.....		500		550		604
05 Communication service.....		400		345		266
06 Travel expenses.....		7,677		7,741		8,944
07 Transportation of things.....		500		585		605
08 Printing, binding, engraving, and pho-						5
tographing.....						5,171
11 Rents.....		2,500		2,500		1,537
12 Repairs and alterations.....		1,200		500		
13 Special and miscellaneous current ex-						461
penses.....		600		800		3,447
20 Equipment.....		2,800		3,110		214,418
31 Purchase of land.....				500		
32 Structures and parts and nonstructural						1,566
improvements to land.....						
Total other obligations.....		16,177		16,631		237,024
Grand total obligations.....		62,419		59,193		291,313
Estimated savings and unobligated bal-				50,045		28,043
ances.....						
Deduct unobligated balance of 1932 appro-		62,419		109,238		319,356
priation, reappropriated in 1933.....						-1,356
Deduct unobligated balance of 1933 appro-				-19,713		
priation, reappropriated in 1934.....						
Total estimate or appropriation.....		62,419		89,525		318,000

Migratory Bird Conservation Refuges—Continued.

By activities or projects	Obligations		
	Estimate, 1935	Estimate, 1934	Actual, 1933
1. Administration of migratory bird conservation refuges.....	\$18, 119	\$14, 471	\$15, 207
2. Investigation of food resources of migratory bird refuge areas.....	5, 400	5, 277	4, 834
3. Disease investigations.....	3, 900	3, 700	4, 748
4. Acquisition of land.....	35, 000	35, 745	266, 524
Total.....	62, 419	59, 193	291, 313

Migratory Bird Conservation Commission—

By objects	Obligations		
	Estimate, 1935	Estimate, 1934	Actual, 1933
PERSONAL SERVICES, DEPARTMENTAL	Posi- Av. tions salary	Posi- Av. tions salary	Posi- Av. tions salary
Clerical, administrative, and fiscal service: Grade 5. Senior clerk.....			0.2 \$2, 000
Total permanent, departmental.....			0.2 333
Deduct legislative reductions.....			50
01 Personal services (net).....			283
OTHER OBLIGATIONS			
06 Travel expenses.....			311
08 Printing, binding, engraving, and photographing.....			75
Total other obligations.....			386
Grand total obligations.....			669
Estimated savings and unobligated balances.....			3, 056
Deduct unobligated balance carried forward from 1932 to 1933.....			3, 725
Total estimate or appropriation.....			-3, 725

Cheyenne Bottoms Migratory Bird Refuge—

By objects	Obligations		
	Estimate, 1935	Estimate, 1934	Actual, 1933
PERSONAL SERVICES, DEPARTMENTAL	Posi- Av. tions salary	Posi- Av. tions salary	Posi- Av. tions salary
Professional service: Grade 5. Senior land valuation engineer.....			0.2 \$5, 200
Total permanent, departmental.....			0.2 1, 300
PERSONAL SERVICES, FIELD			
Professional service: Grade 4. Attorney.....			0.8 3, 800
Grade 1. Junior forester.....			0.8 2, 000
Clerical, administrative, and fiscal service: Grade 2. Junior stenographer.....			0.8 1, 440
Total permanent, field.....			2.4 5, 950
Temporary employees, field.....			21
All personal services, field.....			5, 971
Total, departmental and field.....			7, 271
Deduct legislative reductions.....			595
01 Personal services (net).....			6, 676
OTHER OBLIGATIONS			
02 Supplies and materials.....			71
05 Communication service.....			8
06 Travel expenses.....			142
07 Transportation of things.....			45
11 Rents.....			514
13 Special and miscellaneous current expenses.....			3
30 Equipment.....			435
Total other obligations.....			1, 218
Grand total obligations.....			7, 894
Estimated savings and unobligated balances.....			209, 719
Deduct unobligated balance from 1932 carried forward to 1933.....			217, 613
Total estimate or appropriation.....			-217, 613

Lake Malheur Bird Refuge—

By objects	Obligations		
	Estimate, 1935	Estimate, 1934	Actual, 1933
PERSONAL SERVICES, DEPARTMENTAL	Posi- Av. tions salary	Posi- Av. tions salary	Posi- Av. tions salary
Clerical, administrative, and fiscal service: Grade 2. Junior stenographer.....			0.2 \$1, 440
Total permanent, departmental.....			0.2 180
PERSONAL SERVICES, FIELD			
Professional service: Grade 4. Cadastral engineer.....			0.2 3, 800
Grade 3. Associate cadastral engineer.....			0.2 3, 200
Subprofessional service: Grade 5. Engineering draftsman.....			0.2 1, 800
Total permanent, field.....			0.6 1, 519
Temporary employees, field.....			177
All personal services, field.....			1, 696
Total, departmental and field.....			1, 876
Deduct legislative reductions.....			248
01 Personal services (net).....			1, 628
OTHER OBLIGATIONS			
02 Supplies and materials.....			3
04 Storage and care of motor vehicles and boats.....			5
05 Communication service.....			11
06 Travel expenses.....			194
07 Transportation of things.....			76
10 Furnishing of heat, light, and power.....			2
11 Rents.....			48
13 Special and miscellaneous current expenses.....			1
30 Equipment.....			7
Total other obligations.....			347
Grand total obligations.....			1, 975
Estimated savings and unobligated balances.....			310
Total estimate or appropriation.....			2, 285

Total, Bureau of Biological Survey, **[\$1,356,280]** \$582,741, of which amount not to exceed **[\$269,958]** \$190,880 may be expended for departmental personal services in the District of Columbia, and not to exceed **[\$15,250]** \$5,200 shall be available for the purchase of motor-propelled passenger-carrying vehicles necessary in the conduct of field work outside the District of Columbia.

Annual appropriations, general fund:

Estimate 1935, **\$582,741**

Appropriated 1934, **\$1,356,280**

Emergency Conservation Fund—

By objects	Obligations		
	Estimate, 1935	Estimate, 1934	Actual, 1933
<i>Transfer from War Department</i>			
PERSONAL SERVICES, FIELD			
Temporary employees, field.....		\$35, 000	
Deduct amount in objects below.....		28, 000	
01 Personal services (net).....		7, 000	
OTHER OBLIGATIONS			
02 Supplies and materials.....		2, 600	
05 Communication service.....		500	\$5
06 Travel expenses.....		4, 000	197
07 Transportation of things.....		10, 000	5
12 Repairs and alterations.....		27, 801	
13 Special and miscellaneous current expenses.....		500	54
30 Equipment.....		20, 140	3, 378
32 Structures and parts and nonstructural improvements to lands.....		97, 020	
Total other obligations.....		162, 561	3, 639
Grand total obligations.....		169, 561	3, 639
Received by transfer from Emergency Conservation Fund.....		-169, 561	-3, 639
Total estimate or appropriation.....			

National Industrial Recovery, Agriculture, Biological Survey—

By objects	Obligations		
	Estimate, 1935	Estimate, 1934	Actual, 1933
<i>Biological Survey (construction and repair work)</i>			
PERSONAL SERVICES, DEPARTMENTAL			
Temporary employees, departmental.....	\$4,299	\$15,789	-----
PERSONAL SERVICES, FIELD			
Temporary employees, field.....	53,374	424,496	-----
Total, departmental and field.....	57,673	440,285	-----
Deduct amount included in objects below.....	49,173	391,178	-----
01 Personal services (net).....	8,500	49,107	-----
OTHER OBLIGATIONS			
02 Supplies and materials.....	200	2,612	-----
05 Communication service.....	35	512	-----
06 Travel expenses.....	8,475	57,380	-----
07 Transportation of things.....	50	14,327	-----
12 Repairs and alterations.....	21,247	500	-----

National Industrial Recovery, Agriculture, Biological Survey—Con.

By objects	Obligations		
	Estimate, 1935	Estimate, 1934	Actual, 1933
<i>Biological Survey (construction and repair work)—Continued</i>			
OTHER OBLIGATIONS—continued			
13 Special and miscellaneous current expenses.....	-----	\$3,000	-----
30 Equipment.....	-----	5,830	-----
31 Purchase of land.....	-----	16,300	-----
32 Structures and parts and nonstructural improvements to land.....	\$77,825	705,650	-----
Total other obligations.....	87,085	826,858	-----
Grand total obligations.....	95,585	875,965	-----
Deduct in 1935 and add in 1934 amount of 1934 appropriation available in 1935.....	-95,585	+95,585	-----
Total.....	-----	971,550	-----
Received by transfer from Federal Emergency Administration of Public Works.....	-----	-971,550	-----
Total estimate or appropriation.....	-----	-----	-----

Statement of proposed expenditures for the purchase, maintenance, repair, and operation of motor-propelled and horse-drawn passenger-carrying vehicles in the conduct of the field work of the Department of Agriculture outside of the District of Columbia, for the fiscal year ending June 30, 1935, as required by section 5 of the act of July 16, 1914 (U.S.C., p. 33, sec. 78)

BUREAU OF BIOLOGICAL SURVEY

Appropriation	For purchase							Old vehicles still to be used	Total maintenance, repair, and operation, all cars	Public purpose and users
	New vehicles (motors, unless otherwise indicated)			Old vehicles to be exchanged			Net cost of new cars			
	Number	Description	Gross cost	Number	Description	Allowance (estimated)				
Control of predatory animals and injurious rodents.	4	Sedans.....	\$2,800	4	Sedans.....	\$600	\$2,200	15	\$7,000	Regional supervisors and leaders in predatory animal and rodent control for essential field work. United States game protectors for patrolling in enforcement of Migratory Bird Treaty Act. Superintendent and other employees on Upper Mississippi River Wild Life Refuge for patrolling refuge.
Protection of migratory birds.....	6	Coaches.....	3,600	6	Coaches.....	600	3,000	14	10,000	
Upper Mississippi River Wild Life Refuge (administration).								2	900	
Total	10		6,400	10	Passenger vehicles.	1,200	5,200	31	17,900	

BUREAU OF PUBLIC ROADS

Cooperative Construction of Rural Post Roads—

For necessary expenses of the Bureau of Public Roads, including salaries and the employment of labor in the city of Washington and elsewhere, supplies, office and laboratory fixtures and apparatus, traveling and other necessary expenses; for conducting research and investigational studies, either independently or in cooperation with State highway departments, or other agencies including studies of highway administration, legislation, finance, economics, transport, construction, operation, maintenance, utilization, and safety, and of street and highway traffic control; investigations and experiments in the best methods of road making, especially by the use of local materials; studies of types of mechanical plants and appliances used for road building and maintenance and of methods of road repair and maintenance suited to the needs of different localities; and maintenance and repairs of experimental highways, including the purchase of materials and equipment; for furnishing expert advice on these subjects; for collating, reporting, and illustrating the results of same; and for preparing, publishing, and distributing bulletins and reports; to be paid from any moneys available from the administrative funds provided under the Act of July 11, 1916 [(U.S.C., title 23, sec. 21)], (39 Stat., pp. 355-359), as amended, or as otherwise provided (U.S.C., title 5, secs. 511, 512; title 23, sec. 21; U.S.C., Supp. VI, title 23, sec. 54; act Mar. 3, 1933, 47 Stat., pp. 1455-1456).

Federal-aid highway system: For carrying out the provisions of the Act entitled "An Act to provide that the United States shall aid the States in the construction of rural post roads, and for other purposes," approved July 11, 1916 (39 Stat., pp. 355-359), and all Acts amendatory thereof and supplementary thereto, to be expended in accordance with the provisions of said Act, as amended,

including not to exceed \$672,009 \$176,400 for departmental personal services in the District of Columbia, \$35,000,000, \$11,000,000, to be immediately available and to remain available until expended, which sum is a part of the sum of \$125,000,000 authorized to be appropriated for the fiscal year ending June 30, 1933 by section 1 of the Act approved April 4, 1930 (46 Stat., p. 141) [after deducting \$15,840,743.86 in making the apportionment of said authorization to the States, in accordance with the Act of December 20, 1930 (46 Stat., p. 1031)]: *Provided*, That none of the money herein appropriated shall be paid to any State on account of any project on which convict labor shall be employed, except this provision shall not apply to convict labor performed by convicts on parole or probation: *Provided further*, That not to exceed \$45,000 of the funds provided for carrying out the provisions of the Federal Highway Act of November 9, 1921 (U.S.C., title 23, secs. 21 and 23), shall be available for the purchase of motor-propelled passenger-carrying vehicles necessary for carrying out the provisions of said Act, including the replacement of not to exceed one such vehicle for use in the administrative work of the Bureau of Public Roads in the District of Columbia: *Provided further*, That whenever performing authorized engineering or other services in connection with the survey, construction and maintenance, or improvement of roads for other Government agencies the charge for such services may include depreciation on engineering and road building equipment used, and the amounts received on account of such charges shall be credited to the appropriation concerned: *Provided*, That hereafter in the administration of the Federal Highway Act and Acts amendatory thereof or supplementary thereto, the first paragraph of section 9 of the Act of November 9, 1921, shall not apply to publicly owned toll bridges or approaches thereto, constructed and operated by the highway department of any State, subject, however, to the condition that all tolls received from the

operation of any such bridge, less the actual cost of operation and maintenance, shall be applied to the repayment of the cost of its construction, and when the cost of its construction shall have been repaid in full, such bridge thereafter shall be maintained and operated as a free bridge.] (U.S.C., title 23, secs. 1-52; acts July 11, 1916, 39 Stat., pp. 355-359; Mar. 3, 1933, 47 Stat., pp. 1456-1457).

Estimate 1935, \$11,000,000

Appropriated 1934, \$35,000,000

By objects	Obligations			
	Estimate, 1935	Estimate, 1934	Actual, 1933	
	Posi- tions	Av. salary	Posi- tions	Av. salary
PERSONAL SERVICES, DEPARTMENTAL				
Professional service:				
Grade 8. Chief of Bureau	0.3	\$8,500	0.5	\$8,500
Grade 6. Principal highway engineer	1.8	6,171	3.5	6,171
Principal structural engineer	1	6,000	1	6,000
Principal highway bridge engineer	0.2	5,600	0.5	5,600
Grade 5. Senior highway bridge engineer	0.5	4,900	1	4,900
Senior engineer of tests	3	4,867	3	4,867
Senior highway economist	2	4,800	2	4,800
Senior structural engineer	1	4,800	1	4,800
Senior statistical analyst	0.2	4,800	0.5	4,800
Senior highway engineer	2.5	4,760	5	4,760
Senior transportation economist	1	4,600	1	4,600
Grade 4. Highway bridge engineer	0.2	4,200	0.5	4,200
Highway engineer	1	4,150	2	4,150
Highway economist	0.2	3,800	0.5	3,800
Grade 3. Associate economic geologist	1	3,700	1	3,700
Associate statistical engineer	1	3,500	1	3,500
Associate highway engineer	1.7	3,417	3.5	3,417
Associate highway economist	1	3,400	1	3,400
Head scientific illustrator	0.2	3,300	0.5	3,300
Associate highway bridge engineer	1.2	3,220	2.5	3,220
Associate cartographer	1	3,220	1	3,200
Associate librarian	0.2	3,200	0.5	3,200
Associate materials engineer	1	3,200	1	3,200
Grade 2. Assistant highway engineer	0.5	2,800	1	2,800
Assistant highway transportation engineer	1	2,700	1	2,700
Assistant automotive engineer	1	2,600	1	2,600
Assistant highway economist	3	2,600	3	2,600
Assistant materials engineer	1	2,600	1	2,600
Grade 1. Junior highway engineer	1	2,225	2	2,225
Junior civil engineer	0.2	2,000	0.5	2,000
Junior librarian	0.2	2,000	0.5	2,000
Subprofessional service:				
Grade 8. Chief draftsman	0.2	3,000	0.5	3,000
Grade 7. Principal laboratory mechanic	0.2	2,600	0.5	2,600
Principal highway draftsman	0.2	2,600	0.5	2,600
Grade 6. Senior engineering draftsman	2	2,163	4	2,163
Senior highway draftsman	1	2,200	1	2,200
Senior engineering aid	0.2	2,000	0.5	2,000
Grade 4. Assistant scientific aid	2	1,770	2	1,700
Assistant topographical draftsman	2	1,740	2	1,740
Junior library assistant	0.5	1,650	1	1,650
Assistant engineering draftsman	0.2	1,620	0.5	1,620
Grade 3. Junior topographical draftsman	4	1,440	4	1,440
Grade 2. Under scientific helper	0.2	1,560	0.5	1,560
Apprentice engineering draftsman	0.2	1,260	0.5	1,260
Clerical, administrative, and fiscal service:				
Grade 13. Principal administrative officer	0.2	6,400	0.5	6,400
Grade 12. Senior administrative officer	1.2	4,760	2.5	4,760
Grade 9. Senior administrative assistant	0.5	3,400	1	3,400
Grade 7. Junior administrative assistant	0.6	2,900	2.5	2,900
Grade 6. Principal photographer	0.1	2,900	0.5	2,900
Principal clerk	0.8	2,533	3	2,533
Principal translator	0.1	2,300	0.5	2,300
Grade 5. Senior clerk	2.7	2,264	11.5	2,264
Senior photographer	0.1	2,100	0.5	2,100
Grade 4. Clerk	3.5	1,880	14	1,880
Clerk-stenographer	0.5	1,860	2	1,860
Grade 3. Senior operative	0.2	1,980	0.5	1,980
Assistant clerk	2.6	1,740	10.5	1,740
Assistant clerk-stenographer	1.7	1,728	7	1,728
Assistant clerk-typist	0.1	1,740	0.5	1,740
Senior stenographer	0.4	1,640	1.5	1,640
Grade 2. Junior clerk	3.3	1,516	13	1,516
Junior clerk-typist	0.2	1,500	1	1,500
Junior stenographer	0.3	1,440	1	1,440
Junior clerk-stenographer	0.2	1,470	1	1,470
Senior typist	0.5	1,470	2	1,470
Junior photographer	0.1	1,800	0.5	1,800
Junior operative	0.9	1,536	3.5	1,536
Grade 1. Telephone operator	0.2	1,530	1	1,530
Underoperative	0.8	1,320	3	1,320
Underclerk	1.1	1,327	4.5	1,327
Custodial service:				
Grade 8. Senior custodian-mechanic			0.1	2,600
Grade 6. Assistant mechanic			0.1	1,800
Grade 5. Junior mechanic			0.5	1,560
Property room assistant	0.1	1,800	0.5	1,800
Grade 3. Senior laborer	0.5	1,380	0.8	1,350
Minor custodian-laborer	0.1	1,500	0.5	1,500
Minor mechanic-fireman			0.2	1,260
Messenger	0.2	1,350	1	1,350

Cooperative Construction of Rural Post Roads—Continued.

By objects	Obligations			
	Estimate, 1935	Estimate, 1934	Actual, 1933	
	Posi- tions	Av. salary	Posi- tions	Av. salary
PERSONAL SERVICES, DEPARTMENTAL—CON.				
Custodial service—Continued.				
Grade 2. Assistant messenger	0.5	\$1,125	2	\$1,125
Junior laborer-charwoman			0.1	1,260
Junior laborer			0.4	1,290
Office laborer (charwoman, part time, 50 cents per hour)			1.2	458
Grade 1. Junior messenger	0.6	600	2.5	600
Total permanent, departmental	68.9	196,000	160.4	388,000
Deduct lapses and administrative furloughs			311.6	714,107
Net permanent, departmental		196,000		388,000
Temporary employees, departmental				702,866
All personal services, departmental		196,000		388,000
				706,004
PERSONAL SERVICES, FIELD				
Professional service:				
Grade 6. Principal highway engineer	2.8	5,910	4.1	5,910
Principal highway bridge engineer	0.1	5,600	0.3	5,600
Grade 5. Senior highway bridge engineer	2.1	4,682	4.2	4,682
Senior highway engineer	10.7	4,697	19.4	4,697
Senior agricultural transportation economist	0.1	5,800	0.1	5,800
Highway research specialist	0.3	4,600	0.3	4,600
Senior landscape architect	0.3	5,200	0.3	5,200
Grade 4. Highway engineer	4.7	3,936	11.5	3,936
Highway research engineer	1	4,000	0.9	4,000
Highway bridge engineer	0.7	3,976	2.4	3,976
Engineer of tests	1	4,000	1	4,000
Grade 3. Associate highway engineer	11.7	3,404	35	3,404
Associate structural engineer	0.1	3,200	0.3	3,200
Associate highway bridge engineer	1.4	3,349	3.6	3,349
Associate engineer of tests	2	3,400	2	3,400
Associate construction engineer	0.1	3,200	0.2	3,200
Associate chemist	2	3,450	2	3,450
Associate materials engineer	2	3,200	2	3,200
Associate petrographer	1	3,500	1	3,500
Grade 2. Assistant highway engineer	10.6	2,782	21.1	2,782
Assistant highway bridge engineer	0.6	2,643	1	2,643
Assistant materials engineer	1	2,700	1	2,700
Assistant civil engineer	1	2,600	1	2,600
Assistant mechanical engineer	1	2,900	1	2,900
Grade 1. Junior highway engineer	22	2,068	47.6	2,068
Junior structural engineer	0.4	2,100	0.6	2,100
Junior civil engineer	2.9	2,067	3	2,067
Junior highway bridge engineer	0.1	2,000	0.3	2,000
Subprofessional service:				
Grade 8. Chief engineering inspector superintendent	1	2,683	2	2,683
Chief road survey party	0.2	2,813	0.5	2,813
Grade 7. Principal engineering inspector superintendent	0.7	2,366	2.3	2,366
Principal engineering draftsman	0.2	2,537	0.4	2,537
Principal highway draftsman	0.1	2,700	0.2	2,700
Principal laboratory mechanic	2	2,700	2	2,700
Principal mechanical draftsman	1	2,300	1	2,300
Principal instrument maker	1	2,800	1	2,800
Grade 6. Senior highway draftsman			0.1	2,000
Senior engineering draftsman	0.2	2,058	0.4	2,058
Senior engineering inspector foreman	2.6	2,105	8	2,105
Senior engineering aid	0.8	2,154	1.3	2,154
Senior mechanical draftsman	1	2,200	1	2,200
Senior scientific aid	1	2,300	1	2,300
Inspector	0.1	2,200	0.2	2,200
Grade 5. Senior topographical draftsman	0.1	2,100	0.3	2,100
Engineering draftsman	0.2	1,806	0.6	1,806
Mechanic	0.4	1,980	1	1,980
Engineering aid	1	1,920	1.3	1,920
Scientific aid	1	1,860	1	1,860
Topographical draftsman	0.2	1,820	0.5	1,820
Grade 4. Senior levelman	1	1,666	5	1,666
Assistant topographical draftsman	0.1	1,620	0.3	1,620
Grade 3. Junior highway draftsman			0.1	1,680
Junior topographical draftsman			0.1	1,500
Junior laboratory mechanic	1	1,590	2	1,590
Junior scientific aid	0.4	1,680	1	1,680
Junior engineering draftsman			0.1	1,500
Grade 2. Senior rodman	0.5	1,260	1.5	1,260
Levelman	0.2	1,386	0.6	1,386
Head chainman	1	1,048	2.8	1,048
Senior rodman	0.4	1,100	1.1	1,100
Minor scientific helper	0.6	1,320	1.3	1,320
Chainman	0.1	1,200	0.3	1,200
Rodman	0.3	1,140	1	1,140
Clerical, administrative, and fiscal service:				
Grade 10. Senior investigator	0.1	3,500	0.2	3,500
Grade 7. Junior administrative assistant	0.2	2,667	0.6	2,667
Assistant business specialist	0.2	3,000	0.3	3,000
Grade 6. Principal clerk	0.5	2,528	1.5	2,528

Cooperative Construction of Rural Post Roads—Continued.

By objects	Obligations					
	Estimate, 1935		Estimate, 1934		Actual, 1933	
	Posi- tions	Av. salary	Posi- tions	Av. salary	Posi- tions	Av. salary
PERSONAL SERVICES, FIELD—continued						
Clerical, administrative, and fiscal service—Continued.						
Grade 5. Senior clerk	1.2	\$2,327	6.4	\$2,327	12.7	\$2,327
Senior clerk-stenographer	0.1	2,100	0.3	2,100	0.9	2,100
Grade 4. Clerk	1.5	1,915	3.9	1,915	11.2	1,915
Clerk-stenographer	0.3	1,800	0.6	1,800	2	1,800
Grade 3. Assistant clerk	2	1,780	11	1,780	22.8	1,780
Assistant clerk-stenographer	0.4	1,624	1.3	1,624	3.7	1,624
Assistant clerk-typist	0.1	1,680	0.2	1,680	0.7	1,680
Senior stenographer	0.1	1,740	0.2	1,740	0.5	1,740
Grade 2. Junior clerk	1.4	1,542	6.8	1,542	13.8	1,542
Junior clerk-typist	0.3	1,518	0.7	1,518	2.3	1,518
Junior stenographer	2.7	1,486	10.4	1,486	21.1	1,486
Junior clerk-stenographer	2.6	1,496	4.4	1,496	9.7	1,496
Grade 1. Junior typist			0.1	1,320	0.5	1,320
Underoperative	0.2	1,260	0.2	1,260	0.5	1,260
Underclerk	0.2	1,260	0.2	1,260	0.7	1,260
Underclerk-typist	0.3	1,260	0.3	1,260	1	1,260
Custodial service:						
Grade 9. Assistant repairman foreman			0.1	2,400	0.2	2,400
Grade 8. Principal mechanic	0.3	2,400	0.3	2,400	1	2,400
Grade 7. Senior mechanic	0.6	2,070	0.6	2,070	2	2,070
Grade 6. Mechanic	0.3	1,680	0.3	1,680	1	1,680
Grade 5. Junior mechanic	0.3	1,800	0.3	1,800	1	1,800
Grade 4. Assistant foreman of laborers	0.3	1,500	0.3	1,500	1	1,500
Grade 2. Assistant messenger	0.2	1,080	0.2	1,080	0.6	1,080
Grade 1. Junior messenger	0.6	778	0.6	778	1.9	778
Total permanent, field	121.1	341,500	262.7	709,000	532.6	1,482,128
Deduct lapses and administrative furloughs						8,478
Net permanent, field		341,500		709,000		1,473,650
Temporary employees, field		51,700		150,000		155,290
All personal services, field		393,200		859,000		1,628,940
Total, departmental and field		589,200		1,247,000		2,334,944
Deduct legislative reductions		57,625		187,050		227,231
01 Personal services (net)		531,575		1,059,950		2,107,713
OTHER OBLIGATIONS						
02 Supplies and materials		37,450		45,500		55,980
04 Storage and care of vehicles		40,000		50,675		59,457
05 Communication service		10,000		11,600		19,317
06 Travel expenses		105,400		144,174		217,922
07 Transportation of things		5,000		6,120		10,371
08 Printing, binding, etc		7,000		7,900		13,151
09 Advertising and publication of notices		556		975		1,575
10 Furnishing of heat, light, power, water, and electricity		3,000		3,350		5,582
11 Rents		28,000		35,092		53,487
13 Special and miscellaneous current expenses		40,000		50,000		44,857
30 Equipment		80,000		80,726		47,347
31 Land and interest in land (laboratory site)						142,067
3211 Laboratory building		127,919				
3212 Excavations and surfacing (Wind River)						94,676
Total other obligations		484,325		436,112		765,789
Grand total obligations		1,015,900		1,496,062		2,873,502
Deduct amount received from shipment of surplus war materials						-500
Deduct amounts received by transfer from—						
Department of the Interior:						
Roads and trails, national parks (Interior transfer to Agriculture, act May 21, 1920)						-138,182
Working fund, Department of Agriculture, roads and trails, national parks	-14,000		-210,898		-225,102	
Roads and trails, national parks, 1931, emergency construction (Interior transfer to Agriculture, act May 21, 1920)					-41,469	
Working fund, Department of Agriculture, roads and trails, national parks, emergency construction	-23,000		-113,578		-45,922	
Donations, special fund (Interior transfer to Agriculture, act May 21, 1920)			-596			
Working fund, Department of Agriculture, roads and trails, national parks donations	-3,000		-17,408		-92	
Working fund, Department of Agriculture, emergency reconstruction and fighting forest fires in national parks			-1,969		-31	
Road, Wind River Reservation, Wyo., emergency construction (Interior, Indians, transfer to Agriculture, act May 21, 1920)					-108,397	
Department of State:						
Inter-American Highway (Department of State transfer to Agriculture, act Jan. 18, 1927)			-2,658		-5,574	
Working fund, Department of Agriculture, Inter-American Highway			-315		-3,685	

Cooperative Construction of Rural Post Roads—Continued.

By objects	Obligations					
	Estimate, 1935		Estimate, 1934		Actual, 1933	
OTHER OBLIGATIONS—continued						
Add amounts transferred to—						
Department of Commerce:						
Bureau of Standards						+750
Foreign and Domestic Commerce						+2,500
Department of the Interior:						
Office of National Parks, Buildings and Reservations	+24,100		+20,059			
Add savings on account of legislative reductions from funds transferred from:						
Department of the Interior:						
Roads and trails, national parks (Interior transfer to Agriculture, act May 21, 1920)						+7,218
Working fund, Department of Agriculture, roads and trails, national parks			+12,534		+21,017	
Roads and trails, national parks, 1931, emergency construction (Interior transfer to Agriculture, act May 21, 1920)						+2,796
Road, Wind River Reservation, Wyo. (Interior transfer to Agriculture, act May 21, 1920)						+867
Working fund, Department of Agriculture, roads and trails, national parks, emergency construction			+6,267		+3,758	
Department of State:						
Inter-American Highway (State transfer to Agriculture, act Jan. 18, 1927)						+347
Working fund, Department of Agriculture, Inter-American Highway						+235
Net total obligations	1,000,000		1,190,000		2,341,536	
Estimated savings			60,000		202,444	
1933 appropriation obligated in 1931					35,171,764	
1933 appropriation obligated in 1932					62,284,256	
1934 appropriation obligated in 1932			33,750,000			
1935 estimate of appropriation obligated in 1932	10,000,000					
Total estimate or appropriation	11,000,000		35,000,000		100,000,000	

National Industrial Recovery, Agriculture, Highway Funds—

By objects	Obligations					
	Estimate, 1935		Estimate, 1934		Actual, 1933	
PERSONAL SERVICES, DEPARTMENTAL						
Professional service:						
Grade 8. Chief of Bureau	0.7	\$8,500	0.5	\$8,500		
Grade 6. Principal highway engineer	5.2	6,171	3.5	6,171		
Principal highway bridge engineer	0.8	5,600	0.5	5,600		
Grade 5. Senior highway bridge engineer	1.5	4,900	1	4,900		
Senior statistical analyst	0.8	4,800	0.5	4,800		
Senior highway engineer	7.6	4,760	5	4,760		
Senior highway design engineer	4	4,600	1.8	4,600		
Grade 4. Highway bridge engineer	0.8	4,200	0.5	4,200		
Highway engineer	4	4,150	2.9	4,150		
Highway economist	0.8	3,800	0.5	3,800		
Grade 3. Associate highway engineer	11.3	3,300	7.5	3,300		
Head scientific illustrator	0.8	3,300	0.5	3,300		
Associate highway bridge engineer	8.8	3,209	6.5	3,209		
Associate librarian	0.8	3,200	0.5	3,200		
Grade 2. Assistant highway engineer	5.5	2,655	4	2,655		
Assistant highway economist	2	2,600	2	2,600		
Grade 1. Junior highway engineer	12	2,052	9	2,045		
Junior civil engineer	1.8	2,000	0.5	2,000		
Junior librarian	0.8	2,000	0.5	2,000		
Subprofessional service:						
Grade 8. Chief draftsman	0.8	3,000	0.5	3,000		
Grade 7. Principal laboratory mechanic	0.8	2,600	0.5	2,600		
Principal highway draftsman	0.8	2,600	0.5	2,600		
Grade 6. Senior engineering draftsman	10	2,098	8	2,081		
Senior highway draftsman	1	2,000	1	2,000		
Senior engineering aid	6.8	2,000	4.5	2,000		
Grade 4. Assistant topographical draftsman	4	1,620	3	1,620		
Junior library assistant	1.5	1,650	1	1,650		
Assistant engineering draftsman	3.8	1,620	3.5	1,620		
Grade 3. Junior topographical draftsman	4	1,440	3	1,440		
Grade 2. Under scientific helper	0.8	1,560	0.5	1,560		
Apprentice engineering draftsman	2.8	1,260	2.5	1,260		
Clerical, administrative, and fiscal service:						
Grade 13. Principal administrative officer	0.8	6,400	0.5	6,400		
Grade 12. Senior administrative officer	3.8	4,760	2.5	4,760		
Grade 9. Senior administrative assistant	1.5	3,400	1	3,400		
Grade 7. Junior administrative assistant	4.4	2,900	2.5	2,900		
Grade 6. Principal photographer	0.9	2,900	0.5	2,900		
Principal clerk	5.2	2,500	3	2,475		
Principal translator	0.9	2,300	0.5	2,300		
Grade 5. Senior clerk	26.3	2,200	15.5	2,186		
Senior photographer	0.9	2,100	0.5	2,100		

National Industrial Recovery, Agriculture, Highway Funds—Contd.

By objects	Obligations					
	Estimate, 1935		Estimate, 1934		Actual, 1933	
	Posi- tions	Av. salary	Posi- tions	Av. salary	Posi- tions	Av. salary
PERSONAL SERVICES, DEPARTMENTAL—CON.						
Clerical, administrative, and fiscal service—Continued.						
Grade 4. Clerk.....	38.5	\$1,847	24	\$1,842		
Clerk-stenographer.....	7.5	1,828	5	1,822		
Grade 3. Senior operative.....	0.8	1,980	0.5	1,980		
Assistant clerk.....	33.4	1,686	21.5	1,678		
Assistant clerk-stenographer.....	24.3	1,674	15	1,670		
Assistant clerk-typist.....	3.9	1,648	2.5	1,644		
Senior stenographer.....	5.6	1,630	3.5	1,629		
Grade 2. Junior clerk.....	37.7	1,484	25	1,480		
Junior clerk-typist.....	5.8	1,460	4	1,455		
Junior stenographer.....	4.7	1,440	3	1,440		
Junior clerk-stenographer.....	4.8	1,451	3	1,450		
Senior typist.....	6.5	1,456	3	1,445		
Junior photographer.....	0.9	1,800	0.5	1,800		
Junior operative.....	15.1	1,476	10.5	1,470		
Grade 1. Telephone operator.....	1.8	1,530	1	1,530		
Underoperative.....	8.2	1,298	6	1,290		
Underclerk.....	10.9	1,308	7.5	1,300		
Custodial service:						
Grade 5. Junior mechanic.....			0.5	1,560		
Property room assistant.....	0.9	1,800	0.5	1,800		
Grade 3. Senior laborer.....	0.5	1,380	0.5	1,380		
Minor custodian-laborer.....	0.9	1,500	0.5	1,500		
Messenger.....	2.8	1,300	2	1,275		
Grade 2. Assistant messenger.....	4.5	1,115	3	1,110		
Grade 1. Junior messenger.....	7.4	600	5.5	600		
Total permanent, departmental.....	377.1	787,000	250.7	521,000		
Temporary employees, departmental.....		6,000		5,000		
All personal services, departmental.....		793,000		526,000		
PERSONAL SERVICES, FIELD						
Professional service:						
Grade 6. Principal highway engineer.....	8.7	5,910	7.4	5,910		
Principal highway bridge engineer.....	0.9	5,600	0.7	5,600		
Grade 5. Senior highway bridge engineer.....	8.1	4,682	6	4,682		
Senior highway engineer.....	40.6	4,697	30.9	4,697		
Senior highway construction supervisor.....	1	4,600	1	4,600		
Senior highway design engineer.....	2	4,600	1.8	4,600		
Senior landscape architect.....	0.7	5,200	0.7	5,200		
Grade 4. Highway engineer.....	29.1	3,936	22.1	3,936		
Civil engineer.....	1	3,800	0.9	3,800		
Highway bridge engineer.....	3.3	3,976	1.6	3,976		
Mechanical engineer.....	0.6	4,000	0.6	4,000		
Grade 3. Associate highway engineer.....	73.3	3,176	43.8	3,091		
Associate structural engineer.....	1.9	3,200	0.7	3,200		
Associate highway bridge engineer.....	13	3,287	7.8	3,269		
Associate construction engineer.....	1.4	3,200	0.3	3,200		
Grade 2. Assistant highway engineer.....	43.2	2,740	28.6	2,717		
Assistant highway bridge engineer.....	7.9	2,615	6.5	2,612		
Grade 1. Junior highway engineer.....	88.1	2,038	51.6	2,017		
Junior structural engineer.....	3	2,100	0.8	2,100		
Junior civil engineer.....	1.1	2,067				
Junior highway bridge engineer.....	10.9	2,000	7.7	2,000		
Subprofessional service:						
Grade 8. Chief engineering inspector superintendent.....	12.7	2,636	9.6	2,630		
Chief road survey party.....	9.2	2,636	6.9	2,628		
Grade 7. Principal engineering inspector superintendent.....	12.2	2,324	7.6	2,320		
Principal engineering draftsman.....	2.1	2,537	0.8	2,537		
Principal highway draftsman.....	1.5	2,700	0.4	2,700		
Grade 6. Senior highway draftsman.....	9.4	2,000	6.7	2,000		
Senior engineering draftsman.....	8.5	2,010	6.8	2,008		
Senior engineering inspector foreman.....	30.5	2,062	21.6	2,054		
Senior engineering aid.....	8	2,094	5.4	2,084		
Inspector.....	7.9	2,024	5.8	2,021		
Senior topographical draftsman.....	3.9	2,031	2.7	2,026		
Grade 5. Engineering draftsman.....	3.1	1,803	1.7	1,803		
Mechanic.....	1.6	1,980				
Engineering aid.....	2	1,920	0.7	1,920		
Topographical draftsman.....	5.3	1,808	3	1,807		
Grade 4. Senior levelman.....	24.2	1,643	16.6	1,639		
Assistant topographical draftsman.....	4.9	1,620	2.7	1,620		
Grade 3. Junior highway draftsman.....	1.3	1,680	0.3	1,680		
Junior topographical draftsman.....	6.3	1,500	5.1	1,500		
Junior laboratory mechanic.....	2	1,590				
Junior scientific aid.....	1.6	1,680				
Junior engineering draftsman.....	1.1	1,500	0.1	1,500		
Grade 2. Senior rodman.....	17.7	1,519	15.1	1,539		
Levelman.....	3	1,386	2.4	1,386		
Grade 1. Head chainman.....	8.8	1,048	6	1,048		
Senior rodman.....	3.1	1,100	2.3	1,100		
Minor scientific helper.....	2.4	1,320	0.7	1,320		
Chainman.....	1.9	1,200	0.7	1,200		
Rodman.....	3.7	1,140	2	1,140		

National Industrial Recovery, Agriculture, Highway Funds—Contd.

By objects	Obligations					
	Estimate, 1935		Estimate, 1934		Actual, 1933	
	Posi- tions	Av. salary	Posi- tions	Av. salary	Posi- tions	Av. salary
PERSONAL SERVICES, FIELD—continued						
Clerical, administrative, and fiscal service:						
Grade 10. Senior investigator.....	0.6	\$3,500	0.4	\$3,500		
Grade 9. Accountant.....	12	3,200	6	3,200		
Grade 7. Junior administrative assistant.....	1.7	2,667	1.3	2,667		
Assistant business specialist.....	0.8	3,000	0.7	3,000		
Grade 6. Principal clerk.....	3.9	2,528	2.9	2,528		
Grade 5. Senior clerk.....	11.7	2,327	7.3	2,327		
Senior clerk-stenographer.....	0.9	2,100	0.7	2,100		
Grade 4. Clerk.....	25.3	1,857	18.9	1,849		
Clerk-stenographer.....	5.7	1,800	3.4	1,800		
Grade 3. Assistant clerk.....	30.3	1,749	17.3	1,740		
Assistant clerk-stenographer.....	6.8	1,622	3.9	1,622		
Assistant clerk-typist.....	4.6	1,634	2.5	1,632		
Senior stenographer.....	1.4	1,740	0.3	1,740		
Grade 2. Junior clerk.....	20.1	1,513	12.7	1,506		
Junior clerk-typist.....	5	1,579	3.6	1,591		
Junior stenographer.....	25.9	1,476	16.2	1,474		
Junior clerk-stenographer.....	12.1	1,482	8.3	1,479		
Grade 1. Junior typist.....	2.5	1,320	0.4	1,320		
Underoperative.....	2.3	1,260	0.3	1,260		
Underclerk.....	4.1	1,260	3.1	1,260		
Underclerk-typist.....	1.7	1,260	0.7	1,260		
Custodial service:						
Grade 9. Assistant repairman foreman.....	0.2	2,400	0.1	2,400		
Grade 8. Principal mechanic.....	0.7	2,400	0.7	2,400		
Grade 7. Senior mechanic.....	2.4	2,070	1.4	2,070		
Grade 6. Mechanic.....	1.7	1,680	0.7	1,680		
Grade 5. Junior mechanic.....	1.7	1,800	0.7	1,800		
Grade 4. Assistant foreman of laborers.....	0.7	1,500	0.7	1,500		
Grade 2. Assistant messenger.....	1.8	1,080	0.8	1,080		
Grade 1. Junior messenger.....	2.3	778	1.3	778		
Total permanent, field.....	730.6	1,792,450	472.5	1,178,625		
Deduct lapses and administrative furloughs.....						
Net permanent, field.....		1,792,450		1,178,625		
Temporary employees, field.....		374,550		238,375		
All personal services, field.....		2,167,000		1,417,000		
01 Total, departmental and field.....		2,960,000		1,943,000		
Deduct legislative reductions.....		258,545		255,690		
01 Personal services (net).....		2,701,455		1,687,310		
OTHER OBLIGATIONS						
02 Supplies and materials.....		202,140		200,840		
04 Storage and care of vehicles.....		100,324		77,970		
05 Communication service.....		44,810		46,580		
06 Travel expenses.....		356,698		335,960		
07 Transportation of things.....		29,045		25,150		
08 Printing, binding, etc.....		29,350		28,930		
09 Advertising and publication of notices.....		4,445		3,790		
10 Furnishing of heat, light, power, water, and electricity.....		13,330		12,450		
11 Rents.....		70,322		60,990		
13 Special and miscellaneous current expenses.....		90,450		78,160		
30 Equipment.....		112,631		89,270		
2200 Grants to States.....						\$394,000,000
Total other obligations.....		1,053,545		960,090		394,000,000
Grand total obligations.....		3,755,000		2,647,400		394,000,000
Deduct amounts received by transfer from Department of the Interior:						
Working fund, Department of Agriculture, National Industrial Recovery, national parks, roads, and trails.....		—755,000		—377,400		
Working fund, Department of Agriculture, National Industrial Recovery, Interior, National Parks, Buildings, and Reservations.....				—18,000		
Department of Justice:						
Working fund, Department of Agriculture, National Industrial Recovery, Justice, Prisons.....				—2,000		
Net total obligations.....		3,000,000		2,250,000		394,000,000
Deduct in 1935 and 1933 and add in 1934 amount of 1934 appropriation obligated in 1935 and 1933.....		—3,000,000		+397,000,000		—394,000,000
Unobligated balance.....				750,000		
Total.....				400,000,000		
Received by transfer from Federal Emergency Administration of Public Works.....				—400,000,000		
Total estimate or appropriation.....						

Statement of proposed expenditures for the purchase, maintenance, repair, and operation of motor-propelled and horse-drawn passenger-carrying vehicles in the conduct of the field work of the Department of Agriculture outside of the District of Columbia, for the fiscal year ending June 30, 1935, as required by section 5 of the act of July 16, 1914 (U.S.C., p. 33, sec. 78)

BUREAU OF PUBLIC ROADS

Appropriation	For purchase							Old vehicles still to be used	Total maintenance, repair, and operation, all cars	Public purpose and users
	New vehicles (motors, unless otherwise indicated)			Old vehicles to be exchanged			Net cost of new cars			
	Number	Description	Gross cost	Number	Description	Allowance (estimated)				
Federal-aid highways.	70	Sedans.....	\$50,750	70	Sedans.....	\$5,750	\$45,000	153	\$111,780	Inspection of Federal-aid highway work throughout the entire United States by district and highway engineers.

[Public Lands Highways, Emergency Construction]—

The appropriation of \$3,000,000 for roads on unappropriated or unreserved public lands, nontaxable Indian lands, and so forth, contained in the Act entitled "An Act making supplemental appropriations to provide for emergency construction on certain public works during the remainder of the fiscal year ending June 30, 1931, with a view to increasing employment," approved December 20, 1930, is hereby continued available during the fiscal year 1934] (acts Dec. 20, 1930, 46 Stat., p. 1031; Mar. 3, 1933, 47 Stat., p. 1457).

By objects	Obligations					
	Estimate, 1935		Estimate, 1934		Actual, 1933	
PERSONAL SERVICES, DEPARTMENTAL	Posi- tions	Av. salary	Posi- tions	Av. salary	Posi- tions	Av. salary
Clerical, administrative, and fiscal service:						
Grade 5. Senior clerk.....	1	\$2,600	1	\$2,600	1	\$2,600
Grade 4. Clerk.....	1	2,160	1	2,160	1	2,160
01 Total permanent, departmental.....	2	4,760	2	4,760	2	4,760
PERSONAL SERVICES, FIELD						
Professional service:						
Grade 5. Senior highway engineer.....	0.8	4,795	0.9	4,795	0.9	4,795
Grade 4. Highway engineer.....	0.2	4,200	0.2	4,200	0.2	4,200
Grade 3. Associate highway engineer.....	0.5	3,333	0.6	3,333	0.6	3,333
Grade 2. Assistant highway engineer.....	0.1	2,660	0.1	2,660	0.1	2,660
Grade 1. Junior highway engineer.....	0.3	2,000	1.3	2,000	1.3	2,000
Subprofessional service:						
Grade 8. Chief engineering inspector superintendent.....	0.6	2,600	0.6	2,600	0.6	2,600
Grade 7. Principal engineering draftsman.....	0.1	2,600	0.1	2,600	0.1	2,600
Grade 6. Senior highway draftsman.....	0.1	2,000	0.1	2,000	0.1	2,000
Senior engineering inspector foreman.....	0.9	2,000	0.9	2,000	0.9	2,000
Senior engineering aid.....	0.1	2,100	0.1	2,100	0.1	2,100
Grade 4. Senior levelman.....	0.5	1,620	0.5	1,620	0.5	1,620
Grade 3. Junior topographic draftsman.....	0.1	1,440	0.1	1,440	0.1	1,440
Grade 1. Head chainman.....	0.4	1,020	1.1	1,020	1.1	1,020
Senior rodman.....	0.1	1,020	0.1	1,020	0.1	1,020
Clerical, administrative, and fiscal service:						
Grade 10. Senior investigator.....	0.1	3,500	0.1	3,500	0.1	3,500
Grade 5. Senior clerk.....	0.2	2,200	0.1	2,200	0.1	2,200
Grade 2. Junior clerk.....			0.1	1,620	0.1	1,620
Total permanent, field.....	5.1	13,372	7	16,837	7	16,837
Temporary employees, field.....		2,187		2,698		2,698
All personal services, field.....		15,559		19,535		19,535
Total, departmental and field.....		20,319		24,295		24,295
Deduct legislative deductions.....		3,048		2,428		2,428
Total cash paid salaries and wages.....		17,271		21,867		21,867
Deduct amount expended on account of previous year obligations.....				-9,318		-9,318
01 Personal services (net).....		17,271		12,549		12,549
OTHER OBLIGATIONS						
02 Supplies and materials.....		150		105		105
04 Storage and care of vehicles.....		100		93		93
05 Communication service.....		50		24		24
06 Travel expenses.....		1,200		918		918
08 Printing, binding, etc.....		25		9		9
30 Equipment.....				3		3
Total other obligations.....		1,525		1,152		1,152
Grand total obligations.....		18,796		13,701		13,701
Deduct in 1934 and 1933 amount of 1931-34 appropriation available in 1934 and 1933.....		-21,844		-16,129		-16,129
Estimated savings and unobligated balances.....		+3,048		+2,428		+2,428
Total estimate or appropriation.....						

Public Land Highways, Emergency Construction (Act July 21, 1932)—

The appropriation of \$2,000,000 for roads on unappropriated or unreserved public lands, nontaxable Indian lands, and so forth, contained in the Act entitled "An Act to relieve destitution, to broaden the lending powers of the Reconstruction Finance Corporation, and to create employment by providing for and expediting a public-works program," approved July 21, 1932, is hereby continued available during the fiscal year 1934] 1935, and not to exceed \$[4,373] \$4,290 may be used for personal services in the District of Columbia (acts July 21, 1932, 47 Stat., p. 717; Mar. 3, 1933, 47 Stat., p. 1457).

By objects	Obligations					
	Estimate, 1935		Estimate, 1934		Actual, 1933	
PERSONAL SERVICES, DEPARTMENTAL	Posi- tions	Av. salary	Posi- tions	Av. salary	Posi- tions	Av. salary
Clerical, administrative, and fiscal service:						
Grade 5. Senior clerk.....	1	\$2,600				
Grade 4. Clerk.....	1	2,160				
01 Total permanent, departmental.....	2	4,760				
PERSONAL SERVICES, FIELD						
Professional service:						
Grade 3. Associate highway engineer.....	2	3,800				
Grade 2. Assistant highway engineer.....	2	2,600				
Grade 1. Junior highway engineer.....	3	2,000	1	\$2,000	0.5	\$2,000
Subprofessional service:						
Grade 8. Chief engineering inspector superintendent.....	1.5	2,600	1	2,600	0.2	2,600
Grade 6. Senior engineering inspector foreman.....	1.5	2,000	0.5	2,000	0.2	2,000
Grade 4. Senior levelman.....	2	1,620	1	1,620	0.7	1,620
Grade 1. Head chainman.....	3	1,020	1.5	1,020	1.1	1,020
Total permanent, field.....	15	32,000	5	8,750	2.7	4,404
Temporary employees, field.....						1,092
All personal services, field.....		32,000		8,750		5,496
Total, departmental and field.....		36,760		8,750		5,496
Deduct legislative reductions.....		3,676		1,312		706
01 Personal services (net).....		33,084		7,438		4,790
OTHER OBLIGATIONS						
02 Supplies and materials.....		1,500		100		
04 Storage and care of vehicles.....		800		200		
05 Communication service.....		316		80		
06 Travel expenses.....		3,000		700		
13 Special and miscellaneous current expenses.....		300		70		
30 Equipment.....		1,000		100		
32 Structures and parts and nonstructural improvements to land.....						1,944,504
Total other obligations.....		6,916		1,250		1,944,504
Grand total obligations.....		40,000		8,688		1,949,294
Deduct in 1935 and 1934 and add in 1933 amount of 1933-35 appropriation available for 1935 and 1934.....		-40,000		-10,000		+50,000
Estimated savings.....				+1,312		+706
Total estimate and appropriation.....						2,000,000

Flood Relief, Georgia and South Carolina, for Restoration of Roads and Bridges—

【Road and bridge flood relief, Georgia and South Carolina: To enable the Secretary of Agriculture to carry into effect the provisions of the Act entitled "An Act for the relief of the State

of Georgia for damage to and destruction of roads and bridges by floods in 1929," approved May 27, 1930, and the Act entitled "An Act for the relief of the State of South Carolina for damage to and destruction of roads and bridges by floods in 1929," approved June 2, 1930, the unexpended balances of the appropriations for these purposes contained in the Second Deficiency Act, 1930, shall remain available until June 30, 1934" (act Mar. 3, 1933, 47 Stat., p. 1457).

By objects	Obligations			
	Estimate, 1935		Estimate, 1934	
	Posi- tions	Av. salary	Posi- tions	Av. salary
PERSONAL SERVICES, FIELD				
Professional service:				
Grade 3. Associate highway engineer	0.1	\$3,200	0.1	\$3,200
Total permanent, field	0.1	320	0.1	202
Deduct legislative reductions		48		17
01 Personal services (net)		272		185
OTHER OBLIGATIONS				
06 Travel expenses		89		44
22 Grants to States		9,152		32,543
Total other obligations		9,241		32,587
Grand total obligations		9,513		32,772
Deduct in 1934 and 1933 amount of 1931-34 appropriation available for 1934 and 1933		-19,561		-32,789
Estimated savings and unobligated balances		+10,048		+17
Total estimate or appropriation				

Flood Relief, Alabama, for Restoration of Roads and Bridges—

【Road and bridge flood relief, State of Alabama: The unexpended balance of the appropriation contained in the First Deficiency Act, fiscal year 1930, for carrying out the provisions of the Act entitled "An Act for the relief of the State of Alabama for damage to and destruction of roads and bridges by floods in 1929," approved March 12, 1930, shall remain available until June 30, 1934" (acts Feb. 23, 1931, 46 Stat., p. 1276; Mar. 3, 1933, 47 Stat., p. 1457).

By objects	Obligations			
	Estimate, 1935		Estimate, 1934	
	Posi- tions	Av. salary	Posi- tions	Av. salary
PERSONAL SERVICES, FIELD				
Temporary employees, field				\$11
Deduct legislative reductions				1
01 Personal services (net)				10
OTHER OBLIGATIONS				
06 Travel expenses				7
Total other obligations				7
Grand total obligations				17
Deduct in 1934 and 1933 amount of 1930-34 appropriation available for 1934 and 1933				-18
Estimated savings and unobligated balances				+1
Total estimate or appropriation				

Flood Relief, Florida, for Restoration of Roads and Bridges—

By objects	Obligations			
	Estimate, 1935		Estimate, 1934	
	Posi- tions	Av. salary	Posi- tions	Av. salary
22 Grants to States				\$1,381
Deduct in 1933 amount of no-year appropriation available for 1933				-1,381
Total estimate or appropriation				

Federal-Aid Highway System, Advances to States, Emergency Construction (Act July 21, 1932)—

【That paragraph (1) of subsection (a) of section 301 of title 3 of the Emergency Relief and Construction Act of 1932 is amended by striking out the date "July 1, 1933" where it appears in said

paragraph and inserting in lieu thereof the date "January 1, 1934"】 (act Mar. 3, 1933, 47 Stat., p. 1457).

2200 Grants to States: Obligations—1933, \$120,000,000.

Mount Vernon Memorial Highway—

By objects	Obligations					
	Estimate, 1935		Estimate, 1934		Actual, 1933	
	Posi- tions	Av. salary	Posi- tions	Av. salary	Posi- tions	Av. salary
PERSONAL SERVICES, DEPARTMENTAL						
Professional service:						
Grade 3. Associate highway engineer					0.1	\$3,200
Grade 2. Assistant highway engineer					0.1	3,000
Clerical, administrative, and fiscal service:						
Grade 5. Senior clerk					0.1	2,200
Grade 4. Clerk-stenographer					0.1	1,860
01 Total permanent, departmental					0.4	1,105
PERSONAL SERVICES, FIELD						
Professional service:						
Grade 3. Associate highway engineer					0.2	3,600
Grade 2. Assistant materials engineer					0.1	2,700
Subprofessional service:						
Grade 6. Inspector					0.2	2,200
Total permanent, field					0.5	1,476
Temporary employees, field			200			6,987
All personal services, field			200			8,463
Total, departmental and field			200			9,568
Deduct legislative reductions			35			432
01 Personal services (net)			165			9,136
OTHER OBLIGATIONS						
02 Supplies and materials						1,664
04 Storage and care of vehicles			100			261
05 Communication service						171
06 Travel expenses			200			893
07 Transportation of things						477
08 Stenographic and typewriting service						309
10 Furnishing of heat, light, power, water, and electricity						1,864
11 Rents						444
13 Special and miscellaneous current expenses						1,969
31 Lands and interest in lands			141,035			278,931
32 Structures and parts and nonstructural improvements to lands						7,092
Total other obligations			141,335			294,075
Deduct repayments						26,030
Net total other obligations			141,335			268,045
Grand total obligations			141,500			277,181
Deduct in 1934 and 1933 no-year appropriation available for 1934 and 1933			-141,535			-277,613
Estimated savings and unobligated balances			+35			+432
Total estimate or appropriation						

Total, Bureau of Public Roads, 【\$35,000,000】 \$11,000,000.

Annual appropriations, general fund:

Estimate 1935, \$11,000,000 Appropriated 1934, \$35,000,000

National Industrial Recovery, Agriculture, Public Roads—

By objects	Obligations			
	Estimate, 1935		Estimate, 1934	
	Posi- tions	Av. salary	Posi- tions	Av. salary
Public lands highways				
32 Structures and parts and nonstructural improvements to land			\$5,000,000	
Received by transfer from Federal Emergency Administration of Public Works			-5,000,000	
Total estimate or appropriation				
Work relief highways				
22 Grants to States			7,431,000	
Received by transfer from Federal Emergency Administration of Public Works			-7,431,000	
Total estimate or appropriation				

BUREAU OF AGRICULTURAL ENGINEERING

Salaries and Expenses, Bureau of Agricultural Engineering—

General administrative expenses: For necessary expenses for general administrative purposes, including the salary of chief of bureau and other personal services in the District of Columbia, **[\$36,810]** \$33,867 (U.S.C., title 5, secs. 511, 512; U.S.C., Supp. VI, title 7, secs. 424, 425; title 23, sec. 54; act Mar. 3, 1933, 47 Stat., p. 1457).

Est. 1935, \$33,867

App. 1934, \$36,810

By objects	Obligations					
	Estimate, 1935		Estimate, 1934		Actual, 1933	
	Posi- tions	Av. salary	Posi- tions	Av. salary	Posi- tions	Av. salary
PERSONAL SERVICES, DEPARTMENTAL						
Professional service:						
Grade 7. Chief of Bureau	1	\$6,500	1	\$6,500	1	\$6,500
Grade 5. Senior drainage engineer	1	4,800	1	4,800	1	4,800
Clerical, administrative, and fiscal service:						
Grade 11. Administrative officer	1	3,800	1	3,800	1	3,800
Grade 6. Principal clerk	1	2,300	1	2,300	1	2,300
Grade 5. Senior clerk	3	2,100	3	2,100	3	2,100
Grade 4. Clerk	2	1,800	2	1,800	2	1,800
Grade 3. Assistant clerk-stenographer	1	1,620	1	1,620	1	1,620
Grade 2. Junior clerk-stenographer	1	1,620	1	1,620	1	1,620
Junior clerk-typist	1	1,440	1	1,440	1	1,440
Grade 1. Under clerk	1	1,260	1	1,260	1	1,260
Under clerk-typist	1	1,260	1	1,260	1	1,260
Custodial service:						
Grade 3. Senior laborer	1	1,380	1	1,380	1	1,380
Grade 2. Junior messenger	2	600	2	600	2	600
Total permanent, departmental	17	37,080	17	37,080	17	37,080
Deduct lapses and administrative furloughs		100		100		15
Net permanent, departmental		36,980		36,980		37,065
Temporary employees, departmental		350		350		285
All personal services, departmental		37,330		37,330		37,350
Deduct legislative reductions		3,733		5,600		3,750
01 Personal services (net)		33,597		31,730		33,600
OTHER OBLIGATIONS						
05 Communication service		270		270		1,137
06 Travel expenses						1,303
Total other obligations		270		270		2,440
Grand total obligations		33,597		32,000		36,040
Estimated savings and unobligated balances				4,810		3,760
Total estimate or appropriation		33,597		36,810		39,800

Agricultural engineering: For investigations, experiments, and demonstrations involving the application of engineering principles to agriculture, independently or in cooperation with Federal, State, county, or other public agencies or with farm bureaus, organizations, or individuals; for investigating and reporting upon the utilization of water in farm irrigation and the best methods to apply in practice, the different kinds of power and appliances, the flow of water in ditches, pipes, and other conduits, the duty, apportionment, and measurement of irrigation water, the customs, regulations, and laws affecting irrigation, and the drainage of farms and of swamps and other wet lands which may be made available for agricultural purposes; for preparing plans for the removal of surplus water by drainage; for developing equipment for farm irrigation and drainage; for investigating and reporting upon farm domestic water supply and drainage disposal, upon the design and construction of farm buildings and their appurtenances and of buildings for processing and storing farm products, upon farm power and mechanical farm equipment, upon the engineering problems relating to the processing, transportation, and storage of perishable and other agricultural products, and upon the engineering problems involved in adapting physical characteristics of farm land to the use of modern farm machinery; for investigations of cotton ginning under the Act approved April 19, 1930 (U.S.C., Supp. [V,] VI, title 7, secs. 424, 425); for giving expert advice and assistance in agricultural engineering; for collating, reporting, and illustrating the results of investigations and preparing, publishing, and distributing bulletins, plans, and reports; and for other necessary expenses, including travel, rent, repairs, and not to exceed \$5,000 for construction of buildings, **[\$375,000]** \$228,518 (U.S.C., title 5, secs. 511, 512; U.S.C., Supp. VI, title 7, secs. 424, 425; title 23, sec. 54; act Mar. 3, 1933, 47 Stat., pp. 1457-1458).

Est. 1935, \$228,518

App. 1934, \$375,000

Salaries and Expenses, Bureau of Agricultural Engineering—Con.

By objects	Obligations					
	Estimate, 1935		Estimate, 1934		Actual, 1933	
	Posi- tions	Av. salary	Posi- tions	Av. salary	Posi- tions	Av. salary
PERSONAL SERVICES, DEPARTMENTAL						
Professional service:						
Grade 5. Senior agricultural engineer	2.5	\$4,760	2.5	\$4,760	2.5	\$4,760
Senior architect	1	4,800	1	4,800	1	4,800
Senior drainage engineer	1.5	4,733	1.5	4,733	1.8	4,778
Senior electrical engineer	1	4,600	1	4,600	1	4,600
Grade 4. Agricultural engineer	2	3,900	2	3,900	2	3,900
Grade 3. Associate agricultural engineer	1	3,200	1	3,200	1	3,200
Associate drainage engineer	1	3,500	1	3,500	1	3,500
Associate hydraulic engineer	1	3,300	1	3,300	1	3,300
Associate mechanical engineer	1	3,300	1	3,300	1	3,300
Associate refrigeration engineer	1	3,700	1	3,700	1	3,700
Grade 2. Assistant architectural engineer	1	2,700	1	2,700	1	2,700
Assistant drainage engineer	1	3,000	1	3,000	1	3,000
Assistant librarian	1	2,600	1	2,600	1	2,600
Assistant mechanical engineer	1	2,900	1	2,900	1	2,900
Grade 1. Junior agricultural engineer	1	2,000	1	2,000	1	2,000
Subprofessional service:						
Grade 8. Chief engineering aid	1	2,700	1	2,700	1	2,700
Grade 7. Principal draftsman	1	2,900	1	2,900	1	2,900
Grade 6. Senior architectural draftsman						2,000
Grade 5. Architectural draftsman	1	1,920	1	1,920	1	1,920
Topographic draftsman	1	1,800	1	1,800	1	1,800
Clerical, administrative, and fiscal service:						
Grade 7. Assistant editor	2	2,750	2	2,750	2	2,750
Grade 5. Senior clerk	1	2,300	1	2,300	1	2,300
Grade 4. Clerk-stenographer	0.5	1,980	0.5	1,980	0.8	1,980
Grade 3. Senior stenographer	4	1,680	4	1,680	4	1,680
Assistant clerk-typist	1	1,620	1	1,620	1	1,620
Grade 2. Junior stenographer	2	1,470	2	1,470	2	1,470
Total permanent, departmental	32.5	95,790	32.5	95,790	34.1	100,107
Deduct lapses and administrative furloughs		200		200		
Net permanent, departmental		95,590		95,590		100,107
Temporary employees, departmental		500		20,000		
All personal services, departmental		96,090		115,590		100,107
PERSONAL SERVICES, FIELD						
Professional service:						
Grade 6. Principal irrigation engineer			1	6,000	1	6,000
Grade 5. Senior drainage engineer	2	4,800	2	4,800	2.3	4,800
Senior irrigation engineer			4	4,650	4	4,650
Grade 4. Agricultural engineer	6	3,833	6.5	3,836	6.5	3,836
Irrigation economist			1	3,800	1	3,800
Irrigation engineer			2.5	3,960	2	3,950
Grade 3. Associate agricultural engineer	4	3,250	4	3,250	4	3,250
Associate drainage engineer	1	3,200	2	3,367	2	3,283
Associate irrigation engineer			4	3,425	3.5	3,429
Associate irrigation economist			1	3,600	1	3,600
Associate mechanical engineer	1	3,500	1	3,500	1	3,500
Associate land clearing specialist						
Agent	1	3,300	1	3,300	1	3,300
Agent (irrigation assistant)			0.5	3,200	1	3,200
Grade 2. Assistant agricultural engineer	5	2,780	5	2,780	5	2,780
Assistant agronomist					1	3,000
Assistant civil engineer			0.3	3,000	1	3,000
Assistant drainage engineer	1	2,700	1	2,700	1	2,700
Assistant irrigation engineer			4	2,800	3.5	2,800
Assistant mechanical engineer	1	3,000	1	3,000	1	3,000
Agent (irrigation assistant)			0.3	3,000	1.9	2,937
Grade 1. Junior agricultural engineer	6	2,083	6	2,083	7	2,086
Junior civil engineer	1	2,100	1.5	2,067	3	2,033
Junior hydraulic engineer			1	2,400	1	2,400
Junior mechanical engineer	1	2,000	1	2,000	1	2,000
Junior irrigation engineer			0.5	2,000	0.7	2,000
Subprofessional service:						
Grade 7. Principal engineering draftsman					1	2,400
Principal instrument maker					1	2,400
Principal mechanic	2	2,300	2	2,300	2	2,300
Grade 3. Agent (engineering assistant)					0.8	1,478
Field aid	0.5	1,440	0.5	1,440		
Clerical, administrative, and fiscal service:						
Grade 4. Clerk			2	1,860	2	1,860
Grade 3. Assistant clerk-stenographer					1	1,680
Grade 2. Junior clerk			0.5	1,560	1	1,560
Junior clerk-stenographer	1	1,440	1	1,440	1	1,440
Under clerk					0.3	1,260
Unclassified. Agent (office assistant)			0.5	1,200	0.5	1,200
Custodial service:						
Grade 7. Senior mechanic	1	1,860	1	1,860	1	1,860
Grade 6. Assistant farm mechanic	3	1,720	3	1,720	10	1,740
Grade 3. Janitor					1	1,200
Grade 2. Agent (farm foreman)					0.4	1,200
Agent (farm assistant)					0.3	1,100
Unclassified. Farm laborer	1	960	1	960	1	960
Unskilled laborer	1	900	1	900	1	900
Total permanent, field	39.5	107,436	64.6	192,606	83	230,226

Salaries and Expenses, Bureau of Agricultural Engineering—Con.

By objects	Obligations		
	Estimate, 1935	Estimate, 1934	Actual, 1933
PERSONAL SERVICES, FIELD—continued			
Deduct lapses and administrative furloughs.....	\$700	\$1,000	\$2,345
Net permanent, field.....	106,736	191,606	227,881
Temporary employees, field.....	25,000	30,000	51,191
All personal services, field.....	131,736	221,606	279,072
Total, departmental and field.....	227,826	337,196	379,179
Deduct subsistence and quarters furnished.....	240	240	220
Deduct legislative reductions.....	22,782	50,579	38,119
01 Personal services (net).....	204,804	286,377	340,840
OTHER OBLIGATIONS			
02 Supplies and materials.....	11,764	17,257	21,923
04 Storage and care of vehicles.....	6,000	7,800	8,555
05 Communication service.....	1,400	2,000	2,627
06 Travel expenses.....	11,000	19,000	27,355
07 Transportation of things.....	2,700	3,000	4,001
08 Printing, binding, photography, and typewriting.....	800	1,200	1,588
10 Furnishing of heat, light, power, water, and electricity.....	2,000	2,800	3,366
11 Rents.....	3,500	4,000	5,888
12 Repairs and alterations.....	1,300	1,400	1,646
13 Special and miscellaneous current expenses.....	100	100	153
30 Equipment.....	4,500	6,000	19,120
Total other obligations.....	45,064	64,557	96,222
Grand total obligations.....	249,868	350,934	437,062
Deduct amount received by transfer from—			
War Department—			
Flood control, Mississippi River and tributaries.....			1 — 1,986
Flood control, Mississippi River and tributaries.....	—6,000	2 — 5,400	1 — 3,399
Department of State—			
Waterways treaty, United States and Great Britain.....	—5,000	2 — 3,500	1 — 5,465
Deduct reimbursements received from other bureaus.....	—10,350	—32,000	—4,130
Net total obligations.....	228,518	310,034	422,082
Estimated savings and unobligated balances.....		2 64,966	1 56,808
Total estimate or appropriation.....	228,518	375,000	478,890
BY ACTIVITIES OR PROJECTS			
1. Farm irrigation.....		\$83,600	\$102,341
2. Farm drainage and erosion control.....	\$43,900	43,400	60,803
3. Development of farm lands.....	7,718	7,734	4,381
4. Farm buildings.....	25,700	25,400	29,599
5. Farm mechanical equipment.....	87,200	86,100	140,250
6. Cotton ginning.....	33,200	33,200	48,674
7. Miscellaneous research.....	4,700	4,600	8,746
8. Advice and assistance.....	26,100	26,000	27,288
Total, departmental funds.....	228,518	310,034	422,082

Salaries and Expenses, Bureau of Agricultural Engineering—Con.

By activities or projects	Obligations		
	Estimate, 1935	Estimate, 1934	Actual, 1933
9. Add reimbursement received from other bureaus.....	\$10,350	\$32,000	\$4,130
10. Add funds received by transfer from other departments:			
War Department.....		2 5,400	1 1,986
War Department.....	6,000	2 5,400	1 3,399
Department of State.....	5,000	2 3,500	1 5,465
Total.....	249,868	350,934	437,062

¹ Does not include compensation deduction savings of \$941 (flood control, \$461; waterways treaty, \$480) and unobligated balances of \$1,490 (flood control, \$1,135; waterways treaty, \$355) transferred from the War and State Departments.

² Does not include estimated compensation deduction savings of \$600 for flood control and \$500 for waterways treaty.

³ Does not include compensation deduction savings of \$461 and unobligated balance of \$1,135.

⁴ Does not include estimated compensation deduction savings of \$600.

⁵ Does not include estimated compensation deduction savings of \$500.

⁶ Does not include compensation deduction savings of \$480 and unobligated balance of \$355.

Total, Bureau of Agricultural Engineering, **[\$411,810]**, \$262,385 of which amount not to exceed **[\$125,800]** \$120,080 may be expended for personal services in the District of Columbia, and not to exceed \$3,115 shall be available for the purchase of motor-propelled and horse-drawn passenger-carrying vehicles necessary in the conduct of field work outside the District of Columbia.

Annual appropriations, general fund:

Estimate 1935, **\$262,385**

Appropriated 1934, **\$411,810**

National Industrial Recovery, Agriculture, Agricultural Engineering—

By objects	Obligations			
	Estimate, 1935	Estimate, 1934	Actual, 1933	
Physical improvements				
PERSONAL SERVICES	Posi- Av. tions salary	Posi- Av. tions salary	Posi- Av. tions salary	
01 Personal services.....		\$78,700		
Deduct amount included in objects below.....		78,700		
01 Personal services (net).....				
OTHER OBLIGATIONS				
32 Structures and parts and nonstructural improvements.....		197,588		
Received by transfer from Federal Emergency Administration of Public Works.....		—197,588		
Total estimate or appropriation.....				

Statement of proposed expenditures for the purchase, maintenance, repair, and operation of motor-propelled and horse-drawn passenger-carrying vehicles in the conduct of the field work of the Department of Agriculture outside of the District of Columbia, for the fiscal year ending June 30, 1934, as required by section 5 of the act of July 16, 1914 (U.S.C., p. 33, sec. 78)

BUREAU OF AGRICULTURAL ENGINEERING

Appropriation	For purchase						Net cost of new cars	Old vehicles still to be used	Total maintenance, repair, and operation, all cars	Public purpose and users
	New vehicles (motors, unless otherwise indicated)			Old vehicles to be exchanged						
	Number	Description	Gross cost	Number	Description	Allowance (estimated)				
Salaries and expenses, Bureau of Agricultural Engineering: Agricultural engineering								25	\$8, 300	These cars are used by the various bureau engineers and their assistants in conducting the field studies and investigations provided under this appropriation. They are located throughout the United States.

BUREAU OF AGRICULTURAL ECONOMICS

Salaries and Expenses, Bureau of Agricultural Economics:—

For salaries and the employment of labor in the city of Washington and elsewhere, furniture, supplies, traveling expenses, rent outside of the District of Columbia, and all other expenses necessary in conducting investigations, experiments, and demonstrations, as follows (U.S.C., title 5, secs. 511, 512; title 7, secs. 411-414; U.S.C., Supp. VI, title 7, secs. 423-425, 451-457, 471-476, 501-508, 541-545, 551-568; act Mar. 3, 1933, 47 Stat., p. 1458):

General administrative expenses: For necessary expenses for general administrative purposes, including the salary of chief of bureau and other personal services in the District of Columbia, [\$267,750] \$230,370 (U.S.C., title 5, secs. 511, 512; title 7, secs. 411-414; U.S.C., Supp. VI, title 7, secs. 423-425, 451-457, 471-476, 501-508, 541-545, 551-568; act Mar. 3, 1933, 47 Stat., p. 1458).

Est. 1935, \$230,370

App. 1934, \$267,750

By objects	Obligations					
	Estimate, 1935		Estimate, 1934		Actual, 1933	
	Posi- tions	Av. salary	Posi- tions	Av. salary	Posi- tions	Av. salary
PERSONAL SERVICES, DEPARTMENTAL						
Professional service:						
Grade 8. Chief of bureau.....	1	\$8,000	1	\$8,000	1	\$8,000
Grade 7. Assistant chief of bureau.....	1	7,000	1	7,000	1	7,000
Subprofessional service:						
Grade 6. Senior scientific illustrator.....	1	2,300	1	2,300	1	2,300
Grade 4. Junior library assistant.....	1	1,620	1	1,620		
Clerical, administrative, and fiscal service:						
Grade 14. Assistant chief of bureau.....	1	7,500	1	7,500	1	7,500
Grade 13. Business manager.....	1	5,200	1	5,200	1	5,200
Grade 9. Senior administrative assistant.....	1	3,800	1	3,800	1	3,800
Grade 7. Junior administrative assistant.....	5	3,080	5	3,080	5	3,080
Chief photographer.....	1	2,900	1	2,900	1	2,900
Grade 6. Principal clerk.....	1	2,900	1	2,900	1	2,900
Grade 5. Senior clerk.....	7	2,457	6.5	2,446	8	2,412
Senior clerk-stenographer.....	2	2,350	2	2,350	2	2,350
Senior photographer.....	1	2,000	1	2,000	1	2,000
Grade 4. Clerk.....	9	2,047	9	2,047	10	2,040
Clerk-stenographer.....	1	1,980	1	1,980	1	1,980
Grade 3. Senior stenographer.....	7	1,689	7	1,689	8	1,680
Assistant clerk.....	11	1,778	10.8	1,780	15	1,772
Assistant photographer.....	2	1,740	2	1,740	2	1,740
Grade 2. Junior clerk-stenographer.....	1	1,440	1	1,440	1	1,440
Junior stenographer.....	20	1,578	19.7	1,576	23	1,570
Junior clerk.....	10.1	1,458	10.1	1,458	10.3	1,470
Junior clerk-typist.....	1	1,740	1	1,740	1	1,740
Junior operative.....	0.9	1,440	0.9	1,440	0.9	1,440
Junior photographer.....					0.4	1,440
Senior typist.....	1	1,440	1	1,440		
Junior office draftsman.....	3	1,440	3	1,400	3	1,400
Grade 1. Underclerk.....						
Custodial service:						
Grade 3. Senior laborer.....	2	1,470	2	1,470	6	1,386
Messenger.....	2	1,410	2	1,410	3	1,420
Minor custodian.....	1	1,440	1	1,440	1	1,440
Grade 2. Assistant messenger.....	2.3	1,121	2.3	1,121	4	1,120
Junior laborer.....	6	1,240	6	1,240	8	1,245
Grade 2. Junior laborer (part time).....	4	575	4	575	4	575
Grade 1. Junior messenger.....	7	617	7	617	8.5	625
Total permanent, departmental.....	115.3	216,022	114.3	213,875	135.1	244,888
Deduct lapses and administrative furloughs.....		4,091		2,520		8,028
Net permanent, departmental.....		211,931		211,355		236,860
Temporary employees, departmental.....		470		470		466
All personal services, departmental.....		212,401		211,825		237,326
PERSONAL SERVICES, FIELD						
Clerical, administrative, and fiscal service:						
Grade 4. Clerk-stenographer.....					1	1,920
Grade 2. Junior stenographer.....			1	1,440		
Total permanent, field.....			1	1,440	1	1,920
Deduct lapses and administrative furloughs.....				864		864
Net permanent, field.....				576		1,056
Total, departmental and field.....		212,401		212,401		238,382
Deduct legislative reductions.....		21,240		31,860		23,797
01 Personal services (net).....		191,161		180,541		214,585
OTHER OBLIGATIONS						
02 Supplies and materials.....		4,354		4,354		4,327
05 Communication service.....		4,500		4,500		4,123
06 Travel expenses.....		2,000		2,000		1,926
07 Transportation of things (service).....		2,000		2,000		2,193
08 Printing, binding, photographing, etc.....		5		5		5
10 Furnishing of heat, light, power, water, and electricity.....		350		350		341
12 Repairs and alterations.....		2,000		2,000		1,969
13 Special and miscellaneous current expenses.....		20,000		20,000		19,069
30 Equipment.....		4,000		4,000		3,559
Total other obligations.....		39,209		39,209		37,512
Grand total obligations.....		230,370		219,750		252,097
Estimated savings and unobligated balances.....				48,000		35,993
Total estimate or appropriation.....		230,370		267,750		288,090

Farm management and practice: To investigate and encourage the adoption of improved methods of farm management and farm practice, and for ascertaining the cost of production of the principal staple agricultural products, [\$375,000] \$250,193 (U.S.C., title 5, secs. 511, 512; title 7, secs. 411-414; U.S.C., Supp., VI, title 7, secs. 423, 425, 451-457, 471-476, 501-508, 541-545, 551-568; act Mar. 3, 1933, 47 Stat., p. 1458).

Est. 1935, \$250,193

App. 1934, \$375,000

By objects	Obligations					
	Estimate, 1935		Estimate, 1934		Actual, 1933	
	Posi- tions	Av. salary	Posi- tions	Av. salary	Posi- tions	Av. salary
PERSONAL SERVICES, DEPARTMENTAL						
Professional service:						
Grade 6. Principal agricultural economist.....	2.7	\$6,074	3.7	\$5,946	2.7	\$6,051
Grade 5. Senior agricultural economist.....	9.6	4,744	12.3	4,758	11.8	4,780
Grade 4. Agricultural economist.....	5.6	3,936	9.3	3,934	8.9	3,939
Grade 3. Associate agricultural economist.....	11.4	3,282	9.9	3,284	10.5	3,280
Associate librarian.....	1	3,800	1	3,800	1	3,800
Associate agricultural statisti- cian.....					0.4	3,200
Grade 2. Assistant agricultural econ- omist.....	11.8	2,795	13.8	2,782	14.5	2,790
Research assistant.....	1	2,800	1	2,800	1	2,800
Grade 1. Junior agricultural economist.....	1	2,300	2	2,150	1.9	2,158
Junior librarian.....	1	2,400	1	2,400		
Clerical, administrative, and fiscal service:						
Grade 5. Senior clerk.....	6	2,333	6	2,333	6.5	2,269
Grade 4. Clerk.....	11	1,958	11	1,958	10.5	1,957
Clerk-stenographer.....			1	1,920	2	2,010
Operative.....	1	1,980	1	1,980	1	1,980
Grade 3. Assistant clerk.....	26	1,733	33.6	1,732	38	1,727
Assistant operative.....	2	1,800	2	1,800	3	1,740
Assistant clerk-stenographer.....	2.2	1,784	2.2	1,784	3	1,740
Grade 2. Junior clerk.....	5	1,572	11	1,555	13.3	1,529
Junior clerk-stenographer.....	1	1,620	1	1,620	1	1,620
Junior clerk-typist.....	4	1,515	4	1,515	5.3	1,497
Junior operative.....	5	1,584	5	1,584	7	1,577
Junior stenographer.....					0.7	1,440
Grade 1. Under operative.....					0.2	1,440
Custodial service:						
Grade 2. Assistant messenger.....	1	1,380	1	1,380	1	1,380
Grade 1. Junior messenger.....	2	600	2	600	2	600
Total permanent, departmental.....	111.3	281,819	134.8	341,753	147.2	356,843
Deduct lapses and administrative furloughs.....		34,541		27,783		13,655
Net permanent, departmental.....		247,278		313,970		343,188
Temporary employees, departmental.....		500		500		1,227
All personal services, departmental.....		247,778		314,470		344,415
PERSONAL SERVICES, FIELD						
Professional service:						
Grade 3. Associate agricultural economist.....	2	3,250	2	3,250	2.9	3,268
Total permanent, field.....	2	6,500	2	6,500	2.9	9,477
Deduct lapses and administrative furloughs.....						2,271
Net permanent, field.....		6,500		6,500		7,206
Temporary employees, field.....		1,500		1,500		4,883
All personal services, field.....		8,000		8,000		12,089
Total, departmental and field.....		255,778		322,470		356,504
Deduct legislative reductions.....		25,577		48,370		36,219
01 Personal services (net).....		230,201		274,100		320,285
OTHER OBLIGATIONS						
02 Supplies and materials.....		3,136		3,523		3,800
04 Storage of motor cars.....		50		50		64
05 Communication service.....		495		595		635
06 Travel expenses.....		14,800		17,248		21,219
07 Transportation of things (service).....		103		103		126
08 Printing and binding.....		221		221		248
12 Repairs and alterations.....		767		867		840
13 Special and miscellaneous current ex- penses.....		75		275		321
30 Equipment.....		1,345		1,595		3,631
Total other obligations.....		20,992		24,477		30,884
Grand total obligations.....		251,193		298,577		351,169
Received by transfer from appropriation "Foreign competition and demand".....		-1,000		-1,547		-4,643
Received by transfer from War Department.....						
Net total obligations.....		250,193		297,030		331,526
Estimated savings and unobligated bal- ances.....				77,970		63,941
Total estimate or appropriation.....		250,193		375,000		395,467
BY ACTIVITIES OR PROJECTS						
1. Agricultural finance.....				60,140		60,525
2. Land economics and land utilization.....				85,190		92,367

1 Excludes \$120 deducted under legislative reduction.

2 Excludes \$311 deducted under legislative reduction.

Salaries and Expenses, Bureau of Agricultural Economics—Contd.

By activities or projects	Obligations		
	Estimate, 1935	Estimate, 1934	Actual, 1933
3. Farm population and rural life.....	\$13,390	\$13,000	\$21,840
4. Farm management and costs.....	148,220	138,700	156,794
Total, departmental funds.....	250,193	297,030	331,526
5. Received by transfer from:			
Bureau of Agricultural Economics ap-			
propriation "Foreign competition			
and demand".....			+15,000
War Department (Mississippi flood			
control).....	+1,000	+1,547	+4,643
Grand total.....	251,193	298,577	351,169

¹ Excludes \$120 deducted under legislative reductions.

² Excludes \$311 deducted under legislative reductions.

Marketing and distributing farm products: For acquiring and diffusing among the people of the United States useful information, on subjects connected with the marketing, handling, utilization, grading, transportation, and distributing of farm and nonmanufactured food products and the purchasing of farm supplies, including the demonstration and promotion of the use of uniform standards of classification of American farm products throughout the world, including scientific and technical research into American-grown cotton and its by-products and their present and potential uses, including new and additional commercial and scientific uses for cotton and its by-products, and including investigations of cotton ginning under the Act approved April 19, 1930 (U.S.C., Supp. [V.] VI, title 7, secs. 424, 425), and for collecting and disseminating information on the adjustment of production to probable demand for the different farm and animal products, independently and in cooperation with other branches of the department, State agencies, purchasing and consuming organizations, and persons engaged in the marketing, handling, utilization, grading, transportation, and distributing of farm and food products, and for investigation of the economic costs of retail marketing of meat and meat products, [\$725,000] \$609,094: *Provided*, That practical forms of the grades recommended or promulgated by the Secretary for wool and mohair may be sold under such rules and regulations as he may prescribe, and the receipts therefrom deposited in the Treasury to the credit of miscellaneous receipts (U.S.C., title 5, secs. 511-512; title 7, secs. 411-414; U.S.C., Supp. VI, title 7, secs. 423-425, 451-457, 471-476, 501-503, 541-545, 551-568; act Mar. 3, 1933, 47 Stat., pp. 1458-1459).

Est. 1935, \$609,094

App. 1934, \$725,000

By objects	Obligations					
	Estimate, 1935		Estimate, 1934		Actual, 1933	
PERSONAL SERVICES, DEPARTMENTAL						
Professional service:	Posi- tions	Av. salary	Posi- tions	Av. salary	Posi- tions	Av. salary
Grade 6. Principal agricultural econo- mist.....	1.2	\$6,200	1.2	\$6,200	1.3	\$6,200
Principal livestock statistician.....	1	5,600	1	5,600	1	5,600
Grade 5. Senior cotton technologist.....	3	4,667	2.7	4,652	3	4,667
Senior agricultural economist.....	11.3	4,878	10.3	4,827	11.6	4,809
Senior agricultural statistician.....	1	5,000	1	5,000	1	5,000
Grade 4. Agricultural economist.....	8.4	3,829	5.4	3,845	8.1	3,844
Cotton technologist.....	2	3,900	2	3,900	2	3,900
Agricultural technologist.....	1	4,400	1	4,400	1	4,400
Grade 3. Associate agricultural econo- mist.....	13.1	3,421	12.6	3,410	13.3	3,392
Associate agricultural statisti- cian.....	1	3,600	1	3,600	1	3,600
Associate livestock and meat technologist.....	1	3,200	1	3,200	1	3,200
Associate feed technologist.....	1	3,200	1	3,200	1	3,200
Associate grain technologist.....	1	3,200	1	3,200	1	3,200
Associate crop and livestock estimator.....	1	3,200	1	3,200	1	3,200
Grade 2. Assistant agricultural econo- mist.....	4.1	2,746	3.6	2,766	4.2	2,802
Assistant librarian.....	3	2,833	3	2,833	3	2,833
Assistant agricultural statisti- cian.....	1	2,800	1	2,800	2	2,600
Assistant grain technologist.....	2	2,600	2	2,600	1	2,800
Assistant color technologist.....	1	2,800	1	2,800	1	2,800
Assistant cotton technologist.....	3	2,600	3	2,600	3	2,600
Assistant marketing economist.....	2	2,950	2	2,950	2	2,950
Assistant chemist.....	1	2,600	1	2,600	1	2,600
Grade 1. Junior agricultural economist.....	5	2,100	4.8	2,100	5.1	2,098
Junior cotton technologist.....	1	2,100	1	2,100	0.3	2,100
Junior librarian.....	3	2,367	3	2,367	1	2,300
Subprofessional service:						
Grade 8. Chief scientific aid.....	1	3,000	1	3,000	1	3,000
Grade 7. Principal scientific aid.....	1	2,300	1	2,300	1	2,300
Grade 5. Laboratory mechanic.....			1	1,800	1	1,800
Library assistant.....	1	1,800	1	1,800	1	1,800

Salaries and Expenses, Bureau of Agricultural Economics—Contd.

By objects	Obligations					
	Estimate, 1935		Estimate, 1934		Actual, 1933	
PERSONAL SERVICES, DEPARTMENTAL—con.	Posi-	Av.	Posi-	Av.	Posi-	Av.
Subprofessional service—Continued.	tions	salary	tions	salary	tions	salary
Grade 4. Assistant scientific aid.....	4	\$1,650	4	\$1,650	4	\$1,650
Junior library assistant.....	1	1,800	1	1,800	1	1,800
Assistant scientific illustrator.....	1	1,620	1	1,620	1	1,620
Grade 3. Under library assistant.....	1	1,440	1	1,440	1	1,440
Junior scientific aid.....	3	1,440	2.8	1,440	2.7	1,440
Grade 2. Under scientific helper.....	2	1,320	2.7	1,304	2.9	1,301
Clerical, administrative, and fiscal service:						
Grade 13. Principal marketing specialist.....	2	5,900	2	5,900	1.8	5,889
Principal administrative officer.....	1	5,800	1	5,800	1	5,800
Grade 12. Senior marketing specialist.....	6.9	4,762	7.4	4,791	8.8	4,800
Senior administrative officer.....	1	4,600	1	4,600		
Grade 11. Marketing specialist.....	0.8	3,800	0.8	3,800	1.3	3,800
Grade 10. Principal associate marketing specialist.....	1	4,000	1	4,000		
Grade 9. Associate marketing specialist.....	6.3	3,352	7.9	3,313	8.3	3,352
Grade 8. Associate editor.....	1	3,500	1	3,500		
Grade 7. Assistant marketing specialist.....	3	2,866	3.8	2,895	3.7	2,897
Assistant agricultural statistician.....	1	2,800	1	2,800	1	2,800
Junior administrative assistant.....	1	2,700	1	2,700	1	2,700
Chief office draftsman.....	1	2,700	1	2,700	1	2,700
Assistant editor.....	1	2,900	1	2,900	1	2,900
Grade 6. Principal junior marketing specialist.....	1	2,600	1	2,600	1	2,600
Principal office draftsman.....	1	2,400	1	2,400	1	2,400
Principal clerk.....	0.5	2,700	0.5	2,700		
Grade 5. Junior marketing specialist.....			2	2,150	1.3	2,069
Senior clerk.....	9.3	2,254	9.3	2,254	9.8	2,266
Senior office draftsman.....	5	2,080	5	2,080	5	2,080
Grade 4. Clerk.....	10.9	2,008	10.9	2,008	12.1	2,003
Office draftsman.....	6	1,800	6	1,800	6	1,800
Topographic draftsman.....	1	1,800	1	1,800	1	1,800
Clerk-stenographer.....	0.5	2,040	0.5	2,040	0.3	1,980
Grade 3. Assistant clerk.....	27.5	1,719	27	1,717	27.1	1,728
Assistant clerk-stenographer.....	8.8	1,695	8.8	1,695	13.7	1,686
Assistant office draftsman.....	2	1,620	2	1,620	1.9	1,620
Senior stenographer.....					1	1,620
Grade 2. Junior clerk.....	19	1,525	19	1,525	25.1	1,548
Junior clerk-typist.....	16	1,508	17	1,504	21.8	1,495
Junior office draftsman.....	2	1,440	2	1,440	1	1,440
Junior operative.....	1	1,440	1	1,440	0.7	1,440
Senior typist.....	0.1	1,440	0.1	1,440	0.4	1,440
Junior clerk-stenographer.....	4	1,515	4	1,515	1.1	1,604
Grade 1. Under clerk.....	1	1,320	1	1,320	1	1,320
Under operative.....	3	1,380	3	1,380	3.3	1,369
Custodial service:						
Grade 3. Senior laborer.....	1	1,380	1	1,380	0.9	1,380
Grade 2. Junior laborer.....	1	1,140	1	1,140	1	1,140
Grade 1. Junior messenger.....	2.3	600	2.3	600	2.7	600
Total permanent, departmental.....	239	602,867	240.4	598,323	256.6	633,960
Deduct lapses and administrative furloughs.....		60,777		34,102		4,818
Net permanent, departmental.....		542,090		564,221		629,142
Temporary employees, departmental.....		103		103		5
All personal services, departmental.....		542,193		564,324		629,147
PERSONAL SERVICES, FIELD						
Professional service:						
Grade 6. Principal agricultural economist.....					0.2	5,600
Grade 3. Associate cotton technologist.....	1	3,300	1	3,300	1	3,300
Grade 2. Assistant cotton technologist.....	1	2,900	1	2,900	1	2,900
Assistant agricultural economist.....	1	2,600	1	2,600	1	2,600
Grade 1. Junior agricultural economist.....	1	2,100	1	2,100	1	2,100
Junior cotton technologist.....	1	2,000	1	2,000	1	2,000
Subprofessional service:						
Grade 5. Scientific aid.....	1	1,920	1	1,920	1	1,920
Grade 3. Junior scientific aid.....	2	1,440	2	1,440	2	1,440
Grade 2. Hay standards helper.....	0.5	1,320	0.5	1,320	1	1,320
Clerical, administrative, and fiscal service:						
Grade 12. Senior marketing specialist.....	1.8	4,600	1.8	4,600	1.8	4,600
Grade 9. Associate marketing specialist.....	3.3	3,391	3.3	3,391	2.8	3,461
Grade 5. Junior marketing specialist.....	1	2,000	1	2,000	1	2,000
Junior supervisor of grain inspection.....	2	2,150	2	2,150	2	2,150
Grade 4. Clerk.....	2	1,950	2	1,950	2	1,950
Grade 3. Assistant clerk.....	1.5	1,660	1.5	1,660	2	1,680
Assistant clerk-stenographer.....	3	1,660	3	1,660	3.2	1,658
Grade 2. Junior clerk-typist.....	1	1,620	1	1,620	1.6	1,568
Custodial service:						
Grade 2. Junior laborer.....					1	1,200
Total permanent, field.....	24.1	57,120	24.1	57,120	26.6	60,686
Deduct lapses and administrative furloughs.....		800		800		292
Net permanent, field.....		56,320		56,320		60,394
Temporary employees, field.....		10,554		10,554		10,720
All personal services, field.....		66,874		66,874		71,114
Total, departmental and field.....		609,067		631,198		700,261
Deduct legislative reductions.....		60,906		94,679		71,852
01 Personal services (net).....		548,161		536,519		628,409

Salaries and Expenses, Bureau of Agricultural Economics—Contd.

By objects	Obligations		
	Estimate, 1935	Estimate, 1934	Actual, 1933
OTHER OBLIGATIONS			
02 Supplies and materials.....	\$15,524	\$15,983	\$16,964
04 Storage of motor cars.....	100	100	216
05 Communication service.....	3,741	3,741	3,823
06 Travel expenses.....	22,000	22,560	24,130
07 Transportation of things (service).....	1,545	1,545	2,394
08 Printing and binding.....	98	98	191
10 Furnishing of heat, light, power, water, and electricity.....	303	303	1,218
11 Rents.....	4,175	4,175	4,946
12 Repairs and alterations.....	7,940	7,940	8,166
13 Special and miscellaneous current expenses.....	265	265	399
30 Equipment.....	5,242	5,242	6,016
Total other obligations.....	60,933	61,952	68,463
Net total obligations.....	609,094	598,471	696,872
Estimated savings and unobligated balances.....		126,529	115,448
Total estimate or appropriation.....	609,094	725,000	812,320
BY ACTIVITIES OR PROJECTS			
1. Marketing fruits and vegetables.....	53,075	52,000	72,637
2. Market price trends and statistical analysis.....	92,888	90,823	97,813
3. Marketing livestock, meats, and wool.....	54,808	54,812	72,815
4. Marketing dairy and poultry products.....	23,260	22,260	30,795
5. Marketing hay, feed, and seed.....	54,341	54,512	54,460
6. Cotton handling and marketing.....	20,643	19,714	25,728
7. Cotton standards and testing.....	43,032	41,034	42,683
8. Utilization of cotton.....	27,735	26,552	31,043
9. Investigation of cotton ginning.....	40,215	38,322	50,009
10. Grain investigations.....	66,448	69,382	81,837
11. Market information.....	40,100	38,908	36,305
12. Outlook reports.....	92,549	90,152	100,747
Total.....	609,094	598,471	696,872

Crop and livestock estimates: For collecting, compiling, abstracting, analyzing, summarizing, interpreting, and publishing data relating to agriculture, including crop and livestock estimates, acreage, yield, grades, staples of cotton, stocks, and value of farm crops, and numbers, grades, and value of livestock and livestock products on farms, in cooperation with the Extension Service and other Federal, State, and local agencies, **[\$700,000] \$603,701: Provided,** That no part of the funds herein appropriated shall be available for any expense incident to ascertaining, collating, or publishing a report stating the intentions of farmers as to the acreage to be planted in cotton (*U.S.C., title 5, secs. 511, 512; title 7, secs. 411-414; U.S.C., Supp. VI, title 7, secs. 423-425, 451-457, 471-476, 501-508, 541-545, 551-568; act Mar. 3, 1933, 47 Stat., p. 1459*).

Est. 1935, \$603,701

App. 1934, \$700,000

By objects	Obligations		
	Estimate, 1935	Estimate, 1934	Actual, 1933
PERSONAL SERVICES, DEPARTMENTAL			
Professional service:	Posi- Av. salary	Posi- Av. salary	Posi- Av. salary
Grade 6. Principal agricultural statistician.....	2 \$6,000	2 \$6,000	2 \$6,000
Grade 5. Senior crop and livestock estimator.....	1 4,800	1 4,800	1 4,800
Senior agricultural statistician.....	2 4,800	0.7 5,057	2 4,800
Grade 4. Agricultural statistician.....	3 3,800	2 3,800	3 3,800
Grade 3. Associate crop and livestock estimator.....	4 3,350	4 3,350	3 3,400
Associate truck and fruit crop estimator.....	1 3,300	1 3,300	1 3,300
Clerical, administrative, and fiscal service:			
Grade 12. Senior marketing specialist.....			0.3 4,800
Grade 9. Senior administrative assistant.....	1 3,800	1 3,800	1 3,800
Grade 7. Assistant marketing specialist.....	1 3,200	1 3,200	1 3,200
Junior administrative assistant.....	0.9 2,600	0.9 2,600	
Grade 6. Principal clerk.....	2 2,200	2 2,200	2 2,350
Grade 5. Senior clerk.....	5 2,280	5 2,280	5 2,280
Grade 4. Clerk.....	27 1,951	25.8 1,946	24.8 1,956
Clerk-stenographer.....	1 1,920	1 1,920	1 1,920
Grade 3. Assistant clerk-stenographer.....	3.9 1,842	3.9 1,842	2 1,740
Assistant clerk.....	34.9 1,709	31.6 1,707	40.6 1,739
Assistant operative.....	2 1,740	2 1,740	1 1,800
Assistant stenographer.....	3 1,660	3 1,660	3 1,660
Grade 2. Junior clerk.....	23 1,602	21.1 1,616	24.3 1,586
Junior operative.....	1 1,440	1 1,440	1 1,440
Junior clerk-stenographer.....			0.2 1,620
Junior clerk-typist.....	2.9 1,558	2.9 1,558	2 1,530

Salaries and Expenses, Bureau of Agricultural Economics—Contd.

By objects	Obligations		
	Estimate, 1935	Estimate, 1934	Actual, 1933
PERSONAL SERVICES, DEPARTMENTAL—CON.			
Clerical, administrative, and fiscal service—Continued.	Posi- Av. salary	Posi- Av. salary	Posi- Av. salary
Grade 1. Under clerk.....	6 \$1,470	5.8 \$1,473	6 \$1,470
Under operative.....	2 1,260	2 1,260	1 1,260
Custodial service:			
Grade 3. Senior laborer.....	1 1,440	1 1,440	1 1,440
Grade 2. Junior laborer.....	1 1,320	1 1,320	1 1,320
Grade 1. Junior messenger.....			0.9 600
Total permanent, departmental.....	131.6 266,429	122.7 245,371	131.1 263,876
Deduct lapses and administrative furloughs.....	28,524	11,128	7,515
Net permanent, departmental.....	237,905	234,243	256,361
PERSONAL SERVICES, FIELD			
Professional service:			
Grade 5. Senior crop and livestock estimator.....	4.9 4,640	4.2 4,664	4.7 4,710
Senior agricultural statistician.....	11.2 4,860	8.4 4,860	10.1 4,889
Grade 4. Crop and livestock estimator.....	7.9 3,861	6.4 3,864	7.9 3,861
Agricultural statistician.....	4.4 4,118	3 4,105	4.3 4,116
Agricultural economist.....	0.3 4,000	0.2 4,000	0.3 4,000
Grade 3. Associate crop and livestock estimator.....	10.4 3,298	8.6 3,298	11.4 3,289
Associate agricultural statistician.....	3.9 3,495	3.5 3,349	3.9 3,495
Associate agricultural economist.....	1.3 3,200	1.3 3,200	1.3 3,200
Grade 2. Assistant crop and livestock estimator.....	8.6 2,719	8.1 2,714	8.8 2,721
Assistant agricultural economist.....	3.8 2,668	3.8 2,668	3.8 2,668
Grade 1. Junior agricultural economist.....	4.3 2,112	4.2 2,112	3.8 2,074
Junior crop and livestock estimator.....	8.8 2,033	8.8 2,033	8.8 2,033
Clerical, administrative, and fiscal service:			
Grade 9. Associate truck and fruit-crop estimator.....	3 3,233	3 3,233	3 3,233
Grade 7. Assistant marketing specialist.....	0.9 3,000	0.9 3,000	0.9 3,000
Grade 4. Clerk.....	1 1,800	1 1,800	1 1,800
Grade 3. Assistant clerk.....	43 1,734	42.5 1,734	40.7 1,741
Assistant clerk-typist.....	1.8 1,673	1.8 1,673	1.8 1,673
Assistant operative.....	1 1,620	1 1,620	1 1,620
Assistant clerk-stenographer.....	9 1,693	9 1,693	9 1,693
Grade 2. Junior clerk.....	7 1,569	5.6 1,569	6.3 1,550
Junior clerk-stenographer.....	8 1,470	8 1,470	8 1,470
Junior clerk-typist.....	6 1,460	6 1,460	6 1,460
Junior operative.....	5 1,452	5 1,452	5 1,452
Junior stenographer.....	2 1,500	2 1,500	2 1,500
Grade 1. Under clerk.....	2 1,260	1.7 1,260	2 1,260
Custodial service:			
Grade 2. Assistant messenger.....	1 1,080	1 1,080	1 1,140
Grade 1. Junior messenger.....	3 600	2.7 600	2 600
Total permanent, field.....	163.5 395,365	151.7 353,552	158.8 386,388
Deduct lapses and administrative furloughs.....	57,047	13,333	7,747
Net permanent, field.....	338,318	340,219	378,641
Temporary employees, field.....		1,761	24,447
All personal services, field.....	338,318	341,980	403,088
Total, departmental and field.....	576,223	576,223	659,449
Deduct legislative reductions.....	57,622	86,433	69,590
01 Personal services (net).....	518,601	489,790	589,859
OTHER OBLIGATIONS			
02 Supplies and materials.....	24,600	24,600	28,483
04 Storage of motor cars.....	300	300	290
05 Communication service.....	7,110	7,110	9,003
06 Travel expenses.....	25,500	25,500	30,911
07 Transportation of things (service).....	4,500	4,500	5,155
08 Printing and binding.....	25	25	38
10 Furnishing heat, light, power, water, and electricity.....	100	100	113
11 Rents.....	9,000	9,000	14,741
12 Repairs and alterations.....	3,520	3,520	3,309
13 Special and miscellaneous current expenses.....	125	125	125
30 Equipment.....	10,320	10,320	24,400
Total other obligations.....	85,100	85,100	116,568
Net total obligations.....	603,701	574,890	706,427
Estimated savings and unobligated balances.....		125,110	78,593
Total estimate or appropriation.....	603,701	700,000	785,020
BY ACTIVITIES OR PROJECTS			
1. Crop and Livestock Reports.....	544,634	518,490	636,506
2. Production and Marketing Statistics.....	59,067	56,400	69,921
Total.....	603,701	574,890	706,427

Foreign competition and demand: To enable the Secretary of Agriculture to carry into effect the provisions of the Act entitled "An Act to promote the agriculture of the United States by expanding in the foreign field the service now rendered by the United States Department of Agriculture in acquiring and diffusing useful information regarding agriculture, and for other purposes," approved June 5, 1930 (U. S. C., Supp. [V,] VI, title 7, secs. 541-545), and for collecting and disseminating to American producers, importers, exporters, and other interested persons information relative to the world supply of and need for American agricultural products, marketing methods, conditions, prices, and other factors, a knowledge of which is necessary to the advantageous disposition of such products in foreign countries, independently and in cooperation with other branches of the Government, State agencies, purchasing and consuming organizations, and persons engaged in the transportation, marketing, and distribution of farm and food products, including the purchase of such books and periodicals and not to exceed \$1,000 for newspapers as may be necessary in connection with this work, [§292,870] \$226,590 (U. S. C., Supp. VI, title 7, secs. 541-545; act Mar. 3, 1933, 47 Stat., p. 1459).

Est. 1935, \$226,590

App. 1934, \$292,870

By objects	Obligations					
	Estimate, 1935		Estimate, 1934		Actual, 1933	
PERSONAL SERVICES, DEPARTMENTAL						
Professional service:						
Grade 6. Principal agricultural economist.....	1	\$5,600	1	\$5,600	1	\$5,600
Grade 5. Senior agricultural economist.....	1	4,600	1	4,600	1	4,600
Grade 3. Associate agricultural economist.....	2	3,200	2	3,200	1.7	3,200
Grade 2. Assistant agricultural economist.....	3	2,600	3	2,600	3	2,600
Grade 1. Junior agricultural economist.....	2	2,050	1.9	2,050	2	2,050
Subprofessional service:						
Grade 4. Junior library assistant.....					2	1,620
Clerical, administrative, and fiscal service:						
Grade 7. Junior administrative assistant.....	1	3,000	1	3,000	1	3,000
Grade 6. Principal clerk.....	1	2,500	1	2,500	1	2,500
Grade 5. Principal clerk.....	1	2,100	1	2,100	1	2,100
Senior clerk-stenographer.....	2	2,000	2	2,000	2	2,000
Grade 4. Clerk-stenographer.....	1	1,800	1	1,800	1	1,800
Clerk.....	4	1,875	4	1,875	4	1,875
Grade 3. Assistant clerk.....	9	1,650	9	1,650	9	1,650
Assistant clerk-stenographer.....	2	1,740	1.8	1,740	2	1,740
Grade 2. Junior office draftsman.....					1	1,440
Junior clerk-stenographer.....	1	1,620	0.8	1,620	1	1,620
Junior clerk-typist.....	2	1,470	2	1,470	2.2	1,467
Senior typist.....					1	1,440
Custodial service:						
Grade 1. Junior messenger.....	1	600	1	600	1.5	600
Total permanent, departmental.....	34	73,160	33.5	72,293	39.4	80,907
Deduct lapses and administrative furloughs.....		4,527		3,660		600
Net permanent, departmental.....		68,633		68,633		80,307
PERSONAL SERVICES, FIELD						
Professional service:						
Grade 6. Agricultural commissioner.....	4	5,700	4	5,700	4	5,700
Agricultural attaché.....	5	5,920	5	5,920	4	6,000
Grade 5. Agricultural attaché.....					1	5,000
Assistant agricultural commissioner.....	1	4,600	1	4,600	1	4,600
Grade 4. Assistant agricultural commissioner.....	3	3,933	2.7	3,904	3	3,933
Grade 2. Assistant agricultural commissioner.....					1	2,600
Clerical, administrative, and fiscal service:						
Grade 13. Principal marketing specialist.....	3	5,800	1	5,800	4	5,750
Grade 12. Senior marketing specialist.....	2	4,600	0.9	4,600	2	4,600
Grade 5. Senior clerk.....	1	2,400	1	2,400	1	2,400
Total permanent, field.....	19	97,799	15.6	79,878	21	105,399
Deduct lapses and administrative furloughs.....		21,081		1,000		
Net permanent, field.....		76,718		78,878		105,399
Temporary employees, field.....		39,948		39,948		37,498
All personal services, field.....		116,666		118,826		142,897
Total, departmental and field.....		185,299		187,459		223,204
Deduct legislative reductions.....		18,529		28,119		22,258
Total cash payment, salaries and wages.....		166,770		159,340		200,946
Add cash allowances for quarters, heat, light, etc., incident to personal services (foreign service).....		12,120		9,960		17,569
01 Total cash payment, salaries, wages, and allowances.....		178,890		169,300		218,515

Salaries and Expenses, Bureau of Agricultural Economics—Con.

By objects	Obligations		
	Estimate, 1935	Estimate, 1934	Actual, 1933
OTHER OBLIGATIONS			
02 Supplies and materials.....	\$6,000	\$6,000	\$7,489
05 Communication service.....	9,500	9,500	11,455
06 Travel expenses.....	15,500	15,500	19,815
07 Transportation of things (service).....	3,000	3,000	5,174
10 Furnishing heat, light, water, power, and electricity.....	200	200	157
11 Rents.....	8,000	8,000	10,260
12 Repairs and alterations.....	1,100	1,100	1,127
13 Special and miscellaneous current expenses.....	3,900	3,900	4,426
30 Equipment.....	500	500	1,836
Total other obligations.....	47,700	47,700	61,739
Grand total obligations.....	226,590	217,000	280,254
Add amount transferred to appropriation "Farm management and practice".....			+15,000
Net total obligations.....	226,590	217,000	295,254
Estimated savings and unobligated balances.....		75,870	61,536
Total estimate or appropriation.....	226,590	292,870	356,790

Market inspection of farm products: For enabling the Secretary of Agriculture, independently and in cooperation with other branches of the Government, State agencies, purchasing and consuming organizations, boards of trade, chambers of commerce, or other associations of business men or trade organizations, and persons or corporations engaged in the production, transportation, marketing, and distribution of farm and food products, whether operating in one or more jurisdictions, to investigate and certify to shippers and other interested parties the class, quality, and/or condition of cotton, tobacco, fruits and vegetables, whether raw, dried, or canned, poultry, butter, hay, and other perishable farm products when offered for interstate shipment or when received at such important central markets as the Secretary of Agriculture may from time to time designate, or at points which may be conveniently reached therefrom, under such rules and regulations as he may prescribe, including payment of such fees as will be reasonable and as nearly as may be to cover the cost for the service rendered: *Provided*, That certificates issued by the authorized agents of the department shall be received in all courts of the United States as prima facie evidence of the truth of the statements therein contained, [§500,286] \$389,805 (U. S. C., title 5, secs. 511, 512; title 7, secs. 411-414; U. S. C., Supp. VI, title 7, secs. 423-425, 451-457, 471-476, 501-508, 541-545, 551-568; act Mar. 3, 1933, 47 Stat., p. 1459).

Est. 1935, \$389,805

App. 1934, \$500,286

By objects	Obligations					
	Estimate, 1935		Estimate, 1934		Actual, 1933	
PERSONAL SERVICES, DEPARTMENTAL						
Subprofessional service:						
Grade 3. Junior scientific aid.....	1	\$1,500	1	\$1,500	1	\$1,500
Clerical, administrative, and fiscal service:						
Grade 13. Principal marketing specialist.....	0.8	6,000	0.8	6,000	0.8	6,000
Grade 12. Senior marketing specialist.....	5.2	4,781	5.2	4,781	5.5	4,800
Grade 11. Marketing specialist.....	2.2	3,845	2.2	3,845	1.8	3,856
Grade 10. Principal associate marketing specialist.....					1	4,000
Grade 9. Associate marketing specialist.....	1.7	3,282	1.4	3,299	0.5	3,400
Grade 7. Assistant marketing specialist.....	5	2,680	5	2,680	4	2,700
Grade 5. Senior clerk.....	0.7	2,200	0.7	2,200	0.3	2,200
Junior agronomist.....	1	2,000	1	2,000	1	2,000
Grade 4. Head operative.....	1	1,920	1	1,920		
Clerk-stenographer.....					0.3	1,980
Clerk.....	1	1,860	1	1,860		
Grade 3. Assistant clerk.....	4	1,770	4	1,770	5	1,752
Assistant clerk-stenographer.....	2	1,620	2	1,620	2.3	1,724
Grade 2. Junior stenographer.....	1	1,440	1	1,440	1	1,440
Junior clerk-typist.....	9.5	1,541	9.5	1,541	9.5	1,522
Junior clerk-stenographer.....	1	1,620	1	1,620	3.7	1,463
Junior clerk.....					1	1,620
Grade 1. Under clerk.....	2	1,260	1.9	1,260	2	1,260
Under operative.....	2	1,290	2	1,290	1	1,320
Custodial service:						
Grade 2. Junior laborer.....	0.5	1,260	0.5	1,260	1	1,260
Grade 1. Junior messenger.....	1.7	600	1.7	600	1	600
Total permanent, departmental.....	43.3		42.9		43.7	
		100,689		99,603		100,752
Deduct lapses and administrative furloughs.....		8,957		7,871		2,449
Net permanent, departmental.....		91,732		91,732		98,303

Salaries and Expenses, Bureau of Agricultural Economics—Con.

By objects	Obligations					
	Estimate, 1935		Estimate, 1934		Actual, 1933	
	Posi- tions	Av. salary	Posi- tions	Av. salary	Posi- tions	Av. salary
PERSONAL SERVICES, FIELD						
Clerical, administrative, and fiscal service:						
Grade 12. Senior marketing specialist.....	3.2	\$4,838	3.2	\$4,838	3.5	\$4,829
Grade 11. Marketing specialist.....	5.2	3,962	5.2	3,962	5.6	3,957
Grade 10. Principal associate marketing specialist.....					1	4,000
Grade 9. Associate marketing specialist.....	31.7	3,341	31.7	3,341	31.7	3,331
Grade 7. Assistant marketing specialist.....	65.4	2,839	65.4	2,839	63.5	2,873
Grade 5. Junior marketing specialist.....	3.4	2,153	3.4	2,153	1.8	2,272
Grade 4. Clerk.....					0.5	1,860
Grade 3. Assistant clerk.....	3.4	1,726	3.4	1,726	0.6	1,800
Assistant clerk-stenographer.....	8.6	1,684	8.6	1,684	12.3	1,700
Grade 2. Junior clerk.....	5.5	1,571	5.5	1,571	4.5	1,591
Junior clerk-typist.....	2.5	1,512	2.5	1,512	1.6	1,440
Junior clerk-stenographer.....	2.5	1,500	2.5	1,500	2.8	1,512
Senior typist.....	1	1,500	1	1,500	1	1,500
Grade 1. Under clerk-typist.....	1	1,260	1	1,260	1	1,260
Total permanent, field.....	133.4	374,266	133.4	374,266	131.4	374,558
Deduct lapses and administrative furloughs.....		28,142		28,142		11,745
Net permanent, field.....		346,124		346,124		362,813
Temporary employees, field.....		10,266		10,266		21,832
All personal services, field.....		356,390		356,390		384,645
Total, departmental and field.....		448,122		448,122		482,948
Deduct legislative reductions.....		39,252		67,218		49,705
01 Personal services (net).....		408,870		380,904		433,243
OTHER OBLIGATIONS						
02 Supplies and materials.....		5,711		5,711		5,907
04 Storage of motor cars.....		298		298		1,832
05 Communication service.....		8,253		8,253		8,124
06 Travel expenses.....		23,553		23,553		25,474
07 Transportation of things, service.....		1,025		1,025		1,070
10 Furnishing of heat, light, power, water, and electricity.....		115		115		106
11 Rents.....		4,130		5,291		7,792
12 Repairs and alterations.....		2,875		2,875		3,057
13 Special and miscellaneous current expenses.....		325		325		293
30 Equipment.....		2,200		2,200		2,473
Total other obligations.....		48,485		49,646		56,128
Grand total obligations.....		457,355		430,550		489,371
Received by transfer from—						
War Department:						
“Incidental expenses of the Army”.....		2,250		2,250		2,250
“Medical and Hospital Department”.....						1,350
“Subsistence of the Army”.....		375		340		370
Navy Department:						
“Maintenance, Bureau of Supplies and Accounts”.....		27,000		24,000		26,249
Marine Corps, “General expenses”.....		2,800		2,500		2,776
Veterans’ Administration, “Salaries and expenses”.....		33,300		28,400		33,294
Shipping Board, “Salaries and expenses”.....		175		150		184
Department of the Interior:						
“Freedman’s Hospital, general fund”.....		400		400		360
Bureau of Indian Affairs, “General expenses”.....		200		160		191
“St. Elizabeths Hospital, general fund”.....		500		485		498
Treasury Department:						
Public Health Service, “Pay of personnel and maintenance of hospitals, etc.”.....		550		525		571
Net total obligations.....		389,805		371,340		421,278
Estimated savings and unobligated balances.....				128,946		116,518
Total estimate or appropriation.....		389,805		500,286		537,796
BY ACTIVITIES OR PROJECTS						
1. Inspection of fruits and vegetables.....		236,882		224,940		254,390
2. Grading of canned fruits and vegetables.....		16,100		15,400		15,567
3. Grading of dairy and poultry products.....		29,833		28,500		29,429
4. Inspection of hay, beans, broomcorn, etc.....		26,267		25,000		45,218
5. Grading of meat.....		28,133		27,000		24,283
5. Grading of tobacco.....		48,400		46,500		48,756
7. Grading of rice.....		4,190		4,000		3,635
Total, departmental funds.....		389,805		371,340		421,278
8. Received by transfer from—						
War Department:						
“Incidental expenses of the Army”.....		2,250		2,250		2,250
“Medical and Hospital Department”.....						1,350
“Subsistence of the Army”.....		375		340		370
Navy Department:						
“Maintenance, Bureau of Supplies and Accounts”.....		27,000		24,000		26,249
Marine Corps, “General expenses”.....		2,800		2,500		2,776
Veterans’ Administration, “Salaries and expenses”.....		33,300		28,400		33,294

Salaries and Expenses, Bureau of Agricultural Economics—Con.

By activities or projects	Obligations		
	Estimate, 1935	Estimate, 1934	Actual, 1933
8. Received by transfer from—Continued.			
Shipping Board, “Salaries and expenses”.....	\$175	\$150	\$184
Department of the Interior:			
“Freedman’s Hospital, general fund”.....	400	400	360
Bureau of Indian Affairs, “General expenses”.....	200	160	191
“St. Elizabeths Hospital, general fund”.....	500	485	498
Treasury Department:			
Public Health Service, “Pay of personnel and maintenance of hospitals, etc.”.....	550	525	571
Grand total.....	457,355	430,550	489,371

Market news service: For collecting, publishing, and distributing, by telegraph, mail, or otherwise, timely information on the market supply and demand, commercial movement, location, disposition, quality, condition, and market prices of livestock, meats, fish, and animal products, dairy and poultry products, fruits and vegetables, peanuts and their products, grain, hay, feeds, tobacco, and seeds, and other agricultural products, independently and in cooperation with other branches of the Government, State agencies, purchasing and consuming organizations, and persons engaged in the production, transportation, marketing, and distribution of farm and food products, **[\$1,300,000]** \$1,002,868 (U.S.C., title 5, secs 511, 512; title 7, secs. 411-414; U.S.C., Supp. VI, title 7, secs 423-425, 451-457, 471-476, 501-508, 541-545, 551-568; act Mar. 3 1933, 47 Stat., pp. 1459-1460).

Est. 1935, \$1,002,868

App. 1934, \$1,300,000

By objects	Obligations					
	Estimate, 1935		Estimate, 1934		Actual, 1933	
	Posi- tions	Av. salary	Posi- tions	Av. salary	Posi- tions	Av. salary
PERSONAL SERVICES, DEPARTMENTAL						
Professional service:						
Grade 4. Agricultural economist.....					1	\$3,800
Grade 3. Associate agricultural economist.....					1	3,400
Grade 1. Junior librarian.....					2	2,450
Clerical, administrative, and fiscal service:						
Grade 13. Principal marketing specialist.....	0.5	\$6,000	0.5	\$6,000	1.2	6,000
Grade 12. Senior marketing specialist.....	4.4	4,891	4.4	4,891	4.5	4,889
Senior administrative officer.....					1	4,600
Grade 11. Marketing specialist.....	2.2	3,982	2.2	3,982	2.4	3,967
Grade 10. Principal associate marketing specialist.....	1	3,700	1	3,700	1	3,700
Grade 9. Associate marketing specialist.....	3	3,367	2.8	3,365	5	3,300
Senior administrative assistant.....	1	3,500	1	3,500	1	3,500
Grade 8. Associate editor.....	1	3,100	1	3,100	2	3,300
Grade 7. Assistant in transportation.....	1	2,700	1	2,700	1	2,700
Grade 6. Principal junior marketing specialist.....	1	2,600	1	2,600	1	2,600
Principal clerk.....	1.5	2,567	1.5	2,567	2	2,600
Grade 5. Senior clerk.....	1	2,400	1	2,400	1.3	2,354
Senior telegrapher.....	1	2,300	1	2,300	2	2,450
Junior marketing specialist.....	1	2,000	0.9	2,000	1	2,000
Grade 4. Clerk.....	2	2,040	2	2,040	4	1,950
Clerk-stenographer.....	0.5	2,040	0.5	2,040	1.3	2,026
Telegrapher.....	6	1,970	6	1,970	7	1,946
Grade 3. Assistant clerk.....	20.5	1,829	20.1	1,831	20	1,827
Assistant clerk-stenographer.....	2.3	1,722	2.3	1,722	3.6	1,685
Head typist.....	1	1,800	0.8	1,800	1	1,800
Assistant telegrapher.....	2	1,710	2	1,710	2	1,710
Senior stenographer.....	1	1,800	1	1,800	1	1,800
Assistant clerk-typist.....	1	1,680	1	1,680	1	1,680
Grade 2. Junior clerk.....	19	1,576	18.2	1,578	14	1,560
Junior clerk-stenographer.....	1	1,440	1	1,440	2.1	1,440
Junior clerk-typist.....	5.1	1,461	4.7	1,467	7.7	1,479
Junior operative.....	1	1,440	1	1,440	1	1,440
Junior office draftsman.....					1	1,440
Grade 1. Underclerk.....	1	1,620	1	1,620	1	1,620
Underoperative.....	2	1,470	1.8	1,470	2	1,470
Underclerk-typist.....	1	1,260	1	1,260	2	1,260
Custodial service:						
Grade 2. Assistant messenger.....	1	1,080	1	1,080	1	1,080
Grade 1. Junior messenger.....	2	600	2	600	3.5	600
Total permanent, departmental.....	89	184,983	86.7	180,977	106.6	230,936
Deduct lapses and administrative furloughs.....		17,696		13,690		6,146
Net permanent, departmental.....		167,287		167,287		224,790
PERSONAL SERVICES, FIELD						
Clerical, administrative, and fiscal service:						
Grade 12. Senior marketing specialist.....	6	4,700	6	4,700	5.8	4,697
Grade 11. Marketing specialist.....	1	3,800	1	3,800	1	3,800
Grade 9. Associate marketing specialist.....	23.2	3,359	23.1	3,359	28.5	3,334
Grade 7. Assistant marketing specialist.....	44.5	2,796	44.2	2,796	51	2,799

Salaries and Expenses, Bureau of Agricultural Economics—Con.

By objects	Obligations					
	Estimate, 1935		Estimate, 1934		Actual, 1933	
PERSONAL SERVICES, FIELD—continued	Posi- tions	Av. salary	Posi- tions	Av. salary	Posi- tions	Av. salary
Clerical, administrative, and fiscal service—Continued.						
Grade 5. Junior marketing specialist	12.1	\$2,074	11.8	\$2,075	16.2	\$2,073
Senior clerk	1	2,200	1	2,200	1	2,200
Senior telegrapher	1	2,600	1	2,600	1	2,600
Grade 4. Clerk	6	1,880	6	1,880	5.5	1,882
Telegrapher	46.5	1,975	46.1	1,975	58.4	1,956
Grade 3. Assistant clerk	23.9	1,762	23.5	1,762	28	1,761
Assistant clerk-stenographer	18.6	1,655	18.6	1,655	21.4	1,660
Assistant clerk-typist	1	1,680	1	1,680	1	1,680
Grade 2. Junior clerk	8	1,575	7.8	1,575	8	1,568
Junior clerk-stenographer	7.5	1,504	7.5	1,504	6.4	1,538
Junior stenographer	4	1,440	4	1,440	4.9	1,474
Junior clerk-typist	14.1	1,507	13.3	1,507	17.6	1,499
Junior operative	2	1,710	2	1,710	3	1,720
Grade 1. Under clerk-typist	2	1,290	2	1,290	2	1,290
Under operative	11.5	1,328	11.5	1,328	10.8	1,341
Custodial service:						
Grade 2. Assistant messenger	13	1,131	13	1,131	15.6	1,122
Grade 1. Junior messenger	5	648	5	648	6	640
Total permanent, field	251.9	532,043	249.4	527,240	293.1	617,845
Deduct lapses and administrative furloughs.		27,775		22,972		10,604
Net permanent, field		504,268		504,268		607,241
Temporary employees, field		15,544		15,544		14,263
All personal services, field		519,812		519,812		621,504
Total, departmental and field		687,099		687,099		846,294
Deduct legislative reductions		68,710		103,065		84,908
01 Personal services (net)		618,389		584,034		761,386
OTHER OBLIGATIONS						
02 Supplies and materials		51,475		50,380		55,212
04 Storage of motor cars		850		850		933
05 Communication service		280,344		280,344		322,223
06 Travel expenses		18,100		18,100		19,753
07 Transportation of things (service)		9,060		9,060		9,569
08 Printing and binding						2
10 Furnishing of heat, light, power, water, and electricity		201		201		349
11 Rents		18,038		20,525		28,486
12 Repairs and alterations		3,450		3,450		3,947
13 Special and miscellaneous current expenses		6,800		6,800		6,561
30 Equipment		3,886		3,886		4,832
Total other obligations		392,204		393,596		451,867
Grand total obligations		1,010,593		977,630		1,213,253
Received by transfer from—						
Navy Department:						
“Maintenance, Bureau of Supplies and Accounts”		-2,000		-1,600		-1,882
Marine Corps, “General expenses”		-200		-140		-144
Veterans’ Administration, “Salaries and expenses”		-5,000		-4,400		-4,946
War Department, “Subsistence of the Army”		-525		-490		-512
Net total obligations		1,002,868		971,000		1,205,769
Estimated savings and unobligated balances.				329,000		175,039
Total estimate or appropriation		1,002,868		1,300,000		1,380,808
BY ACTIVITIES OR PROJECTS						
1. Market reports on livestock, meats, and wool		392,102		380,630		445,928
2. Market news service on fruits and vegetables		403,674		390,570		463,913
3. Market news service on dairy and poultry products		130,152		125,640		160,996
4. Market news service on grain, hay, feed, and seed		65,627		63,190		114,025
5. Market news service on tobacco		11,313		10,970		20,907
Total		1,002,868		971,000		1,205,769
6. Received by transfer from—						
Navy Department:						
“Maintenance, Bureau of Supplies and Accounts”		2,000		1,600		1,882
Marine Corps, “General expenses”		200		140		144
Veterans’ Administration, “Salaries and expenses”		5,000		4,400		4,946
War Department, “Subsistence of the Army”		525		490		512
Grand total		1,010,593		977,630		1,213,253

Cotton statistics: To enable the Secretary of Agriculture to carry into effect the Act entitled “An Act authorizing the Secretary of Agriculture to collect and publish statistics of the grade and staple length of cotton,” approved March 3, 1927 (U.S.C., Supp. [V,] VI, title 7, secs. 471-476, [\$350,000] \$207,174 (U.S.C., title 5,

secs. 511, 512; title 7, secs. 411-414; U.S.C., Supp. VI, title 7, secs. 423-425, 451-457, 471-476, 501-508, 541-545, 551-568; act Mar. 3, 1933, 47 Stat., p. 1460).

Est. 1935, \$207,174

App. 1934, \$350,000

By objects	Obligations					
	Estimate, 1935		Estimate, 1934		Actual, 1933	
PERSONAL SERVICES, DEPARTMENTAL	Posi- tions	Av. salary	Posi- tions	Av. salary	Posi- tions	Av. salary
Professional service:						
Grade 5. Senior agricultural economist	1	\$4,800	1	\$4,800	1	\$4,800
Grade 4. Agricultural economist	1	3,800	1	3,800	1	3,800
Grade 2. Assistant agricultural economist	2	2,600	2	2,600	2	2,600
Grade 1. Junior agricultural economist	1	2,000	1	2,000	1	2,000
Junior librarian					1	2,300
Junior agricultural statistician	1	2,400	1	2,400	1	2,400
Junior cotton technologist					0.4	2,100
Clerical, administrative, and fiscal service:						
Grade 9. Senior administrative assistant					1	3,400
Grade 7. Assistant marketing specialist	1	3,200	1	3,200	1	3,200
Grade 4. Clerk	1	1,800	1	1,800	1	1,800
Clerk-stenographer					1	1,920
Head operative					1	1,920
Grade 3. Assistant clerk-stenographer	1	1,620	1	1,620	1	1,620
Senior operative	2.1	1,677	2.1	1,677	3	1,660
Grade 2. Junior clerk	2	1,470	2	1,470	1.4	1,483
Junior clerk-typist	1	1,620	1	1,620	1	1,620
Junior clerk-stenographer	2	1,440	2	1,440	3	1,440
Grade 1. Underoperative					3	1,260
Total permanent, departmental	16.1	35,782	16.1	35,782	25.8	53,656
Deduct lapses and administrative furloughs.		4,826		4,826		909
Net permanent, departmental		30,956		30,956		52,747
PERSONAL SERVICES, FIELD						
Professional service:						
Grade 5. Senior agricultural economist	1	4,800	1	4,800	1	4,800
Grade 3. Associate agricultural economist	4	3,275	4	3,275	4	3,275
Grade 2. Assistant agricultural economist	3.9	2,600	3.9	2,600	3.9	2,600
Grade 1. Junior agricultural economist	9.5	2,095	9.5	2,095	10	2,099
Junior cotton grade and staple estimator	8	2,000	8	2,000	9	2,000
Subprofessional service:						
Grade 6. Senior scientific aid					0.1	2,000
Grade 5. Scientific aid	2	1,800	2	1,800	2	1,800
Grade 4. Assistant scientific aid	1	1,740	1	1,740	1	1,740
Clerical, administrative, and fiscal service:						
Grade 12. Senior specialist in cotton classing	9	4,600	9	4,600	11	4,631
Senior marketing specialist	1	4,800	1	4,800	2.7	4,726
Grade 11. Specialist in cotton classing	3.7	3,800	3.5	3,800	4.1	3,800
Grade 5. Senior clerk					0.8	2,000
Grade 3. Assistant clerk-stenographer	5.9	1,649	5.9	1,649	6	1,650
Custodial service:						
Grade 2. Junior laborer	2.7	1,100	2.7	1,100	4.4	1,121
Total permanent, field	51.7	142,241	51.5	141,481	60	168,283
Deduct lapses and administrative furloughs.		13,220		12,460		5,985
Net permanent, field		129,021		129,021		162,298
Temporary employees, field		23,500		23,500		20,079
All personal services, field		152,521		152,521		182,377
Total, departmental and field		183,477		183,477		235,124
Deduct legislative reductions		18,348		27,522		22,675
01 Personal services (net)		165,129		155,955		212,449
OTHER OBLIGATIONS						
02 Supplies and materials		6,600		6,600		56,636
04 Storage of motor cars		1,530		1,530		1,538
05 Communication service		690		690		3,148
06 Travel expenses		25,085		25,085		35,432
07 Transportation of things (service)		1,400		1,400		2,033
08 Printing and binding		175		175		741
11 Rents		5,610		5,610		6,185
12 Repairs and alterations		60		60		6,707
13 Special and miscellaneous current expenses		300		300		722
30 Equipment		595		595		6,181
Total other obligations		42,045		42,045		119,323
Net total obligations		207,174		198,000		331,772
Estimated savings and unobligated balances.				152,000		40,728
Total estimate or appropriation		207,174		350,000		372,500

Tobacco stocks and standards: To enable the Secretary of Agriculture to carry into effect the provisions of the Act entitled “An Act to provide for the collection and publication of statistics of tobacco by the Department of Agriculture,” approved January 14, 1929 (U.S.C., Supp. [V,] VI, title 7, secs. 501-508), including the employment of persons and means in the city of Washington and elsewhere, [\$23,200] \$15,805 (U.S.C., title 5, secs. 511, 512;

title 7, secs. 411-414; U.S.C., Supp. VI, title 7, secs. 423-425, 451-457, 471-476, 501-508, 541-545, 551-568; act Mar. 3, 1933, 47 Stat., p. 1460).

Est. 1935, \$15,805

App. 1934, \$23,200

By objects	Obligations					
	Estimate, 1935		Estimate, 1934		Actual, 1933	
	Posi- tions	Av. salary	Posi- tions	Av. salary	Posi- tions	Av. salary
PERSONAL SERVICES, DEPARTMENTAL						
Clerical, administrative, and fiscal service:						
Grade 11. Marketing specialist.....	0.8	\$3,925	0.8	\$3,925	0.5	\$4,000
Grade 9. Associate marketing specialist.....	2	3,200	2	3,200	2	3,200
Grade 3. Assistant clerk-stenographer.....	1.7	1,659	1.7	1,659	0.7	1,800
Grade 2. Junior clerk-stenographer.....					0.7	1,560
Junior clerk-typist.....	1	1,500	1	1,500	1	1,500
Custodial service:						
Grade 2. Junior laborer.....	1	1,260	1	1,260	0.5	1,260
Total permanent, departmental.....	6.5	15,120	6.5	15,120	5.4	12,882
Deduct lapses and administrative furloughs.....		1,020		1,020		272
Net permanent, departmental.....		14,100		14,100		12,610
Deduct legislative reductions.....		1,410		2,115		1,271
01 Personal services (net).....		12,690		11,985		11,339
OTHER OBLIGATIONS						
02 Supplies and materials.....		250		250		354
05 Communication service.....		400		400		434
06 Travel expenses.....		2,015		2,015		2,161
07 Transportation of things (service).....		25		25		28
11 Rent.....						15
12 Repairs and alterations.....		100		100		98
13 Special and miscellaneous current ex- penses.....		25		25		18
30 Equipment.....		300		300		489
Total other obligations.....		3,115		3,115		3,597
Net total obligations.....		15,805		15,100		14,936
Estimated savings and unobligated bal- ances.....				8,100		9,464
Total estimate or appropriation.....		15,805		23,200		24,400

Perishable agricultural commodities Act: To enable the Secretary of Agriculture to carry into effect the provisions of the Act entitled "An Act to suppress unfair and fraudulent practices in the marketing of perishable agricultural commodities in interstate and foreign commerce" (U.S.C., Supp. [V.] VI, title 7, secs. 551-568), [\$165,000] \$120,727 (U.S.C., title 5, secs. 511, 512; title 7, secs. 411-414; U.S.C., Supp. VI, title 7, secs. 423-425, 451-457, 471-476, 501-508, 541-545, 551-568; act Mar. 3, 1933, 47 Stat., p. 1460).

Est. 1935, \$120,727

App. 1934, \$165,000

By objects	Obligations					
	Estimate, 1935		Estimate, 1934		Actual, 1933	
	Posi- tions	Av. salary	Posi- tions	Av. salary	Posi- tions	Av. salary
PERSONAL SERVICES, DEPARTMENTAL						
Professional service:						
Grade 5. Senior attorney.....			1	\$4,600	0.4	\$4,600
Clerical, administrative, and fiscal service:						
Grade 13. Principal marketing specialist.....	0.9	\$5,644	0.9	5,644	1.1	5,636
Grade 12. Senior marketing specialist.....	1	4,800	1	4,800	1	4,800
Grade 11. Marketing specialist.....	3	4,067	3	4,067	3	4,067
Grade 9. Associate marketing specialist.....	6	3,233	6	3,233	5.4	3,237
Grade 7. Assistant marketing specialist.....	1	2,600	1	2,600	1	2,600
Junior administrative assistant.....					1	2,600
Grade 5. Senior clerk.....	1	2,000	1	2,000	1.3	2,154
Head stenographer.....	1	2,000	2	2,000	1.5	2,000
Grade 4. Clerk.....	1	1,920	1	1,920	1	1,920
Clerk-stenographer.....	2	1,890	2	1,890	2.3	1,957
Grade 3. Assistant clerk.....	5	1,716	5	1,716	4	1,725
Assistant clerk-stenographer.....	4	1,620	4	1,620	5	1,620
Assistant clerk-typist.....	1	1,620	2	1,620	0.8	1,620
Grade 2. Junior clerk.....	3	1,540	3	1,540	1	1,440
Junior clerk-typist.....	6	1,480	6	1,480	8.6	1,472
Junior clerk-stenographer.....	2	1,500	2	1,500	3	1,480
Junior operative.....	1	1,440	2	1,500	2	1,500
Senior typist.....			1	1,440	1	1,440
Junior stenographer.....					0.3	1,440
Grade 1. Under clerk-typist.....	4	1,260	4	1,260	4	1,260
Under operative.....	2	1,260	2	1,260		
Custodial service:						
Grade 1. Junior messenger.....	1	600	1	600	1	600
Total permanent, departmental.....	45.9	96,559	50.9	107,779	49.7	105,289
Deduct lapses and administrative furloughs.....				1,000		6,329
Net permanent, departmental.....		96,559		106,779		98,960
Temporary employees, departmental.....		1,245		1,200		
All personal services, departmental.....		97,804		107,979		98,960

Salaries and Expenses, Bureau of Agricultural Economics—Con.

By objects	Obligations					
	Estimate, 1935		Estimate, 1934		Actual, 1933	
	Posi- tions	Av. salary	Posi- tions	Av. salary	Posi- tions	Av. salary
PERSONAL SERVICES, FIELD						
Clerical, administrative, and fiscal service:						
Grade 9. Associate marketing specialist.....	2	\$3,300	2	\$3,300	2.1	\$3,295
Grade 7. Assistant marketing specialist.....	1	3,100	1	3,100	1	3,100
Total permanent, field.....	3	9,700	3	9,700	3.1	10,020
Deduct lapses and administrative furloughs.....						54
Net permanent, field.....		9,700		9,700		9,966
Temporary employees, field.....						21
All personal services, field.....		9,700		9,700		9,987
Total, departmental and field.....		107,504		117,679		108,947
Deduct legislative reductions.....		10,750		17,652		11,567
01 Personal services (net).....		96,754		100,027		97,380
OTHER OBLIGATIONS						
02 Supplies and materials.....		2,840		2,840		2,259
04 Storage of motor cars.....		250		250		103
05 Communication service.....		2,605		2,605		1,345
06 Travel expenses.....		15,500		15,500		15,705
07 Transportation of things (service).....		150		150		149
11 Rents.....		908		908		713
13 Special and miscellaneous current ex- penses.....		600		600		403
30 Equipment.....		1,120		1,120		1,476
Total other obligations.....		23,973		23,973		22,153
Net total obligations.....		120,727		124,000		119,533
Estimated savings and unobligated bal- ances.....				41,000		55,567
Total estimate or appropriation.....		120,727		165,000		175,100

In all, salaries and expenses, [\$4,699,106] \$3,656,327.

Estimate 1935, \$3,656,327

Appropriated 1934, \$4,699,106

Enforcement of the United States Cotton Futures Act and United States Cotton Standards Act—

To enable the Secretary of Agriculture to carry into effect the provisions of the United States Cotton Futures Act, as amended March 4, 1919 (U.S.C., title 26, secs. 731-752), and to carry into effect the provisions of the United States Cotton Standards Act, approved March 4, 1923 (U.S.C., title 7, secs. 51-65), including all expenses necessary for the purchase of equipment and supplies; for travel; for the employment of persons in the city of Washington and elsewhere; and for all other expenses, including rent outside of the District of Columbia, that may be necessary in executing the provisions of these Acts, including such means as may be necessary for effectuating agreements heretofore or hereafter made with cotton associations, cotton exchanges, and other cotton organizations in foreign countries, for the adoption, use, and observance of universal standards of cotton classification, for the arbitration or settlement of disputes with respect thereto, and for the preparation, distribution, inspection, and protection of the practical forms or copies thereof under such agreements, [\$268,000] \$226,189 (U.S.C., title 7, secs. 51-65; title 26, secs. 731-752; act Mar. 3, 1933, 47 Stat., p. 1460).

Estimate 1935, \$226,189

Appropriated 1934, \$268,000

By objects	Obligations					
	Estimate, 1935		Estimate, 1934		Actual, 1933	
	Posi- tions	Av. salary	Posi- tions	Av. salary	Posi- tions	Av. salary
PERSONAL SERVICES, DEPARTMENTAL						
Professional service:						
Grade 5. Senior agricultural economist.....	1	\$4,800	1	\$4,800	1	\$4,800
Grade 2. Assistant agricultural economist.....	2	2,650	2	2,650	2.8	2,636
Assistant librarian.....	1	2,700	1	2,700	1	2,700
Grade 1. Junior cotton technologist.....	1	2,100	0.9	2,100	2.3	2,057
Junior librarian.....	1	2,000	1	2,000	1	2,000
Junior agricultural economist.....	2	2,100	2	2,100	0.5	2,000
Subprofessional service:						
Grade 7. Principal scientific aid.....	11	2,636	11	2,636	11	2,636
Grade 5. Scientific aid.....	3	1,880	3	1,880	3	1,880
Grade 3. Junior scientific aid.....	3	1,440	3	1,440	4	1,440

Enforcement of the United States Cotton Futures Act and United States Cotton Standards Act—Continued.

By objects	Obligations					
	Estimate, 1935		Estimate, 1934		Actual, 1933	
<i>Enforcement of the United States Cotton Futures and the United States Cotton Standards Acts—Continued.</i>						
PERSONAL SERVICES, DEPARTMENTAL—CON.	Posi- tions	Av. salary	Posi- tions	Av. salary	Posi- tions	Av. salary
Clerical, administrative, and fiscal service:						
Grade 13. Principal marketing specialist	1	\$6,000	1	\$6,000	1	\$6,000
Grade 12. Senior specialist in cotton class- ing	1.9	5,116	1.9	5,116	2	5,100
Senior marketing specialist	6	5,067	5.5	5,037	6.7	5,012
Grade 11. Marketing specialist	1	3,800	1	3,800	1	3,800
Grade 9. Associate marketing specialist					1	3,200
Grade 7. Assistant marketing specialist	1	3,000	1	3,000	1	3,000
Assistant in market exhibits	1	2,800	1	2,800	1	2,800
Assistant in market business practice	1	2,800	0.9	2,800	1	2,800
Grade 5. Senior photographer	1	2,500	1	2,500	1	2,500
Grade 4. Clerk	1	2,160	1	2,160	1	2,160
Grade 3. Assistant clerk	2	1,710	2	1,710	3.3	1,675
Assistant clerk-stenographer	3	1,642	3	1,642	2	1,650
Grade 2. Junior clerk	1	1,440	1	1,440	1	1,440
Junior clerk-stenographer	1	1,440	1	1,440	2	1,440
Junior operative					0.3	1,440
Grade 1. Underoperative	3	1,440	3	1,440	2.7	1,460
Custodial service:						
Grade 4. Assistant foreman of laborers	1	1,500	1	1,500	1	1,500
Grade 3. Senior laborer	7	1,346	7	1,346	7	1,346
Grade 2. Junior laborer	6	1,150	6	1,150	7	1,140
Grade 1. Junior messenger	1	600	1	600	1	600
Total permanent, departmental	64.9	157,206	64.2	154,018	70.6	170,072
Deduct lapses and administrative fur- loughs		8,949		5,761		2,272
Net permanent, departmental		148,257		148,257		167,800
PERSONAL SERVICES, FIELD						
Professional service:						
Grade 2. Assistant agricultural econ- omist	1.9	2,600	1.9	2,600	2	2,600
Grade 1. Junior cotton grade and staple estimator	1	2,000	1	2,000		
Subprofessional service:						
Grade 8. Chief scientific aid	1	2,900	1	2,900	1	2,900
Grade 7. Principal scientific aid	1	2,500	1	2,500	1	2,500
Grade 6. Senior scientific aid	1	2,000	1	2,000	0.9	2,000
Clerical, administrative, and fiscal service:						
Grade 12. Senior specialist in cotton class- ing	5.8	4,835	5.8	4,835	4.7	4,843
Grade 11. Specialist in cotton classing					1	3,800
Grade 9. Associate specialist in cotton classing	1	3,200	1	3,200	1	3,200
Associate marketing specialist	2	3,750	2	3,750	2	3,750
Grade 7. Assistant specialist in cotton classing	1	2,600	1	2,600	1	2,600
Grade 5. Senior clerk	1	2,000	1	2,000	0.2	2,000
Grade 3. Assistant clerk-stenographer	1	1,620	1	1,620	1	1,620
Grade 2. Junior clerk	3	1,620	2.9	1,626	3	1,620
Junior clerk-typist	0.1	1,620	0.1	1,620	1	1,620
Junior clerk-stenographer	0.9	1,440	0.9	1,440	1	1,440
Custodial service:						
Grade 2. Assistant messenger	1	1,080	1	1,080	0.4	1,080
Junior laborer	1	1,080	1	1,080	1	1,080
Total permanent, field	23.7	67,781	23.6	67,636	22.2	63,714
Deduct lapses and administrative furloughs		8,748		8,603		457
Net permanent, field		59,033		59,033		63,257
Temporary employees, field		500		500		2,154
All personal services, field		59,533		59,533		65,411
Total, departmental and field		207,790		207,790		233,211
Deduct legislative reductions		20,779		31,468		23,464
01 Personal services (net)		187,011		176,322		209,747
OTHER OBLIGATIONS						
02 Supplies and materials		3,558		3,558		3,917
05 Communication service		6,124		6,124		10,339
06 Travel expenses		16,800		16,800		23,548
07 Transportation of things (service)		4,130		4,130		6,770
08 Printing and binding		5		5		3
10 Furnishing heat, light, power, water, and electricity		3,263		3,263		3,392
11 Rents		3,070		3,070		3,357
12 Repairs and alterations		925		925		786
13 Special and miscellaneous current ex- penses		625		625		894
30 Equipment		678		678		883
Total other obligations		39,178		39,178		53,889
Net total obligations		226,189		215,500		263,636
Estimated savings and unobligated balances				52,500		25,424
Total estimate or appropriation		226,189		268,000		289,060

Enforcement of the United States Cotton Futures Act and United States Cotton Standards Act—Continued.

By objects	Obligations					
	Estimate, 1935		Estimate, 1934		Actual, 1933	
BY ACTIVITIES OR PROJECTS						
1. Administration of the acts.....	\$12,510		\$11,920		\$11,059	
2. Future and spot market investigations and cotton price quotations.....	34,507		33,510		48,501	
3. Preparation and distribution of official cotton standards.....	114,519		108,050		137,304	
4. Supervision of cotton classing.....	64,653		62,020		66,772	
Total.....	226,189		215,500		263,636	
Classification of cotton, revolving fund						
PERSONAL SERVICES, DEPARTMENTAL	Posi- tions	Av. salary	Posi- tions	Av. salary	Posi- tions	Av. salary
Clerical, administrative, and fiscal service:						
Grade 4. Clerk.....	1	\$1,860	1	\$1,860	1	\$1,860
Clerk-stenographer.....	1	1,920	1	1,920		
Total permanent, departmental.....	2	3,780	2	3,780	1	1,860
Deduct lapses and administrative furloughs.....		123		123		
Net permanent, departmental.....		3,657		3,657		1,860
PERSONAL SERVICES, FIELD						
Subprofessional service:						
Grade 8. Chief scientific aid.....	1	2,700	1	2,700	1	2,700
Grade 5. Scientific aid.....	3	1,840	3	1,840	3	1,840
Grade 4. Assistant scientific aid.....	5	1,704	5	1,704	5	1,704
Grade 3. Junior scientific aid.....	2	1,650	2	1,650	2	1,650
Clerical, administrative, and fiscal service:						
Grade 12. Senior marketing specialist.....	3.9	5,262	3.9	5,262	4	5,250
Senior specialist in cotton classing.....	9.6	4,635	9.6	4,635	9.5	4,642
Grade 7. Assistant marketing specialist.....	1	3,100	1	3,100	1	3,100
Assistant specialist in cotton classing.....	1	2,700	1	2,700	1	2,700
Grade 5. Senior clerk.....	3	2,300	3	2,300	3	2,300
Grade 4. Clerk.....	2	1,920	2	1,920	2	1,920
Grade 3. Assistant clerk-stenographer.....	1	1,620	1	1,620	1	1,620
Grade 2. Junior clerk.....	1	1,560	1	1,560	1	1,560
Junior clerk-stenographer.....	1	1,440	1	1,440	1	1,440
Junior clerk-typist.....	3	1,440	3	1,440	3	1,480
Custodial service:						
Grade 4. Assistant foreman.....	1.8	1,413	1.8	1,413	3	1,400
Total permanent, field.....	39.3	113,081	39.3	113,081	40.5	114,939
Deduct lapses and administrative furloughs.....		900		900		878
Net permanent, field.....		112,181		112,181		114,061
Temporary employees, field.....		41,760		42,032		3,331
All personal services, field.....		153,941		154,213		117,392
Total, departmental and field.....		157,598		157,870		119,252
Deduct legislative reductions.....		15,759		23,680		10,072
01 Personal services (net).....		141,839		134,190		109,180
OTHER OBLIGATIONS						
02 Supplies and materials.....		500		500		576
04 Storage of motor cars.....		500		500		421
05 Communication service.....		1,900		1,900		1,866
06 Travel expenses.....		1,000		1,000		990
07 Transportation of things (service).....		700		700		680
08 Printing and binding.....						2
10 Furnishing of heat, light, power, water, and electricity.....		300		300		286
11 Rents.....		10,876		10,876		19,524
12 Repairs and alterations.....		300		300		302
13 Special and miscellaneous current ex- penses.....		160		160		162
30 Equipment.....		1,166		1,166		392
Total other obligations.....		17,402		17,402		25,201
Net total obligations.....		159,241		151,592		134,381
Deduct entire amount in 1935, 1934, and 1933, this being a revolving fund not in- cluded in total.....		-175,000		-175,000		-144,453
Estimated savings and unobligated bal- ances.....		+15,759		+23,408		+10,072
Total estimate or appropriation.....						

Enforcement of the United States Grain Standards Act—

To enable the Secretary of Agriculture to carry into effect the provisions of the United States Grain Standards Act, including rent outside of the District of Columbia and the employment of such persons and means as the Secretary of Agriculture may deem necessary, in the city of Washington and elsewhere, **[\$765,000]** \$644,397 (U.S.C., title 7, secs. 71-87; act Mar. 3, 1933, 47 Stat., p. 1460).

Estimate 1935, **\$644,397**

Appropriated 1934, **\$765,000**

Enforcement of the United States Grain Standards Act—Continued.

By objects	Obligations					
	Estimate, 1935		Estimate, 1934		Actual, 1933	
	Posi- tions	Av. salary	Posi- tions	Av. salary	Posi- tions	Av. salary
PERSONAL SERVICES, DEPARTMENTAL						
Professional service:						
Grade 1. Junior librarian.....	1	\$2,200	1	\$2,200	1	\$2,200
Subprofessional service:						
Grade 4. Junior library assistant.....	1	1,620	1	1,620		
Clerical, administrative, and fiscal service:						
Grade 13. Principal marketing specialist.....	1	5,620	1	5,620	1	5,800
Grade 12. Senior administrative officer.....	1	5,000	1	5,000	1	5,000
Grade 7. Assistant marketing specialist.....	1	3,000	1	3,000	1	3,000
Junior administrative assistant.....	1	3,200	1	3,200	1	3,200
Grade 6. Principal clerk.....	1	2,800	1	2,800	1	2,800
Grade 5. Senior clerk.....	2	2,400	1.9	2,405	2	2,400
Grade 4. Clerk.....	2	2,040	2	2,040	2	2,040
Clerk-stenographer.....	1	1,920	1	1,920	1	1,920
Grade 3. Assistant clerk.....	2	1,740	2	1,740	2	1,740
Grade 2. Junior clerk.....	2	1,590	2	1,590	2.8	1,654
Junior operative.....	1	1,560	1	1,560	1	1,560
Junior clerk-typist.....	1	1,440	1	1,440	0.9	1,440
Grade 1. Underoperative.....	2	1,500	1.8	1,530	2	1,500
Underclerk.....	1	1,260	1	1,260	1	1,260
Custodial service:						
Grade 3. Messenger.....	1	1,260	1	1,260	1	1,260
Grade 2. Assistant messenger.....	1	1,080	1	1,080	1	1,080
Total permanent, departmental.....	23	50,500	22.7	50,024	22.7	50,367
Deduct lapses and administrative furloughs.....		2,147		1,671		1,311
Net permanent, departmental.....		48,353		48,353		49,056
PERSONAL SERVICES, FIELD						
Clerical, administrative, and fiscal service:						
Grade 13. Principal marketing specialist.....	1	5,600	1	5,600	1	5,600
Grade 12. Senior marketing specialist.....	17	4,647	17	4,647	17	4,647
Grade 11. Marketing specialist.....	3	3,800	3	3,800	3	3,800
Grade 9. Associate marketing specialist.....	34	3,376	34	3,376	34	3,376
Grade 7. Assistant marketing specialist.....	32	2,841	32	2,841	32	2,841
Grade 6. Principal junior marketing specialist.....	27	2,467	27	2,467	27	2,467
Grade 5. Junior supervisor of grain inspection.....	84	2,089	84	2,089	88	2,089
Grade 4. Clerk.....	7	2,031	7	2,031	7	2,031
Grade 3. Assistant clerk.....	29	1,721	29	1,721	30	1,722
Assistant clerk-stenographer.....	8	1,650	8	1,650	6.8	1,655
Grade 2. Junior clerk.....	8.5	1,539	8.5	1,539	8.8	1,535
Junior clerk-typist.....	5	1,548	5	1,548	5	1,536
Junior clerk-stenographer.....	4	1,545	4	1,545	4	1,545
Custodial service:						
Grade 2. Assistant messenger.....	1	1,080	1	1,080	1	1,080
Total permanent, field.....	260.5	649,188	260.5	649,188	264.6	657,715
Deduct lapses and administrative furloughs.....		39,547		39,547		5,370
Net permanent, field.....		609,641		609,641		652,345
Temporary employees, field.....						248
All personal services, field.....		609,641		609,641		652,593
Total departmental and field.....		657,994		657,994		701,649
Deduct legislative reductions.....		65,799		99,449		70,793
01 Personal services (net).....		592,195		558,545		630,856
OTHER OBLIGATIONS						
02 Supplies and materials.....		8,000		8,000		10,372
04 Storage of motor cars.....		2,747		2,747		4,112
05 Communication service.....		6,700		6,700		9,332
06 Travel expenses.....		10,000		10,000		15,367
07 Transportation of things (service).....		2,711		2,711		2,211
08 Printing and binding.....		2		2		2
10 Furnishing of heat, light, power, water, and electricity.....		600		600		627
11 Rents.....		16,742		23,705		36,684
12 Repairs and alterations.....		4,000		4,000		5,958
13 Special and miscellaneous current expenses.....						689
30 Equipment.....		700		700		5,554
Total other obligations.....		52,202		59,165		90,908
Net total obligations.....		644,397		617,710		721,764
Estimated savings and unobligated balances.....				147,290		111,606
Total estimate or appropriation.....		644,397		765,000		833,370
BY ACTIVITIES OR PROJECTS						
1. Administration of the act.....		589,030		564,910		661,822
2. Inspection efficiency.....		31,500		29,900		33,294
3. Board of review.....		23,867		22,900		26,648
Total.....		644,397		617,710		721,764

Administration of the United States Warehouse Act—

To enable the Secretary of Agriculture to carry into effect the provisions of the United States Warehouse Act, including the payment of such rent outside of the District of Columbia and the

employment of such persons and means as the Secretary of Agriculture may deem necessary in the city of Washington and elsewhere, [§296,220] \$271,383 (U.S.C., title 7, secs. 241-273; act Mar. 3, 1933, 47 Stat., p. 1460).

Estimate 1935, \$271,383

Appropriated 1934, \$296,220

By objects	Obligations					
	Estimate, 1935		Estimate, 1934		Actual, 1933	
	Posi- tions	Av. salary	Posi- tions	Av. salary	Posi- tions	Av. salary
PERSONAL SERVICES, DEPARTMENTAL						
Subprofessional service:						
Grade 5. Library assistant.....	1	\$1,800	1	\$1,800	1	\$1,800
Clerical, administrative, and fiscal service:						
Grade 13. Principal marketing specialist.....	1	6,000	1	6,000	1	6,000
Grade 12. Senior marketing specialist.....	1	4,600	1	4,600	1	4,600
Grade 9. Associate warehouse examiner.....	1	3,300	1	3,300	1	3,300
Grade 7. Assistant marketing specialist.....	2	3,100	2	3,100	2	3,100
Grade 5. Senior clerk.....	1	2,500	1	2,500	2	2,500
Grade 4. Clerk.....	1	2,100	1	2,100	1	2,100
Grade 3. Senior stenographer.....	1	1,620	1	1,620	1	1,620
Assistant clerk-stenographer.....	1	1,740	1	1,740		
Grade 2. Junior clerk.....	1	1,440	1	1,440	1	1,440
Junior clerk-typist.....	1	1,440	1	1,440	1	1,440
Grade 1. Underoperative.....	2	1,350	2	1,350	1.5	1,380
Custodial service:						
Grade 1. Junior messenger.....	1	720	1	720	1	720
Total permanent, departmental.....	15	36,160	15	36,160	14.5	36,290
Deduct lapses and administrative furloughs.....		200		200		432
Net permanent, departmental.....		35,960		35,960		35,858
PERSONAL SERVICES, FIELD						
Clerical, administrative, and fiscal service:						
Grade 12. Senior warehouse examiner.....					1	4,800
Senior marketing specialist.....	2	4,800	2	4,800	2	4,800
Grade 11. Warehouse examiner.....	1	3,800	1	3,800	0.4	3,800
Grade 9. Associate warehouse examiner.....	10	3,280	10	3,280	9	3,289
Associate marketing specialist.....	1	3,500	1	3,500	1	3,500
Grade 7. Assistant warehouse examiner.....	34	2,685	34	2,685	33.3	2,687
Assistant marketing specialist.....	5	2,800	5	2,800	5	2,800
Grade 5. Junior warehouse examiner.....	1	2,100	1	2,100	1	2,100
Grade 3. Assistant clerk.....	5	1,788	5	1,788	6	1,780
Assistant clerk-stenographer.....	1	1,620	1	1,620	0.9	1,620
Grade 2. Junior stenographer.....	2	1,440	2	1,440	2.4	1,440
Junior clerk-stenographer.....	1	1,620	1	1,620	1	1,620
Junior clerk.....	0.5	1,440	0.5	1,440		
Total permanent, field.....	63.5	172,870	63.5	172,870	63	171,812
Deduct lapses and administrative furloughs.....		2,219		2,219		8,112
Net permanent, field.....		170,651		170,651		163,700
Temporary employees, field.....		3,340		3,340		265
All personal services, field.....		173,991		173,991		163,965
Total, departmental and field.....		209,951		209,951		199,823
Deduct legislative reductions.....		20,995		31,793		19,104
01 Personal services (net).....		188,956		178,158		180,719
OTHER OBLIGATIONS						
02 Supplies and materials.....		3,560		3,560		3,144
04 Storage of motor cars.....		230		230		237
05 Communication service.....		1,425		1,425		1,316
06 Travel expenses.....		70,000		70,000		67,678
07 Transportation of things (service).....		1,500		1,500		1,560
10 Furnishing of heat, light, power, water, and electricity.....		13		13		11
11 Rents.....		215		1,350		1,337
12 Repairs and alterations.....		500		500		1,799
13 Special and miscellaneous current expenses.....		47		47		322
30 Equipment.....		4,937		4,937		3,857
Total other obligations.....		82,427		83,562		81,261
Net total obligations.....		271,383		261,720		261,980
Estimated savings and unobligated balances.....				34,500		51,040
Total estimate or appropriation.....		271,383		296,220		313,020

Enforcement of Standard Container, Hamper, and Produce Agency Acts—

To enable the Secretary of Agriculture to carry into effect the Act entitled "An Act to fix standards for Climax baskets for grapes and other fruits and vegetables, and to fix standards for baskets and other containers for small fruits, berries, and vegetables, and for other purposes," approved August 31, 1916 (U.S.C., title 15, secs. 251-256), the Act entitled "An Act to fix standards for hampers, round stave baskets, and splint baskets for fruits and vegetables, and for other purposes," approved May 21, 1928 (U.S.C., Supp. [V.] VI, title 15, secs. 257-257i), and the Act entitled "An Act to prevent the destruction or dumping, without

good and sufficient cause therefor, of farm produce received in interstate commerce by commission merchants and others and to require them truly and correctly to account for all farm produce received by them," approved March 3, 1927 (U.S.C., Supp. [V.] VI, title 7, secs., 491-497), including the purchase of such perishable farm products as may be necessary for detection of violations of the latter Act: *Provided*, That all receipts from the sale of such products shall be credited to this appropriation, and shall be reexpendable therefrom, and including the employment of such persons and means as the Secretary of Agriculture may deem necessary in the city of Washington and elsewhere, **[\$34,120] \$29,035** (U.S.C., title 15, secs. 251-256; U.S.C., Supp. VI, title 7, secs. 491-497; title 15, secs. 257-257i; act Mar. 3, 1933, 47 Stat., p. 1461).

Estimate 1935, **\$29,035**

Appropriated 1934, **\$34,120**

By objects	Obligations					
	Estimate, 1935		Estimate, 1934		Actual, 1933	
PERSONAL SERVICES, DEPARTMENTAL	Posi- tions	Av. salary	Posi- tions	Av. salary	Posi- tions	Av. salary
Clerical, administrative, and fiscal service:						
Grade 13. Principal marketing specialist.....	0.3	\$5,733	0.3	\$5,733	0.2	\$5,800
Grade 11. Marketing specialist.....	1	3,800	1	3,800	1	3,800
Grade 9. Associate marketing specialist.....	1	3,200	1	3,200	1	3,200
Grade 7. Assistant marketing specialist.....	1	2,800	1	2,800	1	2,800
Grade 4. Clerk.....	1	1,860	1	1,860	1	1,860
Grade 3. Assistant clerk.....	2	1,740	2	1,740	2	1,740
Assistant clerk-stenographer.....	1	1,620	1	1,620	1	1,620
Grade 2. Junior clerk.....	2	1,440	2	1,440	3	1,520
Junior clerk-typist.....	1	1,440	1	1,440		
Junior clerk-stenographer.....	2	1,440	2	1,440	2	1,440
Total permanent, departmental.....	12.3	25,680	12.3	25,680	12.2	25,360
Deduct lapses and administrative furloughs.....		580		580		194
Net permanent, departmental.....		25,100		25,100		25,166
Deduct legislative reduction.....		2,510		3,765		2,578
01 Personal services (net).....		22,590		21,335		22,588
OTHER OBLIGATIONS						
02 Supplies and materials.....		375		375		370
05 Communication service.....		275		275		265
06 Travel expenses.....		4,695		4,695		3,366
07 Transportation of things (service).....		800		800		586
12 Repairs and alterations.....		75		75		66
13 Special and miscellaneous current ex- penses.....		75		75		73
30 Equipment.....		150		150		130
Total other obligations.....		6,445		6,445		4,856
Net total obligations.....		29,035		27,780		27,444
Estimated savings and unobligated bal- ances.....				6,340		16,356
Total estimate or appropriation.....		29,035		34,120		43,800
BY ACTIVITIES OR PROJECTS						
1. Enforcement of the Standard Container Acts.....		19,278		18,490		18,294
2. Enforcement of the Produce Agency Act.....		9,757		9,290		9,150
Total.....		29,035		27,780		27,444

Salaries and Expenses, Wool Division, Bureau of Agricultural Economics—

[To enable the Bureau of Agricultural Economics to complete the work of the domestic wool section of the War Industries Board and to enforce Government regulations for handling the wool clip of 1918 as established by the wool division of said board, pursuant to the Executive order dated December 31, 1918, transferring such work to the said bureau, \$2,814, and to continue, as far as practicable, the distribution among the growers of the wool clip of 1918 of all sums heretofore or hereafter collected or recovered with or without suit by the Government from all persons, firms, or corporations, which handled any part of the wool clip of 1918] (Executive order Dec. 31, 1918; act Mar. 3, 1933, 47 Stat., p. 1461).

Appropriated 1934, **\$2,814**

Salaries and Expenses, Wool Division, Bureau of Agricultural Economics—Continued.

By objects	Obligations					
	Estimate, 1935		Estimate, 1934		Actual, 1933	
PERSONAL SERVICES, DEPARTMENTAL	Posi- tions	Av. salary	Posi- tions	Av. salary	Posi- tions	Av. salary
Clerical, administrative, and fiscal service: Grade 9. Accountant and auditor					0.7	\$3,200
Total permanent, departmental					0.7	2,240
Deduct lapses and administrative furloughs						560
Net permanent, departmental						1,680
Deduct legislative furloughs						140
01 Personal services (net)						1,540
OTHER OBLIGATIONS						
02 Supplies and materials						10
05 Communication service						1
06 Travel expenses						222
12 Repairs and alterations						22
Total other obligations						255
Grand total obligations						1,795
Estimated savings and unobligated bal- ances				\$2,814		1,205
Total estimate or appropriation				2,814		3,000

Annual appropriations, general fund:

Estimate 1935, **\$4,827,331**

Appropriated 1934, **\$6,065,260**

Special funds:

Expenses, Cotton Standards Act—

All money received as fees for classing cotton and licensing classifiers of cotton under the Cotton Standards Act from the sale of copies of the practical forms of the official cotton standards of the United States, and from the sale of cotton purchased for the preparation of such copies and condemned as unsuitable for such use are covered into the Treasury and constitute a special fund, which is used to defray the expenses of classing spot cotton, upon request, by employees of the Department, the licensing of classifiers and the purchase of cotton to be used in preparing copies of the standards (U.S.C., title 7, secs. 51-65) (submitted).

Estimate 1935, **\$34,490**

Appropriated 1934, (*)

* \$34,490 also available for 1934 from money received as fees for classing cotton, etc.

By objects	Obligations					
	Estimate, 1935		Estimate, 1934		Actual, 1933	
PERSONAL SERVICES, DEPARTMENTAL	Posi- tions	Av. salary	Posi- tions	Av. salary	Posi- tions	Av. salary
Clerical, administrative, and fiscal service:						
Grade 12. Senior marketing specialist					0.7	\$5,400
Grade 9. Senior administrative assistant	1	\$3,400	1	\$3,400		
Grade 2. Junior clerk					0.4	1,500
Total permanent, departmental	1	3,400	1	3,400	1.1	4,380
Deduct lapses and administrative furloughs						280
Net permanent, departmental		3,400		3,400		4,100
Deduct legislative reductions		340		510		457
01 Personal services (net)		3,060		2,890		3,643
OTHER OBLIGATIONS						
02 Supplies and materials		200		200		43
05 Communication service		50		50		31
06 Travel expenses		100		100		
07 Transportation of things (service)		5		5		5
08 Printing and binding		5		5		
13 Special and miscellaneous current ex- penses		50		50		30
30 Equipment		200		200		154
33 Stores purchased for resale		30,820		31,500		25,224
Total other obligations		31,430		32,110		25,487
Total estimate or appropriation		34,490		35,000		29,130

Establishing Wool Standards—

Not to exceed **[\$30,000] \$25,223** of the funds collected from persons, firms, or corporations which handled any part of the wool clip of 1918, which the Secretary of Agriculture finds it impracticable to distribute among woolgrowers, shall be deposited in the Treasury to the credit of a special fund which is hereby appropriated for the fiscal year **[1934] 1935** for the purpose of carrying into effect the provisions of the Act entitled "An Act to authorize the appropriation for use by the Secretary of Agriculture of certain funds for wool standards, and for other purposes," approved May 17, 1928 (U.S.C., Supp. **[V,] VI**, title 7, secs. 415b-415d), including personal services and other necessary expenses in the District of Columbia and elsewhere (U.S.C., Supp. **VI**, title 7, secs. 415b-415d; act Mar. 3, 1933, 47 Stat., p. 1461).

Estimate 1935, **\$25,223**Appropriated 1934, **\$30,000**

By objects	Obligations					
	Estimate, 1935		Estimate, 1934		Actual, 1933	
	Posi- tions	Av. salary	Posi- tions	Av. salary	Posi- tions	Av. salary
PERSONAL SERVICES, DEPARTMENTAL						
Professional service:						
Grade 4. Wool technologist.....	1	\$3,800	1	\$3,800	1	\$3,800
Clerical administrative and fiscal service:						
Grade 13. Principal marketing specialist.....	0.5	6,000	0.5	6,000	0.5	6,000
Grade 11. Marketing specialist.....	2	3,800	2	3,800	2	3,800
Grade 10. Principal associate marketing specialist.....					1	3,700
Grade 9. Associate marketing specialist.....	2	3,300	2	3,300	1.3	3,246
Grade 5. Junior marketing specialist.....	1	2,300	1	2,300	1.7	2,300
Grade 3. Assistant clerk-stenographer.....	1	1,620	1	1,620	1	1,620
Grade 2. Junior clerk-typist.....	2	1,470	2	1,470	2.1	1,440
Custodial service:						
Grade 3. Senior laborer.....	1	1,440	1.8	1,333	2	1,320
Total permanent, departmental.....	10.5	29,300	11.3	30,259	12.6	33,514
Deduct lapses and administrative fur- loughs.....		2,831		3,800		3,333
Net permanent, departmental.....		26,469		26,459		30,181
Deduct legislative reductions.....		2,646		3,969		3,018
01 Personal services (net).....		23,823		22,490		27,163
OTHER OBLIGATIONS						
02 Supplies and materials.....		345		355		471
05 Communication service.....		90		90		119
06 Travel expenses.....		780		780		1,072
07 Transportation of things (service).....		85		85		106
12 Repairs and alterations.....		75		75		91
30 Equipment.....		25		25		31
Total other obligations.....		1,400		1,410		1,890
Net total obligations.....		25,223		23,900		29,053
Estimated savings and unobligated balances.....				6,100		10,247
Total estimate or appropriation.....		25,223		30,000		39,300

Total, Bureau of Agricultural Economics, **[\$6,095,260] \$4,887,044** of which amount not to exceed **[\$2,172,989] \$1,801,790** may be expended for personal services in the District of Columbia, and not to exceed \$22,200 shall be available for the purchase of motor-propelled and horse-drawn passenger-carrying vehicles necessary in the conduct of field work outside the District of Columbia.

General and special funds:

Estimate 1935, **\$4,887,044**Appropriated 1934, **\$6,095,260***Agricultural Adjustment Administration, Bureau of Agricultural Economics—*

By objects	Obligations					
	Estimate, 1935		Estimate, 1934		Actual, 1933	
	Posi- tions	Av. salary	Posi- tions	Av. salary	Posi- tions	Av. salary
PERSONAL SERVICES, DEPARTMENTAL						
Professional service:						
Grade 5. Senior agricultural statistician.....			1.8	\$4,700		
Senior cotton technologist.....			0.3	4,800		
Senior agricultural economist.....			1.3	5,400		
Grade 4. Agricultural statistician.....			1	3,800		
Agricultural economist.....			3.3	3,836		
Grade 3. Associate agricultural economist.....			2	3,375		
Grade 2. Assistant agricultural economist.....			1.6	2,614		
Grade 1. Junior agricultural economist.....			0.2	2,050		
Junior cotton technologist.....			0.1	2,000		
Subprofessional service:						
Grade 2. Under scientific helper.....			0.3	1,260		

Agricultural Adjustment Administration, Bureau of Agricultural Economics—Continued.

By objects	Obligations					
	Estimate, 1935		Estimate, 1934		Actual, 1933	
	Posi- tions	Av. salary	Posi- tions	Av. salary	Posi- tions	Av. salary
PERSONAL SERVICES, DEPARTMENTAL—CON.						
Clerical, administrative, and fiscal service:						
Grade 12. Senior marketing specialist.....		0.9	\$5,044			
Grade 11. Marketing specialist.....		0.3	3,800			
Grade 9. Associate marketing specialist.....		0.9	3,432			
Grade 7. Assistant marketing specialist.....		0.2	3,000			
Assistant in marketing business practice.....		0.1	2,800			
Grade 5. Junior marketing specialist.....		1.3	2,035			
Senior clerk.....		0.6	2,550			
Grade 4. Clerk.....		2.7	1,960			
Grade 3. Assistant clerk.....		5.4	1,696			
Assistant clerk-stenographer.....		0.2	1,680			
Head typist.....		0.2	1,800			
Grade 2. Junior clerk.....		2.5	1,556			
Junior clerk-typist.....		1	1,482			
Junior operator.....		1.1	1,475			
Junior clerk-stenographer.....		0.2	1,620			
Grade 1. Underclerk.....		0.2	1,350			
Underoperator.....		0.5	1,392			
Custodial service:						
Grade 5. Senior laborer.....		0.5	1,308			
Grade 1. Junior messenger.....		0.2	600			
Total permanent, departmental.....		30.9	83,325			
PERSONAL SERVICES, FIELD						
Professional service:						
Grade 5. Senior agricultural statistician.....		2.8	4,660			
Senior crop and livestock estimator.....		0.7	4,600			
Grade 4. Assistant agricultural commis- sioner.....		0.3	4,200			
Agricultural statistician.....		1.7	3,900			
Agricultural economist.....		0.1	3,800			
Crop and livestock estimator.....		1.5	3,850			
Grade 3. Associate agricultural statis- tician.....		0.5	3,340			
Associate agricultural economist.....		0.1	3,200			
Associate crop and livestock estimator.....		1.8	3,300			
Grade 2. Assistant crop and livestock estimator.....		0.5	2,800			
Grade 1. Junior cotton technologist.....		0.2	2,000			
Junior agricultural economist.....		0.1	2,000			
Subprofessional service:						
Grade 3. Junior scientific aid.....		0.2	1,440			
Clerical, administrative, and fiscal service:						
Grade 13. Principal marketing specialist.....		2	5,800			
Grade 12. Senior marketing specialist.....		1.2	4,600			
Grade 11. Specialist in cotton classifica- tion.....		0.6	3,800			
Grade 9. Associate marketing specialist.....		0.2	3,300			
Grade 7. Assistant marketing specialist.....		0.5	2,820			
Grade 5. Junior marketing specialist.....		0.6	2,000			
Grade 4. Telegrapher.....		0.4	2,100			
Grade 3. Assistant clerk-stenographer.....		0.7	1,666			
Assistant clerk.....		0.6	1,705			
Grade 2. Junior clerk-typist.....		0.8	1,478			
Junior clerk.....		0.6	1,613			
Junior clerk-stenographer.....		1	1,440			
Junior stenographer.....		0.1	1,440			
Grade 1. Underoperative.....		0.3	1,260			
Custodial service:						
Grade 1. Junior messenger.....		0.3	600			
Total permanent, field.....		20.4	70,522			
Temporary employees, field.....			23,689			
All personal services, field.....			94,211			
Total, departmental and field.....			177,536			
Deduct legislative reductions.....			26,631			
Total cash payment, salaries and wages.....			150,905			
Add cash allowances for quarters, heat, light, etc., incident to personal services (foreign service).....			2,160			
01 Total cash payment, salaries, wages, and allowances.....			153,065			
OTHER OBLIGATIONS						
02 Supplies and materials.....			4,204			
05 Communication service.....			6,503			
06 Travel expenses.....			25,971			
Total other obligations.....			36,678			
Grand total obligations.....			189,743			
Received by transfer from Agricultural Adjustment Administration.....			-189,743			
Total estimate or appropriation.....						

Statement of proposed expenditures for the purchase, maintenance, repair, and operation of motor-propelled and horse-drawn passenger-carrying vehicles in the conduct of the field work of the Department of Agriculture outside of the District of Columbia, for the fiscal year ending June 30, 1935, as required by section 5 of the act of July 16, 1914 (U.S.C., p. 35, sec. 78)

BUREAU OF AGRICULTURAL ECONOMICS

Appropriation	For purchase						Old vehicles still to be used	Total maintenance, repair, and operation, all cars	Public purpose and users	
	New vehicles (motors, unless otherwise indicated)			Old vehicles to be exchanged						
	Number	Description	Gross cost	Number	Description	Allowance (estimated)				
Farm management and practice.....								3	\$600	Research specialists on farm management problems. Old cars still to be used in the vicinity of Tifton, Ga., and at various points throughout the West and Middle West.
Marketing and distributing farm products.....	1	Coach.....	\$500	1	Coach.....	\$150	\$350	1	400	Specialists making investigations of grain handling and marketing. Vehicle to be replaced is located at New Orleans, La. Old car still to be used at San Francisco, Calif.
Crop and livestock estimates.....	1	Coach.....	500	1	Coach.....	150	350	7	1,600	Personnel engaged in making crop and livestock estimates. Vehicle to be replaced located at Oklahoma City, Okla. Old cars still to be used at Denver, Colo.; Raleigh, N.C.; Gulfport, Miss.; Helena, Mont.; Austin, Tex. (2); and Portland, Oreg.
Market inspection of farm products.....	5	Coupe.....	4,000	5	Coupe.....	675	2,925	18	5,200	Inspectors and supervisors engaged in the inspection of fruits and vegetables. Vehicles to be replaced at Baltimore, Md.; Chicago, Ill.; Minneapolis, Minn.; Newark, N.J.; New Haven, Conn.; New Orleans, La.; New York, N. Y.; and Springfield, Mass. Old cars still to be used at Atlanta, Ga.; Boston, Mass.; Cincinnati, Ohio; Cleveland, Ohio; Harlingen, Tex.; Kansas City, Mo.; Milwaukee, Wis.; New York, N.Y.; Philadelphia, Pa.; Portland, Oreg.; St. Louis, Mo.; Salt Lake City, Utah; Pittsburgh, Pa. (2); Hartford, Conn.; Omaha, Nebr.; San Francisco, Calif.; and Chicago, Ill.
Do.....	3	Coach.....		3	Coach.....	400				
Do.....	3	do.....	1,500	3	do.....	450	1,050	3	1,200	Inspectors and supervisors engaged on the inspection and grading of dairy and poultry products. Vehicles to be replaced at Chicago, Ill.; Philadelphia, Pa.; and Los Angeles, Calif. Old cars still to be used at Portland, Oreg.; San Francisco, Calif.; and Seattle, Wash.
Do.....								1	200	Inspectors and supervisors engaged in the inspection of hay. Old car still to be used at Kansas City, Mo.
Do.....	2	Coupe.....	1,000	2	Coupe.....	300	700	1	600	Graders engaged in grading meats. Vehicles to be replaced at Chicago, Ill., and Boston, Mass. Old car still to be used at East St. Louis, Ill.
Do.....								1	200	Inspectors and supervisors engaged in the inspection and grading of tobacco. Old car still to be used in vicinity of South Boston, Va.
Market news service.....	2	Coupe.....	1,500	2	Coupe.....	250	1,100	4	1,400	Market reporters engaged in gathering information on prices and market conditions on fruits and vegetables. Vehicles to be replaced at Baltimore, Md.; Philadelphia, Pa.; and Portland, Oreg. Old cars still to be used at Chicago, Ill.; Cincinnati, Ohio; Detroit, Mich.; and Los Angeles, Calif.
Do.....	1	Coach.....		1	Coach.....	150				
Do.....	2	Coupe.....	1,000	2	Coupe.....	250	750	1	600	Market reporters engaged in gathering information on prices and market conditions on livestock and meats. Vehicles to be replaced at Chicago, Ill., and Ogden, Utah. Old car still to be used at Des Moines, Iowa.
Estimate cotton grade and staple.....	10	do.....	5,000	10	do.....	1,250	3,750	21	6,200	Cotton classifiers engaged in making estimates of the grade and staple of cotton. Vehicles to be replaced at Atlanta, Ga. (2); Austin, Tex. (4); Dallas, Tex. (2); Memphis, Tenn. (2). Old cars still to be used at Atlanta, Ga. (6); Austin, Tex. (4); Dallas, Tex. (4); El Paso, Tex. (3); Memphis, Tenn. (4).
Enforcement of Perishable Agricultural Commodities Act.....	1	do.....	500	1	do.....	125	375	1	400	Inspectors engaged in carrying out the Perishable Agricultural Commodities Act. Car to be replaced at Atlanta, Ga. Old car still to be used at Louisville, Ky.
Enforcement of the U.S. Cotton Futures Act.....	4	Coach.....	2,000	4	3 coach.....	300	1,600	2	1,200	Cotton specialists engaged on the enforcement of the Cotton Futures and Cotton Standards Act. Vehicles to be exchanged at Charleston, S.C.; Galveston, Tex.; Mobile, Ala.; and Savannah, Ga. Old cars still to be used at Houston, Tex., and New Orleans, La.
Do.....					1 touring.....	100				
Enforcement of the U.S. Grain Standards Act.....	2	Coach.....	4,500	4	Roadster.....	400	3,475	40	9,800	Grain supervisors and samplers engaged in supervision of grain grading under U.S. Grain Standards Act. Vehicles to be replaced at Chicago (2); Cincinnati, Ohio; Galveston, Tex.; Kansas City, Mo.; Minneapolis, Minn.; New Orleans, La.; Portland, Oreg.; Tacoma, Wash. Old cars still to be used at Albany, N.Y.; Boston, Mass.; Buffalo, N.Y. (3); Cairo, Ill.; Chicago, Ill. (5); Duluth, Minn. (3); Fort Worth, Tex.; Great Falls, Mont.; Galveston, Tex. (2); Indianapolis, Ind.; Kansas City, Mo. (4); Memphis, Tenn.; Minneapolis, Minn. (4); New Orleans, La.; New York, N.Y.; Peoria, Ill.; Philadelphia, Pa.; Portland, Oreg. (2); San Francisco, Calif.; Seattle, Wash.; Spokane, Wash.; St. Louis, Mo. (2); Toledo, Ohio.
Do.....	7	Roadster.....		2	Coach.....	300				
Do.....				3	Truck.....	325				
Administration of the U.S. Warehouse Act.....	15	Coupe.....	7,500	15	Coupe.....	1,725	5,775	9	4,800	Warehouse examiners engaged in inspecting warehouses under U.S. Warehouse Act. Vehicles to be replaced at Atlanta, Ga. (3); Indianapolis, Ind.; Memphis, Tenn.; Omaha, Nebr. (2); Portland, Oreg. (3); Raleigh, N.C. (3); Wichita, Kans.; and Dallas, Tex. Old cars still to be used at Atlanta, Ga.; Indianapolis, Ind.; New Orleans, La.; Portland, Oreg.; Raleigh, N.C. (2); Wichita, Kans., and Dallas, Tex. (2).
Total.....	59		29,500	56	Passenger vehicles. Trucks.....	7,300	22,200	113	34,400	

BUREAU OF HOME ECONOMICS

Salaries and Expenses, Bureau of Home Economics—

General administrative expenses: For necessary expenses for general administrative purposes, including the salary of chief of bureau and other personal services in the District of Columbia, **[\$26,049] \$25,747** (U.S.C., title 5, secs. 511, 512; acts June 5, 1924, 43 Stat., p. 455; Mar. 3, 1933, 47 Stat., p. 1462).

Est. 1935, \$25,747

App. 1934, \$26,049

By objects	Obligations					
	Estimate, 1935		Estimate, 1934		Actual, 1933	
	Posi- tions	Av. salary	Posi- tions	Av. salary	Posi- tions	Av. salary
PERSONAL SERVICES, DEPARTMENTAL						
Professional service:						
Grade 7. Chief of bureau	1	\$7,000	1	\$7,000	1	\$7,000
Grade 1. Junior librarian	1	2,300	1	2,300	1	2,300
Subprofessional service:						
Grade 2. Minor library helper	1	1,260	1	1,260	1	1,260
Clerical, administrative, and fiscal service:						
Grade 7. Junior administrative assistant	1	2,700	1	2,700	1	2,700
Grade 5. Senior clerk	2	2,350	2	2,350	2	2,350
Grade 3. Assistant clerk	2	1,620	2	1,620	1	1,620
Grade 2. Junior clerk	1	1,440	1	1,440	2	1,440
Custodial service:						
Grade 3. Senior laborer	1	1,380	1	1,380	1	1,380
Grade 2. Junior messenger	1	1,080	1	1,080	1	1,080
Total permanent, departmental	11	25,100	11	25,100	11	24,920
Deduct lapses and administrative furloughs		300		300		315
Net permanent, departmental		24,800		24,800		24,605
Temporary employees, departmental		480		480		255
All personal services, departmental		25,280		25,280		24,860
Deduct legislative reductions		2,528		3,792		2,609
01 Personal services (net)		22,752		21,488		22,251
OTHER OBLIGATIONS						
02 Supplies and materials		35		35		31
05 Communication service		70		70		13
06 Travel expenses		200		200		198
12 Repairs and alterations		40		40		46
13 Special and miscellaneous		2,500		2,500		
30 Equipment		150		150		451
Total other obligations		2,995		2,995		739
Grand total, obligations		25,747		24,483		22,990
Estimated savings and unobligated balances				1,686		4,910
Total estimate or appropriation		25,747		26,166		27,900

Home-economics investigations: For conducting, either independently or in cooperation with other agencies, investigations of the relative utility and economy of agricultural products for food, clothing, and other uses in the home, with special suggestions of plans and methods for the more effective utilization of such products for these purposes, and for disseminating useful information on this subject, including travel and all other necessary expenses, **[\$186,700] \$129,819** (U.S.C., title 5, secs. 511, 512; acts June 5, 1924, 43 Stat., p. 455; Mar. 3, 1933, 47 Stat., p. 1462).

Est. 1935, \$129,819

App. 1934, \$186,700

By objects	Obligations					
	Estimate, 1935		Estimate, 1934		Actual, 1933	
	Posi- tions	Av. salary	Posi- tions	Av. salary	Posi- tions	Av. salary
PERSONAL SERVICES, DEPARTMENTAL						
Professional service:						
Grade 6. Chief scientist	1	\$5,600	1	\$5,600	1	\$5,600
Grade 5. Senior scientist	3	4,800	3	4,800	3	4,800
Senior economist	1	4,600	1	4,600	1	4,600
Grade 4. Scientist	1	3,800	2	3,800	2	3,800
Grade 3. Associate scientist	5	3,360	6	3,333	6	3,333
Associate chemist	1	3,200	1	3,200	1	3,200
Associate physicist	1	3,200	1	3,200	1	3,200
Grade 2. Assistant chemist	3	2,667	3	2,667	3	2,667
Assistant physicist	1	2,700	2	2,700	2	2,700
Assistant specialist	4	2,650	6	2,633	5.8	2,633
Assistant economist			1	2,600	1	2,600
Grade 1. Junior bacteriologist			1	2,000	1	2,000
Junior economist	1	2,100	1	2,100	1	2,100
Junior specialist	3	2,033	4	2,025	4.7	2,021
Subprofessional service:						
Grade 5. Scientific aide					1	1,800
Grade 4. Assistant scientific aide	3	1,640	5	1,632	4.1	1,635
Grade 2. Underscientific helper	5	1,332	6	1,320	6	1,320
Grade 1. Laboratory helper	2	1,170	2	1,170	2	1,170

Salaries and Expenses, Bureau of Home Economics—Continued.

By objects	Obligations					
	Estimate, 1935		Estimate, 1934		Actual, 1933	
	Posi- tions	Av. salary	Posi- tions	Av. salary	Posi- tions	Av. salary
PERSONAL SERVICES, DEPARTMENTAL—CON.						
Clerical, administrative, and fiscal service:						
Grade 5. Senior clerk	2	\$2,000	2	\$2,000	2	\$2,000
Grade 4. Statistical clerk	2	1,950	2	1,950	2	1,950
Grade 3. Assistant clerk	1	1,980	1	1,980	1	1,980
Assistant clerk-stenographer	5	1,752	5	1,752	5.2	1,747
Assistant statistical clerk	2	1,650	2	1,650	2	1,650
Grade 2. Junior clerk-stenographer	3	1,440	4	1,440	4	1,440
Junior statistical clerk	4	1,500	5	1,500	5	1,500
Custodial service:						
Grade 4. Seamstress	1	1,320	2	1,320	2	1,320
Grade 2. Junior messenger	1	1,080	1	1,080	1	1,080
Junior office laborer	3	1,100	3	1,100	3	1,100
Total permanent, departmental	59	132,980	73	163,237	73.8	164,776
Deduct lapses and administrative furloughs				10,460		1,368
Net permanent, departmental		132,980		152,777		163,408
Temporary employees, departmental				3,440		1,532
All personal services, departmental		132,980		156,317		164,940
PERSONAL SERVICES, FIELD						
Temporary employees, field			1	465	1	240
Total, departmental and field		132,980		156,782		165,180
Deduct legislative reductions		13,298		23,517		16,957
01 Personal services (net)		119,682		133,265		148,223
OTHER OBLIGATIONS						
02 Supplies and materials		4,867		5,400		6,496
05 Communications service		900		1,000		982
06 Travel expenses		100		400		390
07 Transportation of things		125		145		188
10 Light, power, and electricity		100		100		99
12 Repairs and alterations		1,200		1,500		3,663
13 Special and miscellaneous		1,045		1,045		24
30 Equipment		1,800		2,000		6,443
Total other obligations		10,137		11,590		18,285
Grand total obligations		129,819		144,855		166,508
Estimated savings and unobligated balances				41,845		38,957
Total estimate or appropriation		129,819		186,700		205,465
BY ACTIVITIES OR PROJECTS						
1. Home economics information		16,530		15,749		17,877
2. Utilization of agricultural products for food		18,500		24,581		24,944
3. Studies in human nutrition		19,000		19,099		24,393
4. Composition of foods		12,140		11,327		11,642
5. Institutional cookery		950		2,058		3,065
6. Standards of living		9,800		10,374		12,816
7. Family budgets		8,000		7,926		8,940
8. Food consumption trends		10,000		13,179		14,019
9. Housekeeping efficiency studies		4,274		6,566		9,671
10. Household equipment studies		525		2,813		3,336
11. Cotton utilization studies		24,000		23,965		26,407
12. Wool utilization studies		6,100		7,218		9,398
Total		129,819		144,855		166,508

Total, Bureau of Home Economics, **[\$212,749] \$155,566**, of which amount not to exceed **[\$180,478] \$142,440** may be expended for personal services in the District of Columbia.

Annual appropriations, general fund:

Estimate 1935, **\$155,566**Appropriated 1934, **\$212,749**

National Industrial Recovery, Agriculture, Home Economics—

By objects	Obligations		
	Estimate, 1935	Estimate, 1934	Actual, 1933
Construction of storage refrigerator and laboratory hood			
32 Structure and parts		\$1,200	
Received by transfer from Federal Emergency Administration of Public Works		-1,200	
Total estimate or appropriation			

ENFORCEMENT OF THE GRAIN FUTURES ACT

Enforcement of the Grain Futures Act—

To enable the Secretary of Agriculture to carry into effect the provisions of the Grain Futures Act, approved September 21, 1922 (U.S.C., title 7, secs. 1-17), **[\$200,000]** \$181,498, of which amount not to exceed **[\$45,000]** \$45,110 may be expended for personal services in the District of Columbia (U.S.C., title 5, secs. 511, 512; title 7, secs. 1-17; act Mar. 3, 1933, 47 Stat., p. 1463).

Annual appropriations, general fund:

Estimate 1935, **\$181,498**

Appropriated 1934, **\$200,000**

By objects	Obligations					
	Estimate, 1935		Estimate, 1934		Actual, 1933	
	Posi- tions	Av. salary	Posi- tions	Av. salary	Posi- tions	Av. salary
PERSONAL SERVICES, DEPARTMENTAL						
Professional service:						
Grade 7. Chief administrative officer.....	1	\$7,000	1	\$7,000	1	\$7,000
Special attorney.....	1	6,500	0.8	6,500		
Grade 6. Assistant chief administrative officer.....	1	5,600	1	5,600	1	5,600
Grade 2. Associate agricultural statistician.....	1	2,600			1	2,600
Clerical, administrative, and fiscal service:						
Grade 12. Senior marketing specialist.....	1	4,600	1	4,600	1	4,600
Assistant chief investigator.....	1	4,600	1	4,600	1	4,600
Grade 11. Principal accountant.....					1	3,800
Grade 7. Junior administrative assistant.....	1	3,100	1	3,100	1	3,100
Grade 5. Senior clerk-stenographer.....	1	2,500	1	2,500	1	2,500
Grade 4. Statistical clerk.....	1	1,920	1	1,920	1	1,920
Clerk.....					1	1,920
Grade 3. Senior stenographer.....	1	1,740	1	1,740	1	1,740
Assistant clerk-stenographer.....	2	1,620	1	1,620	1	1,620
Assistant clerk.....	2	1,620	2	1,620	2	1,620
Grade 2. Junior clerk-stenographer.....	1	1,440	2	1,440	2	1,440
Junior clerk.....	1	1,440				
Custodial service:						
Grade 2. Assistant messenger.....			1	1,080	1	1,080
Grade 1. Junior messenger.....	1	600				
Total permanent, departmental.....	17	50,120	14.8	45,000	17	48,180
Deduct lapses and administrative furloughs.....						8,328
Net permanent, departmental.....		50,120		45,000		39,852
PERSONAL SERVICES, FIELD						
Professional service:						
Grade 6. Principal grain exchange supervisor.....	1	6,000	1	6,000	1	6,000
Grade 5. Senior grain exchange supervisor.....	4	4,650	4	4,650	5	4,640
Senior agricultural economist.....	1	5,000	1	5,000	1	5,000
Grade 4. Agricultural economist.....	1	4,000	1	4,000	1	4,000
Grade 3. Associate marketing specialist.....	1	3,200	1	3,200	1	3,200
Grade 1. Junior grain exchange supervisor.....	1	2,600	1	2,600	1	2,600
Junior agricultural statistician.....			2	2,000	2	2,250
Clerical, administrative, and fiscal service:						
Grade 12. Assistant chief accountant.....	1	4,600	1	4,600	1	4,600
Grade 11. Principal accountant.....	4	3,850	4	3,850	4	3,850
Grain exchange supervisor.....	1	3,800	1	3,800		
Grade 9. Accountant.....	1	3,200	1	3,200	1	3,200
Grade 7. Assistant marketing specialist.....	1	2,600	0.4	2,600	0.4	2,600
Assistant accountant.....	1	2,600	2	2,600	2	2,600
Grade 5. Senior clerk.....	1	2,100	1	2,100	1	2,100
Grade 4. Clerk.....	1	1,920	1	1,920	1	1,920
Clerk-stenographer.....	2	1,890	2	1,890	2	1,890
Grade 3. Assistant clerk.....	6	1,770	7	1,765	7	1,765
Assistant clerk-stenographer.....	4	1,650	4	1,650	4	1,650
Senior stenographer.....	2	1,770	2	1,770	2	1,770
Senior operative.....	3	1,860	3	1,860	3	1,860
Grade 2. Junior clerk.....	2	1,470	2	1,470	2	1,470
Junior clerk-typist.....	1	1,440	2	1,530	2	1,530
Junior operative.....	4	1,470	5	1,464	5	1,464
Junior stenographer.....	2	1,470	2	1,470	2	1,470
Junior clerk-stenographer.....			1	1,440	1	1,440
Custodial service:						
Grade 2. Assistant messenger.....	1	1,200	1	1,200	1	1,200
Part time, cooperative:						
Grain exchange supervisor (agent).....	1	1,000	1	1,000	1	1,000
Part time, special (\$10 per diem when actually employed):						
Consulting grain economist.....	1	1,500	1	1,500	1	1,500
Total permanent, field.....	49	122,640	55.4	133,965		135,265
Deduct lapses and administrative furloughs.....		1,000		7,737		14,510
Net permanent, field.....		121,640		126,228		120,755
Temporary employees, field.....		1,460		1,300		
All personal services, field.....		123,100		127,528		120,755
Total, departmental and field.....		173,220		172,528		160,607
Deduct legislative reductions.....		17,322		25,684		16,253
01 Personal services (net).....		155,898		146,844		144,354

Enforcement of the Grain Futures Act—Continued.

By objects	Obligations		
	Estimate, 1935	Estimate, 1934	Actual, 1933
OTHER OBLIGATIONS			
02 Supplies and materials.....	\$1,300	\$1,300	\$1,215
05 Communication service.....	1,800	1,800	1,469
06 Travel expenses.....	5,000	5,000	3,646
07 Transportation of things.....	300	325	223
10 Heat, light and power.....	300	300	278
11 Rents.....	10,820	11,340	12,370
12 Repairs and alterations.....	500	500	243
13 Special and miscellaneous services and expenditures.....	3,630	3,630	1,938
30 Equipment (furniture and fixtures).....	1,950	2,100	1,774
Total other obligations.....	25,600	26,295	23,156
Grand total obligations.....	181,498	173,139	167,510
Estimated savings and unobligated balances.....		26,861	51,328
Total estimate or appropriation.....	181,498	200,000	218,838

FOOD AND DRUG ADMINISTRATION

Salaries and Expenses, Food and Drug Administration—

For all necessary expenses, for chemical apparatus, chemicals, and supplies, repairs to apparatus, gas, electric current, official traveling expenses, telegraph and telephone service, express and freight charges, for the employment of such assistants, clerks, and other persons as the Secretary of Agriculture may consider necessary for the purposes named, in the city of Washington, and elsewhere, in conducting investigations; collecting, reporting, and illustrating the results of such investigations; and for rent outside of the District of Columbia for carrying out the investigations and work herein authorized as follows (U.S.C., title 5, secs. 511, 512; title 7, secs. 91-99, 121-134; title 21, secs. 1-15, 41-50; U.S.C., Supp. VI, title 15, secs. 401-411; title 21, secs. 141-149; act Mar. 3, 1933, 47 Stat., pp. 1463, 1464):

General administrative expenses: For necessary expenses for general administrative purposes, including the salary of chief of administration and other personal services in the District of Columbia, **[\$96,827]** \$95,178 (U.S.C., title 5, secs. 511, 512; title 7, secs. 91-99, 121-134; title 21, secs. 1-15, 41-50; U.S.C. Supp. VI, title 15, secs. 401-411; title 21, secs. 141-149; act Mar. 3, 1933, 47 Stat., p. 1464).

Est. 1935, \$95,178

App. 1934, \$96,827

By objects	Obligations					
	Estimate, 1935		Estimate, 1934		Actual, 1933	
	Posi- tions	Av. salary	Posi- tions	Av. salary	Posi- tions	Av. salary
PERSONAL SERVICES, DEPARTMENTAL						
Professional service:						
Grade 8. Chief, Food and Drug Administration.....	1	\$8,500	1	\$8,500	0.4	\$8,500
Grade 6. Assistant chief of administration.....	1	6,400	1	6,400	1	6,400
Grade 1. Junior librarian.....	1	2,000	1	2,000	1	2,000
Subprofessional service:						
Grade 5. Laboratory mechanic.....	0.4	2,160	0.4	2,160	0.4	2,160
Grade 1. Library aid.....	1	1,020	1	1,020	1	1,020
Clerical, administrative, and fiscal service:						
Grade 12. Senior administrative officer.....	1	5,000	1	5,000	1	5,000
Grade 11. Information specialist.....	1	3,800	1	3,800	1	3,800
Grade 8. Administrative assistant.....	2	3,400	2	3,400	2	3,400
Grade 7. Junior administrative assistant.....	1	3,200	1	3,200	1	3,200
Assistant editor.....	1	2,600	1	2,600	1	2,600
Grade 6. Principal clerk.....	3	2,533	3	2,533	3	2,533
Principal translator.....	0.3	2,400	0.3	2,400	0.3	2,400
Grade 5. Senior clerk.....	4	2,350	4	2,350	4	2,350
Grade 4. Principal stenographer.....	1	1,800	1	1,800	1	1,800
Clerk.....	2	1,920	2	1,920	2	1,920
Grade 3. Assistant clerk.....	4	1,755	4	1,755	4	1,755
Senior stenographer.....	2	1,710	2	1,710	4.4	1,661
Grade 2. Junior clerk.....	3	1,640	3	1,640	3	1,640
Senior typist.....	2	1,440	2	1,440	2	1,440
Junior clerk-typist.....	1	1,440	1	1,440	1	1,440
Custodial service:						
Grade 4. Under custodian (laborer).....	1	1,560	1	1,560	1	1,560
Under mechanic.....	1.3	1,545	1.3	1,545	1.3	1,545
Under mechanic (plumber's helper).....	1	1,380	1	1,380	1	1,380
Grade 3. Senior laborer.....	4	1,350	4	1,350	4	1,350
Grade 2. Office laborer.....	2	1,140	2	1,140	2	1,140
Assistant messenger.....	1	1,080	1	1,080	1	1,080

Salaries and Expenses, Food and Drug Administration—Contd.

By objects	Obligations					
	Estimate, 1935		Estimate, 1934		Actual, 1933	
	Posi- tions	Av. salary	Posi- tions	Av. salary	Posi- tions	Av. salary
PERSONAL SERVICES, DEPARTMENTAL—CON.						
Custodial service—Continued.						
Grade 2. Office laborer (charwomen, part time), 50 cents per hour.....	4	\$461	4	\$461	4	\$457
Junior laborer (charwomen, part time), 50 cents per hour.....	4	461	4	461	4	457
Grade 1. Junior messenger.....	2	600	2	600	2	600
Total permanent, departmental.....	53	101,820	53	101,820	54.8	100,575
Deduct lapses and administrative furloughs.....						732
Net permanent, departmental.....		101,020		101,020		99,843
Deduct legislative reductions.....		10,102		15,153		10,008
01 Personal services (net).....		90,918		85,867		89,835
OTHER OBLIGATIONS						
02 Supplies and materials.....		1,320		1,320		1,180
05 Communication service.....		690		690		688
Travel expenses:						
0615 Transportation.....		550		550		547
0616 Subsistence.....		350		350		346
06 Total travel expenses.....		900		900		893
07 Transportation of things (service).....		15		15		15
08 Printing and binding.....		5		5		6
10 Furnishing of heat, light, power, water, and electricity.....		25		25		25
12 Repairs and alterations.....		310		310		262
13 Special and miscellaneous current expenses.....		750		750		634
30 Equipment.....		245		245		125
Total other obligations.....		4,260		4,260		3,828
Grand total obligations.....		95,178		90,127		93,663
Estimated savings and unobligated balances.....				6,700		11,137
Total estimate or appropriation.....		95,178		96,827		104,800

Enforcement of the Food and Drugs Act: For enabling the Secretary of Agriculture to carry into effect the provisions of the Act of June 30, 1906 (U.S.C., title 21, secs. 1-15), entitled "An Act for preventing the manufacture, sale, or transportation of adulterated, or misbranded, or poisonous, or deleterious foods, drugs, medicines, and liquors, and for regulating traffic therein, and for other purposes"; to cooperate with associations and scientific societies in the revision of the United States Pharmacopoeia and development of methods of analysis, and for investigating the character of the chemical and physical tests which are applied to American food products in foreign countries, and for inspecting the same before shipment when desired by the shippers or owners of these products intended for countries where chemical and physical tests are required before the said products are allowed to be sold therein, **Est. 1935, \$1,185,000; App. 1934, \$1,185,000**. *Provided*, That not more than \$4,280 shall be used for travel outside of the United States (U.S.C., title 5, secs. 511, 512; title 7, secs. 91-99, 121-134; title 21, secs. 1-15, 41-50; U.S.C., Supp. VI, title 15, secs. 401-411; title 21, secs. 141-149; act Mar. 3, 1933, 47 Stat., p. 1464).

Est. 1935, \$1,185,000

App. 1934, \$1,185,000

By objects	Obligations					
	Estimate, 1935		Estimate, 1934		Actual, 1933	
	Posi- tions	Av. salary	Posi- tions	Av. salary	Posi- tions	Av. salary
PERSONAL SERVICES, DEPARTMENTAL						
Professional service:						
Grade 6. Principal chemist.....	3.4	\$5,717	3.4	\$5,717	3.4	\$5,717
Principal microanalyst.....	1	5,800	1	5,800	1	5,800
Chief of drug control.....	1	5,600	1	5,600	1	5,600
Grade 5. Senior chemist.....	5.6	4,668	5.6	4,668	7.6	4,650
Senior bacteriologist.....	1	4,600	1	4,600	1	4,600
Senior pharmacologist.....	1	4,600	1	4,600	1	4,600
Senior inspector.....	1	4,600	1	4,600	1	4,600
Grade 4. Chemist.....	7	3,971	7	3,971	7	3,971
Medical officer.....	4	3,800	4	3,800	4	3,800
Microanalyst.....	0.9	4,200	0.9	4,200	0.9	4,200
Pharmacologist.....	1	3,800	1	3,800	1	3,800
Veterinarian.....	1	4,000	1	4,000	1	4,000
Grade 3. Associate chemist.....	9.5	3,258	9.5	3,258	10.5	3,257
Associate veterinarian.....	1	3,200	1	3,200	1	3,200
Associate medical officer.....	1	3,300	1	3,300	1	3,300
Associate pharmacologist.....	1	3,200	1	3,200	1	3,200
Grade 2. Assistant chemist.....	7	2,743	7	2,743	7	2,743
Assistant medical officer.....					1	3,100
Assistant bacteriologist.....	1	2,700	1	2,700	1	2,700
Assistant microanalyst.....	1	2,600	1	2,600	1	2,600
Assistant pharmacologist.....	1	2,600	1	2,600	1	2,600

Salaries and Expenses, Food and Drug Administration—Contd.

By objects	Obligations					
	Estimate, 1935		Estimate, 1934		Actual, 1933	
	Posi- tions	Av. salary	Posi- tions	Av. salary	Posi- tions	Av. salary
PERSONAL SERVICES, DEPARTMENTAL—CON.						
Professional service—Continued.						
Grade 1. Junior chemist.....	8	\$2,050	8	\$2,050	6	\$2,067
Junior bacteriologist.....	4	2,125	4	2,125	4	2,125
Junior pharmacologist.....	2	2,000	2	2,000	1	2,000
Junior microanalyst.....	2	2,150	2	2,150	2	2,150
Subprofessional service:						
Grade 6. Senior scientific aid.....	0.7	2,000	0.7	2,000	0.7	2,000
Grade 5. Laboratory mechanic.....	0.6	2,160	0.6	2,160	0.6	2,160
Grade 4. Assistant scientific aid.....	2	1,650	2	1,650	2	1,650
Grade 3. Junior scientific aid.....	2	1,560	2	1,560	2	1,560
Grade 1. Minor scientific helper.....	10.5	1,140	10.5	1,140	9.5	1,172
Clerical, administrative, and fiscal service:						
Grade 12. Senior administrative officer.....	0.3	4,600	0.3	4,600		
Grade 7. Junior administrative assistant.....	2.3	2,863	2.3	2,863	2.3	2,863
Grade 6. Principal clerk.....	1	2,500	1	2,500	1	2,500
Principal translator.....	0.7	2,400	0.7	2,400	0.7	2,400
Grade 5. Senior clerk.....	4	2,275	4	2,275	4	2,275
Grade 4. Clerk.....	1	1,920	1	1,920	2	1,890
Clerk-stenographer.....	1	2,100	1	2,100	1	2,100
Grade 3. Assistant clerk.....	10.2	1,820	10.2	1,820	10.1	1,822
Senior stenographer.....	13.9	1,655	13.9	1,655	9.9	1,674
Assistant clerk-stenographer.....					1	1,740
Grade 2. Junior clerk.....	4	1,455	4	1,455	5	1,452
Junior operative.....	0.8	1,560	0.8	1,560	0.8	1,560
Grade 1. Underclerk.....	1	1,260	1	1,260	1	1,260
Custodial service:						
Grade 4. Undermechanic.....	0.7	1,500	0.7	1,500	0.7	1,500
Grade 2. Assistant messenger.....	2	1,080	2	1,080	2	1,080
Junior laborer.....	1	1,080	1	1,080	1	1,080
Grade 1. Junior messenger.....	1	600	1	600		
Total permanent, departmental.....	127.1	327,445	127.1	327,445		329,415
Deduct lapses and administrative furloughs.....		7,000		7,000		6,747
Net permanent, departmental.....		320,445		320,445		322,668
Temporary employees, departmental.....		2,194		2,194		
All personal services, departmental.....		322,639		322,639		322,668
PERSONAL SERVICES, FIELD						
Professional service:						
Grade 6. Chief of district.....	1.8	5,930	1.8	5,930	1.9	5,928
Grade 5. Chiefs of station.....	13.8	4,627	13.8	4,627	13.8	4,630
Senior chemist.....	1.4	4,800	1.4	4,800	1.4	4,800
Assistant chief of station.....	0.3	4,600	0.3	4,600	0.4	4,600
Assistant to chief of district.....					0.8	4,600
Grade 4. Chemist.....	10	3,980	10	3,980	10	3,980
Principal inspector.....	2	3,900	2	3,900	2	3,900
Acting chief of station.....	2	4,000	2	4,000	2	4,000
Bacteriologist.....	0.2	4,000	0.2	4,000	0.2	4,000
Grade 3. Associate chemist.....	18	3,356	18	3,356	16.8	3,380
Chief inspector.....	8.7	3,310	8.7	3,310	8.7	3,310
Grade 2. Assistant chemist.....	30.8	2,711	30.8	2,711	29.8	2,716
Senior inspector.....	22	2,895	22	2,895	23	2,895
Assistant plant histologist.....	1	3,100	1	3,100	1	3,100
Grade 1. Junior chemist.....	46.2	2,112	46.2	2,112	44.3	2,131
Junior inspector.....	31.9	2,126	31.9	2,126	30.9	2,147
Junior chemical engineer.....	0.7	2,300	0.7	2,300	0.7	2,300
Junior veterinary sanitarian.....	2	2,100	2	2,100	2	2,100
Subprofessional service:						
Grade 6. Senior wharf examiner.....	5	2,260	5	2,260	5	2,260
Grade 5. Scientific aid.....	1	2,040	1	2,040	1	2,040
Wharf examiner.....	1	1,980	1	1,980	1	1,980
Grade 4. Assistant scientific aid.....	1	1,740	1	1,740	1	1,740
Assistant wharf examiner.....	2	1,680	2	1,680	2	1,680
Grade 3. Junior scientific aid.....	4	1,455	4	1,455	5	1,464
Junior wharf examiner.....	1	1,440	1	1,440	1	1,440
Mechanic helper.....	1	1,500	1	1,500	1	1,500
Grade 2. Under scientific helper.....	2	1,380	2	1,380	2	1,380
Grade 1. Minor scientific helper.....	12	1,175	12	1,175	15.8	1,145
Clerical, administrative, and fiscal service:						
Grade 8. Administrative assistant.....	2	3,200	2	3,200	2	3,200
Grade 6. Principal clerk.....	2	2,400	2	2,400	2	2,400
Grade 5. Senior clerk.....	9	2,255	9	2,255	9	2,255
Grade 4. Clerk.....	6.5	1,990	6.5	1,990	6.5	1,990
Clerk-stenographer.....	1	1,920	1	1,920	1	1,920
Grade 3. Assistant clerk.....	10.9	1,771	10.9	1,771	10.9	1,776
Senior stenographer.....	7.3	1,671	7.3	1,671	6.8	1,680
Grade 2. Junior clerk.....	10.1	1,666	10.1	1,666	10.9	1,656
Junior clerk-typist.....	17.2	1,490	17.2	1,490	17.7	1,485
Junior clerk-stenographer.....	1.9	1,470	1.9	1,470	1.9	1,470
Junior clerk-storekeeper.....	1	1,440	1	1,440	1	1,440
Custodial service:						
Grade 3. Senior laborer.....	2	1,320	2	1,320	2	1,320
Messenger.....	1	1,260	1	1,260	1	1,260
Senior laborer (laboratory helper).....	1	1,260	1	1,260	1	1,260
Grade 2. Unskilled laborer.....	1	1,080	1	1,080	1	1,080
Junior laborer.....	4	1,068	4	1,068	1.2	1,068
Junior laborer (laboratory helper).....	1	1,080	1	1,080	1	1,080
Junior laborer (janitor).....	0.3	1,080	0.3	1,080	0.4	1,080
Assistant messenger.....	2	1,080	2	1,080	1.1	1,080
Total permanent, field.....	304.7	735,396	304.7	735,396	302.7	733,664
Deduct lapses and administrative furloughs.....		9,000		9,000		8,581
Net permanent, field.....		726,396		726,396		725,083
Temporary employees, field.....		600		600		588
All personal services, field.....		726,996		726,996		725,671
Total departmental and field.....		1,049,635		1,049,635		1,048,339
Deduct legislative reductions.....		104,963		157,445		104,917
01 Personal services (net).....		944,672		892,190		943,422

Salaries and Expenses, Food and Drug Administration—Contd.

By objects	Obligations		
	Estimate, 1935	Estimate, 1934	Actual, 1933
OTHER OBLIGATIONS			
Supplies and materials:			
0200 Stationery and office supplies.....	\$8,223	\$8,223	\$6,262
0220 Scientific supplies.....	28,430	28,430	23,534
0230 Fuel.....	1,600	1,600	1,434
0250 Forage.....	2,000	2,000	1,919
0280 Sundry supplies.....	5,270	5,270	4,818
0285 Samples.....	31,000	31,000	28,493
02 Total supplies and materials.....	76,523	76,523	66,760
04 Storage and care of vehicles (service).....	7,000	7,000	6,863
Communication service:			
0500 Telegraph service.....	5,800	5,800	5,758
0510 Telephone service.....	8,400	8,400	8,242
0520 Other communication service.....	375	375	365
0 Total communication service.....	14,575	14,575	14,365
Travel expenses:			
0615 Transportation.....	35,000	35,000	32,502
0616 Subsistence.....	48,500	48,500	48,274
06 Total travel expenses.....	83,500	83,500	80,776
07 Transportation of things (service).....	9,000	9,000	7,803
Printing and binding:			
0820 Stenographic work, typewriting, etc.....	75	75	60
0830 Photographing and making photographs and prints.....	40	40	39
08 Total printing and binding.....	115	115	99
10 Furnishing of heat, light, power, water, and electricity.....	2,100	2,100	1,605
Rents:			
1100 Rents of buildings and structures.....	3,888	9,888	16,084
1110 Other rents.....	25	25	22
11 Total rents.....	3,913	9,913	16,106
12 Repairs and alterations.....	3,950	3,950	2,711
13 Special and miscellaneous current expenses.....	11,946	11,946	10,865
Equipment:			
3002 Automobiles, passenger-carrying.....	9,748	9,748	9,958
3010 Furniture, furnishings, and fixtures.....	2,870	2,870	2,234
3020 Scientific equipment.....	14,840	14,840	12,320
3050 Other equipment.....	1,665	1,665	1,138
30 Total equipment.....	29,123	29,123	25,650
Total other obligations.....	241,745	247,745	233,603
Grand total obligations.....	1,186,417	1,139,935	1,177,025
Received by transfer from:			
Post Office Department.....	-16,460	-16,460	-21,124
Veterans' Administration.....	-6,550	-6,550	-6,550
War Department.....	-300	-300	-300
Navy Department.....	-350	-350	-347
Department of the Interior.....	-395	-395	-392
Federal Trade Commission.....	-450	-450	-235
Treasury Department.....	-435	-435	-431
Department of Commerce.....			-76
Transferred from appropriation:			
"Enforcement of the Milk Importation Act".....			-2,900
"Enforcement of the Insecticide Act".....			-2,100
Net total obligations.....	1,161,477	1,114,995	1,142,570
Estimated savings and unobligated balances.....		70,005	122,649
Total estimate or appropriation.....	1,161,477	1,185,000	1,265,219
BY PROJECTS			
1. Beverages and beverage products.....	24,390	23,650	24,100
2. Cereal products.....	44,140	41,930	42,317
3. Chocolates and saccharin.....	33,680	32,250	32,521
4. Dairy products.....	99,890	95,670	97,298
5. Eggs.....	25,550	24,730	25,066
6. Fishery products.....	108,020	103,200	103,916
7. Flavors and spices.....	41,810	40,000	60,358
8. Fruit products.....	211,390	203,170	204,982
9. Feeds, stock.....	4,650	4,300	4,312
10. Meat products and poultry.....	6,970	6,450	6,513
11. Miscellaneous.....	12,780	11,830	11,933
12. Nuts and nut products.....	15,100	15,050	15,489
13. Oils and fats.....	15,100	15,050	15,589
14. Vegetable products.....	133,570	127,920	129,514
15. Crude drugs.....	18,580	18,270	18,869
16. Pharmaceuticals.....	142,860	137,600	139,529
17. Proprietary preparations.....	168,410	161,250	162,575
18. Veterinary preparations.....	19,740	19,350	19,305
19. Vitamin preparations.....	22,067	21,500	21,719
20. Mapes Amendment.....	12,780	11,825	11,665
Total departmental funds.....	1,161,477	1,114,995	1,147,570

Salaries and Expenses, Food and Drug Administration—Contd.

By objects	Obligations		
	Estimate, 1935	Estimate, 1934	Actual, 1933
21. Funds received by transfer from:			
Post Office Department.....	\$16,460	\$16,460	\$21,124
Veterans' Administration.....	6,550	6,550	6,550
War Department.....	300	300	300
Navy Department.....	350	350	347
Department of the Interior.....	395	395	392
Federal Trade Commission.....	450	450	235
Treasury Department.....	435	435	431
Department of Commerce.....			76
Total.....	1,186,417	1,139,935	1,177,025

Enforcement of the Tea Importation Act: For enabling the Secretary of Agriculture to carry into effect the provisions of the Act approved March 2, 1897 (U.S.C., title 21, secs. 41-50), entitled "An Act to prevent the importation of impure and unwholesome tea," as amended, including payment of compensation and expenses of the members of the board appointed under section 2 of the Act and all other necessary officers and employees, **\$38,000** *\$36,786* (U.S.C., title 5, secs. 511, 512; title 7, secs. 91-99, 121-134; title 21, secs. 1-15, 41-50; U.S.C., Supp. VI, title 15, secs. 401-411; title 21, secs. 141-149; act Mar. 3, 1933, 47 Stat., p. 1464).

Est. 1935, \$36,786

App. 1934, \$38,000

By objects	Obligations			
	Estimate, 1935	Estimate, 1934	Actual, 1933	
PERSONAL SERVICES, DEPARTMENTAL				
Professional service:	Posi- Av.	Posi- Av.	Posi- Av.	
Grade 6. Principal chemist.....	0.5 \$5,600	0.5 \$5,600	0.5 \$5,600	
Clerical, administrative, and fiscal service:				
Grade 4. Clerk.....	1 1,800	1 1,800	1 1,800	
Grade 3. Assistant clerk.....	0.3 1,800	0.3 1,800	0.3 1,800	
Total permanent, departmental.....	1.8 5,200	1.8 5,200	1.8 5,200	
Deduct lapses and administrative furloughs.....				
Net permanent departmental.....	5,200	5,200	5,200	
PERSONAL SERVICES, FIELD				
Professional service:				
Grade 6. Chief of district.....	0.2 6,000	0.2 6,000	0.2 6,000	
Grade 5. Senior chemist.....	0.6 4,800	0.6 4,800	0.6 4,800	
Grade 3. Chief tea examiner.....	1 3,500	1 3,500	1 3,500	
Associate chemist.....	0.5 3,400	0.5 3,400	0.5 3,400	
Grade 2. Tea examiner.....	3 3,000	3 3,000	3 3,000	
Subprofessional service:				
Grade 5. Wharf examiner.....	1 1,920	1 1,920	1 1,920	
Grade 4. Tea sampler.....	2 1,620	2 1,620	2 1,620	
Laboratory helper.....	1 1,680	1 1,680	1 1,680	
Clerical, administrative, and fiscal service:				
Grade 3. Assistant clerk.....	0.3 1,740	0.3 1,740	0.3 1,740	
Grade 2. Junior clerk-typist.....	0.1 1,500	0.1 1,500	0.1 1,500	
Junior stenographer.....	2.2 1,440	2.2 1,440	2.2 1,440	
Grade 1. Underclerk.....	1 1,260	1 1,260	1 1,260	
Member of Board of Tea Experts.....	6 50	6 50	6 50	
Total permanent, field.....	18.9 30,520	18.9 30,520	18.9 30,520	
Total, departmental and field.....	35,720	35,720	35,720	
Deduct legislative reductions.....	3,572	5,358	3,578	
01 Personal services (net).....	32,148	30,362	32,142	
OTHER OBLIGATIONS				
02 Supplies and materials.....	600	600	445	
04 Storage and care of vehicles (service).....	10	10	5	
05 Communication service.....	120	120	121	
Travel expenses:				
0615 Transportation.....	835	835	834	
0616 Subsistence.....	275	275	272	
06 Total travel expenses.....	1,110	1,110	1,106	
07 Transportation of things (service).....	257	257	76	
10 Furnishing of heat, light, power, water, and electricity.....	30	30	25	
Rents:				
1100 Rents of buildings and structures.....			1,433	
1110 Other rents.....	15	15	14	
11 Total rents.....	15	15	1,447	
12 Repairs and alterations.....	450	450	204	
13 Special and miscellaneous current expenses.....	1,095	1,095	780	
30 Equipment.....	951	951	489	
Total other obligations.....	4,638	4,638	4,698	
Grand total obligations.....	36,786	35,000	36,840	
Estimated savings and unobligated balances.....		3,000	4,790	
Total estimate or appropriation.....	36,786	38,000	41,630	

Naval Stores Act: For enabling the Secretary of Agriculture to carry into effect the provisions of the Naval Stores Act of March 3, 1923 (U.S.C., title 7, secs. 91-99), **[\$32,599]** \$32,052 (U.S.C., title 5, secs. 511, 512; title 7, secs. 91-99, 121-134; title 21, secs. 1-15, 41-50; U.S.C., Supp. VI, title 15, secs. 401-411; title 21, secs. 141-149; act Mar. 3, 1933, 47 Stat., p. 1464).

Est. 1935, \$32,052

App. 1934, \$32,599

By objects	Obligations					
	Estimate, 1935		Estimate, 1934		Actual, 1933	
	Posi- tions	Av. salary	Posi- tions	Av. salary	Posi- tions	Av. salary
PERSONAL SERVICES, DEPARTMENTAL						
Professional service:						
Grade 6. Principal chemist.....	0.5	\$6,000	0.5	\$6,000	0.5	\$6,000
Grade 4. Naval stores classifier.....	1	3,800	1	3,800	1	3,800
Grade 3. Associate physicist.....	1	3,200	1	3,200	1	3,200
Clerical, administrative, and fiscal service:						
Grade 3. Senior stenographer.....	1	1,680	1	1,680	1	1,680
Total permanent, departmental.....	3.5	11,680	3.5	11,680	3.5	11,680
PERSONAL SERVICES, FIELD						
Professional service:						
Grade 3. Chief inspector.....	0.6	3,240	0.6	3,240	0.6	3,240
Grade 2. Assistant naval stores classifier.....	3.8	2,753	3.8	2,753	3.8	2,753
Senior inspector.....	0.4	2,900	0.4	2,900	0.4	2,900
Grade 1. Junior inspector.....	0.7	2,225	0.7	2,225	0.7	2,225
Junior chemist.....	0.1	2,500	0.1	2,500	0.1	2,500
Total permanent, field.....	5.6	15,374	5.6	15,374	5.6	15,374
Temporary employees, field.....		2,000		2,000		2,020
All personal services, field.....		17,374		17,374		17,394
All personal services, departmental and field.....		29,054		29,054		29,074
Deduct legislative reductions.....		2,905		4,358		2,669
01 Personal services (net).....		26,149		24,696		26,405
OTHER OBLIGATIONS						
02 Supplies and materials.....		715		715		685
04 Storage and care of vehicles (service).....		550		550		550
05 Communication service.....		35		35		35
Travel expenses:						
0615 Transportation.....		1,230		1,230		1,229
0616 Subsistence.....		2,170		2,170		2,284
06 Total travel expenses.....		3,400		3,400		3,513
07 Transportation of things (service).....		35		35		34
12 Repairs and alterations.....		100		100		100
13 Special and miscellaneous current expenses.....		193		193		229
30 Equipment.....		875		875		995
Total other obligations.....		5,903		5,903		6,141
Grand total obligations.....		32,052		30,599		32,546
Estimated savings and unobligated balances.....				2,000		4,654
Total estimate or appropriation.....		32,052		32,599		37,200

Enforcement of the Insecticide Act: For enabling the Secretary of Agriculture to carry into effect the provisions of the Act of April 26, 1910 (U.S.C., title 7, secs. 121-134), entitled "An Act for preventing the manufacture, sale, or transportation of adulterated or misbranded Paris greens, lead arsenates, other insecticides, and also fungicides, and for regulating traffic therein, and for other purposes," **[\$195,000]** \$191,517 (U.S.C., title 5, secs. 511, 512; title 7, secs. 91-99, 121-134; title 21, secs. 1-15, 41-50; U.S.C., Supp. VI, title 15, secs. 401-411; title 21, secs. 141-149; act Mar. 3, 1933, 47 Stat., p. 1464).

Est. 1935, \$191,517

App. 1934, \$195,000

Salaries and Expenses, Food and Drug Administration—Continued.

By objects	Obligations					
	Estimate, 1935		Estimate, 1934		Actual, 1933	
	Posi- tions	Av. salary	Posi- tions	Av. salary	Posi- tions	Av. salary
PERSONAL SERVICES, DEPARTMENTAL						
Professional service:						
Grade 6. Principal chemist.....	1.5	\$5,600	1.5	\$5,600	1.5	\$5,600
Grade 5. Senior chemist.....	2.7	4,673	2.7	4,673	2.7	4,673
Senior pathologist.....	1	4,800	1	4,800	1	4,800
Senior bacteriologist.....	1	4,600	1	4,600	1	4,600
Grade 4. Microanalyst.....	0.1	4,200	0.1	4,200	0.1	4,200
Chemist.....	1	4,000	1	4,000	1	4,000
Pathologist.....	1	3,800	1	3,800	1	3,800
Grade 3. Associate chemist.....	2.1	3,340	2.1	3,340	2.1	3,340
Associate bacteriologist.....	1	3,300	1	3,300	1	3,300
Associate zoologist.....	1	3,300	1	3,300	1	3,300
Grade 2. Assistant chemist.....	2	2,700	2	2,700	2	2,700
Grade 1. Junior chemist.....	0.8	2,000	0.8	2,000	0.8	2,000
Subprofessional service:						
Grade 1. Minor scientific helper.....	1	1,260	1	1,260	1	1,260
Clerical, administrative, and fiscal service:						
Grade 12. Senior administrative officer.....	0.8	4,600	0.8	4,600	0.8	4,600
Grade 7. Junior administrative assistant.....	0.7	3,025	0.7	3,025	0.7	3,025
Grade 4. Clerk.....	1	2,160	1	2,160	1	2,160
Clerk-stenographer.....	1	2,040	1	2,040	1	2,040
Grade 3. Assistant clerk.....	2	1,800	2	1,800	2.2	1,789
Assistant clerk-stenographer.....	1	1,980	1	1,980	1	1,980
Senior stenographer.....	2.5	1,812	2.5	1,812	2.1	1,765
Grade 2. Junior operative.....	0.2	1,560	0.2	1,560	0.2	1,560
Grade 1. Underclerk.....	2	1,320	2	1,320	2	1,320
Total permanent, departmental.....	27.4	83,571	27.4	83,571	27.2	83,083
Deduct lapses and administrative furloughs.....		700		700		33
Net permanent positions, departmental.....		82,871		82,871		83,050
PERSONAL SERVICES, FIELD						
Professional service:						
Grade 6. Chief of district.....	0.6	5,943	0.6	5,943	0.5	5,933
Grade 5. Chief of station.....	1.2	4,654	1.2	4,654	1.2	4,728
Senior entomologist.....	1	4,800	1	4,800	1	4,800
Assistant to chief of district.....	1	3,800	1	3,800	0.2	4,600
Grade 4. Entomologist.....	2	3,250	2	3,250	2	3,250
Grade 3. Associate pathologist.....	1.6	3,384	1.6	3,384	1.8	3,386
Associate chemist.....	0.5	3,200	0.5	3,200	0.6	3,243
Chief inspector.....	2.7	2,761	2.7	2,761	2.7	2,761
Grade 2. Senior inspector.....	2.2	2,807	2.2	2,807	1.1	2,979
Assistant chemist.....	2	2,700	2	2,700	2	2,700
Assistant entomologist.....	5	2,185	5	2,185	4	2,208
Grade 1. Junior inspector.....	6.1	2,130	6.1	2,130	6	2,151
Junior chemist.....	1	2,000	1	2,000	1	2,000
Junior entomologist.....						
Subprofessional service:						
Grade 4. Assistant scientific aid.....	1	1,980	1	1,980	1	1,980
Grade 1. Minor scientific helper.....	1	1,380	1	1,380	1	1,380
Clerical, administrative, and fiscal service:						
Grade 4. Clerk.....	0.5	2,100	0.5	2,100	0.5	2,100
Grade 3. Assistant clerk.....	1.8	1,836	1.8	1,836	1.8	1,836
Senior stenographer.....	0.7	1,695	0.7	1,695	0.4	1,740
Grade 2. Junior stenographer.....	1	1,440	1	1,440	2.4	1,440
Junior clerk.....	0.5	1,770	0.5	1,770	0.5	1,770
Junior clerk-storekeeper.....	0.1	1,440	0.1	1,440		
Custodial service:						
Grade 2. Assistant messenger.....	1	1,080	1	1,080	0.9	1,080
Junior laborer (janitor).....	0.7	1,080	0.7	1,080	0.6	1,080
Total permanent, field.....	35.2	89,420	35.2	89,420	34.2	86,978
Deduct lapses and administrative furloughs.....		1,000		1,000		2,293
Net permanent, field.....		88,420		88,420		84,685
Temporary employees, field.....		1,800		1,800		1,791
All personal services, field.....		90,220		90,220		86,476
Total, departmental and field.....		173,091		173,091		169,526
Deduct legislative reductions.....		17,309		25,964		17,522
01 Personal services (net).....		155,782		147,127		152,004
OTHER OBLIGATIONS						
02 Supplies and materials.....		8,381		8,381		7,893
04 Storage and care of vehicles (service).....		1,000		1,000		861
05 Communication service.....		1,800		1,800		1,780

Salaries and Expenses, Food and Drug Administration—Continued.

By objects	Obligations		
	Estimate, 1935	Estimate, 1934	Actual, 1933
OTHER OBLIGATIONS—continued			
Travel expenses:			
0615 Transportation.....	\$3,400	\$3,400	\$3,007
0616 Subsistence.....	4,400	4,400	4,656
06 Total travel expenses.....	7,800	7,800	7,663
07 Transportation of things (service).....	1,000	1,000	883
08 Printing and binding.....	10	10	8
10 Furnishing of heat, light, power, water, and electricity.....	1,050	1,050	957
Rents:			
1100 Rents of buildings and structures.....	2,404	2,842	3,279
1110 Other rents.....	30	30	28
11 Total rents.....	2,434	2,872	3,307
12 Repairs and alterations.....	1,370	1,370	605
13 Special and miscellaneous current expenses.....	4,200	4,200	3,480
30 Equipment.....	6,760	6,760	4,594
Total other obligations.....	35,805	36,243	32,031
Grand total obligations.....	191,587	183,370	184,035
Received by transfer from—			
Navy Department.....	—20	—20	—18
Federal Trade Commission.....	—50	—50	—45
Transferred to "Enforcement of Food and Drugs Act".....			+2,100
Net total obligations.....	191,517	183,300	186,072
Estimated savings and unobligated balances.....		11,700	26,286
Total estimate or appropriation.....	191,517	195,000	212,358
BY ACTIVITIES OR PROJECTS			
1. Inspection of domestic and import shipments of insecticides and fungicides, development of cases and state cooperation.....	53,620	51,420	51,604
2. Chemical, microscopic, and bacteriologic examination of insecticides and fungicides (including disinfectants).....	88,100	84,225	84,535
3. Testing efficacy of fungicides and their action on foliage.....	24,130	23,095	23,181
4. Testing efficacy of insecticides and their action on foliage.....	25,667	24,560	24,652
Total departmental funds.....	191,517	183,300	183,972
5. Funds received by transfer from:			
Navy Department.....	+20	+20	+18
Federal Trade Commission.....	+50	+50	+45
Total.....	191,587	183,370	184,035

Enforcement of the Milk Importation Act: For enabling the Secretary of Agriculture to carry into effect the provisions of an Act approved February 15, 1927 (U.S.C., Supp. [V] VI, title 21, secs. 141–149), entitled "An Act to regulate the importation of milk and cream into the United States for the purpose of promoting the dairy industry of the United States and protecting the public health," [§18,360] \$17,739 (U.S.C., title 5, secs. 511, 512; title 7, secs. 91–99, 121–134; title 21, secs. 1–15, 41–50; U.S.C., Supp. VI, title 15, secs. 401–411; title 21, secs. 141–149; act Mar. 3, 1933, 47 Stat., p. 1464).

Est. 1935, \$17,739

App. 1934, \$18,360

By objects	Obligations		
	Estimate, 1935	Estimate, 1934	Actual, 1933
PERSONAL SERVICES, DEPARTMENTAL			
Clerical, administrative, and fiscal service:			
Grade 12. Senior administrative officer.....	0.7 \$4,600	0.7 \$4,600	1 \$4,600
Grade 3. Senior stenographer.....	0.7 1,620	0.7 1,620	0.7 1,620
Assistant clerk.....	0.1 1,980	0.1 1,980	0.1 1,980
Assistant clerk-stenographer.....	0.5 1,800	0.5 1,800	0.5 1,770
Custodial service:			
Grade 7. Senior mechanic.....			1 2,100
Total permanent, departmental.....	2 5,452	2 5,452	3.3 8,917
Deduct lapses and administrative furloughs.....			2,100
Net permanent, departmental.....	5,452	5,452	6,817
PERSONAL SERVICES, FIELD			
Professional service:			
Grade 6. Chief of district.....	0.3 5,933	0.3 5,933	0.3 5,933
Grade 4. Bacteriologist.....	0.8 4,000	0.8 4,000	0.8 4,000

Salaries and Expenses, Food and Drug Administration—Continued.

By objects	Obligations		
	Estimate, 1935	Estimate, 1934	Actual, 1933
PERSONAL SERVICES, FIELD—continued			
Professional service—Continued.			
Grade 2. Senior inspector.....	0.4 \$3,200	0.4 \$3,200	0.4 \$3,080
Grade 1. Junior bacteriologist.....	1 2,400	1 2,400	1 2,400
Junior inspector.....	0.2 2,000	0.2 2,000	0.2 2,000
Clerical, administrative, and fiscal service:			
Grade 3. Assistant clerk-stenographer.....	1 1,680	1 1,680	1 1,680
Grade 2. Junior stenographer.....	0.5 1,560	0.5 1,560	0.5 1,560
Junior clerk.....	0.4 1,500	0.4 1,500	0.4 1,500
Total permanent, field.....	4.6 12,120	4.6 12,120	4.6 12,043
Deduct lapses and administrative furloughs.....			12
Net permanent, field.....	12,120	12,120	12,031
Temporary employees, field.....	10	10	10
All personal services, field.....	12,130	12,130	12,041
Total, departmental and field.....	17,582	17,582	18,858
Deduct legislative reductions.....	1,758	2,637	2,034
01 Personal services (net).....	15,824	14,945	16,824
OTHER OBLIGATIONS			
02 Supplies and materials.....	450	450	418
04 Storage and care of vehicles (service).....	20	20	18
05 Communication service.....	80	80	79
Travel expenses:			
0615 Transportation.....	125	125	114
0616 Subsistence.....	90	90	97
06 Total travel expenses.....	215	215	211
07 Transportation of things (service).....	15	15	10
10 Furnishing of heat, light, power, water, and electricity.....	70	70	64
11 Rents.....	480	480	300
12 Repairs and alterations.....	55	55	51
13 Special and miscellaneous current expenses.....	100	100	93
30 Equipment.....	430	430	428
Total other obligations.....	1,915	1,915	1,672
Grand total obligations.....	17,739	16,860	18,496
Transferred to "Enforcement of the Food and Drugs Act".....			+2,900
Net total obligations.....	17,739	16,860	21,396
Estimated savings and unobligated balances.....		1,500	8,204
Total estimate or appropriation.....	17,739	18,360	29,600

Enforcement of the Caustic Poison Act: For enabling the Secretary of Agriculture to carry into effect the provisions of an Act approved March 4, 1927 (U.S.C., Supp. [V] VI, title 15, secs. 401–411), entitled "An Act to safeguard the distribution and sale of certain dangerous caustic or corrosive acids, alkalies, and other substances in interstate and foreign commerce," [§23,719] \$22,964, (U.S.C., title 5, secs. 511, 512; title 7, secs. 91–99, 121–134; title 21, secs. 1–15, 41–50; U.S.C., Supp. VI, title 15, secs. 401–411; title 21, secs. 141–149; act Mar. 3, 1933, 47 Stat., p. 1464).

Est. 1935, \$22,964

App. 1934, \$23,719

By objects	Obligations		
	Estimate, 1935	Estimate, 1934	Actual, 1933
PERSONAL SERVICES, DEPARTMENTAL			
Professional service:			
Grade 6. Principal chemist.....	0.1 \$5,600	0.1 \$5,600	0.1 \$5,600
Grade 5. Senior chemist.....	0.3 4,700	0.3 4,700	0.3 4,700
Grade 1. Junior chemist.....	0.2 2,000	0.2 2,000	0.2 2,000
Clerical, administrative, and fiscal service:			
Grade 12. Senior administrative officer.....	0.2 4,600	0.2 4,600	0.2 4,600
Grade 3. Assistant clerk.....	1.3 1,900	1.3 1,900	1.3 1,900
Total permanent, departmental.....	2.1 5,760	2.1 5,760	2.1 5,773
PERSONAL SERVICES, FIELD			
Professional service:			
Grade 6. Chief of district.....	0.1 5,800	0.1 5,800	0.1 5,800
Grade 5. Assistant chief of station.....	0.7 4,600	0.7 4,600	0.6 4,600
Grade 3. Associate chemist.....	0.9 3,391	0.9 3,391	0.9 3,391
Chief inspector.....	0.2 3,367	0.2 3,367	0.1 3,300
Grade 2. Senior inspector.....	0.7 2,800	0.7 2,800	0.7 2,800
Assistant chemist.....	1 2,625	1 2,625	1.1 2,625
Grade 1. Junior chemist.....	0.6 2,500	0.6 2,500	0.6 2,408
Junior chemical engineer.....	0.3 2,300	0.3 2,300	0.3 2,300
Junior inspector.....	0.2 2,000	0.2 2,000	0.2 2,000

Salaries and Expenses, Food and Drug Administration—Continued.

By objects	Obligations					
	Estimate, 1935		Estimate, 1934		Actual, 1933	
	Posi- tions	Av. salary	Posi- tions	Av. salary	Posi- tions	Av. salary
PERSONAL SERVICES, FIELD—continued						
Clerical, administrative, and fiscal service:						
Grade 2. Junior clerk.....					0.2	\$1,500
Junior stenographer.....	0.1	\$1,620	0.1	\$1,620	0.2	1,620
Junior clerk-storekeeper.....	0.2	1,440	0.2	1,440		
Total permanent, field.....	5	15,150	5	15,150	5	14,728
Deduct lapses and administrative furloughs.....		20		20		15
Net permanent, field.....		15,130		15,130		14,713
Total, departmental and field.....		20,890		20,890		20,486
Deduct legislative reductions.....		2,089		3,134		2,164
01 Personal services (net).....		18,801		17,756		18,322
OTHER OBLIGATIONS						
02 Supplies and materials.....		1,440		1,440		1,120
04 Storage and care of vehicles.....		105		105		98
05 Communication service.....		75		75		71
Travel expenses:						
0615 Transportation.....		390		390		374
0616 Subsistence.....		1,200		1,200		1,197
06 Total travel expenses.....		1,590		1,590		1,571
07 Transportation of things (service).....		53		53		26
10 Furnishing of heat, light, power, water, and electricity.....		100		100		94
11 Rents.....				200		360
12 Repairs and alterations.....		200		200		87
13 Special and miscellaneous current ex- penses.....		200		200		70
30 Equipment.....		400		400		69
Total other obligations.....		4,163		4,363		3,566
Grand total obligations.....		22,964		22,119		21,888
Estimated savings and unobligated bal- ances.....				1,600		3,472
Total estimate or appropriation.....		22,964		23,719		25,360

Total, Food and Drug Administration, **[\$1,589,505]** \$1,557,713, of which amount not to exceed **[\$502,464]** \$481,160 may be expended for personal services in the District of Columbia, and not to exceed **[\$9,200]** \$12,800 shall be available for the purchase of motor-propelled and horse-drawn passenger-carrying vehicles necessary in the conduct of field work outside the District of Columbia.

Annual appropriations, general fund:

Estimate 1935, **\$1,557,713**Appropriated 1934, **\$1,589,505***National Industrial Recovery, Agriculture, Food and Drug Administration—*

By objects	Obligations		
	Estimate, 1935	Estimate, 1934	Actual, 1933
<i>Physical improvements</i>			
PERSONAL SERVICES			
01 Personal services (draftsmen).....		\$1,010	
OTHER OBLIGATIONS			
09 Advertising and publication of notices.....		125	
12 Repairs and alterations.....		2,990	
32 Other structures.....		65,875	
Total obligations.....		70,000	
Received by transfer from Federal Emer- gency Administration of Public Works.....		-70,000	
Total estimate or appropriation.....			

Statement of proposed expenditures for the purchase, maintenance, repair, and operation of motor-propelled and horse-drawn passenger-carrying vehicles in the conduct of the field work of the Department of Agriculture outside of the District of Columbia, for the fiscal year ending June 30, 1935, as required by section 5 of the act of July 16, 1914 (U.S.C., p. 33, sec. 78)

FOOD AND DRUG ADMINISTRATION

Appropriation	For purchase						Net cost of new cars	Old vehicles still to be used	Total maintenance, repair, and operation, all cars	Public purpose and users
	New vehicles (motors, unless otherwise indicated)			Old vehicles to be exchanged						
	Number	Description	Gross cost	Number	Description	Allowance (estimated)				
Salaries and general expenses, Food and Drug Administration.	12	Coupe.....	\$5,100	{ 5 2	Trucks..... Coaches.....	\$805	\$4,295	11	\$8,970	For inspectors of eastern district territory, headquarters in New York, N.Y., to visit factories, food establishments, and transportation offices to make inspections and collect samples of foods, drugs, and insecticides. For inspectors of central district territory, headquarters in Chicago, Ill., to visit factories, food establishments, and transportation offices to make inspections and collect samples of foods, drugs, and insecticides. For inspectors of western district territory, headquarters in San Francisco, Calif., to visit factories, food establishments, and transportation offices to make inspections and collect samples of foods, drugs, and insecticides. For naval stores inspectors and classifiers to visit rosin and turpentine stills in enforcement of Naval Stores Act.
	5 5	Coupes..... Coaches.....	4,400	{ 4 2	Coaches..... Trucks.....	725	3,675	7	6,700	
	4 4	Coupes..... Coaches.....	4,600	{ 3 1	Trucks..... Coach.....	320	4,280	11	7,500	
	2	Coupes.....	850	2	Coupes.....	300	550	2	1,300	
Total.....	32	14,950	9 10	Passenger vehicles. Trucks.	2,150	12,800	31	24,470	

MISCELLANEOUS

INTERCHANGE OF APPROPRIATIONS

Not to exceed 10 per centum of the foregoing amounts for the miscellaneous expenses of the work of any bureau, division, or office herein provided for shall be available interchangeably for

expenditures on the objects included within the general expenses of such bureau, division, or office, but no more than 10 per centum shall be added to any one item of appropriation except in cases of extraordinary emergency, and then only upon the written order of the Secretary of Agriculture: *Provided*, That a statement of any transfers of appropriations made hereunder shall be included in the annual Budget (*act Mar. 3, 1933, 47 Stat., p. 1465*).

Statement of interchange of appropriations for the fiscal year 1933 in accordance with the provisions of the above paragraph

Bureau	Amount transferred	From—	To—	Reasons
Office of Experiment Stations.	\$4,000	Salaries and expenses 1933 (supervision of and relations with agricultural experiment stations).	Salaries and expenses, 1933 (insular Experiment stations, Puerto Rico).	To provide funds urgently needed to restore property at Puerto Rico station damaged by Yaguez River flood.
Bureau of Plant Industry.	7,500	Salaries and expenses, 1933 (cereal crops and diseases).	Salaries and expenses, 1933 (horticultural crops and diseases).	To provide for the maintenance and protection of citrus groves at Brooksville, Fla.
Do.....	5,000	Salaries and expenses, 1933 (forage crops and diseases).	Salaries and expenses, 1933 (drug and related plants).	To meet an emergency caused by the downy mildew of hops.
Forest Service.....	9,000	Salaries and expenses, 1933 (protection and administration of national forests).	Salaries and expenses, 1933 (forest management).	To finance investigation and report on silviculture, forest management, and research in Europe.
Bureau of Entomology..	1,500	Salaries and expenses, 1933 (fruit and shade tree insects).	Salaries and expenses, 1933 (taxonomy and interrelations of insects).	To permit the continuation of centralized identification work under the subappropriation "Taxonomy and interrelations of insects."
Do.....	3,000	Salaries and expenses, 1933 (truck and garden crop insects).do.....	Do.
Do.....	500	Salaries and expenses 1933 (forest insects).do.....	Do.
Do.....	3,000	Salaries and expenses, 1933 (cereal and forage insects).do.....	Do.
Do.....	1,500	Salaries and expenses, 1933 (household and stored products insects).do.....	Do.
Do.....	500	Salaries and expenses, 1933 (bee culture and apiary management).do.....	Do.
Bureau of Agricultural Economics.	15,000	Salaries and expenses, 1933 (foreign competition and demand).	Salaries and expenses, 1933 (farm management).	To provide for expansion of work on land economics and land utilization.
Bureau of Plant Quarantine.	29,500	Salaries and expenses, 1933 (control and prevention of spread of European corn borer).	Salaries and expenses, 1933 (control and prevention of spread of Japanese beetle).	To meet an emergency due to the finding of the Japanese beetle in areas in Massachusetts, Vermont, New Hampshire, and Virginia, previously not known to be infested.
Do.....	20,000	Salaries and expenses, 1933 (enforcement of foreign plant quarantines).	Salaries and expenses, 1933 (control and prevention of spread of Mexican fruit worm).	To provide for the purchase of materials for use in applying a poison spray in the citrus orchards of the Rio Grande valley of Texas in control of the Mexican fruit fly.
Food and Drug Administration.	2,900	Salaries and expenses 1933 (enforcement of the Milk Importation Act).	Salaries and expenses, 1933 (enforcement of the Food and Drugs Act).	To provide for additional funds urgently needed for work on spray residues and fish.
Do.....	2,100	Salaries and expenses 1933 (enforcement of the Insecticide Act).do.....	Do.
Total transferred..	105,000			

Work for other departments: During the fiscal year [1934] 1935 the head of any department or independent establishment of the Government requiring inspections, analyses, and tests of food and other products, within the scope of the functions of the Department of Agriculture and which that department is unable to perform within the limits of its appropriations, may, with the approval of the Secretary of Agriculture, transfer to the Department of Agriculture for direct expenditure such sums as may be necessary for the performance of such work (*act Mar. 3, 1933, 47 Stat., p. 1465*).

Experiments and Demonstrations in Livestock Production—

To enable the Secretary of Agriculture, in cooperation with the authorities of the States concerned, or with individuals, to make such investigations and demonstrations as may be necessary in connection with the development of livestock production in the cane-sugar and cotton districts of the United States, [\$39,560.] \$37,036 (*acts June 30, 1914, 38 Stat., p. 441; Mar. 3, 1933, 47 Stat., p. 1465*).

Estimate 1935, \$37,036

Appropriated 1934, \$39,560

By objects	Obligations					
	Estimate, 1935		Estimate, 1934		Actual, 1933	
PERSONAL SERVICES, FIELD	Posi- tions	Av. salary	Posi- tions	Av. salary	Posi- tions	Av. salary
Professional service:						
Grade 5. Agent in animal husbandry.....	1	\$4,600	1	\$4,600	1	\$4,600
Grade 3. Associate animal husbandman.....	1	3,400	1	3,400	1	3,400
Grade 2. Agent in animal husbandry.....	1	2,700	1	2,700	1	2,700
Clerical, administrative, and fiscal service:						
Grade 3. Assistant clerk.....	1	1,740	1	1,740	1	1,740
Grade 1. Underclerk.....	1	1,380	1	1,380	1	1,380
Custodial service:						
Grade 5. Senior mechanic.....	1	1,620	1	1,620	1	1,620
Grade 4. Laborer.....	1	1,560	1	1,560	1	1,560
Grade 1. Junior laborer.....	1	660	1	660	1	660
Total permanent, field.....	8	17,660	8	17,660	8	17,660
Deduct lapses and administrative furloughs.....		150		150		510
Net permanent, field.....		17,510		17,510		17,150
Temporary employees, field.....		11,140		11,140		11,723
All personal services, field.....		28,650		28,650		28,873
Deduct subsistence and quarters furnished.....		1,040		1,040		1,040
		27,610		27,610		27,833
Deduct legislative reductions.....		2,865		4,297		2,160
01 Personal services (net).....		24,745		23,313		25,673

Experiments and Demonstrations in Livestock Production—Contd.

By objects	Obligations		
	Estimate, 1935	Estimate, 1934	Actual, 1933
OTHER OBLIGATIONS			
02 Supplies and materials.....	\$7,285	\$7,285	\$7,157
04 Storage on motor cars.....	50	50	24
05 Communication service.....	100	100	81
06 Travel expenses.....	590	590	573
07 Transportation of things (service).....	150	150	131
08 Photographing and mimeographing.....	25	25	10
10 Furnishing of heat, light, and power.....	1,166	1,166	1,152
12 Repairs and alterations.....	975	975	721
13 Special and miscellaneous current expenses.....	250	250	255
30 Equipment.....	1,700	1,700	1,686
32 Construction of a well.....			942
Total other obligations.....	12,291	12,291	12,732
Grand total obligations.....	37,036	35,604	38,405
Estimated savings and unobligated balances.....		3,956	2,920
Total estimate or appropriation.....	37,036	39,560	41,325
BY ACTIVITIES OR PROJECTS			
1. Administration.....	11,851	11,393	12,290
2. Animal Husbandry:			
(a) Beef cattle.....	6,658	6,400	6,880
(b) Swine.....	2,871	2,760	3,006
(c) Horses and mules.....	1,952	1,877	2,020
3. Dairy cattle.....	10,000	9,613	10,369
4. Pasture and forage.....	3,704	3,561	3,840
Total.....	37,036	35,604	38,405

Passenger-carrying vehicles: Within the limitations specified under the several headings the lump-sum appropriations herein made for the Department of Agriculture shall be available for the purchase of motor-propelled and horse-drawn passenger-carrying vehicles necessary in the conduct of the field work of the Depart-

ment of Agriculture outside the District of Columbia: *Provided*, That such vehicles shall be used only for official service outside the District of Columbia, but this shall not prevent the continued use for official service of motor trucks in the District of Columbia: *Provided further*, That the limitation on expenditures for purchase of passenger-carrying vehicles in the field service shall be interchangeable between the various bureaus and offices of the department, to such extent as the exigencies of the service may require: *Provided further*, That appropriations contained in this Act shall be available for the maintenance, operation, and repair of motor-propelled and horse-drawn passenger-carrying vehicles: *Provided further*, That the Secretary of Agriculture may exchange motor-propelled and horse-drawn vehicles, tractors, road equipment, and boats, and parts, accessories, tires, or equipment thereof, in whole or in part payment for vehicles, tractors, road equipment, or boats, or parts, accessories, tires, or equipment of such vehicles, tractors, road equipment, or boats purchased by him (*U.S.C., title 5, sec. 78; title 23, secs. 21, 23; act Mar. 3, 1933, 47 Stat., p. 1465*).

Collection of 1931 and Prior Seed Grain Loans—

【To enable the Secretary of Agriculture to collect moneys due the United States on account of loans made under the provisions of the Acts of March 3, 1921 (41 Stat., p. 1347), March 20, 1922 (42 Stat., p. 467), April 26, 1924 (43 Stat., p. 110), February 28, 1927 (44 Stat., p. 1251), February 25, 1929 (45 Stat., p. 1306), as amended May 17, 1929 (46 Stat., p. 3), March 3, 1930 (46 Stat., pp. 78, 79), December 20, 1930 (46 Stat., p. 1032), February 14, 1931 (46 Stat., p. 1160), and February 23, 1931 (46 Stat., p. 1276), not to exceed \$350,000 of the repayments made during the fiscal year 1933 to the appropriations contained in Public Resolution Numbered 114, approved January 15, 1931, and in the Interior Department Appropriation Act for the fiscal year 1932, approved February 14, 1931, to carry out the provisions of Public Resolution Numbered 112, approved December 20, 1930, as amended (46 Stat., pp. 1032, 1160, 1167) is hereby made available, of which amount not to exceed \$55,000 may be expended for departmental personal services in the District of Columbia】 (*act Mar. 3, 1933, 47 Stat., p. 1466*).

NOTE.—This item has been transferred to the Farm Credit Administration.

Soil-Erosion Investigations—

To enable the Secretary of Agriculture to make investigation not otherwise provided for of the causes of soil erosion and the possibility of increasing the absorption of rainfall by the soil in the United States, and to devise means to be employed in the preservation of soil, the prevention or control of destructive erosion and the conservation of rainfall by terracing or other means, independently or in cooperation with other branches of the Government, State agencies, counties, farm organizations, associations of business men, or individuals, including necessary expenses, 【\$276,474】 \$168,326, of which amount not to exceed 【\$14,758】 \$11,280 may be expended for personal services in the District of Columbia, and not to exceed \$1,120 shall be available for the purchase of motor-propelled and horse-drawn passenger-carrying vehicles necessary in the conduct of field work outside the District of Columbia】 (*act Mar. 3, 1933, 47 Stat., p. 1466*).

Estimate 1935, \$168,326

Appropriated 1934, \$276,474

By objects	Obligations			
	Estimate, 1935		Estimate, 1934	
	Posi- tions	Av. salary	Posi- tions	Av. salary
Forest Service				
PERSONAL SERVICES, DEPARTMENTAL				
Professional and scientific service:				
Grade 4. Research administrative officer.	0.7	\$4,600	0.7	\$4,600
Total permanent positions, departmental.	0.7	3,135	0.7	3,135
PERSONAL SERVICES, FIELD				
Professional service:				
Grade 6. Director, forest experiment station.	0.1	6,000	0.1	6,000
Principal silviculturist.	0.9	5,703	0.9	5,703
Grade 5. Director, Forest Experiment Station.	0.1	5,200	0.1	5,200
Senior silviculturist.	1.8	4,667	1.8	4,667
Senior range examiner.	0.5	4,600	0.5	4,600
Grade 4. Forest ecologist.	1	3,800	1	3,800
Silviculturist.			0.3	3,800
Grade 3. Associate forest ecologist.	1	3,200	1	3,200
Associate range examiner.	1.9	3,228	1.9	3,228
Grade 2. Assistant forest ecologist.	2	2,700	2	2,700
Assistant range examiner.	1	2,700	1	2,700
Assistant silviculturist.			0.1	2,700
Grade 1. Junior range examiner.	1.3	2,205	1.3	2,205
Junior forester.	1.8	2,056	1.8	2,056

Soil-Erosion Investigations—Continued.

By objects	Obligations			
	Estimate, 1935		Estimate, 1934	
	Posi- tions	Av. salary	Posi- tions	Av. salary
PERSONAL SERVICES, FIELD—continued				
Subprofessional service:				
Grade 6. Senior forest ranger.	1	\$2,500	1	\$2,500
Grade 2. Under scientific aid.			0.1	1,260
Clerical, administrative, and fiscal service:				
Grade 7. Junior administrative assistant.	0.2	2,600	0.2	2,600
Grade 6. Principal clerk.	0.6	2,345	0.6	2,345
Grade 5. Senior clerk.	0.7	2,250	0.7	2,250
Grade 4. Clerk.	0.4	2,000	0.4	2,000
Grade 3. Assistant clerk.	2.1	1,707	2.1	1,753
Grade 2. Junior clerk.	1.5	1,525	1.5	1,527
Custodial service:				
Grade 8. Carpenter.			0.2	2,340
Total permanent, field.	19.9	57,074	19.9	57,074
Deduct lapses and administrative furloughs.				40
Net permanent, field.		57,074		57,074
Temporary employees, field.		4,905		4,905
All personal services, field.		61,979		61,979
Total, departmental and field.		65,114		65,114
Deduct legislative reductions.		6,511		9,767
01 Personal services (net).		58,603		55,347
OTHER OBLIGATIONS				
02 Supplies and materials.		863		863
04 Subsistence and care of animals and storage and care of vehicles.				23
05 Communication service.		253		253
06 Travel expenses.		6,902		6,902
07 Transportation of things (service).		364		364
08 Printing, binding, engraving, lithographing, photographing, and type-writing.				559
10 Furnishing of heat, light, power, etc.				133
11 Rents.		157		157
12 Repairs and alterations.				722
13 Special and miscellaneous current expenses.				39
30 Equipment.		500		500
32 Structures and parts and nonstructural improvements to lands.				2,056
Total other obligations.		9,039		9,039
Grand total obligations.		67,642		64,386
Deduct on account of Public Works allotment of.		-67,642		
Estimated savings and unobligated balances.				19,428
Total estimate or appropriation.				83,814
BY ACTIVITIES OR PROJECTS				
1. Appalachian forest experiment station.		4,371		4,157
2. California forest and range experiment station.		21,001		19,893
3. Intermountain forest and range experiment station.		14,339		13,735
4. Lake States forest experiment station.		3,598		3,520
5. Southern forest experiment station.		4,016		3,830
6. Southwestern forest and range experiment station.		17,479		16,586
7. Washington, D.C.		2,838		2,665
Deduct on account of Public Works allotment of.		67,642		
Total.				64,386
For additional activities in soil-erosion investigations, including aid in application of results and additional research required for work of the Civilian Conservation Corps, from the emergency appropriation "National Industrial Recovery, Agriculture, Forest Service, 1933-1935".				34,585
Bureau of Chemistry and Soils				
PERSONAL SERVICES, DEPARTMENTAL				
Professional service:				
Grade 3. Associate physicist.	1	\$3,200	1	\$3,200
Grade 2. Assistant physicist.	1	2,800	1	2,800
Subprofessional service:				
Grade 5. Laboratory mechanic.	0.2	1,860	0.2	1,860
Clerical, administration, and fiscal service:				
Grade 5. Senior clerk-stenographer.	0.5	2,100	0.5	2,100
Grade 3. Assistant clerk-stenographer.	1	1,620	1	1,620
Total permanent, departmental.	3.7	9,042	3.7	9,042
Deduct lapses and administrative furloughs.				88
Net permanent, departmental.		9,042		8,953

Soil-Erosion Investigation—Continued.

By objects	Obligations					
	Estimate, 1935		Estimate, 1934		Actual, 1933	
<i>Bureau of Chemistry and Soils—Contd.</i>						
PERSONAL SERVICES, FIELD	Posi- tions	Av. salary	Posi- tions	Av. salary	Posi- tions	Av. salary
Professional service:						
Grade 4. Scientist in soil erosion.....	6	\$3,750	6	\$3,750	6.5	\$3,757
Grade 3. Associate scientist in soil erosion.....	2	3,200	2	3,200	2	3,200
Grade 2. Assistant soil surveyor.....	1	2,900	1	2,900	0.3	2,900
Subprofessional service:						
Grade 1. Cooperative agent (farm fore- man).....	5.5	1,320	5.5	1,320	5.3	1,284
Clerical, administrative, and fiscal service:						
Grade 4. Clerk-stenographer (part time).....	2	540	2	540	0.8	540
Total permanent, field.....	16.5	40,140	16.5	40,140	14.9	38,657
Temporary employees, field.....		20,000		20,000		21,592
All personal services, field.....		60,140		60,140		60,249
Total departmental and field.....		69,182		69,182		68,902
Deduct subsistence and quarters furnished.....		450		450		237
		68,732		68,732		68,665
Deduct legislative reductions.....		6,918		10,310		7,484
01 Personal services (net).....		61,814		58,422		61,181
OTHER OBLIGATIONS						
02 Supplies and materials.....		5,000		5,000		6,344
04 Subsistence and care of animals.....		400		400		471
05 Communication service.....		500		500		501
06 Travel expenses.....		4,000		4,000		5,925
07 Transportation of things.....		1,600		1,600		1,622
08 Printing, etc.....		300		300		563
10 Heat, light, power, water, and electric- ity.....		290		290		293
11 Rents.....		330		330		337
12 Repairs and alterations.....		1,400		1,400		1,454
13 Special and miscellaneous current expenses.....		800		800		945
30 Equipment.....		7,958		7,958		12,384
Total other obligations.....		22,578		22,578		30,839
Grand total obligations.....		84,392		81,000		92,020
Estimated savings and unobligated bal- ances.....				15,264		7,980
Total estimate or appropriation.....		84,392		96,264		100,000
BY ACTIVITIES OR PROJECTS						
Soil erosion stations:						
Guthrie, Okla.....		8,010		7,685		8,300
Hays, Kans.....		4,020		3,860		3,917
Temple, Tex.....		7,710		7,400		8,272
Tyler, Tex.....		7,900		7,585		8,470
Bethany, Mo.....		8,410		8,070		9,300
Statesville, N.C.....		8,020		7,700		8,773
Pullman, Wash.....		8,130		7,800		8,923
Clarinda, Iowa.....		9,370		9,000		10,660
La Crosse, Wis.....		8,025		7,700		8,415
Zanesville, Ohio.....		9,585		9,200		11,230
Washington headquarters.....		5,212		5,000		5,760
Total.....		84,392		81,000		92,020
<i>Bureau of Agricultural Engineering</i>						
PERSONAL SERVICES, DEPARTMENTAL	Posi- tions	Av. salary	Posi- tions	Av. salary	Posi- tions	Av. salary
Professional service:						
Grade 5. Senior drainage engineer.....	0.5	\$5,000	0.5	\$5,000	0.2	\$5,000
Grade 4. Clerk-stenographer.....	0.5	1,980	0.5	1,980	0.2	1,980
Total permanent, departmental.....	1	3,490	1	3,490	0.4	1,163
PERSONAL SERVICES, FIELD						
Professional service:						
Grade 5. Senior drainage engineer.....	1	4,800	1	4,800	0.7	4,800
Grade 4. Agricultural engineer.....	3	3,800	3	3,800	3	3,800
Grade 3. Associate agricultural engineer.....	3	3,200	3	3,200	3	3,200

Soil-Erosion Investigation—Continued.

By objects	Obligations					
	Estimate, 1935		Estimate, 1934		Actual, 1933	
<i>Bureau of Agricultural Engineering—Contd.</i>						
PERSONAL SERVICES, FIELD—continued	Posi- tions	Av. salary	Posi- tions	Av. salary	Posi- tions	Av. salary
Professional service—Continued.						
Grade 1. Junior agricultural engineer.....	1	\$2,300	1	\$2,300	1	\$2,300
Junior civil engineer.....	2	2,050	2	2,050	2	2,050
Clerical, administrative, and fiscal service:						
Grade 1. Junior typist.....	1	1,260	1	1,260	0.7	1,260
Custodial service:						
Grade 6. Assistant farm mechanic.....	1	1,800	1	1,800	1	1,800
Unclassified, agent (farm foreman).....	4.5	1,333	4.5	1,333	4.4	1,316
Total permanent, field.....	16.5	41,259	16.5	41,259	15.8	39,570
Deduct lapses and administrative furloughs.....		100		100		9
Net permanent, field.....		41,159		41,159		39,561
Temporary employees, field.....		24,000		24,000		28,706
All personal services, field.....		65,159		65,159		68,267
Total, departmental and field.....		68,649		68,649		69,430
Deduct subsistence and quarters furnished.....		450		450		240
Deduct legislative reductions.....		68,199		68,199		69,190
		6,820		10,297		6,042
01 Personal services (net).....		61,379		57,902		63,148
OTHER OBLIGATIONS						
02 Supplies and materials.....		8,805		8,805		13,290
04 Storage and care of vehicles.....		3,800		3,800		4,020
05 Communication service.....		250		250		281
06 Travel expenses.....		2,500		2,500		3,008
07 Transportation of things.....		500		500		715
08 Printing, binding, photographing, and typewriting.....		350		350		422
10 Furnishing of heat, light, power, water, and electricity.....		200		200		245
11 Rents.....		900		900		1,063
12 Repairs and alterations.....		1,200		1,200		1,477
13 Special and miscellaneous current ex- penses.....		50		50		54
30 Equipment.....		4,000		4,000		5,720
Total other obligations.....		22,555		22,555		30,295
Grand total obligations.....		83,934		80,457		93,443
Estimated savings and unobligated balances.....				15,939		6,557
Total estimate or appropriation.....		83,934		96,396		100,000

National Industrial Recovery, Agriculture, Agricultural Engineering—

By objects	Obligations					
	Estimate, 1935		Estimate, 1934		Actual, 1933	
Soil erosion, physical improvements	Posi- tions	Av. salary	Posi- tions	Av. salary	Posi- tions	Av. salary
Personal services.....				\$25,000		
Deduct amount included in objects below.....				25,000		
01 Personal services (net).....						
OTHER OBLIGATIONS						
12 Repairs and alterations.....				4,350		
32 Structures and parts and nonstructural improvements.....				53,400		
Total other obligations.....				57,750		
Received by transfer from Federal Emergency Administration of Public Works.....				-57,750		
Total estimate or appropriation.....						

Statement of proposed expenditures for the purchase, maintenance, repair, and operation of motor-propelled and horse-drawn passenger-carrying vehicles in the conduct of the field work of the Department of Agriculture outside of the District of Columbia, for the fiscal year ending June 30, 1935, as required by section 5 of the act of July 16, 1914 (U.S.C., p. 33, sec. 78)

BUREAU OF CHEMISTRY AND SOILS

Appropriation	For purchase						Old vehicles still to be used	Total maintenance, repair, and operation, all cars	Public purpose and users
	New vehicles (motors, unless otherwise indicated)			Old vehicles to be exchanged					
	Number	Description	Gross cost	Number	Description	Allowance (estimated)			
Miscellaneous: Soil erosion investigations							1	\$450	Erosion surveys and inspection of erosion experiment stations by chief and assistants of soil erosion investigations.

Statement of proposed expenditures for the purchase, maintenance, repair, and operation of motor-propelled and horse-drawn passenger-carrying vehicles in the conduct of the field work of the Department of Agriculture outside of the District of Columbia, for the fiscal year ending June 30, 1935, as required by section 5 of the act of July 16, 1914 (U.S.C., p. 33, sec. 78)

BUREAU OF AGRICULTURAL ENGINEERING

Appropriation	For purchase						Old vehicles still to be used	Total maintenance, repair, and operation, all cars	Public purpose and users	
	New vehicles (motors, unless otherwise indicated)			Old vehicles to be exchanged						Net cost of new cars
	Number	Description	Gross cost	Number	Description	Allowance (estimated)				
Soil erosion investigations.....								2	\$700	These cars are used by the agricultural and drainage engineers on soil erosion work in Oklahoma and Kansas.

Forest Roads and Trails—

For carrying out the provisions of section 23 of the Federal Highway Act approved November 9, 1921 (U.S.C., title 23, sec. 23), including not to exceed \$74,269, \$10,521 for departmental personal services in the District of Columbia, \$4,457,400, \$1,878,124, a part of the amount authorized to be appropriated for the fiscal year 1933 by the Act approved May 5, 1930: *Provided*, That this appropriation shall be available for the rental, purchase, or construction of buildings necessary for the storage of equipment and supplies used for road and trail construction and maintenance, but the total cost of any such building purchased or constructed under this authorization shall not exceed \$2,500: *Provided further*, That during the fiscal year ending June 30, 1934, 1935, the expenditures on forest highways in Alaska from the amount herein appropriated or from similar appropriations heretofore made shall not exceed \$350,000 (U.S.C., title 16, sec. 503; title 23, sec. 23; U.S.C., Supp. VI, title 23, secs. 6a, 6b, 10a, 12, 23; act Mar. 3, 1933, 47 Stat., p. 1466).

Estimate 1935, \$1,878,124

Appropriated 1934, \$4,457,400

By objects	Obligations			
	Estimate, 1935	Estimate, 1934	Actual, 1933	
Forest highways				
PERSONAL SERVICES, DEPARTMENTAL	Posi- tions	Av. salary	Posi- tions	Av. salary
Professional service:				
Grade 6. Principal engineer			0.5	\$6,000
Grade 5. Senior engineer			0.5	5,000
Grade 4. Senior highway engineer	0.2	\$4,800	0.5	\$4,800
Grade 4. Engineer			0.8	3,800
Grade 3. Associate highway engineer	0.1	3,600	0.5	3,600
Assistant engineer			0.9	3,200
Subprofessional service:				
Grade 7. Principal draftsman			0.4	2,600
Clerical, administrative, and fiscal service:				
Grade 10. Junior administrative officer			0.2	3,800
Grade 7. Junior administrative assistant	0.3	2,800	1	2,800
Assistant superintendent of equipment	0.1	2,800	0.5	2,800
Grade 6. Principal clerk	0.2	2,600	0.5	2,600
Grade 5. Senior clerk	0.9	2,217	3	2,217
Grade 4. Clerk	0.9	1,800	3	1,800
Grade 3. Assistant clerk	1.2	1,665	4	1,665
Assistant clerk-stenographer	0.3	1,680	1	1,680
Grade 2. Junior clerk	0.5	1,440	1.5	1,440
Senior typist	0.2	1,500	0.5	1,500
Grade 1. Underclerk	0.3	1,380	1.5	1,380
Total permanent, departmental	5.2	10,521	17.5	35,070
Deduct lapses and administrative furloughs				1,739
Net permanent, departmental		10,521		35,070
PERSONAL SERVICES, FIELD				
Professional service:				
Grade 6. Principal highway engineer	0.6	5,905	5.8	5,945
Grade 5. Regional engineer	4.2	4,852	4.2	4,852
Senior highway bridge engineer	0.3	4,739	0.9	4,739
Senior highway engineer	0.8	4,696	2.7	4,696
Grade 4. Acting regional engineer	0.5	4,000	0.5	4,000
Engineer	0.5	4,000	0.5	4,000
Highway engineer	0.5	4,074	1.6	4,074
Highway bridge engineer	0.1	4,060	0.5	4,060
Mechanical engineer	0.1	4,000	0.2	4,000
Grade 3. Associate civil engineer	0.7	3,357	0.7	3,357
Associate highway engineer	2.7	3,312	9.3	3,312
Associate highway bridge engineer	0.3	3,316	1	3,316
Associate construction engineer	0.1	3,200	0.3	3,200
Grade 2. Assistant highway engineer	2.9	2,765	9.8	2,765
Assistant highway bridge engineer	0.1	2,680	0.4	2,680
Grade 1. Junior highway engineer	4.4	2,117	14.8	2,117
Junior structural engineer	0.1	2,100	0.2	2,100

Forest Roads and Trails—Continued.

By objects	Obligations			
	Estimate, 1935	Estimate, 1934	Actual, 1933	
PERSONAL SERVICES, FIELD—continued	Posi- tions	Av. salary	Posi- tions	Av. salary
Subprofessional service:				
Grade 8. Chief surveyor	0.5	\$3,200	0.5	\$3,200
Chief engineering inspector superintendent	1.2	2,748	3.9	2,748
Chief of road survey party	0.2	2,836	0.8	2,836
Superintendent road construction			0.5	2,734
Foreman of road maintenance	0.2	2,700	0.5	2,700
Grade 7. Principal engineering inspector superintendent	0.5	2,399	1.8	2,399
Principal surveyor			1	2,300
Superintendent foreman	0.1	2,500	0.5	2,500
Principal engineering draftsman	0.1	2,423	0.3	2,423
Principal highway draftsman	0.1	2,700	0.2	2,700
Transitman	0.3	2,400	0.5	2,400
Superintendent road construction			0.2	2,300
Assistant forest supervisor			0.3	2,800
Grade 6. Senior highway draftsman	0.1	2,000	0.3	2,000
Senior engineering draftsman	0.4	2,039	1.4	2,039
Senior engineering inspector foreman	3.6	2,075	12.1	2,075
Foreman	1.2	2,100	4	2,100
Engineer and pilot	0.1	2,100	0.5	2,100
Senior engineering aid	0.3	2,211	0.9	2,211
Road foreman	0.6	2,025	2	2,025
Foreman road maintenance	0.1	2,100	0.4	2,100
Transitman	0.2	2,100	0.5	2,100
Assistant road foreman	0.1	2,300	0.4	2,300
Senior foreman, road maintenance	0.2	2,123	0.6	2,123
Grade 5. Transitman			1.2	2,123
Road foreman			0.1	1,800
Boat engineer	0.1	1,800	0.5	1,800
Engineering draftsman	0.3	1,827	0.9	1,827
Foreman of road maintenance	0.3	1,851	1	1,851
Topographical draftsman	0.3	1,820	0.5	1,836
Grade 4. Road foreman			0.8	1,838
Senior levelman	5.1	1,645	17.1	1,645
Tractor operator	0.5	1,749	1.4	1,749
Grade 3. Junior highway draftsman	0.1	1,680	0.3	1,680
Junior topographical draftsman	0.1	1,440	0.3	1,440
Junior engineering draftsman	0.1	1,500	0.4	1,500
Grade 2. Head chainman	1.2	1,260	3.9	1,260
Senior rodman	0.8	1,270	2.6	1,270
Grade 1. Senior rodman	0.9	1,092	3.1	1,092
Head chainman	2.4	1,098	8.1	1,098
Graderman			0.3	1,083
Clerical, administrative, and fiscal service:				
Grade 12. Regional fiscal agent	1	4,800	1	4,800
Grade 10. Regional fiscal agent	0.5	4,000	0.5	4,000
Senior investigator	0.1	3,577	0.6	3,577
Grade 9. Senior administrative assistant	1	3,300	1	3,300
Grade 8. Deputy regional fiscal agent			0.1	2,900
Grade 7. Junior administrative assistant	0.3	2,682	1	2,682
Grade 6. Principal clerk	1	2,451	1.3	2,593
Grade 5. Senior clerk	1.9	2,070	4.1	2,139
Grade 4. Clerk	2.5	1,890	4.7	1,912
Grade 3. Assistant clerk	1.9	1,725	5.3	1,691
Assistant clerk-stenographer	0.1	1,620	0.4	1,620
Assistant clerk-typist			0.1	1,680
Senior stenographer	0.1	1,740	0.2	1,740
Grade 2. Junior clerk	1.6	1,458	3	1,473
Junior clerk-typist	0.3	1,440	0.9	1,440
Junior stenographer	1.1	1,473	3.5	1,473
Junior clerk-stenographer	0.2	1,440	0.6	1,440
Grade 1. Junior typist	0.1	1,320	0.3	1,320
Underoperative			0.2	1,260
Underclerk	0.1	1,260	0.2	1,260
Custodial service:				
Grade 10. Chief mechanical superintendent	0.2	3,100	0.5	3,100
Grade 9. Assistant shop foreman	0.1	2,500	0.5	2,500
Assistant repairman foreman			0.4	2,467
Assistant mechanical superintendent	0.2	2,600	0.5	2,600

Forest Roads and Trails—Continued.

By objects	Obligations					
	Estimate, 1935		Estimate, 1934		Actual, 1933	
	Posi- tions	Av. salary	Posi- tions	Av. salary	Posi- tions	Av. salary
PERSONAL SERVICES, FIELD—continued						
Custodial service—Continued.						
Grade 8. Principal mechanic	1	\$2,341	3.2	\$2,341	6.3	\$2,341
Principal blacksmith	0.2	2,200	0.5	2,200	1	2,200
Grade 7. Senior mechanic	1.1	1,980	3.5	1,980	7	1,980
Senior blacksmith	0.3	1,920	1	1,920	2	1,920
Senior automobile painter	0.1	1,980	0.5	1,980	1	1,980
Grade 6. Power grader operator	0.3	1,800	1	1,800	2	1,800
Mechanic	0.4	1,800	1.3	1,800	2.7	1,800
Assistant mechanic	0.1	1,680	0.5	1,680	1	1,680
Tractor operator	0.1	1,800	0.4	1,800	0.8	1,800
Operator	0.5	1,800	1.6	1,800	3.2	1,800
Truck driver	0.1	1,854	0.2	1,854	0.5	1,854
Grade 5. Junior mechanic	0.8	1,669	2.8	1,669	5.5	1,669
Junior blacksmith	0.2	1,680	0.5	1,680	1	1,680
Warehouseman			0.2	1,680	0.3	1,680
Operator of grader equipment	0.3	1,623	1	1,623	2.1	1,623
Grade 4. Senior laborer	0.1	1,560	0.3	1,560	0.6	1,560
Guard watchman	0.1	1,560	0.2	1,560	0.4	1,560
Undermechanic	0.1	1,500	0.5	1,500	1	1,500
Warehouseman	0.1	1,620	0.2	1,620	0.3	1,620
Toolroomman	0.2	1,560	0.5	1,560	1	1,560
Grade 2. Unskilled laborer	0.1	1,147	0.5	1,147	1.1	1,134
Grade 1. Junior messenger	0.3	667	1	667	2.1	667
Total permanent, field	62	151,585	175	394,831	340.4	750,322
Deduct lapses and administrative furloughs						22,269
Net permanent, field		151,585		394,831		728,053
Temporary employees, field		63,580		211,933		423,867
All personal services, field		215,165		606,764		1,151,920
Total, departmental and field		225,686		641,834		1,225,320
Deduct subsistence and quarters furnished						40
		\$225,686		641,834		1,225,280
Deduct legislative reductions		22,569		96,275		120,671
Total cash paid salaries and wages		203,117		545,559		1,098,609
Deduct amounts included in objects below		203,117		545,559		1,098,609
01 Personal services (net)						
OTHER OBLIGATIONS						
32 Structures and parts and nonstructural improvements to land		1,878,124		6,214,849		4,579,599
Grand total obligations		1,878,124		6,214,849		4,579,599
1932 appropriation available in 1933						-605,603
1933 appropriation available in 1934				-1,802,033		+1,802,033
Transferred to Department of Commerce, Bureau of Standards				+1,800		
Net total obligations		1,878,124		4,414,616		5,776,029
Estimated savings and unobligated balances				42,784		128,971
Total estimate or appropriation		1,878,124		4,457,400		5,905,000
Forest road development						
PERSONAL SERVICES, DEPARTMENTAL						
Professional service:						
Grade 6. Principal engineer			0.6	\$6,000		
Grade 5. Senior engineer			0.4	5,000		
Grade 4. Engineer			0.7	3,800		
Grade 3. Associate engineer			0.9	3,200		
Subprofessional service:						
Grade 7. Principal draftsman			0.9	2,600		
Clerical, administrative, and fiscal service:						
Grade 10. Junior administrative officer			0.9	3,800		
Grade 5. Senior clerk			0.9	2,300		
Grade 4. Clerk			0.5	2,100		
Grade 3. Assistant clerk			1	1,890		
Total permanent, departmental			6.8	21,910		
PERSONAL SERVICES, FIELD						
Professional service:						
Grade 6. Assistant regional forester					0.1	5,600
Grade 5. Regional engineer			0.7	4,667	0.3	4,800
Grade 4. Regional forest inspector			1	4,400	1	4,400
Grade 3. Associate logging engineer			0.5	3,300	0.5	3,400
Associate regional engineer			1	3,600	0.6	3,600
Associate civil engineer			1.3	3,385	1	3,300
Associate highway engineer					0.2	3,340
Grade 2. Assistant engineer			3	2,767	2.8	2,798
Assistant highway engineer					0.1	2,700
Grade 1. Junior forester			2.5	2,300	0.9	2,000
Junior highway engineer					0.1	2,000
Subprofessional service:						
Grade 8. Superintendent road construction			13	2,815	9.6	2,687
Chief surveyor			5	2,920	5.2	2,940
Assistant regional forest inspector			1	3,000	1.7	2,927
Chief lumberman					0.2	2,600

Forest Roads and Trails—Continued.

By objects	Obligations					
	Estimate, 1935		Estimate, 1934		Actual, 1933	
	Posi- tions	Av. salary	Posi- tions	Av. salary	Posi- tions	Av. salary
Forest road development—Continued						
PERSONAL SERVICES, FIELD—continued						
Subprofessional service—Continued.						
Grade 8. Assistant forest supervisor			3.7	\$2,774	5.6	\$2,860
Chief road survey party			1	3,100	1	3,100
Chief land examiner					0.2	2,700
Grade 7. Principal surveyor-draftsman			1	2,800	1.5	2,700
Superintendent road construction			9	2,444	6.5	2,431
Principal forest ranger			1.9	2,522	1.4	2,493
Shovel runner					0.2	2,600
Road foreman			1	2,700	0.8	2,700
Principal draftsman					0.3	2,300
Assistant forest supervisor					0.4	2,800
Principal engineering inspection superintendent					0.2	2,400
Grade 6. Senior engineer draftsman			0.5	2,000	0.5	2,000
Senior forest ranger			3.3	2,060	6.9	2,171
Auto mechanic			1	2,200	1	2,200
Road foreman			11	2,000	10.5	2,000
Senior surveyor			1	2,000	1	2,000
Senior engineering inspection superintendent					0.3	2,063
Senior engineering draftsman					0.2	2,030
Grade 5. Forest ranger			1	1,800	1.3	1,887
Tractor operator					0.6	1,885
Road foreman			4	1,845	1.2	1,903
Engineer draftsman			1	1,800		
Draftsman			0.5	1,800		
Mountain trailbuilder operator					1.3	1,800
Topographic draftsman			0.8	1,875	0.8	1,906
Transitman					0.2	1,800
Grade 4. Road foreman			5	1,836	3.7	1,909
Assistant topographic draftsman					1	1,620
Assistant levelman					0.1	1,620
Mountain tractor driver					0.2	1,680
Assistant forest ranger			2.1	1,733	1.5	1,760
Head chainman					0.1	1,260
Grade 3. Graderman					0.3	1,800
Mountain truck driver					0.6	1,440
Forest game warden			0.2	1,800		
Junior engineering aid					0.6	1,620
Grade 2. Mechanic			1	1,320	0.2	1,320
Graderman			1	1,320	0.1	1,320
Junior forest game warden					0.3	1,260
Grade 1. Head chainman			1	1,020	0.8	1,092
Senior rodman			1	1,020	1	1,020
Mountain tractor-truck driver			5	1,080	0.1	1,080
Graderman			2	1,200	0.1	1,200
Subforeman			1	1,020		
Mechanic			1	1,020		
Clerical, administrative, and fiscal service:						
Grade 12. Regional fiscal agent			1.2	5,083	1.4	4,900
Grade 11. Regional forest inspector			2	4,200	1.9	4,312
Forest supervisor					0.1	3,800
Regional fiscal agent			0.1	3,800	0.1	3,800
Grade 10. Associate regional forest inspector			1	3,700	1	3,700
Junior administrative officer			1	3,600	1.3	3,692
Grade 9. Deputy regional fiscal agent			0.5	3,300	0.5	3,300
Grade 8. Deputy regional fiscal agent			2.7	3,204	3.1	3,209
Assistant forest supervisor			1.8	3,036	1.1	2,909
Grade 7. Assistant regional forest inspector			1	3,000	0.9	3,000
Assistant forest supervisor			1	2,900	0.9	2,900
Junior administrative assistant					0.3	2,800
Grade 6. Principal clerk			1.3	2,673	1.8	4,825
Grade 5. Senior clerk			2.6	2,101	2.7	2,120
Grade 4. Clerk			4	1,905	4.9	1,872
Grade 3. Rotoprint operator			1	1,620	0.6	1,620
Assistant clerk			7.6	1,620	14.6	1,700
Assistant photostat operator			0.5	1,620		
Grade 2. Junior clerk			9.3	1,446	9.5	1,449
Grade 1. Underclerk			0.5	1,260	1.8	1,346
Custodial service:						
Grade 8. Senior warehouse foreman			1	2,500	1	2,500
Grade 7. Senior blacksmith			0.5	1,860	0.2	1,860
Senior auto mechanic			1	1,860	0.6	1,860
Warehouse foreman			1	2,040	1.6	2,007
Grade 6. Assistant mechanic			0.5	1,940	0.2	1,875
Auto mechanic			1	1,740	1.3	1,752
Assistant warehouse foreman			3	1,780	3	1,780
Blacksmith mechanic			1	1,680	0.7	1,680
Grade 4. Truck driver			0.5	1,560	0.5	1,560
Unskilled laborer			0.5	1,560	0.5	1,560
Power-drill operator					0.2	1,620
Blacksmith					0.2	1,320
Grade 3. Blacksmith					0.1	1,200
Forest station assistant			0.5	1,200	0.5	1,200
Unskilled laborer			0.2	1,200	0.5	1,200
Grade 2. Unskilled laborer			1.3	1,108		
Grade 1. Unskilled laborer					0.3	800
Truck driver			1	840		
Junior messenger			1	600	0.5	600
Total permanent, field			144.1	317,852	139.3	315,917
Deduct lapses and administrative furloughs						3,061
Net permanent, field				317,852		312,856
Temporary employees, field				619,000		1,010,706
All personal services, field				936,852		1,323,562
Total, departmental and field				958,762		1,323,562

Forest Roads and Trails—Continued.

By objects	Obligations		
	Estimate, 1935	Estimate, 1934	Actual, 1933
PERSONAL SERVICES, FIELD—continued			
Deduct subsistence and quarters furnished.....		\$640	\$506
Deduct legislative reductions.....		958, 122 143, 814	1, 323, 056 94, 063
Total cash paid salaries and wages.....		814, 308	1, 228, 993
Deduct amount included in objects below.....		814, 308	1, 228, 993
OTHER OBLIGATIONS			
12 Repairs and alterations.....		1, 340, 325	544, 310
32 Structures and parts and nonstructural improvements to lands.....			1, 504, 901
Total other obligations.....		1, 340, 325	2, 049, 211
Grand total obligations.....		1, 340, 325	2, 049, 211
1932 appropriation available in 1933.....			-485, 904
1933 appropriation available in 1934.....		-1, 340, 325	+1, 340, 325
Grand total obligations.....			2, 903, 632
Estimated savings and unobligated balances.....			96, 368
Total estimate or appropriation.....			3, 000, 000
BY ACTIVITIES OR PROJECTS			
1. Forest highways: Construction and maintenance of forest roads of primary importance to States and counties.....	\$1, 878, 124	4, 414, 616	5, 776, 029
2. Forest road development: Construction and maintenance of forest roads and trails of primary importance to protection and utilization of the national forests.....			2, 903, 632
Total.....	1, 878, 124	4, 414, 616	8, 679, 661
Cooperative construction of roads and trails			
PERSONAL SERVICES, DEPARTMENTAL			
Professional service:	Posi- Av.	Posi- Av.	Posi- Av.
Grade 3. Assistant engineer.....	tions salary	tions salary	tions salary
Subprofessional service:			
Grade 7. Principal draftsman.....			0.1 \$3, 200
Clerical, administrative, and fiscal service:			
Grade 10. Junior administrative officer.....			0.6 2, 600
Grade 5. Senior clerk.....			0.8 3, 800
Total permanent, departmental.....			0.1 2, 100
Deduct legislative reductions.....			1.6 5, 000
Total cash paid salaries and wages.....			473
Deduct amount included in objects below.....			4, 527
OTHER OBLIGATIONS			
32 Structures and parts and nonstructural improvements.....			26, 099
Estimated savings and unobligated balances.....			473
Total estimate or appropriation.....			26, 572

National Industrial Recovery, Agriculture, Forest Service—

By objects	Obligations		
	Estimate, 1935	Estimate, 1934	Actual, 1933
Forest roads, trails, etc.			
PERSONAL SERVICES, DEPARTMENTAL			
Professional service:	Posi- Av.	Posi- Av.	Posi- Av.
Grade 6. Principal engineer.....	tions salary	tions salary	tions salary
Grade 5. Senior engineer.....			
Grade 4. Engineer.....			
Grade 3. Associate engineer.....			
Subprofessional service:			
Grade 7. Principal draftsman.....			
Clerical, administrative, and fiscal service:			
Grade 10. Junior administrative officer.....			
Grade 5. Senior clerk.....			
Grade 4. Clerk.....			
Grade 3. Assistant clerk.....			
Total permanent, departmental.....	3.7 11, 845		
PERSONAL SERVICES, FIELD			
Professional service:			
Grade 5. Regional engineer.....	0.7 \$4, 667		
Grade 4. Regional forest inspector.....	1 4, 400		
Grade 3. Associate logging engineer.....	0.5 3, 300		
Associate regional engineer.....	1 3, 600		
Associate civil engineer.....	1.3 3, 385		
Grade 2. Assistant engineer.....	3 2, 767		
Grade 1. Junior forester.....	2 52, 300		

National Industrial Recovery, Agriculture, Forest Service—Contd.

By objects	Obligations		
	Estimate, 1935	Estimate, 1934	Actual, 1933
PERSONAL SERVICES, FIELD—continued			
Subprofessional service:	Posi- Av.	Posi- Av.	Posi- Av.
Grade 8. Superintendent road construction.....	tions salary	tions salary	tions salary
Chief surveyor.....			
Assistant regional forest inspector.....			
Grade 7. Principal surveyor-draftsman.....			
Superintendent road construction.....			
Principal forest ranger.....			
Road foreman.....			
Grade 6. Senior engineer draftsman.....			
Senior forest ranger.....			
Auto mechanic.....			
Road foreman.....			
Senior surveyor.....			
Grade 5. Forest ranger.....			
Road foreman.....			
Engineer draftsman.....			
Draftsman.....			
Topographic draftsman.....			
Grade 4. Road foreman.....			
Assistant forest ranger.....			
Grade 3. Forest game warden.....			
Grade 2. Mechanic.....			
Graderman.....			
Grade 1. Head chainman.....			
Senior rodman.....			
Mountain tractor truck driver.....			
Graderman.....			
Subforeman.....			
Mechanic.....			
Clerical, administrative, and fiscal service:			
Grade 12. Regional fiscal agent.....			
Grade 11. Regional fiscal inspector.....			
Regional fiscal agent.....			
Grade 10. Associate regional forest inspector.....			
Junior administrative officer.....			
Grade 9. Deputy regional fiscal agent.....			
Grade 8. Deputy regional fiscal agent.....			
Assistant forest supervisor.....			
Grade 7. Assistant regional forest inspector.....			
Assistant forest supervisor.....			
Grade 6. Principal clerk.....			
Grade 5. Senior clerk.....			
Grade 4. Clerk.....			
Grade 3. Rotoprint operator.....			
Assistant clerk.....			
Assistant photostat operator.....			
Grade 2. Junior clerk.....			
Grade 1. Underclerk.....			
Custodial service:			
Grade 8. Senior warehouse foreman.....			
Senior blacksmith.....			
Senior auto mechanic.....			
Warehouse foreman.....			
Grade 6. Assistant mechanic.....			
Auto mechanic.....			
Assistant warehouse foreman.....			
Blacksmith mechanic.....			
Grade 4. Truck driver.....			
Unskilled laborer.....			
Grade 3. Forest station assistant.....			
Unskilled laborer.....			
Grade 2. Unskilled laborer.....			
Grade 1. Truck driver.....			
Junior messenger.....			
Total permanent, field.....	144.1 317, 852		
Temporary employees, field.....		55, 000	
All personal services, field.....		372, 852	45, 000
Total, departmental and field.....		384, 697	45, 000
Deduct legislative reductions.....		38, 470	
Total cash paid salaries and wages.....		346, 227	45, 000
Deduct amount included in objects below.....		346, 227	45, 000
01 Personal services (net).....			
OTHER OBLIGATIONS			
12 Repairs and alterations.....		1, 500, 000	1, 400, 000
32 Structures and parts and nonstructural improvements to lands.....		3, 700, 000	3, 400, 000
Total other obligations.....		5, 200, 000	4, 800, 000
Grand total obligations.....		\$5, 200, 000	\$4, 800, 000
Deduct in 1935 and add in 1934 amount of 1934 appropriation available in 1935.....		-5, 200, 000	+5, 200, 000
Total.....			10, 000, 000
Received by transfer from Federal Emergency Administration of Public Works.....			-10, 000, 000
Total estimate or appropriation.....			

National Industrial Recovery, Agriculture, Forest Service—Contd.

By objects	Obligations			
	Estimate, 1935	Estimate, 1934	Actual, 1933	
<i>Forest highways</i>				
PERSONAL SERVICES, DEPARTMENTAL	Posi- Av. tions salary	Posi- Av. tions salary	Posi- tions	Av. salary
Professional service:				
Grade 6. Principal engineer	0.4 \$6,000			
Grade 5. Senior highway engineer	0.8 4,800	0.5 \$4,800		
Senior engineer	0.3 5,000			
Grade 4. Engineer	0.4 3,800			
Grade 3. Associate highway engineer	0.9 3,600	0.5 3,600		
Associate engineer	0.5 3,200			
Subprofessional service:				
Grade 7. Principal draftsman	0.5 2,600			
Clerical, administrative, and fiscal service:				
Grade 10. Junior administrative officer	0.5 3,800			
Grade 7. Junior administrative assistant	1.7 2,800	1 2,800		
Assistant superintendent of equipment	0.9 2,800	0.5 2,800		
Grade 6. Principal clerk	0.8 2,600	0.5 2,600		
Grade 5. Senior clerk	5.6 2,224	3 2,217		
Grade 4. Clerk	5.4 1,817	3 1,800		
Grade 3. Assistant clerk	7.4 1,683	4 1,665		
Assistant clerk-stenographer	1.7 1,680	1 1,680		
Grade 2. Junior clerk	2.5 1,440	1.5 1,440		
Senior typist	0.8 1,500	0.5 1,500		
Grade 1. Underclerk	2.7 1,380	1.5 1,380		
Total permanent, departmental	33.8 72,753	17.5 35,070		
PERSONAL SERVICES, FIELD				
Professional service:				
Grade 6. Principal highway engineer	3.0 5,966	1.8 5,966		
Grade 5. Senior highway bridge engineer	1.5 4,739	0.9 4,739		
Senior highway engineer	4.9 4,696	3 4,696		
Grade 4. Highway engineer	2.7 4,074	1.5 4,074		
Highway bridge engineer	0.9 4,060	0.5 4,060		
Mechanical engineer	0.3 4,000	0.2 4,000		
Grade 3. Associate highway engineer	23.9 3,288	15.1 3,278		
Associate highway bridge engineer	6.3 3,232	5.2 3,221		
Associate construction engineer	0.4 3,200	0.2 3,200		
Grade 2. Assistant highway engineer	31.3 2,719	19.4 2,702		
Assistant highway bridge engineer	5.4 2,611	4.7 2,607		
Grade 1. Junior highway engineer	42.1 2,083	27.7 2,070		
Junior highway bridge engineer	3 2,000	3 2,000		
Junior structural engineer	0.5 2,100	0.2 2,100		
Subprofessional service:				
Grade 8. Chief engineering inspector superintendent	15.6 2,688	9.9 2,672		
Chief of road survey party	5.4 2,673	4.2 2,650		
Foreman of road maintenance	0.8 2,700	0.5 2,700		
Grade 7. Principal engineering inspector superintendent	11.6 2,341	8.1 2,332		
Superintendent foreman	0.9 2,500	0.5 2,500		
Principal engineering draftsman	0.6 2,423	0.4 2,423		
Principal highway draftsman	0.3 2,700	0.2 2,700		
Transitman	0.7 2,400	0.5 2,400		
Grade 6. Senior highway draftsman	4.5 2,000	4.3 2,000		
Senior engineering draftsman	7.9 2,013	6.4 2,009		
Senior engineering inspector foreman	33.4 2,059	20.8 2,053		
Foreman	6.8 2,100	4.0 2,100		
Engineer and pilot	0.9 2,100	0.5 2,100		
Senior engineering aid	2.9 2,120	2.1 2,094		
Road foreman	3.4 2,025	2 2,025		
Foreman road maintenance	0.9 2,100	0.5 2,100		
Transitman	0.8 2,100	0.5 2,100		
Assistant road foreman	0.9 2,300	0.4 2,300		
Senior foreman of road maintenance	1.8 2,123	1 2,123		
Grade 5. Boat engineer	0.9 1,800	0.5 1,800		
Engineering draftsman	2.4 1,820	1.6 1,817		
Foreman of road maintenance	2.1 1,851	1.4 1,851		
Topographical draftsman	0.4 1,860	0.2 1,860		
Grade 4. Senior levelman	48.8 1,641	28.1 1,639		
Assistant topographical draftsman	1 1,620	1 1,620		
Tractor operator	2.5 1,749	1.5 1,749		
Road foreman	1 1,620	0.4 1,620		
Grade 3. Junior highway draftsman	0.6 1,680	0.3 1,680		
Junior topographical draftsman	2.6 1,492	2.4 1,496		
Junior engineering draftsman	0.8 1,500	0.4 1,500		
Grade 2. Head chainman	14 1,260	6.9 1,260		
Senior rodman	13.8 1,448	9.4 1,482		
Grade 1. Head chainman	15.9 1,098	8.5 1,098		
Senior rodman	5.6 1,092	3.3 1,092		

National Industrial Recovery, Agriculture, Forest Service—Contd.

By objects	Obligations			
	Estimate, 1935	Estimate, 1934	Actual, 1933	
PERSONAL SERVICES, FIELD—continued	Posi- Av. tions salary	Posi- Av. tions salary	Posi- tions	Av. salary
Clerical, administrative, and fiscal service:				
Grade 10. Senior investigator	1.2 \$3,577	0.7 \$3,577		
Grade 7. Junior administrative assistant	1.8 2,682	1.1 2,682		
Grade 6. Principal clerk	3.9 2,517	2.3 2,517		
Grade 5. Senior clerk	5.2 2,147	3.1 2,147		
Grade 4. Clerk	10.2 1,875	7.8 1,858		
Clerk-stenographer	1 1,800	1 1,800		
Grade 3. Assistant clerk	10.2 1,664	6.6 1,660		
Assistant clerk-stenographer	1.7 1,620	1.4 1,620		
Assistant clerk-typist	1.3 1,634	1.2 1,630		
Senior stenographer	0.4 1,740	0.3 1,740		
Grade 2. Junior clerk	3.9 1,483	2.5 1,479		
Junior clerk typist	2.4 1,515	1.8 1,540		
Junior stenographer	7.3 1,466	4.9 1,463		
Junior clerk-stenographer	1.1 1,440	0.7 1,440		
Grade 1. Junior typist	0.4 1,320	0.2 1,320		
Underoperative	0.5 1,260	0.3 1,260		
Underclerk	0.6 1,260	0.5 1,260		
Custodial service:				
Grade 10. Chief mechanical superintendent	0.8 3,100	0.5 3,100		
Grade 9. Assistant shop foreman	0.9 2,500	0.5 2,500		
Assistant repairman foreman	0.8 2,467	0.4 2,467		
Assistant mechanical superintendent	0.8 2,600	0.5 2,600		
Grade 8. Principal mechanic	6 2,341	3.4 2,341		
Principal blacksmith	0.8 2,200	0.5 2,200		
Grade 7. Senior mechanic	5.9 1,980	3.5 1,980		
Senior blacksmith	1.7 1,920	1 1,920		
Grade 6. Power-grader operator	0.9 1,980	0.5 1,980		
Mechanic	1.7 1,800	1 1,800		
Assistant mechanic	0.9 1,680	0.5 1,680		
Tractor operator	0.7 1,800	0.4 1,800		
Operator	3.2 1,800	1.8 1,800		
Truck driver	0.4 1,854	0.3 1,854		
Grade 5. Junior mechanic	7.2 1,669	3.8 1,669		
Junior blacksmith	0.8 1,680	0.5 1,680		
Warehouseman	1.0 1,680	0.4 1,680		
Operator of grader equipment	1.8 1,623	1.1 1,623		
Grade 4. Senior laborer	0.5 1,560	0.3 1,560		
Guard watchman	0.3 1,560	0.2 1,560		
Undermechanic	0.9 1,500	0.5 1,500		
Warehouseman	0.8 1,620	0.3 1,620		
Toolroomman	0.8 1,560	0.5 1,560		
Grade 2. Unskilled laborer	0.8 1,147	0.4 1,147		
Grade 1. Junior messenger	1.8 667	1.1 667		
Total permanent, field	437.6 930,580	278.3 595,881		
Temporary employees, field	488,373	407,900		
All personal services, field	1,418,953	1,003,781		
Total, departmental and field	1,491,706	1,038,851		
Deduct legislative reductions	149,170	94,643		
Total cash paid salaries and wages	1,342,536	944,208		
Deduct amount included in objects below	1,342,536	944,208		
01 Personal services (net)				
OTHER OBLIGATIONS				
32 Structures and parts and nonstructural improvements to land	1,506,452	13,493,548		
Grand total obligations	1,506,452	13,493,548		
Deduct in 1935 and add in 1934 amount of 1934 appropriation available in 1935	-1,506,452	+1,506,452		
Total		15,000,000		
Received by transfer from Federal Emergency Administration of Public Works		-15,000,000		
Total estimate or appropriation				

Buildings, Government Island, California—

【The appropriation of \$800,000 for the construction on Government Island, Alameda, California, of buildings required by the Bureau of Public Roads and Forest Service of the Department of Agriculture and the Coast Guard of the Treasury Department, contained in the Act entitled "An Act making supplemental appropriations for the fiscal years ending June 30, 1931, and June 30, 1932," approved March 4, 1931, is hereby continued available during the fiscal year 1934】 (act Mar. 3, 1933, 47 Stat., p. 1466).

Buildings, Government Island, California—Continued.

By objects	Obligations			
	Estimate, 1935	Estimate, 1934	Actual, 1933	
PERSONAL SERVICES, DEPARTMENTAL	Posi- Av. tions salary	Posi- Av. tions salary	Posi- tions	Av. salary
Professional service:				
Grade 4. Agricultural engineer			0.2	\$3,800
Grade 3. Associate architectural engineer			0.2	3,200
Associate mechanical engineer			0.3	3,200
Associate architect			0.4	3,200
Grade 1. Junior architect			0.9	2,000
Subprofessional service:				
Grade 6. Senior architectural engineering draftsman			0.2	2,000
Total permanent, departmental			2.2	5,828
Temporary employees, departmental				404
All personal services, departmental				6,232
PERSONAL SERVICES, FIELD				
Professional service:				
Grade 4. Mechanical engineer			0.6	4,000
Grade 3. Associate highway engineer			0.2	3,200
Grade 2. Assistant highway engineer			0.3	2,800
Grade 1. Junior highway engineer			0.7	2,023
Subprofessional service:				
Grade 8. Senior foreman-general maintenance and construction			1	2,600
Grade 6. Senior engineering inspector foreman			2.6	2,000
Grade 5. Engineering aid			1	1,800
Grade 4. Senior levelman			0.9	1,620
Clerical, administrative, and fiscal service:				
Grade 3. Assistant clerk-stenographer			0.5	1,620
Custodial service:				
Grade 9. Assistant repairman foreman			1	2,446
Total permanent, field			8.8	19,536
Deduct lapses and administrative furloughs				90
Net permanent, field				19,446
Temporary employees, field				578
All personal services, field				20,024
Total, departmental and field				26,256
Deduct legislative reductions				2,491
01 Personal services (net)				23,765
OTHER OBLIGATIONS				
3211 Buildings				540,995
Total other obligations				540,995
Grand total obligations				564,760
Deduct in 1933 amount of 1931-33 appropriation available for 1933				-607,251
Estimated savings and unobligated balances				42,491
Total estimate or appropriation				

Highways Within National Forests, Emergency Construction (Act July 21, 1932)—

【The appropriation of \$5,000,000 for construction and improvement of national forest highways contained in the Act entitled "An Act to relieve destitution, to broaden the lending powers of the Reconstruction Finance Corporation, and to create employment by providing for and expediting a public-works program," approved July 21, 1932, is hereby continued available during the fiscal year 1934】 (act Mar. 3, 1933, 47 Stat., p. 1467).

By objects	Obligations			
	Estimate, 1935	Estimate, 1934	Actual, 1933	
PERSONAL SERVICES, FIELD	Posi- Av. tions salary	Posi- Av. tions salary	Posi- tions	Av. salary
Professional service:				
Grade 4. Highway engineer		0.1 \$4,000	0.1	\$4,000
Grade 3. Associate highway engineer		1.6 3,330	2.6	3,330
Associate highway bridge engineer		0.4 3,304	0.7	3,304
Grade 2. Assistant highway engineer		5 2,764	8.3	2,764
Assistant highway bridge engineer		0.4 2,664	0.7	2,664
Grade 1. Junior highway engineer		3.3 2,115	5.6	2,115
Junior structural engineer		0.2 2,100	0.1	2,100
Subprofessional service:				
Grade 8. Chief engineering inspector superintendent		3 2,653	5	2,653
Chief road survey party		0.5 2,838	0.9	2,838

Highways Within National Forests, Emergency Construction (Act July 21, 1932)—Continued.

By objects	Obligations			
	Estimate, 1935	Estimate, 1934	Actual, 1933	
PERSONAL SERVICES, FIELD—continued	Posi- Av. tions salary	Posi- Av. tions salary	Posi- tions	Av. salary
Subprofessional service—Continued.				
Grade 7. Principal engineering inspector superintendent		2.2 \$2,399	3.6	\$2,399
Superintendent, road construction			0.2	2,300
Chief land examiner			0.2	2,300
Assistant forest supervisor			0.1	2,300
Grade 6. Senior engineering draftsman		0.5 2,020	0.8	2,020
Senior engineering inspector foreman		3.3 2,083	5.5	2,083
Senior engineering aid		0.2 2,100	0.4	2,100
Foreman of road maintenance		0.1 2,100	0.1	2,100
Assistant road foreman		0.2 2,300	0.3	2,300
Senior foreman of maintenance		0.2 2,400	0.4	2,400
Grade 5. Engineering draftsman		0.2 1,800	0.3	1,800
Transit man			0.8	1,800
Road foreman			0.2	1,800
Grade 4. Senior levelman		6.8 1,624	11.4	1,624
Grade 3. Junior engineering draftsman		0.1 1,500	0.1	1,500
Grade 2. Head chainman		4.4 1,260	7.3	1,260
Senior rodman		2.6 1,260	4.3	1,260
Grade 1. Mechanic			0.4	1,020
Clerical, administrative, and fiscal service:				
Grade 4. Clerk		0.2 1,920	0.4	1,920
Grade 3. Assistant clerk		0.2 1,620	0.3	1,620
Custodial service:				
Grade 8. Principal mechanic		0.4 2,500	0.7	2,500
Grade 6. Mechanic		0.8 1,800	1.3	1,800
Operator		0.1 1,800	0.1	1,800
Grade 5. Junior mechanic		1.3 1,500	2.3	1,500
Warehouseman		0.4 1,680	0.7	1,680
Grade 4. Warehouseman		0.4 1,440	0.4	1,440
Total permanent, field		39.1 80,368	66.6	136,938
Deduct lapses and administrative furloughs				1,833
Net permanent, field				135,105
Temporary employees, field		61,247		114,510
All personal services, field		141,615		249,615
Deduct legislative reductions		-21,241		-21,461
Total cash paid, salaries and wages		120,374		228,154
Deduct amount included in prior year obligations		-120,374		
Deduct amount included in objects below				-228,154
01 Personal services (net)				
OTHER OBLIGATIONS				
12 Repairs and alterations				2,173
32 Structures and parts and nonstructural improvements to land				4,974,533
Total other obligations				4,976,706
Estimated savings and unobligated balances				23,294
Total estimate or appropriation				5,000,000

AGRICULTURAL ADJUSTMENT ADMINISTRATION*Salaries and Expenses, Agricultural Adjustment Administration.—*

【TITLE I. SEC. 12 (a) There is hereby appropriated, out of any money in the Treasury not otherwise appropriated, the sum of \$100,000,000, to be available to the Secretary of Agriculture for administrative expenses under this title and for rental and benefit payments made with respect to reduction in acreage or reduction in production for market under part 2 of this title. Such sum shall remain available until expended.】 (Public Act No. 10, 73d Cong. May 12, 1933, 48 Stat., p. 38.)

Annual appropriation, general fund.

Appropriated 1934, \$100,000,000

By objects	Obligations			
	Estimate, 1935	Estimate, 1934	Actual, 1933	
PERSONAL SERVICES, DEPARTMENTAL	Posi- Av. tions salary	Posi- Av. tions salary	Posi- tions	Av. salary
Professional service:				
Grade 7. Head attorney	1 \$6,500	1 \$6,500		
Grade 6. Principal agricultural economist	3 5,600	3 5,600		
Grade 5. Senior agricultural economist			0.1	\$4,600
Grade 2. Assistant agricultural economist	1 2,600	1 2,600		
Grade 1. Junior agricultural economist	1 2,100	1 2,100		
Clerical, administrative, and fiscal service:				
Grade 14. Senior chief accountant	1 6,500	1 6,500		
Grade 13. Principal administrative officer	3 5,800	3 5,800		
Chief accountant	1 5,600	1 5,600		
Grade 12. Senior marketing specialist	2 4,800	2 4,800		
Senior administrative officer	4 4,600	4 4,600	0.1	4,600
Head accountant	2 4,600	2 4,600		

Salaries and Expenses, Agricultural Adjustment Administration—Continued.

By objects	Obligations			
	Estimate, 1935	Estimate, 1934	Actual, 1933	
PERSONAL SERVICES, DEPARTMENTAL—CON.				
Clerical, administrative, and fiscal service—Continued.	Posi- Av. tions salary	Posi- Av. tions salary	Posi- Av. tions salary	
Grade 11. Administrative officer.....	1 \$3,800	1 \$3,800		
Principal accountant.....	1 3,800	1 3,800		
Grade 9. Senior administrative assistant.....	3 3,200	3 3,200	0.1 \$3,200	
Grade 8. Administrative assistant.....	1 2,900	1 2,900		
Grade 7. Junior administrative assistant.....	6 2,617	6 2,617		
Assistant marketing specialist.....	1 3,000	1 3,000		
Grade 6. Principal clerk.....	1 2,300	1 2,300		
Principal stenographer.....	1 2,300	1 2,300		
Grade 5. Head stenographer.....	4 2,000	4 2,000		
Senior clerk-stenographer.....	11 2,036	11 2,036		
Senior clerk.....	5 2,000	5 2,000		
Junior marketing specialist.....	1 2,000	1 2,000		
Grade 4. Principal stenographer.....	1 1,800	1 1,800	0.1 1,800	
Clerk-stenographer.....	9 1,840	9 1,840	0.1 1,800	
Bookkeeper.....	1 1,800	1 1,800		
Clerk.....	10 1,806	10 1,806		
Telegrapher.....	1 2,160	1 2,160		
Grade 3. Assistant clerk.....	21 1,687	21 1,687	0.1 1,620	
Assistant clerk-stenographer.....	24 1,658	24 1,658	0.1 1,680	
Senior stenographer.....	31 1,665	31 1,665	0.3 1,680	
Senior operator.....	1 1,620	1 1,620		
Grade 2. Junior stenographer.....	54 1,444	54 1,444	0.1 1,440	
Junior clerk-stenographer.....			0.1 1,440	
Junior clerk-typist.....	20 1,458	20 1,458	0.2 1,440	
Senior typist.....	34 1,447	34 1,447	0.3 1,440	
Junior clerk.....	27 1,476	27 1,476	0.1 1,500	
Junior operator.....	2 1,440	2 1,440		
Grade 1. Junior typist.....	5 1,260	5 1,260		
Underclerk.....	3 1,260	3 1,260		
Underoperator.....	3 1,260	3 1,260		
Custodial service:				
Grade 2. Assistant messenger.....	7 1,080	7 1,080	0.1 1,080	
Junior laborer.....	4 1,200	4 1,200		
Grade 1. Junior messenger.....	22 611	22 611		
Emergency service:				
Grade 19. Executive chief attorney.....	1 10,000	1 10,000		
Senior executive officer.....	6 9,767	6 9,767	0.2 10,000	
Chief economist.....	1 9,000	1 9,000		
Chief attorney.....	1 8,500	1 8,500		
Executive officer.....	4 8,250	4 8,250		
Grade 17. Head administrative officer.....	8 7,000	8 7,000	0.4 6,777	
Head attorney.....	10 6,883	10 6,883		
Head economist.....	1 6,800	1 6,800		
Grade 16. Head administrative officer.....	1 6,600	1 6,600		
Principal administrative officer.....	10 5,980	10 5,980	0.3 5,666	
Principal economist.....	4 6,000	4 6,000		
Principal attorney.....	8 5,875	8 5,875		
Grade 15. Senior economist.....	1 5,200	1 5,200		
Senior attorney.....	6 5,667	6 5,667		
Senior administrative officer.....	3 5,400	3 5,400		
Head accountant.....	1 5,600	1 5,600		
Grade 14. Senior economist.....	6 4,600	6 4,600		
Attorney.....	5 4,560	5 4,560		
Senior administrative officer.....	19 4,726	19 4,726	0.3 4,733	
Administrative officer.....	1 4,500	1 4,500		
Senior accountant.....	1 4,500	1 4,500		
Grade 13. Economist.....	9 4,167	9 4,167		
Attorney.....	3 4,267	3 4,267		
Administrative officer.....	13 4,231	13 4,231		
Grade 12. Associate economist.....	8 3,750	8 3,750		
Associate attorney.....	7 3,657	7 3,657	0.4 3,800	
Junior administrative officer.....	7 3,743	7 3,743		
Accountant.....	7 3,600	7 3,600		
Grade 11. Senior administrative assistant.....	3 3,433	3 3,433		
Associate economist.....	1 3,200	1 3,200	0.1 3,200	
Associate attorney.....	2 3,200	2 3,200		
Grade 10. Associate accountant.....	2 3,000	2 3,000		
Assistant attorney.....	1 3,000	1 3,000	0.1 3,200	
Assistant economist.....	2 2,950	2 2,950		
Administrative assistant.....	4 2,950	4 2,950		
Grade 9. Junior administrative assistant.....	10 2,640	10 2,640		
Assistant economist.....	2 2,600	2 2,600		
Assistant attorney.....	3 2,633	3 2,633		
Junior accountant.....	4 2,600	4 2,600		
Grade 8. Principal clerk.....	1 2,400	1 2,400		
Junior attorney.....	1 2,400	1 2,400		
Grade 7. Junior attorney.....	3 2,000	3 2,000		
Junior economist.....	1 2,200	1 2,200		
Grade 6. Clerk.....	1 1,800	1 1,800		
Grade 5. Senior stenographer.....	1 1,620	1 1,620		
Assistant clerk-stenographer.....	1 1,620	1 1,620		
Grade 4. Junior stenographer.....	1 1,440	1 1,440		
Total permanent, departmental.....	531 1,511,599	531 1,511,599	3.7 8,989	
Temporary employees, departmental.....	1,266,546	1,266,546		
All personal services, departmental.....	2,778,145	2,778,145	8,989	
PERSONAL SERVICES, FIELD				
Clerical, administrative, and fiscal service:				
Grade 2. Junior stenographer.....	4 1,440	4 1,440		
Emergency service:				
Grade 13. Administrative officer.....	1 4,000	1 4,000		
Grade 12. Accountant.....	1 3,600	1 3,600		
Grade 9. Junior administrative assistant.....	4 2,600	4 2,600		
Grade 6. Clerk.....	2 1,800	2 1,800		
Grade 5. Senior stenographer.....	2 1,620	2 1,620		

Salaries and Expenses, Agricultural Adjustment Administration—Continued.

By objects	Obligations			
	Estimate, 1935	Estimate, 1934	Actual, 1933	
PERSONAL SERVICES, FIELD—continued.				
Emergency service—Continued.	Posi- Av. tions salary	Posi- Av. tions salary	Posi- Av. tions salary	
Grade 4. Senior typist.....	1 \$1,500	1 \$1,500		
Junior clerk.....	1 1,500	1 1,500		
Junior stenographer.....	5 1,440	5 1,440		
Grade 3. Assistant messenger.....	1 1,320	1 1,320		
Total permanent, field.....	22 42,120	22 42,120		
Temporary employees, field.....	1,240,000	10,170		
All personal services, field.....	1,282,120	52,290		
Total, departmental and field.....	4,060,265	2,830,435	\$8,989	
Deduct legislative reductions.....		424,565	1,348	
01 Personal services (net).....	4,060,265	2,405,870	7,641	
OTHER OBLIGATIONS				
02 Supplies and materials.....	175,553	131,665	1,496	
05 Communications.....	64,005	48,038		
06 Travel expenses.....	564,800	314,800	1,955	
07 Transportation of things.....	15,000	12,000	52	
08 Printing and binding.....	130,900	194,800		
10 Furnishing heat, light, power, water, and electricity.....	3,300	3,300		
11 Rents.....	33,500	33,500		
12 Repairs and alterations.....	21,000	21,000	174	
13 Special and miscellaneous current expenses.....	5,000	5,000	404	
30 Equipment.....	50,000	78,232	5,651	
Total other obligations.....	1,063,058	842,335	9,733	
Add amounts transferred to Bureau of Labor Statistics, Department of Labor.....		+3,000		
Grand total obligations.....	5,123,323	3,251,205	17,374	
1934 appropriation obligated in 1933.....		+17,374	-17,374	
1934 appropriation obligated in 1935.....	-5,123,323	+5,123,323		
Unobligated balance, available for 1936.....		91,608,098		
Total estimate or appropriation.....		100,000,000		
BY PROJECTS				
1. General administration.....	624,802	624,802	17,374	
2. Effectuating reduction in acreage or reduction in the production for market or both.....	1,000,000	707,700		
3. Removal of agricultural surpluses.....	105,402	22,646		
4. Effecting marketing agreements, codes of fair competition, issuing licenses, and enforcing.....	3,291,641	1,791,579		
5. Protecting consumers' interests.....	101,478	104,478		
Total.....	5,123,323	3,251,205	17,374	

PERMANENT INDEFINITE APPROPRIATION

Advances to Agricultural Adjustment Administration—

SEC. 12 (b) * * * The Secretary of Agriculture and the Secretary of the Treasury shall jointly estimate from time to time the amounts, in addition to any money available under subsection (a), currently required for such purposes; and the Secretary of the Treasury shall, out of any money in the Treasury not otherwise appropriated, advance to the Secretary of Agriculture the amounts so estimated. The amount of any such advance shall be deducted from such tax proceeds as shall subsequently become available under this subsection (Agricultural Adjustment Act, Public, No. 10, 73d Cong., May 12, 1933, 48 Stat., p. 38).

Permanent appropriation, general fund:

Estimate 1935, \$831,022,428

Appropriation 1934, 0

Revised 1934, \$855,379,811

By objects	Obligations			
	Estimate, 1935	Estimate, 1934	Actual, 1933	
PERSONAL SERVICES, DEPARTMENTAL				
Professional service:	Posi- Av. tions salary	Posi- Av. tions salary	Posi- Av. tions salary	
Grade 6. Principal agricultural economist.....	4 \$5,600	4 \$5,600		
Grade 5. Senior agricultural economist.....	2 4,600	2 4,600		
Grade 4. Agricultural economist.....	1 3,800	1 3,800		
Grade 3. Associate agricultural economist.....	1 3,200	1 3,200		
Grade 2. Assistant agricultural economist.....	1 2,600	1 2,600		
Grade 1. Junior agricultural economist.....	2 2,350	2 2,350		

Advances to Agricultural Adjustment Administration—Continued.

By objects	Obligations					
	Estimate, 1935		Estimate, 1934		Actual, 1933	
	Posi- tions	Av. salary	Posi- tions	Av. salary	Posi- tions	Av. salary
PERSONAL SERVICES, DEPARTMENTAL—CON.						
Clerical, administrative, and fiscal service:						
Grade 13. Principal administrative officer	1	\$5,600	1	\$5,600		
Grade 12. Senior administrative officer	2	4,900	2	4,900		
Senior marketing specialist	3	4,667	3	4,667		
Head accountant	1	4,600	1	4,600		
Grade 11. Principal accountant	1	3,800	1	3,800		
Grade 10. Junior administrative officer	4	3,500	4	3,500		
Grade 9. Senior administrative assistant	1	3,200	1	3,200		
Grade 7. Junior administrative assistant	8	2,600	8	2,600		
Grade 5. Senior clerk	11	2,000	11	2,000		
Grade 4. Bookkeeper	1	1,800	1	1,800		
Clerk	12	1,800	12	1,800		
Stenographer	1	1,800	1	1,800		
Clerk-stenographer	3	1,960	3	1,960		
Head operator	1	1,800	1	1,800		
Grade 3. Assistant clerk	60	1,623	60	1,623		
Assistant clerk-stenographer	6	1,670	6	1,670		
Senior stenographer	1	1,620	1	1,620		
Grade 2. Junior clerk	32	1,440	32	1,440		
Junior stenographer	7	1,440	7	1,440		
Senior typist	1	1,440	1	1,440		
Junior operator	4	1,440	4	1,440		
Grade 1. Underclerk	16	1,260	16	1,260		
Underoperator	3	1,260	3	1,260		
Underclerk-typist	1	1,260	1	1,260		
Custodial service:						
Grade 1. Junior messenger	1	600	1	600		
Emergency service:						
Grade 19. Senior executive officer	6	9,717	6	9,717		
Grade 18. Executive officer	1	8,000	1	8,000		
Grade 17. Head administrative officer	3	7,333	3	7,333		
Grade 16. Principal economist	3	5,600	3	5,600		
Grade 15. Senior administrative officer	2	5,350	2	5,350		
Grade 14. Senior administrative officer	3	4,933	3	4,933		
Senior economist	4	4,600	4	4,600		
Grade 13. Administrative officer	1	4,200	1	4,200		
Economist	1	4,200	1	4,200		
Senior accountant	1	4,000	1	4,000		
Grade 12. Junior administrative officer	1	3,800	1	3,800		
Senior accountant	1	3,800	1	3,800		
Grade 9. Junior administrative assistant	5	2,600	5	2,600		
Assistant economist	3	2,600	3	2,600		
Junior accountant	1	2,600	1	2,600		
Grade 7. Junior economist	1	2,000	1	2,000		
Total permanent, departmental	230	569,160	230	569,160		
Temporary employees, departmental		3,263,432		4,351,142		
All personal services, departmental		3,832,592		4,920,302		
PERSONAL SERVICES, FIELD						
Clerical, administrative, and fiscal service:						
Grade 2. Junior calculating machine operator	1	1,440	1	1,440		
Emergency service:						
Grade 5. Senior stenographer	1	1,620	1	1,620		
Total permanent, field	2	3,060	2	3,060		
Temporary employees, field		35,085		46,780		
All personal services, field		38,145		49,840		
Total, departmental and field		3,870,737		4,970,142		
Deduct legislative reductions				745,519		
01 Personal services (net)		3,870,737		4,224,623		
OTHER OBLIGATIONS						
02 Supplies and materials		199,210		265,610		
05 Communication service		65,670		87,560		
06 Travel expenses		422,411		563,215		
07 Transportation of things		11,250		15,000		
08 Printing and binding		100,000		234,430		
10 Furnishing of heat, light, power, water, and electricity		3,500		3,500		
11 Rents		179,650		239,533		
12 Repairs and alterations		18,000		24,000		
13 Special and miscellaneous current expense		2,000		3,000		
2271 Agricultural rental and benefit payments	649,000,000		724,276,400			
2272 Removal of surplus agricultural products	52,000,000		85,000,000			
30 Equipment	50,000		103,477			
Total other obligations		702,051,691		810,815,725		
Grand total obligations		705,922,428		815,040,348		
Add amounts transferred to:						
Bureau of Internal Revenue (Treasury Department)		+\$125,000,000		+\$33,500,000		
Office of the Treasurer (Treasury Department)		+100,000		+100,000		

Advances to Agricultural Adjustment Administration—Continued.

By objects	Obligations		
	Estimate,1935	Estimate,1934	Actual, 1933
OTHER OBLIGATIONS—continued			
Add amounts reimbursed to bureaus for work done:			
Extension Service		+\$6, 457, 520	
Bureau of Agricultural Economics		+189, 743	
Bureau of Animal Industry		+87, 100	
Bureau of Entomology and Plant Quarantine		+3, 900	
Bureau of Chemistry and Soils		+1, 200	
Net total obligations	\$831, 022, 428	\$855, 379, 811	
Deduct obligation in excess of estimate		—1855, 379, 811	
Total estimate or appropriation	831, 022, 428		
BY PROJECTS			
Effectuating reduction in acreage or reduction in the production for market or both	658, 022, 428	738, 379, 811	
Removal of agricultural surpluses	53, 000, 000	87, 000, 000	
Refunds of taxes	120, 000, 000	30, 000, 000	
Total	831, 022, 428	855, 379, 811	

¹ Exclusive of estimated expenditures of \$37,000,000 payable from N.R.A. allotments.

SPECIAL FUND

Proceeds from Processing Taxes, Agricultural Adjustment Administration—

SEC. 12 (b) In addition to the foregoing (see appropriation under sec. 12 (a), p. —), the proceeds derived from all taxes imposed under this title are hereby appropriated to be available to the Secretary of Agriculture for expansion of markets and removal of surplus agricultural products and the following purposes under part 2 of this title: Administrative expenses, rental and benefit payments, and refunds on taxes. The Secretary of Agriculture and the Secretary of the Treasury shall jointly estimate from time to time the amounts, in addition to any money available under subsection (a), currently required for such purposes; and the Secretary of the Treasury shall, out of any money in the Treasury not otherwise appropriated, advance to the Secretary of Agriculture the amounts so estimated. (See preceding indefinite appropriation.) The amount of any such advance shall be deducted from such tax proceeds as shall subsequently become available under this subsection (Agricultural Adjustment Act, Public, No. 10, 73d Cong., May 12, 1933, 48 Stat., p. 38).

Permanent appropriation, special fund:

Special Deposits (Cotton)—

This fund operates to take care of the financial transactions in connection with the acquisition and disposition of spot cotton and cotton futures contracts by the Secretary of Agriculture, as provided for by part 1, title I of the Agricultural Adjustment Act approved May 12, 1933, and the disposition of the proceeds from the sale of such cotton holdings as follows:

(a) The excess of the sales price at which options are exercised over 6 cents per pound (the price at which the Secretary of Agriculture sells cotton to producers) is paid to producers.

(b) The 1-cent excess of the price at which the Secretary sells cotton to producers (6 cents) over the purchase price of the cotton from the Farm Credit Administration (5 cents basis price) is to be used to cover the carrying charges on the cotton holdings.

No acreage payments or administrative expenses are disbursed from this fund.

The following is a statement of the receipts and disbursements from this fund for the period July 25 to October 31, 1933:

RECEIPTS

Loans from banks and Reconstruction Finance Corporation (face contracts assumed)	19,018,065.00
Payments made by Farm Credit Administration to apply on	5,342,700.00
Return of margins deposited with banks and brokers	471,876.93
Sales of spot cotton	
Amount received from American Cotton Cooperative Association account of futures transactions	4,605.00
Insurance refund (spot cotton)	3,085.91
	58,140,332.84

Special Deposits (Cotton)—Continued.

DISBURSEMENTS

Margins deposited with banks and brokers.....	\$19,886,500.00
Payments made to Farm Credit Administration to cover purchase price of spot cotton.....	30,778,450.95
Refund made to Farm Credit Administration, account of adjustment of purchase price of futures contracts assumed.....	221,795.00
Storage charges (carrying costs).....	124,029.70
Warehouse charges assumed by Farm Credit Administration.....	1,326,680.64
Landing costs assumed by Farm Credit Administration.....	140,590.27
Insurance charges (carrying costs).....	39,312.84
Insurance charges assumed by Farm Credit Administration.....	23,295.90
Interest and discount (\$116,328.18 deducted from face value of loans).....	157,165.68
Repayment of loans.....	325,000.00
Miscellaneous costs.....	790.32
	<u>53,023,611.30</u>
Balance Oct. 31, 1933.....	5,116,721.54

This fund does not depend upon any appropriation for replenishment, as in the final analysis the proceeds from the sale of cotton holdings will presumably take care of:

1. The repayment of all loans.
2. The carrying charges on the cotton.
3. Payments due producers by virtue of their option contracts.

The receipts and disbursements for this fund during subsequent periods will depend almost entirely upon:

1. Sales of cotton holdings.
2. Payments to producers on account of options exercised.
3. Loans made.
4. Loans repaid.

The fixed monthly carrying costs on the present stock of spot cotton is approximately as follows:

1. Storage charges.....	\$200,000
2. Insurance charges.....	20,000
Total.....	<u>220,000</u>

Total under Agricultural Adjustment Administration:

Estimate 1935, **\$831,022,428** Appropriated 1934, **\$100,000,000**
 Revised 1934, **\$955,379,811**

National Industrial Recovery, Agricultural Adjustment Administration, 1933-35—

By objects	Obligations		
	Estimate, 1935	Estimate, 1934	Actual, 1933
Allocation of \$37,000,000 to supplement the proceeds derived from processing taxes levied under sec. 220 of the National Industrial Recovery Act:			
2271 Rental and benefit payments.....		\$37,000,000	
Deduct amount received by transfer from Federal Emergency Administration of Public Works.....		-37,000,000	
Total estimate or appropriation.....			
By PROJECTS			
Effectuating reduction in acreage or reduction in the production for market or both.....		37,000,000	

Total, Department of Agriculture, **[\$100,209,091]** \$66,646,234.

Estimate 1935, **\$897,668,662** Appropriated 1934, **\$210,512,207**

• Includes \$100,000,000 appropriated for Agricultural Adjustment Administration.

3 value). \$33.00
 n future

FARM CREDIT ADMINISTRATION

Summary of estimates of appropriations for the fiscal year 1935 compared with appropriations for the fiscal year 1934

Classification of appropriations	ESTIMATES, 1935			APPROPRIATIONS, 1934		
	General fund	Special funds	Total	General fund	Special funds	Total
Annual.....	\$2,389,666		\$2,389,666	\$42,900,000		\$42,900,000
Permanent.....						
Trust and contributed funds.....			2,389,666	42,900,000		42,900,000
Total estimate and appropriation.....			2,389,666			42,900,000

FARM CREDIT ADMINISTRATION

[FEDERAL FARM BOARD]

【The appropriation hereby made for the Federal Farm Board for the fiscal year 1934 shall, if the Executive order dated March 27, 1933, creating the Farm Credit Administration, goes into effect, be available during such fiscal year for administrative expenses of the Farm Credit Administration, in addition to other funds made available therefor by the provisions of said Executive order, in the same manner as if this appropriation had been transferred by such Executive order】 (act June 16, 1933, 48 Stat., p. 289).

【For salaries and expenses in accordance with the provisions of the "Agricultural Marketing Act," approved June 15, 1929 (U.S.C., Supp. V, title 7, secs. 521-535f), not including the salaries of members of the Federal Farm Board, except the salary of the member designated as chairman, and the Act creating a Division of Cooperative Marketing in the Department of Agriculture, approved July 2, 1926 (U.S.C., Supp. VI, title 7, secs. 451-457), including stenographic reporting services to be obtained by the Board through the civil service or by contract; not to exceed \$750 for newspapers and clipping; membership fees or dues in organizations which issue publications to members only or to members at a lower price than to others, payment for which may be made in advance; manuscripts, data, and special reports by purchase or by personal services without regard to the provisions of any other Act; to procure supplies and services without regard to section 3709 of the Revised Statutes (U.S.C., title 41, sec. 5) when the aggregate amount involved does not exceed \$50; purchase and exchange, maintenance, repair, and operation of motor-propelled passenger-carrying vehicles and motor trucks to be used only for official purposes; typewriters, adding machines, and other labor-saving devices, including their repair and exchange; garage rental in the District of Columbia and elsewhere; traveling expenses, including attendance at meetings concerned with the work of the Federal Farm Board; payment of actual transportation expenses and not to exceed \$10 per diem to cover subsistence and other expenses while in conference and en route from and to his home to any person other than an employee or a member of an advisory commodity committee whom the Board may from time to time invite to the city of Washington and elsewhere for conference and advisory purposes in furthering the work of the Board; the employment of persons, firms, and others for the performance of special services, including legal services and other miscellaneous expenses, all unexpended balances of appropriations for the Federal Farm Board, not exceeding \$1,050,000, are hereby made available for the purposes enumerated in this paragraph: *Provided*, That during the fiscal year 1934, when the Federal Farm Board requires cooperative work by any department or independent establishment of the Government within the scope of the functions of such department or establishment and which such department or establishment is unable to perform within the limits of its appropriations, the Federal Farm Board may transfer from this appropriation to such department or establishment, with the approval of the head thereof, such sum or sums for direct expenditure during the fiscal year 1934, as may be necessary for the performance of such additional work: *Provided further*, That no part of this appropriation

shall be used to pay any salary in excess of \$10,000 per annum, or any salary in excess of \$8,500 per annum except to the member of the Board designated as the chairman and not to exceed eight other officers or employees, which number, in addition to any officers or employees who under existing law may be so appointed and compensated, may hereafter be appointed and compensated without regard to the provisions of the Classification Act of 1923, as amended, and civil service laws】 (U.S.C., Supp. VI, title 7, secs. 521-535f, 451-457; acts June 18, 1929, 46 Stat., p. 28; June 16, 1933, 48 Stat., pp. 289-290).

Collection of 1931 and Prior Seed Grain Loans—

【To enable the Secretary of Agriculture to collect moneys due the United States on account of loans made under the provisions of the Acts of March 3, 1921 (41 Stat., p. 1347), March 20, 1922 (42 Stat., p. 467), April 26, 1924 (43 Stat., p. 110), February 28, 1927 (44 Stat., p. 1251), February 25, 1929 (45 Stat., p. 1306), as amended May 17, 1929 (46 Stat., p. 3), March 3, 1930 (46 Stat., pp. 78, 79), December 20, 1930 (46 Stat., p. 1032), February 14, 1931 (46 Stat., p. 1160), and February 23, 1931 (46 Stat., p. 1276), not to exceed \$350,000 of the repayments made during the fiscal year 1933 to the appropriations contained in Public Resolution Numbered 114, approved January 15, 1931, and in the Interior Department Appropriation Act for the fiscal year 1932, approved February 14, 1931, to carry out the provisions of Public Resolution Numbered 112, approved December 20, 1930, as amended (46 Stat., pp. 1032, 1160, 1167), is hereby made available, of which amount not to exceed \$55,000 may be expended for departmental personal services in the District of Columbia】 (act Mar. 3, 1933, 47 Stat., p. 1466).

Salaries and Expenses, Federal Farm Loan Board—

【For six members of the board and other personal services in the District of Columbia and in the field; traveling expenses of the members of the board and its officers and employees; contingent and miscellaneous expenses, including law books, books of reference, periodicals, newspapers, and maps; contract stenographic reporting services, and expert services for the preparation of amortization tables; examination of national farm loan associations; and for the expenses of registrars' offices, including rent and miscellaneous items; in all, \$900,000, of which not more than \$400,000 may be used for personal services in the District of Columbia: *Provided*, That the amount of the expenses and salaries of the employees engaged in the work of the division of examinations of the Federal Farm Loan Bureau shall be assessed in accordance with the provisions of existing law by the Federal Farm Loan Board against Federal land banks, joint-stock land banks and Federal intermediate credit banks, and the proceeds covered into the Treasury as miscellaneous receipts.

At the request of the Federal Farm Loan Board, whenever in its opinion the expense will be reduced thereby, the work in Washington incident to the verification for destruction of paid and canceled intermediate credit bank debentures, farm loan bonds and coupons thereof, may, with the approval of the Secretary of the Treasury, be performed by the office of the Register of the Treasury, and the appropriation from which salaries of employees in the office of the Register of the Treasury are paid may be reimbursed from this

appropriation for the actual expense of such work (U.S.C., title 12, secs. 641-1322; U.S.C., Supp. VI, title 12, secs. 657a-1249; act Mar. 3, 1933, 47 Stat., pp. 1493-1494).

Salaries and Expenses, Farm Credit Administration—

For salaries and expenses of the Farm Credit Administration in the District of Columbia and the field; traveling expenses of officers and employees; contingent and miscellaneous expenses, including law books, books of reference, periodicals, newspapers, and maps; contract stenographic reporting services, and expert services for the preparation of amortization tables; membership fees or dues in organizations which issue publications to members only or to members at a lower price than to others, payment for which may be made in advance; purchase of manuscripts, data and special reports by personal service without regard to the provisions of any other Act; procurement of supplies and services without regard to section 3709 of the Revised Statutes (U.S.C., title 41, sec. 5) when the aggregate amount involved does not exceed \$50; purchase, exchange, maintenance, repair, and operation of motor-propelled, passenger-carrying vehicles and motor trucks to be used only for official purposes; typewriters, adding machines, and other labor-saving devices, including their repair and exchange; garage rental in the District of Columbia and elsewhere; payment of actual transportation expenses and not to exceed \$10 per diem to cover subsistence and other expenses while in conference and en route from and to his home to any person other than an employee or a member of an advisory commodity committee who may from time to time be invited to the City of Washington and elsewhere for conference and advisory purposes in furthering the work of the Farm Credit Administration; employment of persons, firms, and others for the performance of special services, including legal services, and other miscellaneous expenses; collection of moneys due the United States on account of loans made under the provisions of the Acts of March 3, 1921 (41 Stat., p. 1347), March 20, 1922 (42 Stat., p. 467), April 26, 1924 (43 Stat., p. 110), February 23, 1927 (44 Stat., p. 1251), February 25, 1929 (45 Stat., p. 1306), as amended May 17, 1929 (46 Stat., p. 3), March 3, 1930 (46 Stat., pp. 78, 79), December 20, 1930 (46 Stat., p. 1032), February 14, 1931 (46 Stat., p. 1160), and February 23, 1931 (46 Stat., p. 1276); examination of corporations, banks, associations, and institutions operated, supervised, or regulated by the Farm Credit Administration: Provided, That the expenses and salaries of employees engaged in such examinations shall be assessed against the said corporations, banks, or institutions in accordance with the provisions of existing laws; in all, \$2,389,666 (U.S.C., title 12, secs. 641-1322; U.S.C., Supp. VI, title 12, secs. 521-535f, title 12, secs. 657a-1349; acts June 18, 1929, 46 Stat., p. 28; Mar. 3, 1933, 47 Stat., pp. 1466, 1493-1494, 1517; Mar. 20, 1933, 48 Stat., p. 8; Executive Order No. 6084, dated Mar. 27, 1933, reorganizing the agricultural agencies of the United States; act June 16, 1933, 48 Stat., pp. 289-290).

Estimate 1935, \$2,389,666

Appropriated 1934, \$900,000

By objects	Obligations			
	Estimate, 1935	Estimate, 1934	Actual, 1933	
	Posi- tions	Av. salary	Posi- tions	Av. salary
PERSONAL SERVICES, DEPARTMENTAL				
Professional service:				
Grade 9. Governor.....	1	\$10,000	1	\$10,000
Deputy governor.....	2	10,000	2	10,000
Land bank commissioner.....	1	10,000	1	10,000
Intermediate credit commis- sioner.....	1	10,000	1	10,000
Cooperative bank commissioner.....	1	10,000	1	10,000
Federal Farm Board members.....			6	10,000
Federal Farm Board members.....			4.9	10,000
Grade 7. Chief economist.....	1	7,500	1	7,415
Assistant general counsel.....	1	7,500	1	6,500
Chief of division.....			0.3	6,500
Assistant chief of division.....			0.8	6,500
Head attorney.....			1	6,500
Grade 6. Principal attorney.....			0.2	6,000
Principal agricultural econ- omist.....	4	5,700	4	5,700
Principal marketing specialist.....	1	5,600	1.3	5,657
Organizer.....	1	5,600	1	5,600
Regional representative.....			0.3	5,600
Assistant Chief of Division.....			0.2	5,600
Grade 5. Regional representative.....			0.3	5,200
Senior examiner.....	1	5,000	1	5,000
Senior attorney.....	1	4,800	1	4,800
Senior economist.....	3	4,733	2.7	4,777
Actuary.....	1	4,600	0.8	4,600
Grade 4. Assistant head of section.....	1	4,600	1	4,600
Attorney.....	1	4,200	0.9	3,800
Legal assistant.....			1.1	4,182
Cooperative marketing spe- cialist.....	1	4,000	1	4,000
Examiner.....			0.2	3,800
Agricultural economist.....	3	3,867	3.9	3,910
Grade 3. Associate economist.....	4	3,425	3.4	3,409
Associate marketing specialist.....			0.3	3,200
Associate attorney.....			0.9	3,200

Salaries and Expenses, Farm Credit Administration—Continued.

By objects	Obligations			
	Estimate, 1935	Estimate, 1934	Actual, 1933	
	Posi- tions	Av. salary	Posi- tions	Av. salary
PERSONAL SERVICES, DEPARTMENTAL—CON.				
Professional service—Continued.				
Grade 2. Associate economist.....	2	\$3,000	2.6	\$2,877
Legal assistant.....			1	2,700
Assistant attorney.....	1	2,700	1	2,700
Assistant actuary.....	1	2,600	0.6	2,600
Grade 1. Junior economist.....	6	2,230	5.2	2,229
Junior statistician.....	1	2,050	1	2,050
Junior attorney.....	1	2,000	2	2,100
Clerical, administrative, and fiscal service:				
Grade 15. Administrative assistant.....	1	8,500	1	8,500
Grade 14. Assistant comptroller.....	1	7,500	1	7,500
Grade 13. Chief of section.....	2	6,200	2	6,200
Assistant administrator.....	1	5,600	1	5,600
Disbursing officer.....	1	5,600	1	5,600
Grade 12. Chief of section.....	1	5,000	1	5,000
Assistant chief investigator.....	1	5,000	1	5,000
Assistant chief of section.....	1	4,600	1	4,600
Assistant treasurer.....	1	4,600	1	4,600
Grade 11. Associate chief field examiner.....			0.1	4,200
Associate chief investigator.....			0.3	3,933
Associate chief examiner.....			1	3,800
Chief of section.....	1	3,800	1	3,800
Grade 10. Senior organization expert.....			0.3	3,600
Senior examiner.....			0.2	3,600
Senior accountant.....			0.4	3,500
Grade 9. Senior auditor.....	1	3,300	1	3,200
Senior administrative assistant.....			0.9	3,800
Senior examiner.....			2	3,333
Chief of section.....	2	3,250	1.8	3,256
Assistant to disbursing officer.....	1	3,200	0.1	3,300
Grade 8. Associate investigator.....			0.1	3,100
Chief of section.....	1	2,900	0.8	2,900
Administrative assistant.....			0.2	2,900
Grade 7. Unit head.....	1	3,000		
Senior loan reviewer.....	1	2,900	1.4	2,900
Librarian.....	1	2,900	1	2,900
Assistant investigator.....			0.2	2,700
Correspondence reviewer.....	1	2,700	1	2,700
Collection and verification clerk.....	1	2,700	1	2,700
Assistant accountant.....	2	2,600	2.2	2,600
Assistant examiner.....	1	2,600	1	2,600
Junior administrative assistant.....	1	2,600	1.2	2,600
Assistant director of information.....	1	2,600	0.8	2,600
Chief of section.....	1	2,600	1	2,600
Grade 6. Principal draftsman.....			0.1	2,700
Assistant chief of section.....	1	2,600	0.8	2,600
Principal statistical clerk.....	1	2,500		
Deputy disbursing officer.....			1	2,500
Principal examining assistant.....			0.3	2,400
Principal bookkeeper.....	2	2,350	2	2,350
Assistant correspondence re- viewer.....	1	2,300	1	2,300
Supervisor file units.....	2	2,300		
Grade 5. Senior office draftsman.....	1	2,500		
Senior investigating assistant.....	1	2,400	0.8	2,000
Senior examining assistant.....			0.3	2,400
Senior clerk stenographer.....	11	2,109	9.9	2,105
Loan ledger bookkeeper.....			0.2	2,200
Junior loan reviewer.....			0.2	2,100
Assistant correspondence re- viewer.....	1	2,100	1	2,100
Senior clerk.....	7	2,044	5.4	2,095
Assistant librarian.....	1	2,000		
Chief of section.....	1	2,000		
Assistant chief of section.....	1	2,000	0.8	2,000
Grade 4. Clerk.....	14	1,828	13.1	1,834
Head operator, office devices.....			1	1,860
Clerk-stenographer.....	4	1,800	2.9	1,800
Group supervisor.....	2	1,800	1.5	1,800
Assistant supervisor.....	2	1,800		
Office draftsman.....	2	1,800	2.8	1,800
Grade 3. Senior telephone operator.....	1	1,800		
Assistant clerk.....	22	1,634	25.2	1,630
Senior stenographer.....	18	1,624	16.1	1,620
Assistant office draftsman.....	2	1,620	1.6	1,620
Grade 2. Junior telephone operator.....	2	1,530	3	1,620
Junior stenographer.....	15	1,465	16.1	1,449
Junior clerk-typist.....	18	1,454	18.7	1,468
Junior clerk.....	18	1,446	20.4	1,454
Grade 1. Junior typist.....	3	1,280	2.9	1,306
Under clerk.....	29	1,260	15.1	1,260
Under telephone operator.....	1	2,260		
Underoperator, office devices.....			3.8	1,332
Custodial service:				
Grade 3. Chauffeur.....	2	1,350	1	1,200
Messenger.....	9	1,280	2	1,200
Packer.....	2	1,200		
Guard.....			0.3	1,200
Grade 2. Messenger.....	10	1,080	5.6	1,080
Junior laborer.....	5	1,080	1	1,080
Grade 1. Junior messenger.....	3	680	2.6	673
Unclassified:				
Range, \$9,000 and over:				
General counsel (Farm Board).....			0.2	20,000
General counsel.....	1	10,000	1	10,000
Range \$7,500-\$9,000:				
Deputy cooperative commissioner.....	1	8,500	1	8,500
Collaborator.....			0.2	8,500
Chief of division.....			0.1	8,500
Assistant to chairman.....			0.5	8,333
Comptroller of accounts.....	1	8,000	0.9	8,000
Secretary.....			0.7	8,250

Salaries and Expenses, Farm Credit Administration—Continued.

By objects	Obligations					
	Estimate, 1935		Estimate, 1934		Actual, 1933	
	Posi- tions	Av. salary	Posi- tions	Av. salary	Posi- tions	Av. salary
PERSONAL SERVICES, DEPARTMENTAL—CON.						
Unclassified—Continued.						
Range \$7,500-\$9,000—Continued.						
Assistant to general counsel	1	\$8,000	1	\$8,000		
Director of information					0.1	\$8,000
Chief examiner	1	8,000	1	8,000	1	8,000
Deputy intermediate credit commis- sioner	1	7,950	0.6	7,950		
Assistant deputy land bank commis- sioner	1	7,500	1.1	7,500		
Chief appraiser	1	7,500	1	7,500	1	7,500
Advisor to appraisal division			0.1	7,500		
Secretary					0.1	7,500
Treasurer					0.3	7,500
Range, \$6,500-\$7,500:						
Special assistant to governor	1	7,500	1	7,250		
Assistant cooperative bank commis- sioner	1	7,500	1	7,500		
Assistant general counsel	1	7,500	1	7,500	0.9	7,500
Senior counsel	1	7,000	1	7,000	1	7,000
Chief reviewing appraiser	1	6,600	0.8	6,600		
Chief of division					1	6,500
Assistant to intermediate credit com- missioner	1	6,500	1	6,000	1	6,000
Director of information			0.2	6,500	0.9	6,500
Chief organization expert					0.1	6,500
Range, \$5,600-\$6,500:						
Information editor			0.8	6,000		
Assistant chief examiner	1	6,000	0.7	6,000		
Principal economist	1	6,000	1	6,000	1	6,000
Director of personnel	1	6,000	1	6,000		
Chief, mortgage loan examination unit	1	6,000	0.8	6,000		
Treasurer			0.2	6,000	0.7	6,000
Chief reviewing appraiser			0.2	6,000	1	6,000
Chief engineering appraiser	1	5,800	1	5,800	1	5,800
Special organizer	1	5,600	1	5,600	1	5,600
Regional representative					0.1	5,600
Range, \$4,000-\$5,600:						
Chief of section	1	5,500	1	5,500	1	5,500
Assistant chief examiner	1	5,250	1.2	5,250	1	5,000
Consultant in business management			0.2	5,400		
Regional representative					1	5,100
Secretary to the governor	1	5,000	1	5,000	0.1	5,000
Chief of section	1	5,000	1	5,000	1	5,000
Assistant chief accountant	1	5,000	1	5,000		
Information editor	1	5,000	0.9	5,000		
Assistant chief of section	2	5,000	1.2	5,000	1	5,000
Sec. etary			0.3	5,000	1	5,000
Chief examinations, northeast territory	1	5,000	1	5,000		
Custodian of securities	1	5,000	1	5,000	1	5,000
Counsel	3	4,933	3	4,933	1	5,000
Educational assistant					1.2	4,933
Assistant chief, reviewing appraisers	2	4,800	1.7	4,800	1	5,500
Senior auditor			0.2	4,600	1	4,600
Chief mortgage-loan examiner	1	4,800	1	4,800	1	4,800
Range \$3,800-\$4,600:						
Assistant chief examiner					1	4,500
Research editor	1	4,200	1	4,200	0.1	4,200
Assistant chief of section	1	4,200	1	4,200		
Senior accountant	1	4,200	1	4,200		
Assistant secretary			0.3	4,500	1	4,500
Assistant to secretary					0.2	4,500
Assistant counsel	4	4,117	3	4,233	2.7	4,250
Attorney					0.1	4,200
Senior examiner	6	4,080	5.3	2,908	2.3	4,291
Assistant to deputy commissioner	1	4,000	0.7	4,000		
Engineer	1	4,000	0.8	4,000		
Expert in marketing					1.4	3,966
Assistant custodian of securities	1	3,900	1	3,900	1	3,900
Senior auditor	1	3,800	1	3,800	0.7	3,800
Range \$3,200-\$3,800:						
Reviewing examiner					1	3,600
Assistant secretary to commissioner	1	3,600	1.6	3,488	1.6	3,375
Educational assistant					0.4	3,600
Associate marketing expert					1	3,400
Mortgage-loan examiner	1	3,400	1	3,400	1.5	3,373
Senior examiner					0.9	3,200
Attorney	5	3,375	8	3,291		
Expert in farm credits	1	3,200				
Associate economist			1	3,200		
Range \$2,600-\$3,200:						
Reviewing examiner	5	3,024	4	3,024	4.7	2,994
Mortgage loan examiner	3	3,000	2.7	3,000		
Assistant chief of section	2	3,000	2	3,000	2	3,000
Senior assistant auditor	1	3,000	1	3,000	1	3,000
Disbursing agent			1	3,000	1	3,000
Information agent	7	2,875	7	2,875		
Senior assistant accountant	1	2,800	1	2,800		
Expert in farm credits						
Assistant information clerk			0.1	2,825		
Assistant attorney	3	2,733	3	2,733	2.2	2,800
Correspondent	1	2,700	0.8	2,700		
Reviewer	1	2,700	0.8	2,700	1	3,000
Expert in legal research	7	2,688	7.5	2,400	0.4	2,400
Assistant to research editor	1	2,600	1	2,600		
Range \$2,100-\$2,600:						
Assistant economist	1	2,600	1	2,600		
Law clerk			1	2,500		
Correspondent	3	2,450	2.8	2,450		
Junior investigator	1	2,400	1	2,400		
Mortgage loan examiner	3	2,400	2.5	2,400		
Assistant accountant	5	2,400	6	2,400	4	2,400
Principal clerk	3	2,333	4	2,275	2.8	2,150

Salaries and Expenses, Farm Credit Administration—Continued.

By objects	Obligations					
	Estimate, 1935		Estimate, 1934		Actual, 1933	
	Posi- tions	Av. salary	Posi- tions	Av. salary	Posi- tions	Av. salary
PERSONAL SERVICES, DEPARTMENTAL—CON.						
Unclassified—Continued.						
Range \$2,100-\$2,600—Continued.						
Assistant auditor	4	\$2,295	4	\$2,295	3.7	\$2,100
Senior clerk-stenographer	7	2,186	9.3	2,165	9.1	2,243
Range \$1,800-\$2,100:						
Research assistant	1	2,000	1	2,000		
Junior accountant	1	2,000	1	2,000	1	1,800
Stenographer	15	1,841	17.9	1,826	8.5	1,826
Clerk	26	1,816	19.5	1,855	13.9	1,836
Range, \$1,620-\$1,800:						
Statistical clerk	3	1,660	3	1,660	2	1,620
Stenographer	11	1,648	10.7	1,650	8.3	1,650
Clerk	6	1,630	17.8	1,627	9	1,640
Range, \$1,440-\$1,620:						
Law clerk	1	1,620	0.7	1,620		
Stenographer	14	1,492	18.8	1,474	6.8	1,500
Junior clerk	12	1,465	17.7	1,471	6.4	1,479
Clerk-typist	2	1,470	2.8	1,461	1	1,500
Chauffeur			0.9	1,500		
Messenger			1.7	1,440	1.4	1,521
Range, \$1,260-\$1,440:						
Clerk	13	1,347	28.5	1,282	11	1,260
Stenographer	18	1,337	20.9	1,315	8.3	1,263
Clerk-typist	14	1,329	25.8	1,297	8	1,267
Typist			7.5	1,281	1	1,320
Messenger					3	1,425
Range, \$1,080-\$1,260:						
Messenger			5.7	1,247	1.4	1,200
Junior telephone operator			1	1,200		
Range, \$600-\$1,080:						
Clerk-typist			1	1,080	0.1	1,080
Stenographer			2.6	1,080		
Laborer			6	1,080	0.2	1,080
Messenger	1	960	8.4	810	1	960
Total permanent, departmental	542		595.5		374.3	
Deduct administrative furloughs		1,337,273		1,410,203		1,054,410
Net permanent, departmental		1,337,273		1,410,203		1,035,849
Temporary employees, departmental				1,341		1,415
All personal services, departmental		1,337,273		1,411,544		1,037,264
PERSONAL SERVICES, FIELD						
Unclassified:						
Range, \$7,500-\$9,000:						
Field supervisor	1	7,500	0.6	7,500		
Range, \$5,600-\$6,400:						
Field representative					0.6	6,000
Senior reviewing appraiser	2	6,000	2.1	6,000		
Chief of division			0.2	6,000	1	6,000
Range, \$4,600-\$5,600:						
Senior reviewing appraiser	7	5,157	7	5,157	8.1	5,250
Farm Loan Registrar	11	5,000	11	5,000	11	5,000
Land bank examiner	1	5,000	1	5,000	1	5,000
Range, \$3,800-\$4,600:						
Farm Loan Registrar	1	4,500	1	4,500	1	4,500
Organization expert					0.1	4,350
Economic expert in marketing					0.1	4,200
Reviewing appraiser	17	4,056	17.2	4,065	4.3	4,317
Senior field examiner			0.1	4,500	1.6	4,500
Land bank examiner	8	4,002	7.7	4,126	5.1	4,133
Senior examiner			0.7	3,971	1	3,800
Field representative					0.1	3,900
Range, \$3,200-\$3,800:						
Assistant reviewing appraiser					0.1	3,750
Field representative			0.6	3,600	3	3,600
Field examiner			0.9	3,600	3	3,600
Land bank examiner	19	3,496	17.6	3,491	7	3,557
Supervisor seed loans	1	3,200	1	3,200	1	3,200
Range, \$2,600-\$3,200:						
Supervising examiner	2	3,000	1	3,000	0.1	3,000
Field examiner			0.3	3,000	1	3,000
Land bank examiner	13	2,972	10.9	2,966	7.1	2,894
National Farm Loan Association ex- aminer	25	2,805	20.5	2,830	19.8	2,806
Range, \$2,160-\$2,600:						
Land bank examiner	9	2,489	6.7	2,485	2	2,250
National Farm Loan Association examiner	17	2,462	15.8	2,473	8.2	2,400
Deputy registrar	9	2,402	9	2,402	8.2	2,400
Assistant collection manager					2	2,400
Range, \$1,800-\$2,160:						
Registrar's clerk	1	1,920	1	1,920	1	1,920
National Farm Loan Association examiner	2	1,900	2	1,900	2	2,050
Deputy registrar	2	1,890	2	1,890	2	1,890
Seed loan agent	30	1,800	30	1,800	27	1,800
Range, \$1,620-\$1,800:						
Deputy registrar's clerk	1	1,620	1	1,620	3	1,620
Junior clerk	1	1,620	1	1,620	3	1,620
Senior stenographer	1	1,620	1	1,620	1	1,620
Range, \$1,440-\$1,620:						
Clerk	3	1,460	3	1,460	4	1,487
Stenographer	6	1,440	6	1,440	6	1,470
Clerk	2	1,440	2	1,440		
Range, \$1,200-\$1,440:						
Clerk	18	1,330	18	1,330	22	1,320
Junior typist	36	1,310	36	1,310	31	1,285
Junior stenographer	46	1,289	40	1,293	43	1,260

Salaries and Expenses, Farm Credit Administration—Continued.

By objects	Obligations					
	Estimate, 1935		Estimate, 1934		Actual, 1933	
PERSONAL SERVICES, FIELD—continued	Posi- tions	Av. salary	Posi- tions	Av. salary	Posi- tions	Av. salary
Range, \$1,020-\$1,200:						
Clerk.....	50	\$1,184	45	\$1,173	16.8	\$1,157
Junior typist.....					27	1,080
Range, \$840-\$1,020:						
Junior messenger.....	1	900	1	900	2	900
Total permanent, field.....	343	766,073	321.9	726,230	286.3	597,454
Temporary employees, field.....						106,605
All personal services, field.....		766,073		726,230		704,059
Total, departmental and field.....	2,103,346		2,137,774		1,741,323	
Deduct legislative reductions.....	210,334		320,465		157,982	
01 Personal services (net).....	1,893,012		1,817,309		1,583,341	
OTHER OBLIGATIONS						
02 Supplies and materials.....		18,123		14,501		12,930
05 Communication service.....		29,064		28,604		25,847
06 Travel expense.....		345,950		339,829		252,989
07 Transportation of things.....		720		280		60
08 Printing and binding.....		18,232		16,618		11,733
11 Rents.....		23,750		22,750		18,149
1115 Rent of miscellaneous equipment.....		2,500		2,300		
12 Repairs and alterations.....		800		900		684
13 Miscellaneous.....		23,500		24,000		17,883
30 Equipment.....		34,015		32,909		17,358
Total other obligations.....		496,654		482,691		357,633
Grand total obligations.....		2,389,666		2,300,000		1,940,974
Deduct amounts of unexpended balances made available for expenditures in 1934.....						
Collection of seed-grain loans transferred from Department of Agriculture.....				-350,000		-500,000
Administrative expenses, Federal Farm Board.....				-1,050,000		-800,000
Estimated savings and unobligated balances.....						+309,026
Total estimate or appropriation.....		2,389,666		900,000		950,000

Administrative Expenses, Production Credit Corporations and Associations—

For all necessary administrative expenses in connection with the establishment and supervision of the Production Credit Corporations and the Production Credit Associations authorized by the Farm Credit Act of 1933, approved June 16, 1933, including personal services in the District of Columbia and elsewhere, printing and binding, and all other necessary expenses, fiscal year 1934, \$2,000,000, to be immediately available and to remain available until expended (act June 16, 1933, 48 Stat., pp. 257-273, 276).

Appropriated 1934, \$2,000,000

By objects	Obligations					
	Estimate, 1935		Estimate, 1934		Actual, 1933	
PERSONAL SERVICES, DEPARTMENTAL	Posi- tions	Av. salary	Posi- tions	Av. salary	Posi- tions	Av. salary
Unclassified:						
Range, \$10,000:						
Commissioner.....	1	\$10,000	0.8	\$10,000		
Range, \$7,500-\$9,000:						
Deputy commissioner of agriculture.....	1	8,500	0.8	8,500		
Deputy commissioner of livestock.....	1	8,500	0.8	8,500		
Range, \$6,500-\$7,500:						
Assistant commissioner of horticulture.....	1	7,000	0.8	7,000		
Range, \$5,600-\$6,400:						
Examiner.....	2	6,000	1.4	6,000		
Range, \$4,600-\$5,600:						
Organizer.....	8	5,000	5.6	5,000		
Chief clerk.....	1	4,800	0.7	4,800		
Range, \$3,800-\$4,600:						
Assistant chief clerk.....	1	4,000	0.7	4,000		
Field representative.....	100	3,000	75	3,000		
Range, \$2,000-\$2,600:						
Stenographer.....	8	2,000	5.6	2,000		
Total salaries, departmental.....	124		92.2			
Deduct legislative furloughs.....		410,800		305,960		
Net personal services, departmental.....		41,080		45,894		
		369,720		260,066		

Administrative Expenses, Production Credit Corporations and Associations—Continued.

By objects	Obligations					
	Estimate, 1935		Estimate, 1934		Actual, 1933	
PERSONAL SERVICES, FIELD	Posi- tions	Av. salary	Posi- tions	Av. salary	Posi- tions	Av. salary
Unclassified—Continued.						
Range, \$7,500-\$9,000:						
President of corporation.....	12	\$8,500	9	\$8,500		
Vice president.....	12	7,500	9	7,500		
Range, \$4,600-\$5,600:						
Secretary-treasurer.....	12	5,000	9	5,000		
Range, \$3,200-\$3,800:						
Assistant secretary.....	12	3,600	9	3,600		
Assistant treasurer.....	12	3,600	9	3,600		
Range, \$2,900-\$3,500:						
Accountant-bookkeeper.....	12	3,000	9	3,000		
Range \$1,440-\$1,800:						
Clerk-stenographer.....	60	1,500	54	1,500		
Total salaries, field.....	132	464,400	108	361,800		
Deduct legislative furloughs.....		46,440		54,270		
Net personal services, field.....		417,960		307,530		
01 Personal services (net).....		787,680		567,596		
OTHER OBLIGATIONS						
02 Supplies and materials.....		29,000		24,000		
05 Communication service.....		5,000		4,000		
06 Travel expenses.....		170,000		123,500		
08 Printing and binding.....		16,000		11,500		
11 Rents.....		18,000		15,000		
13 Miscellaneous.....		59,000		33,704		
30 Equipment.....		27,000		21,500		
Total other obligations.....		324,000		233,204		
Grand total obligations.....		1,111,680		800,800		
Add amount available for fiscal year 1935.....				1,199,200		
Deduct amount made available from fiscal year 1934.....		1,111,680				
Unexpended balance.....		87,520				
Total estimate or appropriation.....				2,000,000		

Farm Credit Administration Revolving Fund—

For an additional amount for the revolving fund created by section 5 of the Farm Credit Act of 1933, approved June 16, 1933 \$40,000,000 (act June 16, 1933, 48 Stat., pp. 258-259, 276).

Appropriated 1934, \$40,000,000

By objects	Obligations		
	Estimate, 1935	Estimate, 1934	Actual, 1933
50 Investments:			
Payments for capital stock of production credit corporations.....		\$120,000,000	
Repayments (retirement of capital stock).....		None.	
Net cash expenditures.....		120,000,000	
Deduct unobligated balances of farmers' seed loan appropriations, 1921-31, available for transfer to fund.....		-16,660,824	
Deduct estimated repayments on loans under farmers' seed loan appropriations, 1921-31, available for transfer to fund.....		-18,339,176	
Deduct collections on crop production loans made pursuant to the act of February 4, 1933 (Public No. 327, 72d Congress), available for transfer to fund.....		-25,000,000	
Deduct unexpended crop loan funds under section 2 of the Reconstruction Finance Corporation Act, as amended, available for transfer to fund.....		-20,000,000	
Total appropriation.....		40,000,000	

SECTION 1. This Act shall be known as the "Farm Credit Act of 1933."

SEC. 2. The Governor of the Farm Credit Administration, hereinafter in this Act referred to as the "governor," is authorized and directed to organize and charter twelve corporations to be known as "Production Credit Corporations" * * *.

* * * SEC. 4. * * * The initial capital stock of each such corporation shall be \$7,500,000, which shall be subscribed for by the governor and held by him on behalf of the United States. * * *

The governor shall make such payments out of the revolving fund created in section 5. * * *

SEC. 5. (a) There is hereby created a revolving fund of not to exceed \$120,000,000 which shall be made up as follows:

(1) The Reconstruction Finance Corporation is authorized and directed to make available to the Governor of the Farm Credit Administration all unobligated balances of the following funds and all sums heretofore returned or released to the corporation from such funds:

(A) Any balances of funds for, and all collections on loans by, the Secretary of Agriculture pursuant to section 2 of the Reconstruction Finance Corporation Act as amended:

(B) All collections on loans made or to be made pursuant to the Act of February 4, 1933 (Public, Numbered 327, Seventy-second Congress):

(C) All balances of funds authorized and directed to be made available to the Secretary of Agriculture by such Act and not used for loans pursuant thereto; and

(D) Any balances of the funds originally directed to be allocated and made available to the Secretary of Agriculture by such Acts except as expended pursuant to subsection (e) of Section 201 of the Emergency Relief and Construction Act of 1932.

(2) There are hereby made available to the Governor of the Farm Credit Administration all unobligated balances of appropriations and funds available thereunder to enable the Secretary of Agriculture to make advances or loans under the following Acts and resolutions, and all repayments of such advances and loans: March 3, 1921 (41 Stat. 1347), March 20, 1922 (42 Stat. 467), April 26, 1924 (43 Stat. 110), February 28, 1927 (44 Stat. 1251), February 25, 1929 (45 Stat. 1306), as amended May 17, 1929 (46 Stat. 3), March 3, 1930 (46 Stat. 78, 79), December 20, 1930 (46 Stat. 1032), as amended February 14, 1931 (46 Stat. 1160), and February 23, 1931 (46 Stat. 1276), and Public Resolution Numbered 11, Seventy-second Congress, approved March 3, 1932.

(3) There is hereby authorized to be appropriated the sum of \$40,000,000 out of any money in the Treasury not otherwise appropriated (act June 16, 1933, 48 Stat., pp. 257-258).

Agricultural Marketing Revolving Fund—

SEC. 2. The Governor of the Farm Credit Administration, * * * is authorized and directed to organize and charter * * * twelve banks to be known as "Banks for Cooperatives."

SEC. 30. The Governor is authorized and directed to organize and charter a corporation to be known as the "Central Bank for Cooperatives" with its principal office in the District of Columbia and such other offices as in the opinion of the Governor may be necessary.]

SEC. 33. * * * Out of the revolving fund created under section 6 of the Agricultural Marketing Act, as amended, the Governor, on behalf of the United States, shall subscribe for and make payments for stock in the Central Bank and such payments shall be subject to call in whole or in part by the chairman of the board of the Central Bank with the approval of the Governor.]

SEC. 40. The capital stock of each Bank for Cooperatives established under section 2 shall be in such amount as the governor determines is required for the purpose of meeting the credit needs of eligible borrowers from the bank under this title, and such amount may be increased or decreased from time to time by the governor in accordance with such needs. Such stock shall be divided into shares of \$100 each. Out of the revolving fund created under section 6 of the Agricultural Marketing Act, as amended, the governor, on behalf of the United States, shall make payments for stock in the banks and such payments shall be subject to call in whole or in part by the board of directors of the bank with the approval of the governor] (act June 16, 1933, 48 Stat., p. 264).

SEC. 220. For the purposes of this Act, there is hereby authorized to be appropriated, out of any money in the Treasury not otherwise appropriated, the sum of \$3,300,000,000. The President is authorized to allocate so much of said sum, not in excess of \$100,000,000, as he may determine to be necessary for expenditures in carrying out the Agricultural Adjustment Act and the purposes, powers, and functions heretofore and hereafter conferred upon the Farm Credit Administration] (act June 16, 1933, 48 Stat., p. 210).

Agricultural Marketing Revolving Fund—Continued.

By objects	Obligations		
	Estimate, 1935	Estimate, 1934	Actual, 1933
EXPENDITURES			
Advances for loans.....	\$500,000	\$5,000,000	\$133,740,771
Expenditures for purchase of stock in banks for cooperatives.....	17,000,000	110,000,000	-----
Expenditures from funds allocated under section 220 of the National Industrial Recovery Act.....	-----	33,592,373	-----
Total expenditures.....	17,500,000	148,592,373	133,740,771
RECEIPTS			
Principal collections on loans.....	4,000,000	41,000,000	134,290,865
Interest collections on loans.....	500,000	3,000,000	4,351,490
Amounts realized on cotton acquired in accordance with the provisions of the Agricultural Adjustment Act.....	-----	30,992,373	-----
Total receipts.....	4,500,000	74,992,373	138,642,355
Net cash expenditures.....	13,000,000	73,600,000	-4,901,584
Deduct in 1933 amount of 1932 appropriations available in 1933.....	-----	-----	-21,791,126
Deduct in 1934 and add in 1933 amount of previous appropriations available in 1934.....	-----	-66,692,710	+66,692,710
Deduct in 1935 and add in 1934 amount of previous appropriations available in 1935.....	-13,092,710	+13,092,710	-----
Unobligated balance.....	92,710	-----	-----
Total appropriation.....	-----	1 20,000,000	1 40,000,000

¹ Funds allocated under sec. 220 of National Industrial Recovery Act.

FARM MORTGAGE LOANS

SEC. 32. The Reconstruction Finance Corporation is authorized and directed to allocate and make available to the Farm Loan Commissioner the sum of \$200,000,000, or so much thereof as may be necessary, to be used for the purpose of making loans as herein-after provided to any farmer, secured by a first or second mortgage upon the whole or any part of the farm property, real or personal, including crops, of the farmer. * * *] (act May 12, 1933, 48 Stat., p. 48).

By objects	Obligations		
	Estimate, 1935	Estimate, 1934	Actual, 1933
Loans to farmers.....	-----	\$198,602,888	\$160,006
Administrative expenses.....	\$1,360,000	2,720,000	36,356
Total expenditures.....	1,360,000	201,322,888	196,362
Collections of interest.....	9,938,093	1,519,250	-----
Net expenditures, 1933 and 1934.....	-----	199,803,638	196,362
Net receipts, 1935.....	-8,578,093	-----	-----
Funds directed to be made available by Reconstruction Finance Corporation.....	-----	-----	-200,000,000
Unexpended balance to be carried forward from 1933 to 1934.....	-----	-199,803,638	199,803,638
Unexpended balance to be carried forward to 1936.....	8,578,093	-----	-----
Total estimate or appropriation.....	-----	-----	-----

LOANS TO JOINT STOCK LAND BANKS

SEC. 30. (a) The Reconstruction Finance Corporation is authorized and directed to make available to the Farm Loan Commissioner, out of the funds of the Corporation, the sum of \$100,000,000, to be used, for a period not exceeding two years from the date of enactment of this Act, for the purpose of making loans to the joint-stock land banks organized and doing business under the Federal Farm Loan Act, as amended, at a rate of interest not to exceed 4 per centum per annum, payable annually. Such loans

shall be made upon application therefor by such banks and upon compliance with the requirements of this section. The amount which may be loaned hereunder to any such bank shall not exceed an amount having the same proportion to the said \$100,000,000 as the unpaid principal of the mortgages held by such bank on the date of enactment of this Act bears to the total amount of the unpaid principal of the mortgages held by all the joint-stock land banks on such date. * * * (act May 12, 1933, 48 Stat., p. 46).

[SEC. 31. (a) Out of the funds made available to him under section 30, the Farm Loan Commissioner is authorized to make loans, in an aggregate amount not exceeding \$25,000,000, at a rate of interest not to exceed 4 per centum per annum, to any joint-stock land bank for the purpose of securing the postponement for two years from the date of the enactment of this Act of the foreclosure of first mortgages held by such banks on account of (1) default in the payment of interest and principal due under the terms of the mortgage, and (2) unpaid delinquent taxes, excluding interest and penalties, which may be secured by the lien of said mortgage. * * * (act May 12, 1933, 48 Stat. p. 47).

By objects	Obligations		
	Estimate, 1935	Estimate, 1934	Actual, 1933
Loans (sec. 30).....	\$31,000,000	\$44,000,000	-----
Loans (sec. 31).....	8,000,000	17,000,000	-----
Administrative expenses.....	100,000	100,000	-----
Total expenditures.....	39,100,000	61,100,000	-----
Collections of principal and interest.....	6,200,000	2,500,000	-----
Net expenditures.....	32,900,000	58,600,000	-----
Funds directed to be made available by the Reconstruction Finance Corporation.....	-----	-100,000,000	-----
Estimated unexpended balances carried forward from 1934.....	-41,400,000	41,400,000	-----
Estimated unexpended balances, 1935.....	8,500,000	-----	-----
Total estimate or appropriation.....	-----	-----	-----

CROP-PRODUCTION LOANS

[Whereas sections 401 and 403 of title IV of part II of the Legislative Appropriation Act, fiscal year 1933, as amended by an act of Congress approved March 3, 1933, provide:

Sec. 401. The Congress hereby declares that a serious emergency exists by reason of the general economic depression; that it is imperative to reduce drastically governmental expenditures; and that such reduction may be accomplished in great measure by proceeding immediately under the provisions of this title.

Accordingly, the President shall investigate the present organization of all executive and administrative agencies of the Government and shall determine what changes therein are necessary to accomplish the following purposes: * * *

(5) There are transferred to the jurisdiction and control of the Farm Credit Administration: * * *

(d) The Crop Production Office and the Seed Loan Office of the Department of Agriculture, and the functions thereof;

(e) The functions of the Reconstruction Finance Corporation and its Board of Directors relating to the appointment of officers and agents to manage regional agricultural credit corporations formed under section 201(e) of the Emergency Relief and Construction Act of 1932; relating to the establishment of rules and regulations for such management; and relating to the approval of loans and advances made by such corporations and of the terms and conditions thereof (Executive Order No. 6084, dated Mar. 27, 1933).]

NOTE.—The Reconstruction Finance Corporation Act of January 22, 1932, sections 2 and 9, directed that \$200,000,000, or so much thereof as might be necessary, should be made available to the Secretary of Agriculture for loans to farmers during the year 1932 in the several States of the United States where an emergency existed as a result of which the farmers were unable to obtain loans for crop production. Authority for continuing the loans during the year 1933 was granted in the act of February 4, 1933, which directed the Secretary to request the Reconstruction Finance Corporation to advance for this purpose the balance of the sum authorized under section 2 of the act of January 22, 1932, provided, however, that the total amount used for the 1933 loans should not exceed \$90,000,000.

Crop-production loans—Continued.

By objects	Obligations		
	Estimate, 1935	Estimate, 1934	Actual, 1933
Loans to farmers.....	-----	\$8,100,000	\$115,355,003
Administrative expenses.....	\$2,000,000	3,601,899	6,359,395
Total expenditures.....	2,000,000	11,701,899	121,714,398
Collections on interest and principal.....	7,500,000	53,170,000	21,768,292
Excess of expenditures over collections, 1933.....	-----	-----	99,946,106
Excess of collections over expenditures, 1934.....	-5,500,000	-41,468,101	-----
Funds allocated from Reconstruction Finance Corporation pursuant to acts of Jan. 22, 1932, and Feb. 4, 1933.....	-----	-----	-200,000,000
Funds released to Reconstruction Finance Corporation for purchase of capital stock of Regional Agriculture Credit Corporations under act of July 21, 1932.....	-----	-----	44,500,000
Unexpended crop funds transferred to Farm Credit Administration revolving fund.....	-----	20,000,000	-----
Add collections on crop loans available for transfer to Farm Credit Administration revolving fund.....	-----	25,000,000	-----
Add in 1933 and deduct in 1934 funds carried forward.....	-----	-55,553,894	55,553,894
Add in 1934 and deduct in 1935 funds carried forward.....	-52,021,995	52,021,995	-----
Unobligated balance.....	57,521,995	-----	-----
Total estimate or appropriation.....	-----	-----	-----

NOTE.—Includes loan activities from Feb. 21, 1932, to June 30, 1933.

REGIONAL AGRICULTURAL CREDIT CORPORATIONS

(e) The Reconstruction Finance Corporation is further authorized to create in any of the twelve Federal land-bank districts where it may deem the same to be desirable a regional agricultural credit corporation with a paid-up capital of not less than \$3,000,000 to be subscribed for by the Reconstruction Finance Corporation and paid for out of the unexpended balance of the amounts allocated and made available to the Secretary of Agriculture under section 2 of the Reconstruction Finance Corporation Act. * * *

All expenses incurred in connection with the operation of such corporations shall be supervised and paid by the Reconstruction Finance Corporation under such rules and regulations as its board of directors may prescribe. * * * (act July 21, 1932, 47 Stat., p. 713).

By objects	Obligations		
	Estimate, 1935	Estimate, 1934	Actual, 1933
<i>Field operations</i>			
Total earnings.....	\$4,050,000	\$4,904,000	\$1,467,109
Total expenses ¹	3,250,000	4,000,000	3,126,982
Net income.....	800,000	904,000	² 1,659,873
<i>Washington supervision</i>			
Total expenses for administration ³	200,000	249,085	10,915

¹ The expenses of the Regional Agricultural Credit Corporations are paid by the Reconstruction Finance Corporation on authorization of the Farm Credit Administration. (Executive Order of Mar. 27, 1933.)

² Deficit.

³ The expenses in Washington for administration of the Regional Agricultural Credit Corporations are advanced to the Farm Credit Administration by the Reconstruction Finance Corporation. (Executive Order of Mar. 27, 1933.)

Total, Farm Credit Administration, annual appropriations, general fund:

Estimate 1935, \$2,389,666

Appropriated 1934, \$42,900,000

DEPARTMENT OF COMMERCE

Summary of estimates of appropriations for the fiscal year 1935 compared with appropriations for the fiscal year 1934

Classification of appropriations	ESTIMATES, 1935			APPROPRIATIONS, 1934		
	General fund	Special funds	Total	General fund	Special funds	Total
Annual.....	\$28, 212, 175	\$4, 070, 231	\$32, 282, 406	\$32, 486, 625	\$4, 424, 950	\$36, 911, 575
Permanent.....	3, 000	17, 000	20, 000	3, 000	13, 000	16, 000
Trust and contributed funds.....	28, 215, 175	4, 087, 231	32, 302, 406	32, 489, 625	4, 437, 950	36, 927, 575
Total estimates and appropriations.....			32, 303, 406			36, 928, 575

OFFICE OF THE SECRETARY

Salaries, Office of Secretary of Commerce—

Salaries: Secretary of Commerce, two Assistant [Secretary] Secretaries, and other personal services in the District of Columbia, including the chief clerk and superintendent, who shall be chief executive officer of the department and who may be designated by the Secretary of Commerce to sign official papers and documents during the temporary absence of the Secretary and the Assistant [Secretary] Secretaries of the department, [\$279,590] \$329,400 [Provided, That in expending appropriations or portions of appropriations, contained in this Act, for the payment for personal services in the District of Columbia in accordance with the Classification Act of 1923, as amended, with the exception of the four Assistant Secretaries of State and the legal adviser of the Department of State, the Assistant to the Attorney General and six Assistant Attorneys General, the Assistant Secretaries of Commerce, the Assistant Secretary and the Second Assistant Secretary of Labor, the average of the salaries of the total number of persons under any grade in any bureau, office, or other appropriation unit shall not at any time exceed the average of the compensation rates specified for the grade by such Act, as amended: *Provided*, That this restriction shall not apply (1) to grades 1, 2, 3, and 4 of the clerical-mechanical service, or (2) to require the reduction in salary of any person whose compensation was fixed as of July 1, 1924, in accordance with the rules of section 6 of such Act, (3) to require the reduction in salary of any person who is transferred from one position to another position in the same or different grade in the same or a different bureau, office, or other appropriation unit, or (4) to prevent the payment of a salary under any grade at a rate higher than the maximum rate of the grade when such higher rate is permitted by the Classification Act of 1923, as amended, and is specifically authorized by other law, or (5) to reduce the compensation of any person in a grade in which only one position is allocated] (U.S.C., title 5, sec. 591; act Mar. 1, 1933, 47 Stat., p. 1388).

Estimate 1935, \$329,400

Appropriated 1934, \$279,590

By objects	Obligations					
	Estimate, 1935		Estimate, 1934		Actual, 1933	
	Posi- tions	Av. salary	Posi- tions	Av. salary	Posi- tions	Av. salary
PERSONAL SERVICES, DEPARTMENTAL						
Secretary.....	1	\$15,000	1	\$15,000	1	\$15,000
Clerical, administrative, and fiscal service—						
Grade 15. Special executive officer (assistant secretary).....	2	8,000	2	8,000	1.9	8,368
Executive officer (administrative assistant).....	1	8,500	1	8,500	1	8,500
Grade 14. Executive assistant to assistant secretary.....	1	6,500	1	6,500		
Grade 13. Chief clerk and superintendent.....	1	6,400	1	6,400	1	6,400
Special agent.....					0.7	5,600
Assistant to the secretary.....	3	5,600	3	5,600	0.2	5,600
Confidential clerk.....					1	5,200
Grade 12. Disbursing clerk.....	1	5,200	1	5,200		
Administrative officer (chief of division).....	2	4,600	2	4,600	2	4,600
Grade 11. Administrative officer (chief of division).....	1	4,400	1	4,400	1	4,400
Administrative officer.....	1	3,800	1	3,800	1	3,800
Grade 10. Junior administrative officer.....	1	3,900	1	3,900	1	3,900
Assistant to the secretary.....	1	3,500	1	3,500	0.4	3,500

Salaries, Office of Secretary of Commerce—Continued.

By objects	Obligations					
	Estimate, 1935		Estimate, 1934		Actual, 1933	
	Posi- tions	Av. salary	Posi- tions	Av. salary	Posi- tions	Av. salary
PERSONAL SERVICES, DEPARTMENTAL—CON.						
Clerical, administrative, and fiscal service—						
Continued.						
Grade 9. Assistant chief of division.....	1	\$3,500	1	\$3,500	1	\$3,500
Senior administrative assistant.....	1	3,400	1	3,400	1	3,400
Assistant chief clerk.....	1	3,200	1	3,200	1	3,200
Investigator.....	1	3,200	1	3,200	1	3,200
Grade 8. Deputy disbursing clerk.....	1	3,400	1	3,400	1	3,400
Grade 7. Traffic clerk.....	1	3,100	1	3,100	1	3,100
Assistant chief of division.....	1	3,000	1	3,000	1	3,000
Research assistant.....					0.9	2,600
Assistant investigator.....	1	2,600	1	2,600	1	2,600
Secretary to assistant secretary.....	2	2,600	2	2,600	1.2	2,600
Confidential clerk.....	1	2,600	1	2,600	0.2	2,600
Secretary to administrative assistant.....	1	2,600	1	2,600	1	2,600
Grade 6. Private secretary to the secretary.....	1	2,300	1	2,300	0.3	2,300
Secretary to the solicitor.....	1	2,300	1	2,300		
Principal clerk-stenographer.....	1	2,600	1	2,600	1	2,600
Principal clerk.....	5	2,540	5	2,540	8	2,600
Grade 5. Senior clerk-stenographer.....	4	2,300	4	2,300	2	2,300
Secretary to the solicitor.....					1	2,200
Senior stenographer.....	1	2,300	1	2,300	2	2,300
Business assistant.....					0.9	2,000
Senior clerk.....	7	2,328	7	2,328	8.2	2,280
Grade 4. Stenographer.....	1	1,980	1	1,980	1	1,980
Clerk-stenographer.....	1	1,920	1	1,920	1	1,920
Transportation and rate clerk.....	1	1,800	1	1,800	1	1,800
Clerk.....	16	1,965	16	1,965	18.2	2,064
Grade 3. Chief telephone operator.....	1	1,980	1	1,980	1	1,980
Clerk.....	1	1,680	1	1,680	1	1,680
Assistant clerk-stenographer.....	4	1,710	4	1,710	4	1,710
Assistant clerk.....	17	1,729	17	1,729	18.1	1,728
Grade 2. Junior clerk.....	12	1,505	12	1,505	15	1,516
Junior operator, office devices.....	1	1,800	1	1,800	1	1,800
Junior clerk-typist.....					1	1,440
Grade 1. Telephone operator.....	4	1,440	4	1,440	5	1,404
Underclerk.....	7	1,328	7	1,328	10	1,326
Professional service:						
Grade 8. Solicitor.....	1	8,000	1	8,000	1	8,000
Grade 6. Assistant solicitor.....	1	6,000	1	6,000	1	6,000
Grade 5. Attorney.....	1	4,600	1	4,600	1	4,600
Grade 4. Attorney.....	1	3,800	1	3,800	1	3,800
Grade 3. Attorney.....	2	3,200	2	3,200	2	3,200
Librarian.....	1	3,200	1	3,200	1	3,200
Grade 1. Assistant librarian.....	1	2,200	1	2,200	1	2,200
Cataloger.....	1	2,400	1	2,400	1	2,400
Subprofessional service:						
Grade 6. Senior library assistant.....					1	2,000
Grade 5. Junior library assistant.....	1	1,920	1	1,920	1	1,920
Grade 4. Nurse.....	1	1,680	1	1,680	1	1,680
Junior library assistant.....	3	1,620	3	1,620	3	1,620
Grade 3. Under library assistant.....	2	1,620	2	1,620	2	1,620
Grade 1. Library aid.....	1	1,020	1	1,020	1	1,020
Custodial service:						
Grade 6. Typewriter repairman.....	1	1,800	1	1,800	1	1,800
Grade 5. Foreman of laborers.....	1	1,620	1	1,620	1	1,620
Grade 4. Chauffeur to Secretary.....	1	1,320	1	1,320	1	1,680
Chauffeur.....	1	1,560	1	1,560	1	1,560
Assistant foreman of laborers.....	2	1,440	2	1,440	2	1,440
Grade 3. Messenger.....	6	1,280	6	1,280	5	1,284
Packer.....	2	1,260	2	1,260	2	1,260
Laborer.....	1	1,200	1	1,200	3	1,300
Chauffeur.....	1	1,440	1	1,440	1	1,440
Minor mechanic (truck driver).....	4	1,275	4	1,275	5	1,260
Grade 2. Assistant messenger.....	8	1,110	8	1,110	9	1,134
Laborer.....	3	1,160	3	1,160	5	1,176
Grade 1. Junior messenger.....	1	600	1	600	2	660
Total permanent, departmental.....	163	384,045	163	384,045	189	404,453

Salaries, Office of Secretary of Commerce—Continued.

By objects	Obligations		
	Estimate, 1935	Estimate, 1934	Actual, 1933
PERSONAL SERVICES, DEPARTMENTAL—CON.			
Deduct administrative furloughs.....	\$18, 045	\$11, 559	\$15, 908
Deduct legislative reductions.....	366, 000 36, 600	372, 486 51, 715	388, 545 40, 445
Deduct amounts appropriated and obligated by Aeronautics Branch.....	329, 400	320, 771	348, 100
Deduct amount transferred from Century of Progress.....		-22, 202	-13, 120
Amount 1933 appropriation carried to 1934 (Century of Progress).....		-8, 500	+8, 500
Deduct amount obligated by Department of Justice (Solicitor's office).....		-3, 347	
Net total obligations.....	329, 400	286, 722	328, 640
Deduct amount transferred from Department of Justice (Solicitor's Office).....		-29, 604	-35, 220
Deduct amount transferred from "Air navigation facilities" (Aeronautics Branch).....			-20, 000
Deduct amount transferred from "Contingent expenses".....			-3, 600
Estimated savings and unobligated balances.....		257, 118	269, 820
		22, 472	45, 180
01 Total estimate or appropriation.....	329, 400	279, 590	315, 000

Contingent Expenses, Department of Commerce—

For contingent and miscellaneous expenses of the offices and bureaus of the department, except the Patent Office, including those for which appropriations for contingent and miscellaneous expenses are specifically made, including professional and scientific books, law books, books of reference, periodicals, blank books, pamphlets, maps, newspapers (not exceeding [\$2,500] \$3,100); purchase of atlases or maps; stationery; furniture and repairs to same; carpets, matting, oilcloth, file cases, towels, ice, brooms, soap, sponges; fuel, lighting, and heating; not to exceed \$3,500 for the purchase and exchange of one passenger-carrying automobile for the Secretary of Commerce; purchase and exchange of motor trucks and bicycles; maintenance, repair, and operation of three motor-propelled passenger-carrying vehicles (one for the Secretary of Commerce and two for the general use of the department), and motor trucks and bicycles, to be used only for official purposes; freight and express charges; postage to foreign countries; telegraph and telephone service; typewriters, adding machines, and other labor-saving devices, including their repair and exchange; first-aid outfits for use in the buildings occupied by employees of this department; street-car fares, not exceeding [\$500] \$650; and all other miscellaneous items and necessary expenses not included in the foregoing, [\$220,000] \$121,000, which sums shall constitute the appropriation for contingent expenses of the department, except the Patent Office, and shall also be available for the purchase of necessary supplies and equipment for field services of bureaus and offices of the department for which contingent and miscellaneous appropriations are specifically made in order to facilitate the purchase through the central purchasing office (Division of Purchases and Sales), as provided by law (U. S. C., title 5, secs. 591, 605; act Mar. 1, 1933, 47 Stat., pp. 1388-1389).

Estimate 1935, \$121,000

Appropriated 1934, * \$222,350

* Includes \$2,350 of the appropriation for administration, Bureau of Fisheries.

By objects	Obligations		
	Estimate, 1935	Estimate, 1934	Actual, 1933
Supplies and materials:			
0200 Stationery and office supplies.....	\$24, 028	\$23, 585	\$32, 446
02012 Other stationery.....	14, 806	11, 431	51, 811
0210 Medical and hospital supplies.....	310	310	417
0220 Scientific and educational supplies.....	6, 218	5, 468	7, 948
0230 Fuel.....	825	665	747
0280 Sundry supplies.....	1, 428	1, 313	2, 486
0290 Materials.....	155	105	1, 171
02 Total supplies and materials.....	47, 770	42, 877	97, 026
Communication service:			
0500 Telegraph service.....	4, 218	2, 918	3, 097
0510 Telephone service.....	28, 034	22, 584	29, 376
0520 Other communication service.....	4, 506	3, 906	4, 715
05 Total communication service.....	36, 758	29, 408	37, 188

Contingent Expenses, Department of Commerce—Continued.

By objects	Obligations		
	Estimate, 1935	Estimate, 1934	Actual, 1933
06 Travel expenses.....	\$2, 963	\$1, 985	\$6, 127
07 Transportation of things (service).....	4, 545	3, 845	8, 154
08 Photographing and making photos and prints (job work).....	1, 951	1, 766	77
10 Furnishing of heat, light, power, water, electricity (service).....	35	35	35
Rents:			
1100 Rent of buildings and structures.....			265
1110 Other rents.....	9, 528		6, 634
11 Total rents.....	9, 528		6, 899
12 Repairs and alterations.....	6, 105	5, 740	5, 456
13 Special and miscellaneous current expenses.....	1, 637	1, 387	3, 656
Equipment:			
3010 Furniture, furnishings, and fixtures.....	6, 199	3, 999	11, 751
3050 Other equipment.....	3, 509	2, 759	6, 800
30 Total equipment.....	9, 708	6, 758	18, 551
Grand total obligations.....	121, 000	93, 801	183, 169
Received by transfer from Department of Justice, contingent expenses.....		-175	
Received by transfer from Department of Justice, books.....		-150	
Transferred to Export Industries, Department of Commerce.....			+24, 200
Salaries, Office of Secretary of Commerce.....			+3, 600
Net total obligations.....	121, 000	93, 476	210, 969
Estimated savings and unobligated balances.....		128, 874	29, 635
Total estimate or appropriation.....	121, 000	222, 350	240, 604

BY PROJECTS

Office of the Secretary.....	16, 985	15, 935	21, 220
Aeronautics Branch.....	19, 555	10, 555	15, 844
Census.....	21, 278	16, 750	9, 047
Coast and Geodetic Survey.....	2, 075	2, 075	2, 510
Fisheries.....	4, 202	4, 131	6, 588
Foreign and Domestic Commerce.....	22, 160	22, 260	87, 715
Lighthouses.....	4, 185	4, 185	5, 639
Mines.....	13, 550	13, 550	22, 964
Navigation and Steamboat Inspection.....	3, 340	3, 340	9, 442
Standards.....	1, 020	1, 020	996
U. S. Shipping Board Bureau.....	12, 650		
Radio Division.....			56
National Wood Utilization Committee.....			1, 148
Total.....	121, 000	93, 801	183, 169

Printing and Binding, Department of Commerce—

For all printing and binding for the Department of Commerce, including all of its bureaus, offices, institutions and services in the District of Columbia and elsewhere, except the Patent Office, [\$460,000] \$350,410: *Provided*, That an amount not to exceed \$2,000 of this appropriation may be expended for salaries of persons detailed from the Government Printing Office for service as copy editors (U. S. C., title 31, sec. 538; act Mar. 1, 1933, 47 Stat., p. 1389).

Estimate 1935, \$350,410

Appropriated 1934,* \$470,000

* Includes \$10,000 appropriated for the U. S. Shipping Board transferred to the Department of Commerce by section 12 of Executive Order No. 6166, June 10, 1933.

NOTE.—Printing and binding for the Patent Office shown under appropriations for that office.

By objects	Obligations		
	Estimate, 1935	Estimate, 1934	Actual, 1933 ¹
BUREAU, OFFICE, OR SERVICE			
Office of the Secretary.....	\$22, 000	\$22, 000	\$17, 852
Aeronautics Branch.....	13, 410	13, 410	17, 867
Bureau of the Census.....	42, 000	27, 000	12, 327
Coast and Geodetic Survey.....	23, 000	23, 000	34, 058
Bureau of Fisheries.....	10, 000	10, 000	12, 307
Bureau of Foreign and Domestic Commerce.....	95, 000	90, 000	118, 102
Bureau of Lighthouses.....	21, 000	21, 000	17, 917
Lighthouse Service.....	5, 000	5, 000	5, 381
Bureau of Mines.....	37, 000	34, 500	49, 327

¹ Estimated; all work ordered in 1933 not completed and billed.² Includes \$3,000 representing the cost of printing the Official Register, transferred to the Civil Service Commission, and \$25,000 to reorder and complete work ordered in 1933 but canceled when restriction was placed on "cash withdrawals" in 1934.³ Includes an allotment of \$5,000 for printing monthly until Jan. 1, 1934, statistics of exports and imports.⁴ Includes \$2,500 for continuing until Jan. 1, 1934, the printing of monthly and quarterly reports on mineral commodities.

Printing and Binding, Department of Commerce—Continued.

By objects	Obligations		
	Estimate, 1935	Estimate, 1934	Actual, 1933
BUREAU, OFFICE, OR SERVICE—contd.			
Bureau of Navigation and Steamboat Inspection:			
Navigation (office).....	\$21,000	\$21,000	\$18,958
Navigation (shipping service).....	7,000	7,000	192
Steamboat Inspection (office).....	1,000	1,000	352
Steamboat Inspection (field).....	13,000	13,000	5,234
Bureau of Standards.....	23,000	23,000	35,550
Shipping Board Bureau.....	8,000	10,000	7,784
Customs Service.....	9,000	9,000	2,347
	350,410	372,910	355,555
Transferred to Bureau of Foreign and Domestic Commerce, appropriation "District and cooperative office service," 1933.....			72,000
Total obligations, including Shipping Board.....	350,410	372,910	427,555
Estimated savings and unobligated balances.....		97,000	179,445
08 Total estimate or appropriation.....	350,410	470,000	607,000

§ Shipping Board transferred to the Department of Commerce Aug. 10, 1933.

Total, Office of Secretary of Commerce, annual appropriations, general fund:

Estimate 1935, **\$800,810** Appropriated 1934, **"\$971,940**

* Includes \$2,350 transferred from Administration, Bureau of Fisheries, and \$10,000 from Printing and Binding, U.S. Shipping Board.

FEDERAL EMPLOYMENT STABILIZATION BOARD

Salaries and Expenses, Federal Employment Stabilization Board—

Salaries and expenses: To enable the Secretary of Commerce to carry out the provisions of the Employment Stabilization Act of 1931, approved February 10, 1931 (U.S.C., Supp. [V] VI, title 29, secs. 48–48g), including personal services in the District of Columbia and elsewhere, traveling expenses, purchases of equipment, furniture, stationery and office supplies, printing and binding, repairs to equipment, law books, books of reference, and other necessary publications, and to procure by contract or otherwise any information or data concerning construction which may be considered pertinent, and all other incidental expenses not included in the foregoing, **["\$65,000"] \$51,944**, of which amount *not* to exceed **["\$54,100"] \$46,000** may be expended for personal services in the District of Columbia (U.S.C., Supp. VI, title 29, secs. 48–48g; act Mar. 1, 1933, 47 Stat., p. 1389).

Estimate 1935, **\$51,944** Appropriated 1934, **\$65,000**

By objects	Obligations					
	Estimate, 1935		Estimate, 1934		Actual, 1933	
PERSONAL SERVICES, DEPARTMENTAL	Posi- tions	Av. salary	Posi- tions	Av. salary	Posi- tions	Av. salary
Professional and scientific service:						
Grade 8. Director.....	1	\$9,000	1	\$9,000	1	\$9,000
Grade 6. Principal engineer.....			0.1	5,800	1	5,800
Principal economist.....					1	5,800
Grade 4. Assistant engineer.....	1	3,800	0.8	3,800		
Grade 3. Assistant engineer.....			0.5	3,200	1	3,200
Grade 2. Economic analyst.....					1	2,600
Clerical, administrative, and fiscal service:						
Grade 13. Assistant to the Director.....	1	5,600	1	5,600	1	5,600
Grade 12. Planning coordinator.....	1	4,600	0.7	4,600		
Grade 8. Research assistant.....	1	2,900	0.8	2,900	1	2,900
Grade 6. Principal clerk.....	1	2,300	1	2,300	1	2,300
Grade 5. Secretary to the Director.....	1	2,000	0.8	2,000	1	2,000
Principal clerk.....	1	2,000	0.7	2,000		
Grade 4. Clerk-stenographer.....	1	1,800	1	1,800	1	1,800
Clerk.....	1	1,800	0.8	1,800	1	1,800
Draftsman.....	1	1,800	1	1,800	1	1,800
Grade 3. Assistant clerk.....	1	1,620	1	1,620	1	1,620
Research clerk.....	1	1,620	0.7	1,620	1	1,620
Clerk-typist.....	1	1,440	1	1,440	1	1,440
Grade 2. Clerk-typist.....	4	1,440	4	1,440	5	1,440
Grade 1. Clerk.....	1	1,260	1	1,260	1	1,260
Custodial service:						
Grade 2.....	1	1,080	1	1,080	1	1,080
Total permanent, departmental.....	20	50,560	18	48,140	22	59,000
Temporary employees, departmental.....				460		
All personal services, departmental.....		50,560		48,600		59,000

Salaries and Expenses, Federal Employment Stabilization Board—Continued.

By objects	Obligations					
	Estimate, 1935		Estimate, 1934		Actual, 1933	
PERSONAL SERVICES, FIELD	Posi- tions	Av. salary	Posi- tions	Av. salary	Posi- tions	Av. salary
Professional service:						
Grade 5. City planner.....			0.1	\$4,600	1	\$4,600
Total permanent, field.....			0.1	350	1	4,600
Total, departmental and field.....		\$50,560		48,950		63,600
Deduct legislative reductions.....		5,056		7,000		5,300
01 Personal services (net).....		45,504		41,950		58,300
OTHER OBLIGATIONS						
02 Supplies and materials.....		1,500		2,000		2,100
05 Communication service.....		600		750		750
06 Travel expenses.....		2,000		2,000		1,600
08 Printing and binding.....		2,000		2,300		1,300
30 Furniture and equipment.....		340		1,000		450
Total other obligation.....		6,440		8,050		6,200
Grand total obligations.....		51,944		50,000		64,500
Estimated savings and unobligated balances.....				15,000		10,500
Total estimate or appropriation.....		51,944		65,000		75,000

AERONAUTICS BRANCH

Aircraft in Commerce—

Aircraft in commerce: To carry out the provisions of the Act approved May 20, 1926, entitled "An Act to encourage and regulate the use of aircraft in commerce, and for other purposes" (U.S.C., title 49, secs. 171–184), as amended by the Act approved February 28, 1929 (U.S.C., Supp. [V] VI, title 49, sec. 173d), including [salary of Assistant Secretary of Commerce (provided for in the Act cited above), and other] personal services in the District of Columbia (not to exceed **["\$276,375"] \$192,000**, and elsewhere; rent in the District of Columbia and elsewhere; traveling expenses; contract stenographic reporting services; fees and mileage of witnesses; purchase of furniture and equipment; stationery and supplies, including medical supplies, typewriting, adding, and computing machines, accessories and repairs; purchase, including exchange (not to exceed \$2,000), maintenance, operation, and repair of motor-propelled passenger-carrying vehicles for official use in field work; purchase and replacement, including exchange, of airplanes (not to exceed **["\$45,500"] \$16,500**); purchase of airplane motors, airplane and motor accessories and spare parts; maintenance, operation, and repair of airplanes and airplane motors; purchase of special clothing, wearing apparel, and similar equipment for aviation purposes; purchase of books of reference and periodicals; newspapers, reports, documents, plans, specifications, maps, manuscripts, and all other publications; and all other necessary expenses not included in the foregoing; in all, **["\$1,070,570"] \$644,082**: *Provided*, That none of the money appropriated in this Act shall be used for the purchase of any airplane ordered after the approval of this Act which is equipped or propelled by a Liberty motor or by any motor or airplane engine purchased or constructed prior to July 1, 1920 (U.S.C., Supp. VI, title 49, sec. 173d; act Mar. 1, 1933, 47 Stat., p. 1389).

Estimate 1935, **\$644,082** Appropriated 1934, **\$1,070,570**

By objects	Obligations					
	Estimate, 1935		Estimate, 1934		Actual, 1933	
PERSONAL SERVICES, DEPARTMENTAL	Posi- tions	Av. salary	Posi- tions	Av. salary	Posi- tions	Av. salary
Professional service:						
Grade 6. Chief, engineering section.....	1	\$6,200	1	\$6,200	1	\$6,200
Grade 5. Senior scientist.....					0.5	5,000
Grade 4. Aeronautical engineer.....	1	4,000	1	4,000	1	4,000
Grade 3. Associate physicist.....			1	3,400		
Associate engineer.....					1	3,300
Associate aeronautical engineer.....			0.2	3,600	1	3,600
Grade 2. Assistant engineer.....					1	2,700
Assistant aeronautical engineers.....	8	2,800	8	2,800	7.6	2,789
Subprofessional service:						
Grade 8. Principal engineering draftsman.....	1	3,000	1	3,000	1	3,000
Grade 5. Assistant topographical draftsman.....			0.3	1,800	1	1,840
Scientific aid.....			1	1,800		
Grade 4. Librarian.....			0.3	1,800	1	1,800

Aircraft in Commerce—Continued.

By objects	Obligations					
	Estimate, 1935		Estimate, 1934		Actual, 1933	
	Posi- tions	Av. salary	Posi- tions	Av. salary	Posi- tions	Av. salary
PERSONAL SERVICES, DEPARTMENTAL—CON.						
Clerical, administrative, and fiscal service:						
Grade 15. Assistant Secretary			1	\$8,000	1	\$8,897
Director of Aeronautics	1	\$8,000	0.8	8,000		
Grade 14. Executive assistant			1	6,500		
Director of aeronautic develop- ment			0.1	7,500	1	7,500
Assistant director of aero- nautics	1	6,500	0.8	6,500		
Grade 13. Chief of division	1	5,600	1	5,600		5,600
Grade 12. Chief of division	1	4,800	1	4,800	1	4,800
Grade 11. Chief of section	1	3,800	1	3,800	1	3,800
Grade 9. Chief of section	2	3,400	2	3,400	2	3,400
Assistant chief of section	1	3,400	1.3	3,300	1.5	3,300
Special assistant					0.7	3,200
Grade 8. Chief of section	2	3,200	2	3,200	2	3,200
Grade 7. Assistant chief of section	1	2,600	1	2,600	1	2,600
Grade 6. Assistant chief of section	2	2,450	2	2,450	2	2,450
Grade 5. Senior clerk	4	2,175	4	2,175	5	2,140
Senior clerk-stenographer	5	2,140	5	2,186	5	2,140
Grade 4. Clerk	5	1,877	7	1,877	7	1,877
Clerk-stenographer	3	1,935	4	1,935	4	1,935
Grade 3. Assistant clerk	16	1,677	18	1,677	21.6	1,688
Assistant clerk-stenographer	9	1,715	10	1,715	13.7	1,732
Grade 2. Junior clerk	5	1,509	6	1,509	7	1,509
Junior clerk-stenographer	5.3	1,488	7	1,488	8.2	1,491
Junior clerk-typist	9	1,475	10	1,475	11.9	1,474
Junior stenographer	3	1,500	3	1,500	3	1,500
Junior typist	4	1,488	4	1,488	4.9	1,488
Grade 1. Under clerk	2	1,320	3.1	1,320	5	1,320
Under clerk-typist	2	1,340	3	1,340	3	1,340
Junior typist	1	1,260	1	1,260	1	1,260
Custodial service:						
Grade 4. Messenger	1	1,500	1	1,500	1	1,500
Grade 2. Assistant messenger	1	1,140	1	1,140	1	1,140
Grade 1. Junior messenger	2	600	2	600	2	600
Total permanent, departmental	101.3		115.9		140.9	
Deduct lapses and administrative furloughs		214,871		239,633		275,821
Net permanent, departmental		212,871		235,273		273,768
PERSONAL SERVICES, FIELD						
Professional service:						
Grade 6. Medical director	1	5,600	1	5,600	1	5,600
Grade 5. Assistant medical director			1	4,600	1	4,600
Senior aeronautical engineer					0.9	4,800
Grade 3. Associate aeronautical engineer	1	3,200	1	3,200	1	3,200
Grade 2. Assistant aeronautical engineer	1	3,000	1	3,000	0.4	2,600
Assistant mechanical engineer					1	2,600
Grade 1. Junior aeronautical engineer			0.2	2,200		
Junior mechanical engineer					3	2,233
Subprofessional service:						
Grade 8. Principal laboratory mechanic					2	2,650
Grade 4. Assistant scientific aid					2	1,620
Grade 3. Junior scientific aid					1	1,440
Clerical and fiscal service:						
Grade 14. Director of air regulation					1	7,500
Aeronautical expert			1	6,500	0.1	6,500
Grade 13. Chief, airline inspection service	1	5,600	0.7	5,600		
Chief, general inspection service						
Chief, manufacturing inspection service	1	5,600	0.7	5,600		
Assistant chief, inspection service	1	5,600	0.7	5,600		
Chief, inspection service					1	5,600
Grade 12. Supervising aeronautical inspector	8	4,675	8	4,675	9	4,644
Trimotor aircraft pilot					1	4,600
Supervising airline inspector			0.3	5,000		
Aeronautical expert	1	4,600	1.3	4,600	1	5,000
Grade 11. Airline inspector	7	4,286	7	4,286	7	4,343
Aeronautical engineering inspector						
Aeronautical school inspector	6	4,333	6	4,333	7	4,343
Grade 10. Aeronautical inspector	10	4,160	10	4,160	8	4,150
Grade 8. Airline maintenance inspector	28	3,804	30	3,799	41.7	3,780
Grade 7. Airplane inspector	7	3,123	6.2	3,158	4	3,150
Grade 6. Clerk-stenographer	8	2,875	8.4	2,862	10.8	2,822
Grade 4. Clerk-stenographer	6	1,800	6	1,800	7	1,817
Grade 3. Assistant clerk-stenographer	7	1,697	7	1,697	7	1,697
Grade 2. Junior clerk-stenographer	3	1,545	5	1,524	5	1,524
Custodial service:						
Grade 9. Airplane and engine mechanic	1	2,400	4.2	2,338	9.1	2,333
Grade 8. Aviation engine mechanic			0.4	2,000	5	2,240
Grade 7. Mechanic					2	1,860
Grade 6. Junior airplane and engine mechanic						
Grade 3. Senior laborer			0.5	1,680	1	1,680
Grade 2. Laborer			0.5	1,200	1	1,200
Total permanent, field	98	349,315	108.1	377,520	143.9	475,330
Deduct lapses and administrative furloughs		3,000		10,000		6,733
Net permanent, field		346,315		367,520		468,597
Total, departmental and field		559,186		602,793		742,365
Deduct legislative reductions		55,918		90,419		74,395
Total cash paid salaries and wages		503,268		512,374		667,970
Witness fees				150		
01 Personal services (net)		503,268		512,524		667,970

Aircraft in Commerce—Continued.

By objects	Obligations		
	Estimate, 1935	Estimate, 1934	Actual, 1933
OTHER OBLIGATIONS			
Supplies and materials:			
0200 Supplies	\$3,000	\$3,000	\$6,891
0236 Gas and oil	25,000	25,000	39,743
0240 Wearing apparel (aviators)		50	86
02 Total supplies and materials	28,000	28,050	46,720
04 Storage (airplanes and motor cars)	3,000	3,000	5,943
Communication service:			
0500 Telegraph service	700	700	816
0510 Telephone service	4,000	4,000	4,649
05 Total communication service	4,700	4,700	5,465
06 Transportation and per diem expenses of traveling employees	55,000	60,000	119,049
07 Freight, express, and drayage	1,500	2,000	50
Printing and binding:			
0820 Stenographic reporting service	50	100	15
0821 Multigraphing and mimeographing	600	600	736
08 Total printing and binding	650	700	751
10 Heat, light, power, water, electricity		700	700
11 Rent of offices	2,000	2,000	4,180
12 Repairs and alterations	42,764	45,000	61,170
13 Special and miscellaneous expenses	200	239	281
Equipment:			
3002 Purchase of automobiles	2,000	2,000	1,573
3010 Special equipment	1,000	2,000	4,594
3053 Airplanes, airplane motors, propellers, etc.		16,500	53,639
3055 Parachutes and parachute bags			1,774
30 Total equipment	3,000	20,500	61,580
Total other obligations	140,814	166,889	305,889
Grand total obligations	644,082	679,413	973,859
Transferred to other departmental bureaus. Received by transfer from "Air navigation facilities"		+20,587	+18,343
Net total obligations	644,082	700,000	842,202
Estimated savings and unobligated balances		370,570	157,798
Total estimate or appropriation	644,082	1,070,570	1,000,000
BY ACTIVITIES OR PROJECTS			
1. Office administration	53,260	49,811	38,129
2. Publicity and information	48,820	44,167	64,976
3. Aircraft engine testing			50,000
4. Aircraft propeller testing		5,000	
5. Air regulation	597,920	580,435	820,754
Total	700,000	679,413	973,859
Deduct legislative reductions	55,918		
Net total	644,082	679,413	973,859

Air-Navigation Facilities—

Air-navigation facilities: For the establishment and maintenance of aids to air navigation, including the equipment of additional air mail routes for day and night flying; the construction of necessary lighting, radio, and other signalling and communicating structures and apparatus; repairs, alterations, and all expenses of maintenance and operation; investigation, research, and experimentation to develop and improve aids to air navigation; for personal services in the District of Columbia (not to exceed \$135,200) \$111,700 and elsewhere; purchase, maintenance, operation, and repair of motor-propelled passenger-carrying vehicles for official use in field work, including their exchange; replacement, including exchange, of not to exceed two airplanes, maintenance, operation, and repair of airplanes, including accessories and spare parts and special clothing, wearing apparel, and suitable equipment for aviation purposes; and for the acquisition of the necessary sites by lease or grant, \$6,590,210 \$4,561,250: *Provided*, That no part of this appropriation shall be used for any purpose not authorized by the Air Commerce Act of 1926 (U.S.C., title 5, sec. 591; title 33, sec. 711; title 49, sec. 175; U.S.C., Supp. VI, title 33, sec. 711; title 49, sec. 175; act Mar. 1, 1933, 47 Stat., pp. 1389-1390).

Estimate 1935, \$4,561,250

Appropriated 1934, \$6,590,210

Air-Navigation Facilities—Continued.

By objects	Obligations					
	Estimate, 1935		Estimate, 1934		Actual, 1933	
	Posi- tions	Av. salary	Posi- tions	Av. salary	Posi- tions	Av. salary
PERSONAL SERVICES, DEPARTMENTAL						
Professional service:						
Grade 7. Assistant director	1	\$6,500	1	\$6,500		
Grade 6. Principal scientist					0.3	\$5,800
Principal engineer	1	5,600	1	5,600	1	5,600
Grade 5. Senior cartographic engineer (chief of division)	1	4,800	1	4,800	1	4,800
Grade 3. Associate cartographic engineer	2	3,200	2	3,200	2	3,200
Associate scientist					1	3,200
Grade 2. Assistant cartographic engineer	2	2,700	2	2,700	2	2,700
Subprofessional service:						
Grade 8. Chief engineer draftsman	1	2,700	1	2,700	1	2,700
Chief aeronautical map draftsman	4	2,770	5	2,777	5	2,777
Grade 6. Senior laboratory mechanic	1	2,500	1	2,500		
Senior draftsman	1	2,000	1	2,000	1	2,000
Senior lithographer	3	2,000	1	2,000	4	2,000
Senior draftsman					1	2,000
Grade 5. Draftsman	1	1,980	1	1,980	1	1,980
Aeronautical map draftsman			1	1,860	3	1,860
Grade 4. Assistant draftsman					1	1,620
Assistant scientific aid					1	1,620
Clerical, administrative, and fiscal service:						
Grade 9. Chief of section	1	3,600	1	3,600	1	3,600
Grade 7. Chief of section	1	2,600				
Grade 6. Principal clerk	1	2,300	1	2,300		
Grade 5. Senior clerk	4	2,050	4	2,050	4	2,050
Grade 4. Clerk	4	1,890	4	1,890	5	1,884
Clerk-stenographer					0.5	2,160
Grade 3. Assistant clerk	3	1,680	3	1,680	4	1,680
Assistant clerk-stenographer	9	1,707	9	1,707	10	1,692
Grade 2. Junior clerk	1	1,440	1	1,440	2	1,440
Junior clerk-stenographer	11	1,467	11	1,467	14	1,461
Junior clerk-typist	2	1,500	2	1,500	2	1,500
Grade 1. Under clerk	2	1,440	2	1,440		
Under clerk-typist	1	1,380	1	1,380	2	1,260
Under clerk-typist	1	1,260	1	1,260	1	1,380
Custodial service:						
Grade 2. Assistant messenger	1	1,080	1	1,080	1	1,080
Total permanent, departmental	60	124,100	59	122,225	71.8	143,779
Deduct lapses and administrative furloughs						955
Net permanent, departmental		124,100		122,225		142,824
Temporary employees, departmental						924
All personal services, departmental		124,100		122,225		143,748
PERSONAL SERVICES, FIELD						
Professional service:						
Grade 6. Principal scientist					1	6,200
Grade 5. Airway engineer	3	5,000	3	5,000	3	5,000
Radio engineer	1	5,200	1	5,200	1	5,200
Principal pilot	1	5,000	1	5,000	1	5,000
Grade 4. Senior scientist	1	4,500	1	4,500	2	4,500
Airways engineer	5	4,080	5	4,080	4	4,050
Radio engineer	1	4,200	1	4,200	1	4,200
Pilot	2	4,000	2	4,000	2	4,200
Pilot					0.6	4,600
Airport specialist					5	4,000
Radio traffic supervisor	1	4,400	1	4,400	1	4,400
Airways extension superintendent					1	3,800
Grade 3. Airport specialist					1	3,200
Associate airway engineer	6	3,350	6	3,350	6	3,350
Associate radio engineer	2	3,400	2	3,400	2	3,400
Airways extension superintendent					5	3,520
Associate civil engineer	1	3,200	1	3,200	1	3,200
Pilot	5	3,280	5	3,280	4	3,275
Grade 2. Assistant airway engineer	14	2,829	14	2,829	19	2,768
Assistant scientist	1	2,700	1	2,700	4	2,750
Assistant radio engineer	6	2,650	6	2,650	5	2,640
Assistant civil engineer					1	2,700
Inspector of airways					1	2,700
Assistant communication supervisor	13	2,650	13	2,650	14	2,786
Grade 1. Junior scientist	1	2,200	1	2,200	4	2,125
Junior civil engineer	1	2,100	1	2,100	12	2,100
Junior airways engineer	5	2,120	5	2,120	2	2,300
Junior radio engineer	2	2,300	2	2,300	2	2,300
Junior communication supervisor	1	2,100	1	2,100	1	2,100
Subprofessional service:						
Grade 7. Inspector of airways construction	9	2,467	9	2,467	5	2,440
Principal radio electrician	68	2,419	68	2,419	67	2,443
Radio operator in charge					1	2,600
Mechanical draftsman	69	2,112	68	2,112	68	2,082
Grade 6. Senior radio operator					1	2,339
Chief radio constructor	6	2,050	6	2,050	7	2,057
Senior radio electrician	1	2,300	1	2,300	2	2,300
Instrument maker	2	2,100	2	2,100	2	2,100
Draftsman	1	2,000	1	2,000	1	2,000
Senior engineering field aid					1	1,980
Grade 5. Senior electrician					1	1,800
Draftsman	3	1,800	3	1,800	2	1,800
Radio electrician	2	1,800	2	1,800	1	1,812
Radio operator	154	1,816	170	1,814	187	1,920
Laboratory mechanic					1	1,800
Radio aid					1	1,620
Grade 4. Assistant aid					1	1,620
Draftsman	1	1,620	1	1,620	1	1,620
Junior radio operator	166	1,621	180	1,621	208	1,621
Radio constructor					5	1,738

11724-33-14

Air-Navigation Facilities—Continued.

By objects	Obligations					
	Estimate, 1935		Estimate, 1934		Actual, 1933	
	Posi- tions	Av. salary	Posi- tions	Av. salary	Posi- tions	Av. salary
PERSONAL SERVICES, FIELD—continued						
Subprofessional service—Continued.						
Grade 3. Junior aid					0.7	\$1,440
Surveyman					1	1,560
Grade 2. Laboratory apprentice					1	1,260
Clerical, administrative, and fiscal service:						
Grade 8. Chief clerk	6	\$3,000	6	\$3,000	2	3,200
Grade 6. Clerk	1	2,800	1	2,800	3	2,400
Grade 5. Clerk	6	2,133	4	2,200	8	2,200
Grade 4. Clerk	11	1,806	4	1,815	3	1,840
Grade 3. Clerk	19	1,639	23	1,662	26	1,671
Storekeeper	6	1,800	6	1,800		
Grade 2. Clerk	29	1,450	34	1,463	35	1,471
Depot keeper	1	1,440	1	1,440	1	1,440
Grade 1. Clerk	4	1,275	4	1,275	5	1,356
Custodial service:						
Grade 9. Airway mechanic, senior	20	2,406	20	2,460	35	2,406
Carpenter, foreman	1	2,400	1	2,400	1	2,400
Grade 8. Airplane mechanic	1	2,200	1	2,200	3	2,067
Airplane mechanic					1	2,400
Airway mechanic	100	2,055	100	2,055	112	2,055
Foreman	1	2,100	1	2,100	1	2,100
Grade 7. Electrician	2	1,935	2	1,935	2	1,935
Electrician					1	1,980
Grade 6. Motor mechanic	1	1,800	1	1,800	1	1,800
Painter	3	1,750	3	1,750	3	1,750
Grade 5. Airway keeper	127	1,560	127	1,560	71	1,505
Tractor operator	3	1,700	3	1,700	3	1,700
Skilled laborer	10	1,597	10	1,597	10	1,597
Machinist helper					2	1,477
Packer	1	1,603	1	1,603	1	1,678
Grade 4. Caretaker	1	1,620	1	1,620	1	1,620
Handy man	1	1,409	1	1,408	1	1,408
Chauffeur					1	1,320
Grade 3. Laborer and watchman					3	1,260
Assistant airways keeper	272	1,260	272	1,260	280	1,213
Grade 1. Caretaker-weather observer	27	873	27	873	27	873
Salary range under \$600:						
Caretaker and attendant	476	324	476	324	476	324
Per diem employees					2	485
Total permanent, field	1,685		1,714		1,801.3	
Deduct lapses and administrative furloughs	2,310,421		2,357,891		2,542,951	
Net permanent, field	25,000		25,000		115,745	
Temporary employees, field	2,285,421		2,332,891		2,427,206	
All personal services, field	20,000		22,029		229,311	
Total, departmental and field	2,305,421		2,354,920		2,656,517	
Deduct quarters furnished	2,429,521		2,477,145		2,800,265	
Deduct legislative reductions	6,000		6,000		17,520	
Total cash paid salaries and wages	236,350		371,572		245,536	
Deduct amount included in objects below	2,187,171		2,099,573		2,537,209	
01 Personal services (net)	60,024		50,000		163,092	
01 Personal services (net)	2,127,147		2,049,573		2,374,117	
OTHER OBLIGATIONS						
02 Supplies and materials	272,342		312,923		320,144	
023 Fuel and illuminant	232,870		216,890		187,586	
05 Communication service, including tele-type	638,058		621,988		754,831	
06 Travel expenses	166,484		171,677		342,750	
07 Transportation of things (service)	2,476		2,694		106,388	
10 Furnishing of heat, light, power, water, and electricity (service)	465,870		404,215		522,098	
11 Rents	231,817		230,525		234,632	
12 Repairs and alterations	257,033		296,490		250,978	
13 Special and miscellaneous current expenses					120,768	
30 Equipment (includes livestock)	167,153		165,525		385,866	
31 Land					4,813	
32 Structures and parts and nonstructural improvements to land (includes fixed equipment)					302,628	
Total other obligations	2,434,103		2,422,927		3,533,482	
Grand total obligations	4,561,250		4,472,500		5,907,599	
Transferred to "Aircraft in Commerce"					+150,000	
Transferred to other Bureaus of Department					+258,000	
Net total obligations	4,561,250		4,472,500		6,315,599	
Estimated savings and unobligated balances			2,117,710		1,237,901	
Total estimate or appropriation	4,561,250		6,590,210		7,553,500	
BY ACTIVITIES OR PROJECTS						
1. Administrative (engineering and clerical)	704,420		605,828		698,850	
2. Maintenance and operation, airways lighting	2,120,343		1,936,309		2,840,389	
3. Maintenance and operation, radio and communication stations	1,312,359		1,285,115		1,463,231	
4. Rental communications circuits	528,978		528,978		643,097	
5. Weather Bureau communications	75,000		55,000		68,375	

Air-Navigation Facilities—Continued.

	Obligations		
	Estimate, 1935	Estimate, 1934	Actual, 1933
BY ACTIVITIES OR PROJECTS—Continued			
6. Airport consultation and rating.....			\$40,283
7. Research and experimental (radio and lighting).....	\$18,500	\$26,000	95,000
8. Airways mapping.....	38,000	35,270	58,374
Total.....	4,797,600	4,472,500	5,907,599
Deduct legislative reductions.....	236,350		
Net total.....	4,561,250	4,472,500	5,907,599

Aeronautics Branch, Emergency Construction, Act July 21, 1932—

By objects	Obligations		
	Estimate, 1935	Estimate, 1934	Actual, 1933
02 Supplies and materials.....			\$32
06 Travel expenses.....			4,428
12 Repairs and alterations.....			5
30 Equipment.....			64,926
32 Structures and parts and nonstructural improvements to land.....			8,644
Total obligations.....			78,035
Unobligated balance.....			421,965
Total estimate or appropriation.....			500,000

Aeronautics Branch, National Industrial Recovery—

By objects	Obligations		
	Estimate, 1935	Estimate, 1934	Actual, 1933
PERSONAL SERVICES, DEPARTMENTAL			
Temporary employees, departmental.....	\$1,000	\$3,000	
PERSONAL SERVICES, FIELD			
Temporary employees, field.....	50,000	165,000	
Total, departmental and field.....	51,000	168,000	
Deduct amount included in objects below.....	40,000	128,000	
01 Personal services (net).....	11,000	40,000	
OTHER OBLIGATIONS			
02 Supplies and materials.....	5,000	40,000	
06 Travel expenses.....	3,000	26,600	
07 Freight, express, and drayage.....		10,000	
32 Structures and parts and nonstructural improvements to land (includes fixed equipment).....	51,000	285,600	
Total other obligations.....	59,000	362,200	
Total allotment.....	70,000	402,200	
1934 appropriation to be obligated in 1935.....	-70,000	+70,000	
Received by transfer from Federal Emergency Administration of Public Works.....		-472,200	
Total estimate or appropriation.....			
BY PROJECTS			
1. Relocate airways lighting Omaha to Chicago to conform to direct courses flown under present schedules.....		108,000	
2. Relocation of airways between New York and Boston to conform to direct courses flown under present schedules.....		50,000	
3. Combining radio facilities so as to provide standby equipment at 57 places.....	70,000	215,000	
4. Dyking around radio station at Oakland, Calif., to prevent damage by high water.....		3,000	
5. Construction of intermediate landing field and installation of intermediate lighting equipment at Fort Plain, N.Y., on Cleveland-Albany airway.....		6,700	
6. Removal of airways lighting now installed from Evansville to Lafayette and installing airways lighting between Louisville, Ky., and Indianapolis, Ind.....		19,500	
Total allotments.....	70,000	402,200	

Appropriations herein made for aircraft in commerce and air navigation facilities shall be available for expenses of attendance at meetings concerned with the promotion of civil aeronautics, and also expenses of illustrating the work of the Aeronautics Branch by showing of maps, charts, and graphs at such meetings, when incurred on the written authority of the Secretary of Commerce (*act Mar. 1, 1933, 47 Stat., p. 1390*).

Total, Aeronautics Branch, annual appropriations, general fund:

Estimate 1935, **\$5,205,332**

Appropriated 1934, **\$7,660,780**

BUREAU OF FOREIGN AND DOMESTIC COMMERCE*Salaries, Bureau of Foreign and Domestic Commerce—*

Salaries: For the director and other personal services in the District of Columbia, **[\$225,000]** \$292,824 (*U.S.C., title 5, secs. 591, 596, 597; title 15, secs. 171-194; act Mar. 1, 1933, 47 Stat., p. 1390*).

Estimate 1935, **\$292,824**

Appropriated 1934, **\$225,000**

By objects	Obligations					
	Estimate, 1935		Estimate, 1934		Actual, 1933	
PERSONAL SERVICES, DEPARTMENTAL						
Professional service:						
Grade 8. Special economic analyst (director).....	1	\$8,000	1	\$8,000	1	\$9,000
Clerical, administrative, and fiscal service:						
Grade 14. Executive officer (assistant director).....	2	6,500	2	6,750	2	7,000
Grade 13. Senior administrative officer.....	3	5,933	2	5,700	0.4	6,400
Grade 12. Head administrative officer.....	5	5,120	3	5,066	2.8	5,316
Grade 11. Administrative officer.....	3	4,266	1	4,000	1	4,000
Grade 10. Junior administrative officer.....	2	4,000	1	4,000	2	4,000
Grade 9. Business specialist.....	1	3,500	1	3,500	1.2	3,660
Grade 8. Administrative assistant.....	2	3,250	1	3,300	1	3,300
Grade 7. Assistant business specialist.....	1	2,900	1	2,900	0.8	2,700
Grade 6. Principal clerk.....	8	2,700	3	2,866	5.3	2,700
Grade 5. Senior clerk.....	7	2,430	3	2,400	6.5	2,400
Grade 4. Clerk-stenographer.....	1	2,000				
Head operator, office devices.....	1	2,160	1	2,160	1	2,160
Clerk.....	12	2,080	7	2,160	10.3	2,040
Grade 3. Assistant clerk-stenographer.....	6	1,850	5	1,850	4.5	1,850
Assistant clerk.....	14	1,840	8	1,830	12.3	1,955
Senior operator, office devices.....	2	1,650	1	1,680	3	1,640
Grade 2. Junior stenographer.....	13	1,525	5	1,548	11.5	1,500
Junior clerk-typist.....	21	1,526	10	1,518	15.3	1,500
Junior operator, office devices.....	3	1,480			4.4	1,500
Grade 1. Junior clerk.....	2	1,680	4	1,560	18.4	1,550
Under clerk.....	4	1,380	1	1,260	4.5	1,320
Junior typist.....	6	1,310	4	1,260	5.8	1,320
Underoperator, office devices.....	8	1,420	1	1,440	4.2	1,380
Custodial service:						
Grade 7. Senior mechanic.....	1	2,200				
Grade 6. Monotype operator.....	3	1,700	1	1,680	1	1,740
Grade 5. Monotype caserman.....	3	1,660			2	1,710
Grade 3. Messenger.....	4	1,320	1	1,200	5	1,335
Grade 2. Assistant messenger.....	13	1,150	1	1,080	3.5	1,140
Grade 1. Junior messenger.....	2	600			1	600
Total permanent, departmental.....	155	325,780	70	167,466	132.9	266,286
Deduct lapses and administrative furloughs.....		420		4,151		16,432
Net permanent, departmental.....		325,360		163,315		249,854
Temporary employees, departmental.....				1,964		
Total personal services, departmental.....		325,360		165,279		249,854
Deduct legislative reductions.....		32,536		25,119		26,277
01 Personal services (net).....		292,824		140,160		223,577
Received by transfer from Aeronautics Branch ("Aircraft in commerce").....						-2,500
Net total obligations.....		292,824		140,160		221,077
Estimated savings and unobligated balance.....				84,840		28,923
Total estimate or appropriation.....		292,824		225,000		250,000
BY ACTIVITIES OR PROJECTS						
1. Administrative group:						
(a) Office of the Director and Assistant Directors.....		45,639		38,725		30,484
(b) Administrative assistant.....		7,301		6,195		6,409
(c) Accounting division.....		19,007		16,128		20,906
(d) District office administration.....		8,848				3,152
(e) Foreign service administration.....		17,499				
(f) Personnel division.....		9,801		8,317		12,226
Total administrative group.....		108,095		69,365		73,177

Salaries, Bureau of Foreign and Domestic Commerce—Continued.

	Obligations		
	Estimate, 1935	Estimate, 1934	Actual, 1933
BY ACTIVITIES OR PROJECTS—Continued			
2. Service group:			
(a) Correspondence division.....	\$61,104	\$43,908	\$46,809
(b) Current information division.....	17,221	14,614
(c) Distribution division.....	28,558
(d) Drafting division.....	14,463	12,273
(e) Editorial division.....	29,363	7,201
(f) Files section.....	17,340	22,885
(g) Supply and duplicating division.....	77,774	41,901
Total service group.....	217,265	70,795	147,354
3. Technical group:			
(a) Commercial Intelligence Division.....	1,139
(b) Domestic Commerce Division.....	1,907
Total technical group.....	3,046
Total.....	325,360	140,160	223,577
Deduct legislative reductions.....	32,536
Net total.....	292,824	140,160	223,577

For carrying out the provisions of the Act approved March 3, 1927 (U.S.C., Supp. [V] VI, title 15, secs. 197–197f), to establish in the Bureau of Foreign and Domestic Commerce of the Department of Commerce a Foreign Commerce Service of the United States, including personal services in the District of Columbia and elsewhere, the compensation of a clerk or clerks for each commercial attaché at the rate of not to exceed \$3,000 per annum for each person so employed, rent outside the District of Columbia, telephone service, purchase of furniture and equipment, stationery and supplies, typewriting, adding, duplicating, and computing machines, accessories and repairs, law books, books of reference and periodicals, uniforms, maps, reports, documents, plans, specifications, manuscripts, newspapers (foreign and domestic) not exceeding \$4,000, and all other publications, traveling expenses of officers and employees, ice and drinking water for office purposes, and all other incidental expenses not included in the foregoing, to be expended under the direction of the Secretary of Commerce, and under the following heads:

Promoting Commerce in Europe and Other Areas—

Promoting commerce in Europe and other areas: Investigations in Europe and other areas for the promotion and development of the foreign commerce of the United States, [\$626,000] \$311,390 (U.S.C., title 5, secs. 591, 596, 597; title 15, secs. 171–194; U.S.C., Supp. VI, title 15, sec. 197; act Mar. 1, 1933, 47 Stat., p. 1390).

Estimate 1935, \$311,390

Appropriated 1934, \$626,000

By objects	Obligations			
	Estimate, 1935		Estimate, 1934	
	Posi- tions	Av. salary	Posi- tions	Av. salary
PERSONAL SERVICES, DEPARTMENTAL				
Professional service:				
Grade 6. Senior economic analyst.....	1	\$6,200	1	\$6,200
Clerical, administrative, and fiscal service:				
Grade 12. Chief business specialist.....	2	4,900	3	5,000
Grade 9. Business specialist.....	1	3,200	1	3,200
Grade 7. Assistant business specialist.....	1	2,900	6	2,783
Grade 5. Business assistant.....	1	2,000	2.2	2,090
Grade 4. Clerk.....	1	2,160
Grade 3. Assistant Clerk.....	4	1,890	8	1,816
Grade 2. Junior stenographer.....	2	1,620	5	1,548
Custodial service:				
Grade 2. Assistant messenger.....	2	1,230
Total permanent, departmental.....	12	34,900	29.1	72,579
Deduct lapses and administrative furloughs.....	1,454	2,722
Net permanent, departmental.....	33,446	69,857
Temporary employees, departmental.....	771
All personal services, departmental.....	34,217	69,857
PERSONAL SERVICE, FIELD				
Clerical, administrative, and fiscal service:				
Grade 16. Commercial attaché.....	5	9,100
Grade 15. Commercial attaché.....	2	\$8,000	2	8,000
Grade 14. Commercial attaché.....	5	6,900	5	6,900
Grade 13. Assistant commercial attaché.....	8	6,000	8	6,000
Grade 12. Trade commissioner.....	15	4,953	15	4,953
Grade 9. Assistant trade commissioner.....	10	3,740	10	3,740
Grade 7. Assistant trade commissioner.....	4	3,075	3	3,100
Grade 6. Clerk to commercial attaché.....	2	2,500	2	2,500
Total permanent, field.....	46	227,495	45	224,495
			92	451,233

Promoting Commerce in Europe and Other Areas—Continued.

By objects	Obligations		
	Estimate, 1935	Estimate, 1934	Actual, 1933
PERSONAL SERVICES, FIELD—continued			
Deduct lapses and administrative furloughs.....	\$9,354	20,473
Net permanent, field.....	\$227,495	215,141	430,760
Temporary employees, field.....	58,600	64,325	112,397
All personal services, field.....	286,095	279,466	543,157
Total, departmental and field.....	286,095	313,683	613,014
Deduct legislative reductions.....	28,610	47,996	60,031
01 Personal service (net).....	257,485	265,687	552,983
OTHER OBLIGATIONS			
02 Supplies and materials.....	6,629	1,869	3,289
05 Communication service.....	11,500	10,500	13,056
06 Travel expense.....	13,500	8,000	14,778
07 Transportation of things.....	750	750	953
10 Lights and water.....	950	950	1,367
11 Rents.....	17,550	17,550	35,448
12 Repairs and alterations.....	300	300	534
13 All other expenses.....	2,726	2,726	2,909
Total other obligations.....	53,905	42,645	72,334
Grand total obligations.....	311,390	308,332	625,317
Received by transfer from: Aeronautics Branch ("Air navigation facilities").....	—23,000
Net total obligations.....	311,390	308,332	602,317
Estimated savings and unobligated balances.....	317,668	67,683
Total estimate or appropriation.....	311,390	626,000	670,000
BY ACTIVITIES OR PROJECTS			
1. Administrative group:			
Office of the Director and Assistant Directors.....	1,103
Foreign Service administration.....	19,410
Total administrative group.....	20,513
2. Technical group:			
Regional Information Division.....	29,200	43,349
3. Foreign offices:			
Athens.....	10,000	8,559	12,764
Belgrade.....	10,898
Berlin.....	38,500	30,793	56,914
Berne.....	12,936
Brussels.....	21,200	16,088	18,614
Bucharest.....	10,306
Budapest.....	12,932
Copenhagen.....	12,550	10,580	11,495
The Hague.....	9,600	8,187	15,099
Helsingfors.....	11,941
Istanbul.....	12,900	10,795	13,879
Lisbon.....	8,717
London.....	38,400	33,141	71,660
Madrid.....	13,950	11,055	21,939
Montreal.....	10,605
Ottawa.....	23,300	17,751	29,597
Paris.....	33,200	28,163	56,054
Prague.....	14,800	12,594	16,033
Riga.....	11,529
Rome.....	14,600	12,201	29,395
Stockholm.....	16,000	13,844	12,906
Sydney.....	15,500	11,402	18,936
Toronto.....	8,855
Vancouver.....	8,722
Vienna.....	15,700	13,009	20,806
Warsaw.....	9,900	8,474	15,036
Central disbursing office.....	6,500	5,294	8,269
Foreign Commerce Service officers detailed to Washington.....	33,400	27,202	24,618
Total foreign offices.....	340,000	279,132	561,455
Total.....	340,000	308,332	625,317
Deduct legislative reductions.....	28,610
Net total.....	311,390	308,332	625,317

Promoting Commerce in Latin America—

Promoting commerce in Latin America: Investigations in Latin America for the promotion and development of the foreign commerce of the United States, [\$402,000] \$130,590 (U.S.C., title 5, secs. 591, 596, 597; title 15, secs. 171–194; U.S.C., Supp. VI, title 15, sec. 197; act Mar. 1, 1933, 47 Stat., p. 1390).

Estimate 1935, \$130,590

Appropriated 1934, \$402,000

Promoting Commerce in Latin America—Continued.

By objects	Obligations					
	Estimate, 1935		Estimate, 1934		Actual, 1933	
	Posi- tions	Av. salary	Posi- tions	Av. salary	Posi- tions	Av. salary
PERSONAL SERVICES, DEPARTMENTAL						
Professional service:						
Grade 6. Senior economic analyst	2	\$6,300	1	\$6,400	1	\$6,400
Grade 5. Senior economic analyst	1	4,600	1	4,600	1	4,600
Clerical, administrative, and fiscal service:						
Grade 13. Chief business specialist	1	6,400	1.2	6,100	1.2	6,100
Grade 12. Chief business specialist	1	5,400	1	5,400	1	5,400
Grade 11. Assistant chief business specialist	3	4,067	3	4,067	3	4,067
Grade 9. Business specialist	2	3,300	2.6	3,350	2.6	3,350
Grade 8. Administrative assistant	3	3,000	3	3,000	3	3,000
Grade 7. Assistant business specialist	11	2,700	13.2	2,697	13.2	2,697
Grade 6. Principal clerk	5	2,850	5.4	2,591	5.4	2,591
Grade 5. Business assistant	4	2,500	6.3	2,330	6.3	2,330
Grade 4. Clerk	1	2,160	4.6	1,986	4.6	1,986
Clerk-stenographer	1	2,100	1	2,100	1	2,100
Grade 3. Assistant clerk	4	1,950	5.2	1,780	5.2	1,780
Assistant clerk-stenographer	2	1,860	4.2	1,875	4.2	1,875
Senior operator, office devices			0.6	1,740	0.6	1,740
Grade 2. Junior clerk-typist	3	1,440	4	1,528	4	1,528
Junior stenographer	1	1,500	6.3	1,620	6.3	1,620
Grade 1. Under clerk	1	1,260	2.2	1,365	2.2	1,365
Total permanent, departmental			46	133,671	65.8	166,620
Deduct lapses and administrative furloughs				5,569		7,255
Net permanent, departmental				128,102		159,365
Temporary employees, departmental				2,626		
All personal services, departmental				130,728		159,365
PERSONAL SERVICES, FIELD						
Grade 16. Commercial attaché	1	\$8,000	1	8,000	2	9,750
Grade 15. Commercial attaché	2	6,875	2	6,875	5	7,100
Grade 14. Commercial attaché	2	5,775	2	5,775	2	6,500
Trade commissioner	2	5,250	2	5,250	4	5,400
Grade 13. Commercial attaché	2	5,000	2	5,000	2	4,750
Grade 12. Commercial attaché	2	5,000	2	5,000	4.2	5,085
Assistant commercial attaché	7	3,886	7	3,886	3	4,133
Trade commissioner	7	3,886	7	3,886	19	3,337
Grade 11. Assistant trade commissioner	5	3,100	8	3,000	4	2,700
Grade 9. Assistant trade commissioner					3	2,833
Grade 7. Assistant trade commissioner	1	1,500	1	1,500		
Clerk	22	98,000	25	106,700	48.2	215,561
Grade 2. Clerk				4,445		7,351
Total permanent, field						
Deduct lapses and administrative furloughs						
Not permanent, field		98,000		102,255		208,210
Temporary employees, field		21,100		29,949		43,214
All personal services, field		119,100		132,204		251,424
Total, departmental and field		119,100		262,932		410,789
Deduct legislative reductions in compensation		11,910		40,941		41,315
Net total obligations		107,190		221,991		369,474
OTHER OBLIGATIONS						
02 Supplies and materials		4,550		550		1,064
05 Communication service		3,100		3,057		5,434
06 Travel expenses		5,500		3,202		3,056
07 Transportation of things		500		500		574
10 Light and water		150		200		167
11 Rents		9,200		9,200		16,675
12 Repairs and alterations		100		160		118
13 All other expenses		300		300		563
Total other obligations		23,400		18,169		27,651
Grand total obligations		130,590		240,160		397,125
Received by transfer from Aeronautics Branch:						
"Aircraft in commerce"						-2,700
Air navigation facilities						-7,800
Net total obligations		130,590		240,160		386,625
Estimated savings and unobligated balances				161,840		44,375
Total estimate or appropriation		130,590		402,000		431,000
BY ACTIVITIES OR PROJECTS						
1. Administrative group:						
Foreign service administration				7,403		2,997
2. Service group:						
Current Information Division						12,358
Editorial Division				26,403		41,596
Supply and Duplicating Division				7,546		7,743
Total service group				33,949		61,727

Promoting Commerce in Latin America—Continued.

By objects	Obligations					
	Estimate, 1935		Estimate, 1934		Actual, 1933	
	Posi- tions	Av. salary	Posi- tions	Av. salary	Posi- tions	Av. salary
BY ACTIVITIES OR PROJECTS—Continued						
3. Technical group:						
Finance and Investment Division				\$31,398		\$31,416
Foreign Tariffs Division				29,026		19,656
Regional Information Division				13,308		26,826
Total technical group				73,732		77,898
4. Foreign offices:						
Bogota		\$6,700		6,636		26,172
Buenos Aires		25,700		22,904		35,703
Caracas						12,357
Guatemala						10,847
Habana		21,950		17,566		24,631
Lima		13,500		11,381		14,920
Mexico City		19,650		17,680		22,890
Montevideo						11,987
Panama City		15,400		14,032		10,257
Rio de Janeiro		21,450		19,390		29,611
San Juan						10,269
Santiago		14,150		12,229		17,923
Sao Paulo						9,736
Foreign Commerce Service officers detailed to Washington		4,000		3,258		17,200
Total foreign offices		142,500		125,076		254,503
Total		142,500		240,160		397,125
Deduct legislative reductions		11,910				
Net total		130,590		240,160		397,125

Promoting Commerce in the Far East—

Promoting commerce in the Far East: Investigations in the Far East for the promotion and development of the foreign commerce of the United States, [\$337,000] \$81,740 (U.S.C., title 5, secs. 591, 596, 597; title 15, secs. 171-194; U.S.C., Supp. VI, title 15, sec. 197; act Mar. 1, 1933, 47 Stat., p. 1390).

Estimate 1935, \$81,740

Appropriated 1934, \$337,000

By objects	Obligations					
	Estimate, 1935		Estimate, 1934		Actual, 1933	
	Posi- tions	Av. salary	Posi- tions	Av. salary	Posi- tions	Av. salary
PERSONAL SERVICES, DEPARTMENTAL						
Professional service:						
Grade 7. Chief economic analyst.....					1	\$6,500
Grade 4. Economic analyst.....					0.6	3,800
Grade 3. Associate scientist.....					1	3,200
Associate economic analyst.....			2	\$3,450	3	3,500
Grade 2. Associate economic analyst.....			1	2,800	1	2,800
Subprofessional service:						
Grade 7. Principal scientific illustrator.....					1.1	2,300
Grade 6. Senior scientific illustrator.....					1.9	2,200
Clerical, administrative, and fiscal service:						
Grade 12. Chief business specialist.....			2	5,000	3.3	4,840
Grade 11. Assistant chief business special- ist.....					0.2	4,600
Grade 9. Business assistant.....			2	3,400	3.9	3,460
Grade 8. Administrative assistant.....			1	2,900	1.4	3,000
Grade 7. Assistant business specialist.....			5	2,660	6.3	2,712
Grade 6. Principal clerk.....			5	2,340	7.5	2,400
Grade 5. Business assistant.....			4	2,150	3.6	2,050
Grade 4. Clerk stenographer.....			1	2,160	2	1,980
Clerk.....			5	1,908	6	1,956
Grade 3. Assistant clerk.....			4	1,680	7.7	1,682
Assistant clerk-stenographer.....			6	1,750	7.7	1,763
Grade 2. Junior clerk-typist.....			2	1,530	4.6	1,530
Junior stenographer.....					4.5	1,500
Grade 1. Underclerk.....			1	1,260	5	1,444
Custodial service:						
Grade 7. Senior mechanic.....					0.6	2,200
Grade 6. Mechanic.....					0.7	1,800
Monotype keyboard operator.....					1.8	1,680
Grade 5. Senior operator, office devices.....					1.2	1,680
Grade 4. Laborer.....					0.6	1,620
Grade 3. Messenger.....					1.3	1,400
Grade 2. Assistant messenger.....					9.7	1,124
Grade 1. Junior messenger.....					4	618
Total permanent, departmental.....			41	96,240	93.2	196,090
Deduct lapses and administrative furloughs.....				4,106		13,418
Net permanent, departmental.....				92,134		182,672
Temporary employees, departmental.....				2,035		
All personal services, departmental.....				94,169		182,672

Promoting Commerce in the Far East—Continued.

By objects	Obligations					
	Estimate, 1935		Estimate, 1934		Actual, 1933	
	Posi- tions	Av. salary	Posi- tions	Av. salary	Posi- tions	Av. salary
PERSONAL SERVICES, FIELD						
Clerical, administrative, and fiscal service:					2	\$9,250
Grade 16. Commercial attaché.....	1	\$8,000	1	\$8,000		
Grade 15. Commercial attaché.....	2	6,500	2	6,500	3	6,671
Grade 14. Trade commissioner.....	1	6,000				
Grade 13. Trade commissioner.....	3	5,000	3	5,000	12.6	5,003
Grade 11. Trade commissioner.....	2	4,000	2	4,000		
Grade 9. Assistant trade commissioner.....	3	3,400	3	3,400	8	3,625
Grade 6. Assistant trade commissioner.....					2	2,650
Total permanent, field.....	12	60,200	11	54,200	27.6	135,849
Deduct lapses and administrative furloughs.....				2,258		14,264
Net permanent, field.....		60,200		51,942		121,585
Temporary employees, field.....		12,400		17,893		31,452
All personal services, field.....		72,600		69,835		153,037
Total, departmental and field.....		72,600		164,694		335,709
Deduct legislative reductions.....		7,260		25,555		33,251
01 Personal services (net).....		65,340		138,449		302,458
OTHER OBLIGATIONS						
02 Supplies and materials.....		2,800		300		560
05 Communication service.....		3,000		3,429		4,016
06 Travel expenses.....		4,430		4,273		6,158
07 Transportation of things.....		100		100		134
10 Light and water.....		300		300		493
11 Rents.....		5,300		5,300		9,270
12 Repairs and alterations.....		200		200		253
13 All other expenses.....		270		270		270
Total other obligations.....		16,400		14,172		21,154
Grand total obligations.....		81,740		152,621		323,612
Received by transfer from Aeronautics Branch "Air navigation facilities".....						-7,500
Net total obligations.....		81,740		152,621		316,112
Estimated savings and unobligated bal- ances.....				184,379		43,888
Total estimate or appropriation.....		81,740		337,000		360,000
BY ACTIVITIES OR PROJECTS						
1. Service group:						
Drafting Division.....						11,115
Supply and Duplicating Division.....						27,465
Total service group.....						38,580
2. Technical group:						
Commercial Intelligence Division.....						1,272
Commercial Laws Division.....						1,951
Economic Research Division.....				36,152		46,006
Foreign Tariffs Division.....				29,203		33,584
Regional Information Division.....				14,687		42,767
Total technical group.....				80,042		125,580
3. Foreign offices:						
Bangkok.....						8,311
Batavia.....		7,486		6,592		10,266
Calcutta.....		17,465		13,450		24,665
Hong Kong.....						9,118
Manila.....		8,960		7,778		11,464
Mukden.....						8,734
Shanghai.....		19,138		16,083		38,515
Singapore.....		16,445		12,523		13,005
Tokyo.....		19,506		16,153		25,960
Foreign Commerce Service officers de- tailed to Washington.....						9,414
Total foreign offices.....		89,000		72,579		159,452
Total.....		89,000		152,621		323,612
Deduct legislative reductions.....		7,260				
Net total.....		81,740		152,621		323,612

Promoting Commerce in Africa—

Promoting commerce in Africa: Investigations in Africa for the promotion and development of the foreign commerce of the United States, **[\$79,640]** \$26,970 (U.S.C., title 5, secs. 591, 596,

597; title 15, secs. 171-194; U.S.C., Supp. VI, title 15, sec. 197; act Mar. 1, 1933, 47 Stat., p. 1390).

Estimate 1935, **\$26,970**Appropriated 1934, **\$79,640**

By objects	Obligations					
	Estimate, 1935		Estimate, 1934		Actual, 1933	
	Posi- tions	Av. salary	Posi- tions	Av. salary	Posi- tions	Av. salary
PERSONAL SERVICES, DEPARTMENTAL						
Clerical, administrative, and fiscal service:						
Grade 12. Administrative officer.....			1	\$5,200		
Grade 7. Assistant business specialist.....			3	2,766	4.5	\$2,764
Grade 6. Principal clerk.....					1.2	2,577
Grade 4. Clerk.....			1	2,160	2.5	1,929
Grade 3. Assistant clerk.....			1	1,920	1	1,620
Assistant clerk-stenographer.....			1	1,980	1	1,980
Grade 2. Junior clerk.....			2	1,530	4.3	1,504
Grade 1. Underclerk.....					2.1	1,306
Total permanent, departmental.....			9	22,618	16.6	33,155
Deduct lapses and administrative furloughs.....				942		1,945
Net permanent, departmental.....				21,676		31,210
Temporary employees, departmental.....				284		
All personal services, departmental.....				21,960		31,210
PERSONAL SERVICES, FIELD						
Clerical, administrative, and fiscal service:						
Grade 14. Commercial attaché.....					2	6,750
Grade 13. Trade commissioner.....	2	\$6,000	2	6,000	0.9	6,000
Grade 11. Trade commissioner.....	1	4,000	1	4,000	2	4,450
Grade 9. Assistant trade commissioner.....					2	3,600
Clerk to commercial attaché.....					2	3,200
Grade 5. Clerk to commercial attaché.....	1	2,400	1	2,400		
Total permanent, field.....	4	18,400	4	18,400	8.9	41,400
Deduct lapses and administrative furloughs.....				766		5,044
Net permanent, field.....		18,400		17,634		36,356
Temporary employees, field.....		4,800		7,200		9,966
All personal services, field.....		23,200		24,924		46,322
Total, departmental and field.....		23,200		46,884		77,532
Deduct legislative reductions.....		2,320		7,288		7,602
01 Personal services (net).....		20,880		39,596		69,930
OTHER OBLIGATIONS						
02 Supplies and materials.....		1,340		654		181
05 Communication service.....		1,150		1,150		2,008
06 Travel expenses.....		1,300		1,333		1,845
07 Transportation of things.....		250		250		851
10 Light and water.....		100		100		178
11 Rents.....		1,800		1,800		3,707
12 Repairs and alterations.....						18
13 All other expenses.....		150		150		136
Total other obligations.....		6,090		5,437		8,924
Grand total obligations.....		26,970		45,033		78,854
Received by transfer from Aeronautics Branch ("Air navigation facilities").....						-3,500
Net total obligations.....		26,970		45,033		75,354
Estimated savings and unobligated bal- ances.....				34,607		9,646
Total estimate or appropriation.....		26,970		79,640		85,000
1. Administrative group:						
Foreign Service administration.....				10,182		9,604
2. Technical group:						
Commercial Intelligence Division.....						7,416
Regional Information Division.....				8,483		12,323
Total, technical group.....				8,483		19,739
3. Foreign offices:						
Accra.....						7,375
Cairo.....		13,200		11,860		12,945
Johannesburg.....		16,090		14,508		20,236
Foreign Commerce Service officers de- tailed to Washington.....						8,955
Total foreign offices.....		29,290		26,368		49,511
Total.....		29,290		45,033		78,854
Deduct legislative reductions.....		2,320				
Net total.....		26,970		45,033		78,854

District and Cooperative Office Service, Department of Commerce—

District and cooperative office service: For all expenses necessary to operate and maintain district and cooperative offices, including personal services [in the District of Columbia and elsewhere], rent outside of the District of Columbia, traveling expenses of officers and employees, purchase of furniture and equipment, stationery and supplies, typewriting, adding, and computing machines, accessories and repairs, purchase of maps, books of reference and periodicals, reports, documents, plans, specifications, manuscripts, not exceeding \$1,200 for newspapers, both foreign and domestic, and all other publications necessary for the promotion of the commercial interests of the United States, and all other incidental expenses not included in the foregoing, **[\$400,000]** \$280,217: *Provided*, That the Secretary of Commerce shall require as a condition for the opening of a new office or the continuation of an existing office, except in cases where space is available in Federal buildings or in Federal buildings for the construction of which contracts have been let, that commercial organizations in the district affected provide suitable quarters without cost to the Government on and after September 1, 1932 (*U.S.C., title 5, secs. 591, 596, 597; title 15, secs. 171-194; act Mar. 1, 1933, 47 Stat., pp. 1390-1391*).

Estimate 1935, **\$280,217**Appropriated 1934, **\$400,000**

By objects	Obligations			
	Estimate, 1935	Estimate, 1934	Actual, 1933	
PERSONAL SERVICES, DEPARTMENTAL				
Clerical, administrative, and fiscal service:				
Grade 12. Chief business specialist.....		1 \$5,200	0.7 \$5,200	
Grade 4. Clerk.....		2 1,860	1.2 1,900	
Grade 2. Senior typist.....		3 1,560	2.4 1,560	
Grade 1. Underoperator, office devices.....		4 1,380	3.5 1,380	
Custodial service:				
Grade 3. Minor mechanic.....		2 1,410	1.3 1,410	
Grade 2. Assistant messenger.....		4 1,140	3.1 1,140	
Total permanent, departmental.....		6 26,500	12.2 19,86	
Deduct lapses and administrative furloughs.....		1,056	1,762	
Net permanent, departmental.....		25,444	18,099	
PERSONAL SERVICES, FIELD				
Clerical, administrative, and fiscal service:				
Grade 14. District manager.....	2 \$6,750	2 6,750	2 7,000	
Grade 13. District manager.....	6 6,200	6 6,200	6 6,200	
Commercial agent.....			1 5,600	
District 12. District manager.....	15 4,813	15 4,813	11 4,949	
Grade 11. District manager.....	6 4,067	6 4,067	16 4,100	
Assistant district manager.....	2 4,300	2 4,300	3 4,200	
Commercial agent.....	1 4,000	1 4,000	9 3,933	
Grade 10. Commercial agent.....	1 3,500	1 3,500	2 3,500	
Grade 9. Assistant district manager.....	1 3,200	1 3,200	7 3,271	
Commercial agent.....	2 3,200	2 3,200	6.1 3,316	
Grade 8. Commercial agent.....	3 3,033	3 3,033	8 3,000	
Grade 7. Commercial agent.....	6 2,717	6 2,717	17 2,800	
Grade 6. Commercial agent.....	2 2,400	2 2,400	3 2,666	
Grade 5. Clerk.....	2 2,000	2 2,000	3 2,200	
Grade 4. Clerk.....	8 1,890	8 1,890	11 2,025	
Grade 3. Clerk.....	12 1,735	12 1,735	26.4 1,770	
Grade 2. Clerk.....	19 1,570	19 1,570	68.3 1,590	
Grade 1. Clerk.....	3 1,420	3 1,420	9 1,440	
Custodial service:				
Grade 2. Messenger.....	1 1,320	1 1,320	6 1,120	
Grade 1. Messenger.....	1 780	1 780	12.2 730	
Total permanent, field.....	93 279,328	93 279,328	227 567,313	
Deduct lapses and administrative furloughs.....	1,500	11,638	24,707	
Net permanent, field.....	277,828	267,690	542,606	
Temporary employees, field.....		12,234		
All personal services, field.....	277,828	279,924	542,606	
Total, departmental and field.....	277,828	305,368	560,705	
Deduct legislative reductions.....	27,783	45,279	51,810	
01 Personal services (net).....	250,045	260,089	508,895	

District and Cooperative Office Service, Department of Commerce—
Continued.

By objects	Obligations		
	Estimate, 1935	Estimate, 1934	Actual, 1933
OTHER OBLIGATIONS			
02 Supplies and materials.....	\$4,500	\$5,862	\$348
05 Communication service.....	8,500	10,000	8,057
06 Travel expenses.....	14,322	15,424	596
07 Transportation of things.....	501	1,500	428
10 Light and water.....	350	350	358
11 Rents.....	1,500	4,400	12,930
12 Repairs and alterations.....	500	500	69
13 All other expenses.....	856	839	320
Total other obligations.....	30,172	38,875	23,106
Grand total obligations.....	280,217	298,964	532,001
Received by transfer from:			
Aeronautics Branch ("Air navigation facilities").....			-2,400
Secretary's office ("Printing and binding").....			-72,000
Net total obligations.....	280,217	298,964	457,601
Estimated savings and unobligated balances.....		101,036	52,399
Total estimate or appropriation.....	280,217	400,000	510,000
BY ACTIVITIES OR PROJECTS			
1. Administrative group:			
District office administration.....		7,303	5,553
2. Service group:			
Correspondence Division.....			173
Distribution Division.....			2,383
Files Section.....		14,319	
Supply and Duplicating Division.....			7,545
Total service group.....		14,319	10,101
3. District offices:			
Atlanta.....	12,120	10,120	12,214
Birmingham.....	9,200	7,729	8,781
Boston.....	15,630	14,681	28,697
Buffalo.....	6,670	5,686	8,134
Charleston.....	3,050	2,589	7,885
Charlotte.....		343	8,664
Chicago.....	22,070	21,014	40,519
Cincinnati.....	1,800	1,465	1,868
Cleveland.....	7,350	6,051	6,177
Dallas.....	7,400	6,358	11,462
Denver.....	1,440	1,528	9,024
Des Moines.....		259	7,632
Detroit.....	15,400	14,111	23,164
El Paso.....		51	4,742
Galveston.....		188	5,220
Houston.....	14,440	12,344	18,229
Indianapolis.....	2,850	2,671	9,945
Jacksonville.....	7,220	6,181	9,796
Kansas City.....	7,720	6,711	11,294
Los Angeles.....	9,270	9,393	19,079
Louisville.....	8,420	7,187	11,442
Memphis.....	7,020	5,976	8,990
Milwaukee.....	1,440	1,606	10,894
Minneapolis.....	7,840	6,677	9,789
Mobile.....	1,440	1,326	5,760
New Orleans.....	8,370	7,072	10,127
New York.....	35,220	32,692	63,131
Norfolk.....	9,510	7,969	8,461
Philadelphia.....	18,140	16,945	34,983
Pittsburgh.....	6,900	5,881	8,346
Portland.....	7,420	6,460	12,216
St. Louis.....	12,800	11,123	22,726
Salt Lake City.....		329	8,201
San Francisco.....	16,750	15,930	26,805
Seattle.....	12,460	10,467	15,184
Wilmington.....	1,440	1,567	6,766
District managers at large.....	9,200	8,662	
Total district offices.....	308,000	277,342	516,347
Total.....	308,000	298,964	532,001
Deduct legislative reductions.....	27,783		
Net total.....	280,217	298,964	532,001

Enforcement of the China Trade Act—

Enforcement of China Trade Act: To carry out the provisions of the Act entitled "China Trade Act, 1922" (U.S.C., title 15, secs. 141-162), including personal services [in the District of Columbia and elsewhere], traveling expenses of officers and employees, purchase of furniture and equipment, stationery and supplies, typewriting, adding and computing machines, accessories and repairs, purchase of books of reference and periodicals, reports, documents, plans, specifications, maps, manuscripts, and all other publications, rent outside the District of Columbia, ice and drinking water for office purposes; and all necessary expenses not included in the foregoing, **\$15,800** \$8,130, of which amount not to exceed \$2,880 may be expended for personal services in the District of Columbia: *Provided*, That payment in advance for telephone and other similar services under this appropriation is hereby authorized; (U.S.C., title 5, secs. 591, 596, 597; title 15, secs. 141-162; act Mar. 1, 1933, 47 Stat., p. 1391).

Estimate 1935, **\$8,130**Appropriated 1934, **\$15,800**

By objects	Obligations					
	Estimate, 1935		Estimate, 1934		Actual, 1933	
	Posi- tions	Av. salary	Posi- tions	Av. salary	Posi- tions	Av. salary
PERSONAL SERVICES, DEPARTMENTAL						
Clerical, administrative, and fiscal service:						
Grade 13. Chief business specialist.....	0.5	\$6,400	1	\$6,400	1	\$6,400
Total permanent, departmental.....	0.5	3,200	1	6,400	1	6,400
Deduct lapses and administrative furloughs.....				276		213
Net permanent, departmental.....		3,200		6,124		6,187
PERSONAL SERVICES, FIELD						
Clerical, administrative, and fiscal service:						
Grade 12. Registrar.....	1	4,500	1	4,500	1	5,000
Grade 7. Assistant trade commissioner.....					1	3,000
Total permanent, field.....	1	4,500	1	4,500	2	8,000
Deduct lapses and administrative furloughs.....				187		1,933
Net permanent, field.....		4,500		4,313		6,067
Temporary employees, field.....		1,000		1,000		1,136
All personal services, field.....		5,500		5,313		7,203
Total, departmental and field.....		8,700		11,437		13,390
Deduct legislative reductions.....				1,785		1,864
01 Personal services (net).....		7,830		9,652		11,526
OTHER OBLIGATIONS						
05 Communication service.....		50		50		39
06 Travel expenses.....		250		375		634
11 Rents.....						1,230
Total other obligations.....		300		425		1,903
Net total obligations.....		8,130		10,077		13,429
Estimated savings and unobligated bal- ances.....				5,723		3,571
Total estimate or appropriation.....		8,130		15,800		17,000
BY ACTIVITIES OR PROJECTS						
1. Office of the Registrar, Shanghai, China.....		5,800		4,872		7,923
2. Office of the Assistant Registrar, Wash- ington.....		3,200		5,205		5,506
Total.....		9,000		10,077		13,429
Deduct legislative reductions.....				870		
Net total.....		8,130		10,077		13,429

Export Industries, Department of Commerce—

Export industries: To enable the Bureau of Foreign and Domestic Commerce to investigate and report on domestic as well as foreign problems relating to the production, distribution, and marketing, in so far as they relate to the important export industries of the United States, including personal services [in the District of Columbia], traveling expenses of officers and employees, purchase of furniture and equipment, stationery and supplies, typewriting, adding, and computing machines, accessories and repairs, books of reference and periodicals, reports, documents, plans, specifications, manuscripts, and all other publications, rent outside of the District of Columbia, ice and drinking water for office purposes, and all other incidental expenses connected therewith, **\$692,800** \$478,948, of which amount not to exceed \$468,470 may be expended for personal services in the District of Columbia (U.S.C., title 5, secs. 591, 596, 597; title 15, secs. 171-194; act Mar. 1, 1933, 47 Stat., p. 1391).

Estimate 1935, **\$478,948**Appropriated 1934, **\$692,800***Export Industries, Department of Commerce—Continued.*

By objects	Obligations					
	Estimate, 1935		Estimate, 1934		Actual, 1933	
	Posi- tions	Av. salary	Posi- tions	Av. salary	Posi- tions	Av. salary
PERSONAL SERVICES, DEPARTMENTAL						
Professional service:						
Grade 6. Chief economic analyst.....	7	\$6,114	4	\$6,000	4.9	\$5,945
Grade 5. Economic analyst.....	2	4,900	1	5,200	1	5,200
Grade 4. Economic analyst.....					0.4	1,520
Grade 3. Associate chemist.....	3	3,433	1	3,400	1	3,400
Grade 2. Associate economic analyst.....	1	2,800				
Subprofessional service:						
Grade 7. Principal scientific illustrator.....					0.7	2,300
Grade 6. Senior scientific illustrator.....					1.1	2,200
Grade 5. Engineering draftsman.....					0.3	1,800
Clerical, administrative, and fiscal service:						
Grade 14. Assistant director.....					1	7,000
Grade 13. Chief business specialist.....	9	5,933	9	5,978	14.7	5,928
Grade 12. Chief business specialist.....	11	4,927	6	4,833	11	4,873
Grade 11. Assistant chief business spe- cialist.....	11	4,150	2	4,300	8.2	4,084
Grade 10. Junior administrative officer.....	3	3,733	5	3,800	3.7	3,797
Grade 9. Business assistant.....	17	3,359	13	3,361	24.2	3,327
Grade 8. Administrative assistant.....	3	2,900			2	3,300
Grade 7. Assistant business specialist.....	31	2,782	15	2,847	27.7	2,780
Grade 6. Principal clerk.....	5	2,359	2	2,450	66	2,479
Grade 5. Business assistant.....	9	2,266	6	2,250	17.2	2,150
Senior clerk.....	7	2,114	6	2,133	15	2,155
Grade 4. Clerk.....	11	2,061	16	1,900	36.2	1,890
Grade 3. Assistant clerk.....	9	1,854	11	1,811	24.9	1,718
Assistant clerk-stenographer.....	25	1,775	14	1,744	24	1,745
Senior operator, office devices.....					1	1,620
Grade 2. Junior clerk.....	14	1,577	14	1,558	18.5	1,494
Junior stenographer.....					20.5	1,526
Senior typist.....	9	1,500	8	1,589	12	1,528
Junior operator, office devices.....			1	1,440	2.2	1,560
Grade 1. Underclerk.....	2	1,200	3	1,280	6.5	1,308
Underoperator, office devices.....			4	1,424	2	1,319
Custodial service:						
Grade 7. Senior mechanic.....			1	2,200		
Grade 6. Monotype operator.....			1	1,740		
Grade 5. Monotype casterman.....			3	1,660	0.8	1,680
Grade 3. Messenger.....			3	1,360	0.5	1,380
Grade 2. Assistant messenger.....	1	1,080	8	1,155	8.3	1,118
Grade 1. Junior messenger.....					1.2	607
Total permanent, departmental.....	183	523,020	157	403,014	298.7	745,934
Deduct lapses and administrative fur- loughs.....		2,500		14,383		41,467
Net permanent, departmental.....		520,520		388,631		704,467
Temporary employees, departmental.....				10,158		
All personal services, departmental.....		520,520		398,789		704,467
PERSONAL SERVICES, FIELD						
Clerical, administrative, and fiscal service:						
Grade 4. Trade commissioner.....					2	6,500
Commercial attaché.....					1	7,000
Grade 12. Trade commissioner.....			1	4,600	7.3	5,100
Grade 8. Assistant trade commissioner.....			5	3,040	6.3	3,404
Grade 5. Assistant trade commissioner.....					1	2,500
Total permanent, field.....			6	19,800	17.6	81,275
Deduct lapses and administrative fur- loughs.....				1,025		3,979
Net permanent, field.....				18,775		77,296
Temporary employees, field.....				3,464		7,565
All personal service, field.....				22,239		84,861
Total, departmental and field.....		520,520		421,028		789,328
Deduct legislative reductions.....		52,052		65,469		85,718
01 Personal services (net).....		468,468		355,559		703,610
OTHER OBLIGATIONS						
02 Supplies and materials.....						204
05 Communication service.....		780		1,223		3,378
06 Travel expenses.....		9,700		3,800		6,457
07 Transportation of things.....						31
10 Light and water.....						44
11 Rents.....						1,603
13 All other expenses.....						432
Total other obligations.....		10,480		5,023		12,149
Grand total obligations.....		478,948		360,582		715,759
Received by transfer from—						
Coast and Geodetic Survey ("Boundary and State surveys").....						-18,000
Office of the Secretary ("Contingent ex- penses").....						-24,200
Aeronautics Branch ("Air navigation facilities").....						-1,650
Net total obligations.....		478,948		360,582		671,909
Estimated savings and unobligated balance.....				332,218		93,091
Total estimate or appropriation.....		478,948		692,800		765,000

Export Industries, Department of Commerce—Continued.

By activities or projects	Obligations		
	Estimate, 1935	Estimate, 1934	Actual, 1933
1. Administrative group:			
(a) Office of the Director and Assistant Directors.....		\$4,080	\$11,644
(b) District office administration.....		4,760	
Total administrative group.....		8,840	11,644
2. Service group:			
(a) Drafting Division.....			9,318
(b) Supply and Duplicating Division.....		17,682	8,778
Total service group.....		17,682	18,096
3. Technical group:			
(a) Commercial Intelligence Division.....			7,829
(b) Domestic Commerce Division.....			3,161
(c) Economic Research Division.....			4,421
(d) Finance and Investment Division.....	\$35,767		
(e) Foreign Construction Division.....			24,057
(f) Foreign Tariffs Division.....	69,015		
(g) Regional Information Division.....	78,505		
(h) Transportation Division.....	31,520	26,370	48,894
Total technical group.....	214,807	26,370	88,362
4. Compiling foreign trade statistics:			
(a) Statistical division.....		37,828	65,585
5. Commodity group:			
(a) Automotive and Aeronautics Trade Division.....	30,243	21,286	43,644
(b) Chemical Division.....	36,275	30,347	36,134
(c) Electrical Division.....	14,043	11,748	18,498
(d) Foodstuffs Division.....	26,724	22,357	52,178
(e) Iron and Steel Division.....	17,660	14,774	20,67
(f) Leather, Rubber and Shoe Division.....	33,267	27,331	42,684
(g) Lumber and Paper Division.....	27,568	18,379	52,170
(h) Machinery and Agricultural Implements Division.....	20,200	16,899	31,756
(i) Minerals Division.....	34,066	28,494	36,973
(j) Specialties and Motion Pictures Division.....	28,065	23,479	40,745
(k) Textiles Division.....	35,198	26,047	54,337
(l) Tobacco Division.....	12,884	10,779	16,277
Total commodity group.....	316,193	252,420	446,072
6. Special commodity investigations.....		17,442	83,000
Total.....	531,000	360,582	715,759
Deduct legislative reductions.....	52,052		
Net total.....	478,948	360,582	715,759

Domestic Commerce, Department of Commerce—

Domestic commerce and raw materials investigations: For all expenses, including personal services [in the District of Columbia and elsewhere], purchase of books of reference and periodicals, furniture and equipment, stationery and supplies, typewriting, adding, and computing machines, accessories and repairs, medical supplies and first-aid outfits, reports, documents, plans, specifications, manuscripts, maps, and all other publications, rent outside of the District of Columbia, traveling expenses of officers and employees, and all other incidental expenses not included in the foregoing, to enable the Bureau of Foreign and Domestic Commerce to collect and compile information regarding the disposition and handling of raw materials and manufactures within the United States; and to investigate the conditions of production and marketing of foreign raw materials essential for American industries; [\$266,000] \$198,829, of which amount not to exceed \$184,470 may be expended for personal services in the District of Columbia (U.S.C. title 5, secs. 591, 596, 597; title 15, secs. 171-194; act Mar. 1, 1933, 47 Stat., p. 1391).

Estimate 1935, \$198,829

Appropriated 1934, \$266,000

By objects	Obligations			
	Estimate, 1935		Estimate, 1934	
	Posi- tions	Av. salary	Posi- tions	Av. salary
PERSONAL SERVICES, DEPARTMENTAL				
Professional service:				
Grade 7. Assistant Director.....			1	\$7,000
Grade 5. Senior economic analyst.....	1	\$4,600		4,600
Clerical, administrative, and fiscal service:				
Grade 13. Chief business specialist.....	2	6,000	1	\$6,400
Grade 12. Chief business specialist.....	5	4,680	3	4,600
Grade 11. Assistant chief business specialist.....	3	3,900	2	4,200
Grade 10. Junior administrative officer.....	2	3,550	2	3,550

Domestic Commerce, Department of Commerce—Continued.

By objects	Obligations					
	Estimate, 1935		Estimate, 1934		Actual, 1933	
	Posi- tions	Av. salary	Posi- tions	Av. salary	Posi- tions	Av. salary
PERSONAL SERVICES, DEPARTMENTAL—CON.						
Clerical, administrative, and fiscal service—Continued.						
Grade 9. Business specialist.....	8	\$3,200	5	\$3,200	10.4	\$3,220
Grade 8. Administrative assistant.....	1	3,000	1	3,000	1	3,000
Grade 7. Assistant business specialist.....	10	2,610	6	2,600	18	2,600
Grade 6. Principal clerk.....	6	2,475	3	2,400	2	2,540
Grade 5. Business assistant.....	6	2,200	3	2,200	16	2,115
Senior clerk-stenographer.....	1	2,000	1	2,000		
Grade 4. Clerk.....	6	1,940	3	1,940	7	1,820
Grade 3. Assistant clerk.....	15	1,732	8	1,755	21	1,779
Assistant clerk-stenographer.....	3	1,660	3	1,660	6.3	1,756
Senior operator, office devices.....			1	1,620	1.2	1,794
Grade 2. Junior stenographer.....	7	1,450	7	1,460	11	1,440
Senior typist.....	4	1,492	10	1,548	12.3	1,564
Junior clerk.....					6.6	1,440
Senior operator, office devices.....			2	1,480	3	1,460
Grade 1. Underclerk-typist.....	1	1,260	8	1,409	12.6	1,285
Custodial service:						
Grade 7. Senior mechanic.....					0.4	2,200
Grade 6. Mechanic.....					0.4	1,800
Monotype key operator.....			1	1,680	1.1	1,680
Grade 4. Laborer.....					0.3	1,620
Grade 2. Assistant messenger.....	3	1,080	3	1,140	3.3	1,080
Grade 1. Junior messenger.....			2	600	1.5	600
Total permanent, departmental.....	84	206,468	75	158,792	157.2	362,330
Deduct lapses and administrative fur- loughs.....		1,500		3,616		18,747
Net permanent departmental.....		204,968		155,176		343,583
Temporary employees, departmental.....				9,809		
All personal services, departmental.....		204,968		164,985		343,583
Deduct legislative reductions.....		20,497		25,290		36,235
01 Personal services.....		184,471		139,695		307,348
OTHER OBLIGATIONS						
02 Supplies and materials.....						
05 Communication service.....		1,600		250		120
06 Travel expense.....		12,758		5,320		598
07 Transportation of things.....						104
Total other obligations.....		14,358		5,570		822
Grand total obligations.....		198,829		145,265		308,170
Received by transfer from—						
Coast and Geodetic Survey ("Pay, offi- cers and men").....						—32,000
Allowance for quarters.....						—13,000
Net total obligations.....		198,829		145,265		263,170
Estimated estimates or appropriations.....				120,735		36,830
Total estimate or appropriation.....		198,829		266,000		300,000

BY ACTIVITIES OR PROJECTS

1. Administrative group:						
(a) Office of the Director and assist- ant directors.....						11,231
2. Service group:						
(a) Current Information Division.....						8,308
(b) Editorial Division.....						3,401
(c) Supply and Duplicating Division.....			36,003			8,188
Total service group.....			36,003			19,897
3. Economic Research Division:						
(a) Economic analysis.....		53,633				
(b) Annual publications.....		12,680				
(c) Survey of current business.....		15,020	14,819			18,246
Total Economic Research Di- vision.....		81,333	14,819			18,246
4. Domestic Commerce Division:						
(a) Analysis of markets.....		56,520	38,148			
(b) Analysis of costs.....		43,764	25,456			
(c) Distribution of information.....		37,709	30,839			
Total Domestic Commerce Di- vision.....		137,993	94,443			
5. Domestic Regional Division:						
(a) Furniture industry studies:						
1. Application of the census data to the furniture in- dustry.....						5,151
2. Furniture distribution in the Gulf Southwest.....						7,839
3. Furniture distribution in the West Mid-Continent.....						4,479
4. Furniture distribution in the Midwest.....						10,190
Total furniture industry study.....						27,659

Domestic Commerce, Department of Commerce—Continued.

	Obligations		
	Estimate, 1935	Estimate, 1934	Actual, 1933
BY ACTIVITIES OR PROJECTS—Continued			
5. Domestic Regional Division—Contd.			
(b) Aid for analyzing the markets for general consumer commodities			\$9,631
(c) Market guide to the West Mid-Continent			9,183
(d) Carload movement of commodities by States			6,719
(e) Manufacturing market statistics			3,247
(f) Miscellaneous studies			2,464
Total Domestic Regional Division			58,903
6. Marketing Service Division:			
(a) Business information section			44,065
(b) Trade association section			23,388
(c) Publication section			27,931
Total Marketing Service Division			95,384
7. Merchandising Research Division:			
(a) Drug store survey:			
1. Retail drug survey			36,808
2. Wholesale drug survey			6,747
3. Buying habits of retail drug store customers			2,004
4. Observed sales to retail drug store customers			1,687
5. Merchandising requirements of drug store package			291
Total drug store survey			47,627
(b) Wholesale jewelry survey			5,817
(c) Blueprint survey			5,816
(d) Credit surveys:			
1. Mercantile credit survey			8,358
2. Semiannual credit survey			5,967
Total credit surveys			14,325
(e) Wise spending studies			5,238
(f) Store location studies:			
1. Pittsburgh store location			2,745
2. Baltimore retail store location			2,327
Total store location studies			5,072
(g) Women's garment survey			3,862
(h) Retail management practices survey			3,490
(i) Die casting survey			3,490
(j) Confectioners survey:			
1. Meeting the small order problem in confectionery industry			1,222
2. Costs and operations of wholesale confectioners			814
Total confectioners survey			2,036
(k) Turpentine distribution survey			2,326
(l) Industrial sales problems survey:			
1. Industrial sales problems			873
2. Industrial sales personnel			524
3. Industrial sales records, control, analysis			523
Total industrial sales problems survey			1,920
(m) Marking devices survey			1,163
(n) Retail delivery survey			1,047
(o) Miscellaneous surveys			1,280
Total Merchandising Research Division			104,509
Grand total	\$219,326	\$145,265	308,170
Deduct legislative reductions	20,497		
Net total	198,829	145,265	308,170

Compiling Foreign Trade Statistics, Department of Commerce—

Customs statistics: For all expenses necessary for the operation of the section of customs statistics transferred to the Department of Commerce from the Treasury Department by the Act approved January 5, 1923 (U.S.C., title 15, sec. 194), including personal services [in the District of Columbia and elsewhere]; rent of or purchase of tabulating, punching, sorting, and other mechanical labor-saving machinery or devices, including adding, typewriting, billing, computing, mimeographing, multigraphing, photostat, and other duplicating machines and devices, including their exchange and repair; telegraph and telephone service; traveling expenses of officers and employees while traveling on official business; freight,

express, drayage; tabulating cards, stationery, and miscellaneous office supplies; books of reference and periodicals; furniture and equipment; ice, water, heat, light, and power; street-car fare; and all other necessary and incidental expenses not included in the foregoing; **[\$244,000]** \$246,457, of which amount not to exceed \$52,345 may be expended for personal services in the District of Columbia (U.S.C., title 5, secs. 591, 596, 597; title 15, secs. 171-194; act Mar. 1, 1933, 47 Stat., pp. 1391-1392).

Estimate 1935, \$246,457

Appropriated 1934, \$244,000

By objects	Obligations			
	Estimate, 1935		Estimate, 1934	
	Posi- tions	Av. Salary	Posi- tions	Av. Salary
PERSONAL SERVICES, DEPARTMENTAL				
Clerical, administrative, and fiscal service:				
Grade 13. Executive officer	1	\$5,600		0.2 \$5,600
Grade 10. Junior administrative officer	1	3,800		0.3 3,800
Grade 7. Administrative officer	1	3,200		0.3 3,200
Grade 6. Principal clerk	2	2,600		0.5 2,600
Grade 5. Senior clerk	4	2,250	4	\$2,250
Grade 4. Clerk	8	1,845	2	1,860
Grade 3. Assistant clerk	8	1,770		0.7 1,800
Grade 2. Junior clerk	2	1,470	1	1,440
Total permanent, departmental	27	58,660	7	14,160
Deduct lapses and administrative furloughs		500		590
Net permanent, departmental		58,160		13,570
PERSONAL SERVICES, FIELD				
Clerical, administrative, and fiscal service:				
Grade 12. Chief of section	1	5,200	1	5,200
Grade 11. Assistant chief of section	1	3,800	1	3,800
Grade 9. Clerk	1	3,400	1	3,400
Grade 7. Clerk	1	2,900	1	2,900
Grade 6. Clerk	2	2,300	2	2,300
Grade 5. Clerk	30	2,158	30	2,158
Grade 4. Clerk	17	1,909	17	1,909
Grade 3. Clerk	13	1,721	13	1,721
Grade 2. Clerk	22	1,519	22	1,519
Grade 1. Clerk				51.4 1,475
Custodial service:				1 1,560
Grade 3. Messenger	5	1,200	5	1,200
Laborer	1	1,440	1	1,440
Total permanent, field	94	180,324	94	180,324
Deduct lapses and administrative furloughs		3,054		6,239
Net permanent, field		177,270		174,085
Temporary employees, field				3,272
All personal services, field		177,270		177,357
Total, departmental and field		235,430		190,927
Deduct legislative reductions		23,543		29,663
01 Personal services (net)		211,887		161,264
OTHER OBLIGATIONS				
02 Supplies and materials (tabulating cards and paper)		13,230		3,011
05 Communication service		400		450
06 Travel expenses		300		300
07 Transportation of things		500		100
11 Rents		19,800		19,800
12 Repairs and alterations		240		200
13 All other expenses		100		150
Total other obligations		34,570		24,011
Grand total obligations		246,457		185,275
Received by transfer from—				
Coast and Geodetic Survey ("Pay, officers and men")				-1,800
Bureau of Fisheries ("Propagation of food fishes")				-6,000
Aeronautics Branch ("Aircraft in commerce")				-800
"Allowance for quarters"				-8,000
"Transportation of families and effects of officers and employees"				-5,400
Net total obligations		246,457		185,275
Estimated savings and unobligated balances				58,725
Total estimate or appropriation		246,457		244,000
BY ACTIVITIES OR PROJECTS				
1. Service groups:				
Supply and duplicating division				935
2. Compiling foreign trade statistics:				
(a) Statistical division		58,160		11,534
(b) Section of customs statistics		211,840		173,741
Total compiling foreign trade statistics		270,000		185,275
Total		270,000		185,275
Deduct legislative reductions		23,543		
Net total		246,457		185,275

Lists of Foreign Buyers—

Lists of foreign buyers: For all necessary expenses, including personal services [in the District of Columbia and elsewhere], purchase of furniture and equipment, stationery and supplies, typewriting, adding, and computing machines, accessories and repairs, lists of foreign buyers, books of reference, periodicals, reports, documents, plans, specifications, rent outside of the District of Columbia, traveling expenses of officers and employees, and all other incidental expenses not included in the foregoing, to enable the Bureau of Foreign and Domestic Commerce to collect and compile lists of foreign buyers; **[\$53,890]** \$31,572, of which amount not to exceed \$30,850 may be expended for personal services in the District of Columbia: *Provided*, That the Secretary of Commerce may make such charges as he deems reasonable for lists of foreign buyers, special statistical services, special commodity news bulletins, and World Trade Directory Reports, and the amounts collected therefrom shall be deposited in the Treasury as "Miscellaneous receipts" (U.S.C., title 5, secs. 591, 596, 597; title 15, secs. 171-194; act Mar. 1, 1933, 47 Stat., p. 1392).

Estimate 1935, **\$31,572**Appropriated 1934, **\$53,890**

By objects	Obligations					
	Estimate, 1935		Estimate, 1934		Actual, 1933	
PERSONAL SERVICES, DEPARTMENTAL	Posi- tions	Av. salary	Posi- tions	Av. salary	Posi- tions	Av. salary
Clerical, administrative, and fiscal service:						
Grade 13. Chief business assistant.....	0.5	\$6,400				
Grade 11. Assistant chief business special- ist.....	1	4,200	1	\$4,200	1	\$4,200
Grade 7. Assistant business specialist.....	3	2,633	3	2,633	3.9	2,673
Grade 6. Principal clerk.....			2	2,600		
Grade 5. Business assistant.....	2	2,000	2	2,000	1.8	2,000
Grade 4. Clerk.....	2	1,830	2	1,830	5.8	1,872
Grade 3. Assistant clerk.....	3	1,900	3	1,900	9	1,718
Grade 2. Junior clerk stenographer.....	1	1,680	1	1,680	2	1,662
Junior clerk-typist.....	2	1,440	5	1,440	5.3	1,490
Grade 1. Underclerk.....	1	1,260	1	1,260	1.1	1,419
Total permanent, departmental.....	15.5	34,480	20	40,800	29.9	57,084
Deduct lapses and administrative fur- loughs.....		200		1,700		2,218
Net permanent, departmental.....		34,280		39,100		54,866
Temporary employees, departmental.....				1,324		
All personal services, departmental.....		34,280		40,424		54,866
PERSONAL SERVICES, FIELD						
Clerical, administrative, and fiscal service:						
Grade 12. Trade commissioner.....					1	4,883
Total permanent, field.....						4,883
Deduct lapses and administrative fur- loughs.....						153
Net permanent, field.....						4,730
All personal services, field.....		34,280				4,730
Total, departmental and field.....		34,280		40,424		59,596
Deduct legislative reductions.....		3,428		6,318		6,345
61 Personal services (net).....		30,852		34,106		53,251
OTHER OBLIGATIONS						
05 Communication service.....		100		101		36
06 Travel expenses.....		620		1,481		455
Total other obligations.....		720		1,582		491
Net total obligations.....		31,572		35,688		53,742
Estimated savings and unobligated balances.....				18,202		6,258
Total estimate or appropriation.....		31,572		53,890		60,000
BY ACTIVITIES OR PROJECTS						
1. Service group:						
(a) Supply and duplicating division.....				8,340		
2. Technical group:						
(a) Commercial intelligence division.....		35,000		27,348		48,908
3. Foreign offices.....						4,834
Total.....		35,000		35,688		53,742
Deduct legislative reductions.....		3,428				
Net total.....		31,572		35,688		53,742

Investigation of Foreign Trade Restrictions—

Investigation of foreign trade restrictions: For all necessary expenses, including personal services [in the District of Columbia and elsewhere], purchase of furniture and equipment, stationery and supplies, typewriting, adding, and computing machines, accessories and repairs, books of reference and periodicals, reports, documents, plans, specifications, manuscripts, and all other publications, rent outside of the District of Columbia, traveling expenses of officers and employees, and all other incidental expenses not included in the foregoing, to enable the Bureau of Foreign and Domestic Commerce to collect and compile information regarding the restrictions and regulations of trade imposed by foreign countries, **[\$45,240]** \$33,171, of which amount not to exceed \$32,560 may be expended for personal services in the District of Columbia (U.S.C., title 5, secs. 591, 596, 597; title 15, secs. 171-194; act Mar. 1, 1933, 47 Stat., p. 1392).

Estimate 1935, **\$33,171**Appropriated 1934, **\$45,240**

By objects	Obligations					
	Estimate, 1935		Estimate, 1934		Actual, 1933	
PERSONAL SERVICES, DEPARTMENTAL	Posi- tions	Av. salary	Posi- tions	Av. salary	Posi- tions	Av. salary
Professional service:						
Grade 6. Senior economic analyst.....	1	\$6,000	1	\$6,000	2	\$6,100
Clerical, administrative, and fiscal service:						
Grade 11. Assistant chief business special- ist.....	1	3,800	1	3,800	1	3,800
Grade 10. Junior administrative officer.....	1	3,800	1	3,800	1	3,800
Grade 9. Business specialist.....	1	3,200	1	3,200	0.7	3,200
Grade 8. Administrative assistant.....	1	3,200	1	3,200	0.8	3,200
Grade 7. Assistant business specialist.....	3	2,633	3	2,633	5.3	2,600
Grade 5. Business assistant.....					1	2,100
Grade 4. Clerk.....	1	2,100	1	2,100	0.2	1,800
Grade 3. Assistant clerk-stenographer.....	2	1,770	2	1,770	4	1,680
Grade 2. Junior clerk-stenographer.....	2	1,500	2	1,500	2.7	1,500
Total permanent, departmental.....	13	36,540	13	36,540	18.8	51,640
Deduct lapses and administrative furloughs.....		250		1,022		1,763
Net permanent, departmental.....		36,290		35,518		49,877
Temporary employees, departmental.....				1,770		
All personal services, departmental.....		36,290		37,288		49,877
Deduct legislative reductions.....		3,629		5,746		5,443
01 Personal services (net).....		32,661		31,542		44,434
OTHER OBLIGATIONS						
05 Communication service.....		30		130		10
06 Travel expenses.....		430		626		
13 All other expenses.....		50		50		
Total other obligations.....		510		806		10
Net total obligations.....		33,171		32,348		44,444
Estimated savings and unobligated balances.....				12,892		5,556
Total estimate or appropriation.....		33,171		45,240		50,000
BY ACTIVITIES OR PROJECTS						
1. Technical group:						
(a) Commercial Laws Division.....		36,800		31,228		39,174
(b) Foreign Tariffs Division.....				1,120		5,270
Total.....		36,800		32,348		44,444
Deduct legislative reductions.....		3,629				
Net total.....		33,171		32,348		44,444

Transportation of Families and Effects of Officers and Employees, Bureau of Foreign and Domestic Commerce—

Transportation of families and effects of officers and employees: To pay the traveling expenses and expenses of transportation, under such regulations as the Secretary of Commerce may prescribe, of families and effects of officers and employees of the Bureau of Foreign and Domestic Commerce in going to and returning from their posts, or when traveling under the order of the Secretary of Commerce, and also for defraying the expenses of preparing and transporting the remains of officers and employees of the Bureau of Foreign and Domestic Commerce who may die abroad or in transit, while in the discharge of their official duties, to their former homes in this country, or to a place not more distant, for interment, and for the ordinary expenses of such interment; \$42,000 (U.S.C., title 5, secs. 591, 596, 597; title 15, secs. 171-194; act Mar. 1, 1933, 47 Stat., p. 1392).

Estimate 1935, **\$42,000**Appropriated 1934, **\$42,000**

*Transportation of Families and Effects of Officers and Employees,
Bureau of Foreign and Domestic Commerce—Continued.*

By objects	Obligations		
	Estimate, 1935	Estimate, 1934	Actual, 1933
06 Travel expenses.....	\$26,564	\$19,405	\$30,018
07 Transportation of things.....	15,436	10,096	16,710
Transportation and burial expenses of deceased officers.....			1,104
Total obligations.....		29,501	47,832
Received by transfer from Aeronautics Branch ("Air navigation facilities").....			-12,150
Transferred to "Compiling foreign trade statistics".....			+5,400
Net total obligations.....		29,501	41,082
Estimated savings and unobligated balances.....		12,499	3,918
Total estimate or appropriation.....	42,000	42,000	45,000

Allowance for Quarters, Foreign Commerce Service—

To enable the Secretary of Commerce, under such regulations as he may prescribe, in accordance with the provisions of the Act entitled "An Act to amend the Act entitled 'An Act to establish in the Bureau of Foreign and Domestic Commerce of the Department of Commerce, a Foreign Commerce Service of the United States, and for other purposes,' approved March 3, 1927," approved April 12, 1930 (U.S.C., Supp. [V] VI, title 15, sec. 197f), to furnish the officers in the Foreign Commerce Service of the Bureau of Foreign and Domestic Commerce stationed in a foreign country, without cost to them and within the limits of this appropriation, allowances for living quarters, heat, and light, notwithstanding the provisions of section 1765 of the Revised Statutes (U.S.C., title 5, sec. 70), **[\$85,000] \$36,000: Provided,** That the maximum allowance to any officer shall not exceed \$720 (U.S.C., Supp. VI, title 15, sec. 197f; act Mar. 1, 1933, 47 Stat., pp. 1392-1393).

Estimate 1935, **\$36,000**

Appropriated 1934, **\$85,000**

By objects	Obligations		
	Estimate, 1935	Estimate, 1934	Actual, 1933
0140 Allowances for living quarters, heat, and light.....	\$40,000	\$46,107	\$122,232
Deduct administrative furloughs.....		1,472	2,870
Total obligations.....	40,000	44,635	119,342
Deduct legislative reductions.....	4,000	5,299	2,702
Net allowances for living quarters, heat, and light.....	36,000	39,336	116,640
Transferred to "Domestic commerce, Department of Commerce".....			+13,000
"Compiling foreign trade statistics".....			+8,000
Net total obligations.....	36,000	39,336	137,640
Estimated savings and unobligated balances.....		45,664	37,360
Total estimate or appropriation.....	36,000	85,000	175,000

Appropriations herein made for the Bureau of Foreign and Domestic Commerce shall be available for expenses of attendance at meetings concerned with the promotion of foreign and domestic commerce, or either, and also expenses of illustrating the work of the bureau by showing of maps, charts, and graphs at such meetings, when incurred on the written authority of the Secretary of Commerce (act Mar. 1, 1933 47 Stat., p. 1393).

The purchase of supplies and equipment or the procurement of services for the Bureau of Foreign and Domestic Commerce, in foreign countries, may be made in open market without compliance with section 3709 of the Revised Statutes of the United States (U.S.C., title 41, sec. 5), in the manner common among business men, when the aggregate amount of the purchase or the service does not exceed \$100 in any instance (*same act*).

Total, Bureau of Foreign and Domestic Commerce, **[\$3,514,370] \$2,198,838** [Of which amount not to exceed \$1,600,000 may be expended for personal services in the District of Columbia].

Annual appropriations, general fund:

Estimate 1935, **\$2,198,838**

Appropriated 1934, **\$3,514,370**

BUREAU OF THE CENSUS

Salaries and Expenses, Bureau of the Census—

For expenses for securing information for and compiling the census reports provided for by law, including personal services in the District of Columbia and elsewhere; compensation and expenses of enumerators, special agents, supervisors, supervisor's clerks, and interpreters in the District of Columbia and elsewhere; traveling expenses; the cost of transcribing State, municipal, and other records; temporary rental of quarters outside the District of Columbia; not to exceed \$5,000 for the employment by contract of personal services for the preparation of monographs on census subjects; not to exceed \$52,000 for constructing tabulating machines and repairs to such machinery and other mechanical appliances, including technical, mechanical, and other personal services in connection therewith in the District of Columbia and elsewhere, and the purchase of necessary machinery and supplies; and not to exceed \$2,000 for expenses of attendance at meetings concerned with the collection of statistics when incurred on the written authority of the Secretary of Commerce; **[\$1,903,000] \$1,593,500** of which amount not to exceed **[\$1,300,000] \$1,223,870** may be expended for personal services in the District of Columbia, including not to exceed **[\$25,000] \$51,000** for temporary employees who may be appointed by the Director of the Census under civil-service rules, at per diem rates to be fixed by him without regard to the provisions of the Classification Act of 1923, as amended, for the purpose of assisting in periodical inquiries (U.S.C., title 13, secs. 1-6; title 5, secs. 591, 596, 597; title 13, secs. 21, 201-218; act Mar. 1, 1933, 47 Stat., p. 1393).

Estimate 1935, **\$1,593,500**

Appropriated 1934, **\$1,903,000**

By objects	Obligations					
	Estimate, 1935		Estimate, 1934		Actual, 1933	
	Posi- tions	Av. salary	Posi- tions	Av. salary	Posi- tions	Av. salary
PERSONAL SERVICES, DEPARTMENTAL						
Clerical, administrative, and fiscal service:						
Grade 15. Executive officer (director).....	1	\$8,000	1	\$8,000	0.5	\$9,000
Grade 13. Senior administrative officer (chief clerk, chief statistician, geographer).....	7	5,971	7	5,971	2.5	6,040
Grade 11. Administrative officer.....	1	4,000				
Grade 10. Junior administrative officer.....	4	3,800	5	3,840	2.5	3,840
Grade 9. Senior administrative assistant.....	12	3,483	12	3,525	5.5	3,518
Grade 8. Administrative assistant.....	2	3,050	3	3,133	2	3,125
Associate editor.....	1	2,900	1	2,900	0.5	3,300
Grade 7. Junior administrative assistant.....	15	2,873	15	2,873	7.5	2,820
Assistant editor.....					0.5	2,600
Grade 6. Principal clerk.....	21	2,552	21	2,552	12	2,563
Supervising draftsman.....	1	2,300	1	2,300		
Grade 5. Senior clerk.....	73	2,278	73	2,278	34.5	2,270
Senior clerk-stenographer.....	4	2,450	4	2,450	2	2,450
Senior office draftsman.....	1	2,000	1	2,000		
Grade 4. Clerk.....	85	1,952	85	1,952	44	1,953
Clerk-stenographer.....	7	1,989	7	1,989	3.5	1,989
Head operator, office devices.....	2	1,950	2	1,950	1	1,950
Office draftsman.....	3	1,820	3	1,820		
Grade 3. Assistant clerk.....	172	1,738	173	1,739	93	1,745
Assistant clerk-stenographer.....	16	1,706	16	1,706	7	1,706
Senior operator, office devices.....	2	1,800	2	1,800	1	1,800
Assistant office draftsman.....	2	1,620	2	1,620		
Grade 2. Junior clerk.....	107	1,509	109	1,512	55	1,512
Senior typist.....	2	1,710	2	1,710	1	1,710
Junior stenographer.....	3	1,540	3	1,540	1.5	1,540
Junior clerk-typist.....	8	1,560	8	1,560	4	1,560
Junior clerk-stenographer.....	11	1,538	11	1,538	5.5	1,538
Junior operator, office devices.....	28	1,586	28	1,586	14.5	1,581
Grade 1. Underclerk.....	19	1,367	19	1,367	9	1,367
Underoperator, office devices.....	6	1,400	6	1,400	3	1,400
Professional service:						
Grade 7. Assistant director.....	1	6,500	1	6,500		
Grade 6. Chief economic analyst (chief statistician, mechanical engineer).....	3	5,733	3	5,733	1.5	5,867
Grade 4. Economic analyst (assistant chief statistician).....	2	4,000	2	4,000	0.5	4,200
Grade 2. Assistant economic analyst.....	1	2,900	1	2,900	0.5	2,900
Subprofessional service:						
Grade 8. Principal laboratory mechanic (electrical expert).....	1	3,200	1	3,200	0.5	3,200
Grade 7. Principal laboratory mechanic.....	2	2,650	2	2,650	1	2,650
Grade 6. Senior laboratory mechanic.....	4	2,300	4	2,300	2	2,300
Grade 5. Laboratory mechanic.....	4	2,055	4	2,055	2	2,055
Grade 4. Assistant laboratory mechanic.....	5	1,812	5	1,812	3	1,820
Custodial service:						
Grade 6. Mechanic.....					0.5	1,980
Grade 3. Messenger.....	14	1,346	14	1,346	7	1,346
Senior laborer.....	2	1,290	2	1,290	1	1,290
Minor mechanic.....	2	1,500	2	1,500	1	1,500
Grade 2. Assistant messenger.....	1	1,080	1	1,080	0.5	1,080
Junior laborer.....	8	1,185	8	1,185	4	1,185
Grade 1. Junior messenger.....	3	680	3	680	1.5	680
Special agents.....	2	2,660	2	2,660	1	2,660
Total permanent, departmental.....	671	1,308,860	675	1,317,820	340.5	657,980
Deduct lapses.....				43,261		23,405
Net permanent, departmental.....		1,308,860		1,274,559		634,575
Temporary employees, departmental.....		51,000		25,000		21,105
All personal services, departmental.....		1,359,860		1,299,559		655,680

Salaries and Expenses Bureau of the Census—Continued.

By objects	Obligations					
	Estimate, 1935		Estimate, 1934		Actual, 1933	
PERSONAL SERVICES, FIELD						
Temporary employees, field (enumerators and special agents, per diem and piece price, 1 to 2 months).....	Posi- tions 35	Av. salary \$5,000	Posi- tions 35	Av. salary \$7,603	Posi- tions 203	Av. salary \$31,210
Transcripts of birth and death records, piece-price payments.....		100,000		100,000		49,012
Transcripts of marriage and divorce records, piece-price payments.....				10,000		4,736
Institutional population, piece-price payments.....		2,000		4,000		
Periodical reports of cotton, piece-price payments.....		250,000		250,000		50,407
All personal services, field.....		357,000		371,603		135,365
Total, departmental and field.....		1,716,860		1,671,162		791,045
Deduct legislative reductions.....		161,687		235,787		76,932
01 Personal services (net).....		1,555,173		1,435,375		714,113
OTHER OBLIGATIONS						
02 Supplies and materials.....		4,000		6,000		3,612
05 Communication service.....		6,327		10,125		3,589
06 Travel expenses.....		28,000		38,000		10,902
Total other obligations.....		38,327		54,125		18,103
Grand total obligations.....		1,593,500		1,489,500		732,216
Estimated savings and unobligated balances.....				413,500		129,909
Total estimate or appropriation.....		1,593,500		1,903,000		862,125
BY PROJECTS						
1. Office administration.....		150,187		129,625		211,987
2. Population.....		58,000		50,000		183,200
3. Marriage and divorce.....				20,000		22,725
4. Institutional population.....		23,200		22,000		20,621
5. Agriculture (permanent work).....		94,000		80,000		188,347
6. Electrical industries.....		50,000		71,000		48,424
7. Manufactures.....		403,200		259,500		403,434
8. Current industrial reports.....		51,000		25,500		52,692
9. Vital statistics.....		289,000		263,000		255,697
10. Financial statistics of cities.....		80,600		79,250		113,671
11. Financial statistics of State and local governments, 1932.....		50,000		75,000		157,063
12. Cotton.....		303,000		265,625		272,653
13. Geographer's division.....		151,000		103,000		120,870
14. Mechanical laboratory.....		52,000		46,000		46,800
15. Distribution.....						130,661
Total.....		1,755,187		1,489,500		2,228,845
Deduct legislative reductions.....		161,687				
Net total.....		1,593,500		1,489,500		2,228,845

¹ 5 months' estimate.² Covers appropriations for "Salaries and expenses" and "Expenses of the Fifteenth Census."

Expenses of the Fifteenth Census—

By objects	Obligations					
	Estimate, 1935		Estimate, 1934		Actual, 1933	
PERSONAL SERVICES, DEPARTMENTAL	Posi- tions	Av. salary	Posi- tions	Av. salary	Posi- tions	Av. salary
Clerical, administrative, and fiscal service:						
Grade 15. Executive officer (director).....					0.5	\$9,000
Grade 13. Senior administrative officer (chief clerk, chief statistician, geographer).....					3	6,000
Grade 10. Junior administrative officer.....					1	3,800
Grade 9. Senior administrative assistant.....					4	3,375
Grade 8. Administrative assistant.....					1.5	3,000
Associate editor.....					0.5	3,300
Grade 7. Junior administrative assistant.....					5.5	2,800
Assistant editor.....					0.5	2,600
Grade 6. Principal clerk.....					12	2,466
Supervising draftsman.....					1	2,300
Grade 5. Senior clerk.....					28.5	2,202
Senior clerk-stenographer.....					1	2,300
Senior office draftsman.....					1	2,000
Grade 4. Clerk.....					40.5	1,930
Clerk-stenographer.....					2	1,980
Office draftsman.....					2	1,815
Grade 3. Assistant clerk.....					71	1,735
Assistant clerk-stenographer.....					5.5	1,685
Assistant office draftsman.....					2	1,620
Grade 2. Junior clerk.....					42	1,492
Junior stenographer.....					2	1,590
Junior clerk-typist.....					1	1,500
Junior clerk-stenographer.....					2	1,530
Junior operator, office devices.....					1.5	1,560
Grade 1. Under clerk.....					8	1,360
Underoperator, office devices.....					0.5	1,260

Expenses of the Fifteenth Census—Continued.

By objects	Obligations					
	Estimate, 1935		Estimate, 1934		Actual, 1933	
PERSONAL SERVICES, DEPARTMENTAL—CON.						
Professional service:	Posi- tions	Av. salary	Posi- tions	Av. salary	Posi- tions	Av. salary
Grade 6. Chief economic analyst (chief statistician, mechanical engineer).....					1	\$5,800
Grade 4. Economic analyst (assistant chief statistician).....					1	4,000
Grade 2. Assistant economic analyst.....					0.5	2,900
Subprofessional service:						
Grade 5. Laboratory mechanic.....					0.5	2,100
Grade 4. Assistant laboratory mechanic.....					0.5	1,860
Custodial service:						
Grade 3. Messenger.....					3.5	1,286
Minor mechanic.....					1	1,500
Grade 2. Assistant messenger.....					0.5	1,080
Junior laborer.....					1	1,080
Grade 1. Junior messenger.....					1	690
Administrative and clerical at per annum salaries.....					137.5	2,331
Special agents.....					1	2,660
Total permanent, departmental.....					389	811,810
Deduct lapses.....						15,237
Net permanent, departmental.....						796,573
Temporary employees, departmental.....						513,223
All personal services, departmental.....						1,309,796
PERSONAL SERVICES, FIELD						
Temporary employees, field (enumerators and special agents, per diem and piece price 1 to 2 months).....					104	18,222
Monograph, personal services (contract).....						4,980
Transcripts of birth and death records, piece-price payments.....						43,251
Transcripts of marriage and divorce records, piece-price payments.....						6,134
Periodical reports of cotton, piece-price payments.....						197,643
All personal services, field.....					104	270,230
Total, departmental and field.....						1,580,026
Deduct legislative reductions.....						127,498
01 Personal services (net).....						1,452,528
OTHER OBLIGATIONS						
02 Supplies and materials.....						6,153
05 Communication service.....						7,830
06 Travel expenses.....						20,748
07 Transportation-of-things service.....						223
11 Rents.....						2,179
12 Repairs and alterations.....						1,981
13 Special and miscellaneous.....						238
30 Equipment.....						4,749
Total other obligations.....						44,101
Grand total obligations.....						1,496,629
Deduct Fifteenth Census appropriations made available for 1933.....						-1,700,388
Estimated savings and unobligated balances.....						203,759

¹ Includes \$86,000 made available until June 30, 1933.

Census of Agriculture:

For salaries and necessary expenses for preparing for, taking, compiling, and publishing the Census of Agriculture of the United States for 1935, including rent of quarters in and outside the District of Columbia; salaries of employees in the District of Columbia and elsewhere, including temporary employees in the District of Columbia who may be appointed by the Director of the Census under civil-service rules for any period not extending beyond December 31, 1936, at rates of pay to be fixed by the Director of the Census without regard to the provisions of the Classification Act as amended: Provided, That such temporary employees in the District of Columbia may be allowed leave of absence with pay at the rate of one and one fourth days per month; for the employment by contract of personal services for the preparation of monographs in connection with the Census of Agriculture; for the compensation of supervisors, supervisors' clerks, special agents, enumerators, and interpreters, and for the necessary traveling expenses of such field employees and of detailed employees of the Bureau; the purchase of supplies and equipment, including books of reference, periodicals, maps, manuscripts, street-car fares, punch cards and materials; the purchase, rental, repair, and exchange of typewriters, calculating machines, punching, tabulating and sorting machines, and other office appliances; the construction of punching, tabulating, and sorting machines, including technical, mechanical, and other services in connection therewith, whether in the District of Columbia or elsewhere; purchase and exchange of motor trucks, first-

aid outfits, and all other miscellaneous items and necessary expenses not included in the foregoing; printing and binding at the Government Printing Office, \$2,270,000, to continue available until December 31, 1936 (U.S.C., Supp. VI, title 13, sec. 216) (submitted).

Estimate 1935, \$2,270,000

By objects	Obligations					
	Estimate, 1935		Estimate, 1934		Actual, 1933	
PERSONAL SERVICES, DEPARTMENTAL	Posi- tions	Av. salary	Posi- tions	Av. salary	Posi- tions	Av. salary
Temporary clerks and operatives, \$1,200- \$1,600 per annum and piece price	300	\$100,000				
PERSONAL SERVICES, FIELD						
Supervisor, \$600 and 1 cent per farm	225	200,000				
Supervisor's assistants, clerks, etc., \$3-\$5 per diem	600	200,000				
Enumerators and interpreters, \$4-\$5 per diem and piece price	{ 25,000	1,800,000				
All personal services, field	{ 25,825	2,200,000				
All personal services, departmental and field	{ 26,125	2,300,000				
Deduct legislative reductions		230,000				
01 Personal services, net		2,070,000				
OTHER OBLIGATIONS						
02 Supplies and materials		50,000				
05 Communication service		10,000				
06 Travel expenses		50,000				
08 Printing		75,000				
11 Rents		15,000				
Total other obligations		200,000				
Grand total obligations		2,270,000				

Total, Bureau of the Census, annual appropriations, general fund:

Estimate 1935, \$3,863,500. Appropriated 1934, \$1,903,000.

BUREAU OF NAVIGATION AND STEAMBOAT INSPECTION

Salaries and Expenses, Bureau of Navigation and Steamboat Inspection—

Departmental salaries: For the director and other personal services in the District of Columbia, [\$97,000] \$96,057.

Salaries and general expenses: For salaries of shipping commissioners and employees in their offices; salaries for steamboat inspection as authorized by law, including clerks to boards of steamboat inspectors; to enable the Secretary of Commerce to provide and operate such motor boats and employ such persons (including temporary employees) as may be necessary for the enforcement, under his direction, of laws relating to navigation and inspection of vessels, boarding of vessels, counting of passengers on excursion boats, and to prevent overcrowding of passenger and excursion boats; to enable the Secretary of Commerce to carry out the provisions of the Act entitled "An Act to establish load lines for American vessels, and for other purposes", approved March 2, 1929 (U.S.C., Supp. VI, title 46, secs. 85-85g), and to secure uniformity in the admeasurement of vessels, including personal services; fees to witnesses; traveling expenses of the personnel of the bureau and field offices; materials, supplies, equipment, and services, including rent and janitor service; purchase, exchange, and repair of instruments; plans and specifications; insignia, braid, and chin straps; coats, caps, and aprons for stewards' departments on vessels; and other incidental expenses of field offices, including contract stenographic reporting services without reference to section 3709 of the Revised Statutes (U.S.C., title 41, sec. 5), [\$1,308,000] \$1,241,695 (U.S.C., title 5, secs. 591, 597, 600; title 46, secs. 1-5, 71-82, 329, 331, 361, 440, 452, 453, 511-520, 541; act Mar. 1, 1933, 47 Stat., pp. 1393-1394).

Annual appropriations, general fund:

Estimate 1935, \$1,337,752 Appropriated 1934, \$1,405,000

Salaries and Expenses, Bureau of Navigation and Steamboat Inspection—Continued.

By objects	Obligations					
	Estimate, 1935		Estimate, 1934		Actual, 1933	
	Posi- tions	Av. salary	Posi- tions	Av. salary	Posi- tions	Av. salary
PERSONAL SERVICES, DEPARTMENTAL						
Clerical, administrative, and fiscal service:						
Grade 15. Director.....	1	\$8,000	1	\$8,000		
Grade 14. Executive officer.....	2	7,500	2	7,500	2	\$7,500
Grade 9. Assistant adjuster of admeas- urements.....	1	3,200	1	3,200	1	3,200
Grade 8. Chief of tonnage division.....	1	2,900	1	2,900	1	2,900
Grade 7. Assistant administrative offi- cer.....	2	3,000	2	3,000	2	3,000
Grade 6. Principal clerk.....	2	2,300	2	2,300	2	2,300
Grade 5. Senior clerk.....	1	2,000	1	2,000	1	2,000
Senior clerk-stenographer.....	2	2,250	2	2,250	2	2,250
Grade 4. Mail clerk.....	1	2,160	1	2,160	1	2,160
Main clerk-stenographer.....	2	1,980	2	1,980	2	1,980
Main accountant.....	3	1,860	3	1,860	3	1,860
Principal stenographer.....	1	1,920	1	1,920	1	1,920
Principal file clerk.....	1	1,980	1	1,980	1	1,980
Clerks.....	3	1,800	3	1,800	3	1,800
Grade 3. Numbering and research clerk.....	1	1,920	1	1,920	1	1,920
Assistant accountant.....	1	1,860	1	1,860	1	1,860
Assistant stenographer.....	5	1,740	5	1,740	5	1,740
Junior mail clerk.....	1	1,800	1	1,800	1	1,800
Assistant clerk.....	3	1,680	3	1,680	3	1,680
Grade 2. Junior statistician.....	1	1,620	1	1,620	1	1,620
Junior clerk.....	10	1,499	10	1,499	11	1,493
Professional service:						
Grade 6. Technical expert.....	1	5,800	1	5,800	1	5,800
Grade 4. Assistant technical expert.....	1	3,800	1	3,800	1	3,800
Grade 1. Junior naval architect.....	1	2,000	1	2,000	1	2,000
Custodial service:						
Grade 3. Messenger.....	3	1,365	3	1,365	3	1,365
Total permanent, departmental.....	51	118,820	51	118,820	51	112,260
Deduct administrative furloughs and lapses.....		12,090		12,090		6,007
Net permanent, departmental.....		106,730		106,730		106,253
PERSONAL SERVICES, FIELD						
Grade 12. Shipping commissioner.....	1	5,000	1	5,000	1	5,000
Loadlines supervisor.....	1	4,600	1	4,600	1	4,600
Grade 11. Adjuster of admeasurements.....	1	4,600	1	4,600	1	4,600
Navigation officer.....	1	3,800	1	3,800	1	3,800
Shipping commissioner.....	2	4,400	2	4,400	3	4,200
Supervising inspector.....	7	4,400	7	4,400	7	4,400
Grade 10. Traveling inspector.....	6	3,983	6	3,983	6	3,983
Local inspector.....	2	3,500	2	3,500	2	3,500
Grade 9. Navigation officer.....	1	3,700	1	3,700	1	3,700
Deputy shipping commissioner.....	1	3,400	1	3,400	1	3,400
Shipping commissioner.....	4	3,300	4	3,300	4	3,200
Local inspector.....	84	3,321	84	3,321	85	3,321
Grade 8. Navigation officer.....	2	3,150	2	3,150	2	3,385
Master.....	1	2,900	1	2,900	1	2,900
Assistant inspector.....	174	3,016	174	3,016	180	3,016
Grade 7. Shipping commissioner.....	3	2,600	3	2,600	3	2,600
Deputy shipping commissioner.....	3	2,633	3	2,633	3	2,633
Clerk.....	1	3,000	1	3,000	1	3,000
Grade 6. Master.....	3	2,466	3	2,466	3	2,466
Engineer.....	5	2,340	5	2,340	5	2,366
Mate.....	1	2,300	1	2,300	1	2,300
Shipping commissioner.....	3	2,333	3	2,333	2	2,350
Deputy shipping commissioner.....	3	2,300	3	2,300	4	2,350
Clerk.....	2	2,450	2	2,450	2	2,450
Grade 5. Deputy shipping commissioner.....	3	2,100	3	2,100	4	2,166
Clerk.....	1	2,100	1	2,100	1	2,100
Grade 4. Deputy shipping commissioner.....	10	1,980	10	1,980	11	1,980
Clerk.....	24	1,915	24	1,915	24	1,915
Grade 3. Deputy shipping commissioner.....	10	1,780	10	1,780	12	1,730
Clerk.....	29	1,692	29	1,692	29	1,692
Navigation inspector.....	47	236	49	306	51	273
Grade 2. Deputy shipping commissioner.....	7	1,610	7	1,610	7	1,610
Clerk.....	61	1,552	62	1,552	63	1,541
Cook.....	6	1,600	6	1,600	7	1,593
Seaman.....	12	1,500	12	1,500	12	1,490
Janitor.....	1	1,500	1	1,500	1	1,500
Janitor (contract service).....	1	660	1	660	1	660
Janitor (contract service).....	1	300	1	300	1	300
Janitor (contract service).....	1	120	1	120	1	120
Total salaries of permanent positions, field.....		1,268,460		1,274,245		1,308,127
Deduct administrative furlough and lapses.....		41,949		48,187		53,844
Net permanent positions, field.....		1,226,511		1,226,058		1,254,283
Deduct allowance for subsistence furnished.....		11,520		11,520		11,880
Personal services, field (net).....		1,214,991		1,214,538		1,242,403
Total personal services.....		1,321,721		1,321,268		1,348,656
Deduct legislative reductions.....		133,324		201,076		140,505
01 Personal services (net).....		1,188,397		1,120,192		1,208,151

Salaries and Expenses, Bureau of Navigation and Steamboat Inspection—Continued.

By objects	Obligations		
	Estimate, 1935	Estimate, 1934	Actual, 1933
OTHER OBLIGATIONS			
0200 Stationery and office supplies.....	\$1,000	\$1,100	\$1,138
0210 Medical and hospital supplies.....	100	100	
0230 Fuel.....	8,000	8,000	7,525
0240 Wearing apparel.....	50	62	63
0260 Provisions.....	11,520	11,520	9,728
0280 Sundry supplies.....	3,700	3,700	3,840
0290 Materials.....	1,200	1,200	1,482
02 Total, supplies and materials.....	25,570	25,682	23,857
05 Communication service.....	8,290	8,290	8,220
06 Travel expenses.....	75,472	75,813	76,999
07 Freight, transportation of things.....	310	310	302
10 Light.....	115	115	113
11 Rent of buildings and structures.....	21,948	21,948	28,407
12 Repairs and alterations.....	7,175	7,175	13,025
13 Special and miscellaneous expenses.....	2,925	2,925	2,976
30 Equipment, furniture, etc.....	7,550	7,550	7,433
Total other obligations, field.....	149,355	149,808	161,332
Add amount transferred to departmental service.....			1,740
Net total other obligations.....	149,355	149,808	163,072
Grand total obligations.....	1,337,752	1,270,000	1,371,223
Received by transfer from Air Navigation facilities.....			-60,000
Net total obligations.....	1,337,752	1,270,000	1,311,223
Estimated savings and unobligated balances.....		135,000	164,942
Total, estimate or appropriation.....	1,337,752	1,405,000	1,476,165
BY PROJECTS AND ACTIVITIES			
1. Office administration.....	148,121	123,490	122,853
2. Loadlines and admeasurement.....	9,720	8,359	8,280
3. Enforcement of navigation laws.....	91,651	82,176	89,660
4. Preventing overcrowding of passenger vessels.....	12,000	14,126	13,652
5. Shipping Commissioner service.....	145,663	123,287	134,443
6. Boiler inspection.....	477,298	418,933	454,176
7. Hull inspection.....	477,360	413,433	451,052
8. Licensing of officers and certificating of able seamen and lifeboat men.....	30,828	23,120	26,514
9. Investigations of casualties and trials of licensed officers.....	30,242	22,677	26,095
10. Stability.....	21,617	17,442	18,530
11. Steel inspection (at mills).....	6,447	5,426	6,297
12. Life preservers and ring buoys (at factory).....	4,825	4,014	4,670
13. Reexamination of vessels.....	5,910	5,245	5,811
14. Formulation of piping and electrical codes, etc.....	5,494	4,768	5,320
15. Board work and executive committee work.....	3,900	3,504	3,870
Total.....	1,471,076	1,270,000	1,371,223
Deduct legislative reductions.....	133,324		
Net total.....	1,337,752	1,270,000	1,371,223

National Industrial Recovery—

By objects	Obligations		
	Estimate, 1935	Estimate, 1934	Actual, 1933
30 Equipment.....		\$30,000	
Received by transfer from Federal Emergency Administration of Public Works.....		-30,000	
Total estimate or appropriation.....			

Miscellaneous indefinite appropriations:

Refunding Penalties or Charges Erroneously Exacted (Commerce)
(U.S.C., title 5, sec. 600; title 18, sec. 643).

Refunding Moneys Erroneously Received and Covered (Commerce)
(U.S.C., title 31, sec. 711).

Estimate 1935, **\$3,000** Appropriated 1934, **\$3,000**

5300 Refunds of fines, penalties, and forfeitures: Obligations—1935, \$3,000; 1934, \$3,000; 1933, \$1,988 (unobligated balance \$1,012).

Total, Bureau of Navigation and Steamboat Inspection,
general fund:

Estimate 1935, **\$1,340,752** Appropriated 1934, **\$1,408,000**

Trust fund:

Wages and Effects of American Seamen, Department of Commerce—

For the payment of claims on account of unclaimed wages of seamen and funds representing proceeds of sale of seamen's unclaimed effects, coming into the hands of United States shipping commissioners or collectors of customs acting as such, and not required by law (secs. 4538-4543, 4604, Revised Statutes) to be remitted to district courts (decision of Comptroller General, Sept. 20, 1932, A-8034).

Estimate 1935, **\$1,000**

Appropriated 1934, **\$1,000**

52 Payment of unclaimed wages of seamen and proceeds from sale of seamen's unclaimed effects: Obligations—1935, \$1,000; 1934, \$1,000.

Total, Bureau of Navigation and Steamboat Inspection,
general and trust funds:

Estimate 1935, **\$1,341,752**

Appropriated 1934, **\$1,409,000**

BUREAU OF STANDARDS

Salaries, Bureau of Standards—

Salaries: For the director and other personal services in the District of Columbia, **[\$600,000]** \$589,090 (U.S.C., title 5, secs. 591, 597; title 15, secs. 271-278; act Mar. 1, 1933, 47 Stat., p. 1394).

Estimate 1935, **\$589,090**

Appropriated 1934, **\$600,000**

By objects	Obligations			
	Estimate, 1935	Estimate, 1934	Actual, 1933	
PERSONAL SERVICES, DEPARTMENTAL				
Professional service:	Posi- Av. tions salary	Posi- Av. tions salary	Posi- Av. tions salary	
Grade 8. Director.....	1 \$8,000	1 \$8,000	0.1 \$8,000	
Grade 7. Chief of division.....	3 6,500	3 6,500	2.9 6,500	
Grade 6. Chief of division.....	4 6,200	4 6,200	2 6,200	
Principal scientist.....	17 5,828	17.9 5,828	12.5 5,871	
Grade 5. Chief of division.....	1 5,200	1 5,200	1 5,200	
Assistant to director.....	1 5,000	1 5,000	1 5,000	
Senior scientist.....	19 4,851	20.2 4,851	14.7 4,835	
Grade 4. Scientist.....	13 3,995	13.3 3,995	12 3,980	
Associate librarian.....	1 3,500	1 3,500	1 3,500	
Associate scientist.....	17 3,344	18.4 3,344	23.1 3,350	
Grade 2. Assistant scientist.....	13 2,759	13.6 2,759	16.3 2,745	
Grade 1. Junior scientist.....	17.3 2,212	18.3 2,212	23.9 2,161	
Subprofessional service:				
Grade 7. Principal scientific aide.....	1.5 2,441	1.7 2,441	1.8 2,450	
Principal mechanic.....	1.5 2,742	1.9 2,742	2.2 2,692	
Grade 6. Senior scientific aid.....	4 2,325	4 2,325	4 2,267	
Senior librarian.....	1 2,300	1 2,300	1 2,300	
Senior mechanic.....	6 2,466	6 2,466	7 2,280	
Grade 5. Scientific aid.....	2 1,950	2.2 1,950	4 1,814	
Mechanic.....	1.5 1,753	1.8 1,753	4.1 1,704	
Grade 4. Assistant scientific aid.....	9 1,460	9 1,460	12.6 1,478	
Grade 3. Junior scientific aid.....	6.4 1,278	6.6 1,278	17.8 1,283	
Grade 2. Under laboratory apprentice.....	5 1,055	5.2 1,055	10.8 1,059	
Grade 1. Minor laboratory apprentice.....				
Clerical, administrative, and fiscal service:				
Grade 11. Chief of division.....	1 4,200	1 4,200	1 4,200	
Grade 10. Senior administrative officer.....	1 4,100	1 4,100	1 4,100	
Grade 9. Administrative assistant.....	1 3,800	1 3,800	1 3,800	
Grade 7. Assistant administrative assistant.....	2 3,150	2 3,150	3.9 3,078	
Grade 6. Principal clerk.....	4 2,575	4 2,575	3.5 2,570	
Grade 5. Senior clerk.....	4 2,350	4 2,350	5.7 2,349	
Grade 4. Clerk.....	6 2,040	6 2,040	2.9 2,061	
Grade 3. Assistant clerk.....	3.3 1,877	3.5 1,877	4.3 1,825	
Grade 2. Telephone operator.....	1 1,620	1 1,620	1 1,620	
Junior clerk.....	7 1,534	7 1,534	7.2 1,536	
Grade 1. Telephone operator.....	1 1,620	1 1,620	1 1,620	
Underclerk.....	3 1,400	3 1,400	3.8 1,360	
Custodial service:				
Grade 10. Chief mechanical superintendent.....	1 2,600	1 2,600	1 2,600	
Grade 9. Principal mechanic.....	2 2,750	2 2,750	2 2,750	
Grade 8. Senior mechanic.....	1 2,500	1 2,500	1 2,500	
Grade 7. Mechanic.....	6 2,052	6.6 2,052	6.2 2,012	
Grade 6. Assistant mechanic.....	2 1,880	3 1,880	4.9 1,871	
Grade 5. Guard.....	1 1,500	1 1,500	1 1,500	
Grade 4. Foreman of laborers.....	1 1,320	1 1,320	1 1,320	
Head messenger.....	1 1,380	1 1,380	1 1,380	
Undermechanic.....	6 1,440	6 1,440	6 1,440	
Grade 3. Minor mechanic.....	7.7 1,329	7.7 1,329	4 1,380	
Guard.....	6 1,440	6 1,440	7.4 1,258	
Grade 2. Messenger.....	3 1,140	3 1,140	3 1,120	
Junior laborer.....	8.9 1,191	8.9 1,191	16.2 1,177	
Total permanent, departmental.....	226.1 654,545	234.8 681,818	274.8 694,369	
Deduct lapses and administrative furloughs.....		27,273	11,582	
Net permanent, departmental.....	654,545	654,545	682,787	
Deduct legislative reductions.....	65,455	98,181	74,972	
01 Personal services (net).....	589,090	556,364	607,815	

Salaries, Bureau of Standards—Continued.

By objects	Obligations		
	Estimate, 1935	Estimate, 1934	Actual, 1933
PERSONAL SERVICES, DEPARTMENTAL—CON.			
Received by transfer from "Air navigation facilities".....			—\$40,000
Net total obligations.....	\$589,090	\$556,364	567,815
Estimated savings and unobligated balances.....		43,636	77,185
Total estimate or appropriation.....	589,090	600,000	645,000
BY ACTIVITIES OR PROJECTS			
1. General administration.....	75,927	64,538	66,412
2. Operation and care of plant and buildings.....	69,675	59,224	69,320
3. Shop supervisory.....	16,974	14,428	19,451
<i>Fundamental researches, maintenance of standards, general testing</i>			
4. Electrical.....	99,816	84,844	90,105
5. Weights and measures.....	49,000	41,650	44,944
6. Heat and power.....	76,214	64,783	61,744
7. Optics.....	73,223	62,239	69,470
8. Chemistry.....	78,940	67,099	73,584
9. Mechanics and sound.....	34,030	28,925	28,426
10. Organic and fibrous materials.....	41,730	35,470	42,989
11. Metallurgy.....	34,938	29,697	37,818
12. Clay and silicate products.....	4,078	3,467	3,552
Total.....	654,545	556,364	607,815
Deduct legislative reductions.....	65,455		
Net, total.....	589,090	556,364	607,815

Equipment, Bureau of Standards—

Equipment: For apparatus, machinery, tools, and appliances used in connection with buildings or work of the bureau, typewriters, adding machines, and other labor-saving devices, laboratory supplies, materials, and supplies used in the construction of apparatus, machinery, or other appliances, including their exchange; piping, wiring, and construction incident to the installation of apparatus, machinery, or appliances; furniture for laboratories and offices, cases for apparatus, **[\$80,000]** \$50,000, including **[\$18,000]** \$17,000 for repairs and necessary alterations to buildings (*U.S.C., title 5, secs. 591, 597; title 15, secs. 271–278; act Mar. 1, 1933, 47 Stat., p. 1394*).

Estimate 1935, **\$50,000**Appropriated 1934, **\$80,000**

By objects	Obligations		
	Estimate, 1935	Estimate, 1934	Actual, 1933
02 Supplies and materials.....	\$16,000	\$16,000	\$26,682
10 Furnishing heat, light, and power.....	8,000	8,000	10,110
12 Repairs and alterations.....	17,000	17,000	18,120
30 Equipment.....	9,000	19,000	24,683
Total obligations.....	50,000	60,000	79,595
Estimated savings and unobligated balances.....		20,000	405
Total estimate or appropriation.....	50,000	80,000	80,000

National Industrial Recovery, Bureau of Standards, Equipment—

By objects	Obligations					
	Estimate, 1935		Estimate, 1934		Actual, 1933	
PERSONAL SERVICES, DEPARTMENTAL	Posi- tions	Av. salary	Posi- tions	Av. salary	Posi- tions	Av. salary
Professional service:						
Grade 5. Senior scientist.....			0.7	\$4,600		
Grade 1. Junior scientist.....			0.7	2,200		
Subprofessional service:						
Grade 7. Principal mechanic.....			1	2,600		
Grade 4. Assistant mechanic.....			1	1,680		
Custodial service:						
Grade 9. Principal mechanic.....			0.5	2,300		
Grade 7. Mechanic.....			5	1,940		
Grade 6. Assistant mechanic.....			2	1,560		
Grade 3. Minor mechanic.....			3.7	1,230		
Total permanent, departmental.....			14.6	27,561		
Deduct legislative reductions in compensa- tion.....				4,134		
01 Personal services (net).....				23,427		

National Industrial Recovery, Bureau of Standards, Equipment—Continued.

By objects	Obligations		
	Estimate, 1935	Estimate, 1934	Actual, 1933
OTHER OBLIGATIONS			
	Posi- tions	Av. salary	Posi- tions
02 Supplies and materials.....			\$7,048
12 Repairs and alterations.....			33,025
30 Equipment.....			16,000
Total other obligations.....			56,073
Grand total, obligations.....			79,500
Received by transfer from Federal Emergency Administration of Public Works.....			—79,500
Total estimate or appropriation.....			
BY ACTIVITIES OR PROJECTS			
P. W. A.			
No.			
6. Roof repairs.....			1,500
7. Plastering.....			7,000
8. Sash replacements.....			2,000
9. Painting, exterior and interior.....			10,500
10. Caulking stone.....			500
11. Masonry repairs.....			500
12. Tunnel repairs.....			200
13. Door replacements.....			700
14. Sprinkler installation.....			3,000
15. Piping replacements.....			7,000
16. Floor repairs.....			1,000
17. Fire escapes.....			4,000
18. Replacing obsolete equipment.....			10,000
19. Permanent electric wiring.....			18,000
20. Air filter.....			6,000
21. Structural changes to reduce fire hazards.....			7,600
Total.....			79,500

General Expenses, Bureau of Standards—

General expenses: For fuel for heat, light, and power; office expenses, stationery, cleaning and toilet supplies, books and periodicals, which may be exchanged when not needed for permanent use; traveling expenses; street-car fares not exceeding \$100; expenses of the visiting committee; expenses of attendance of American member at the meeting of the International Committee of Weights and Measures; purchase of gloves, goggles, rubber boots, and aprons; supplies for operation, maintenance, and repair of motor trucks and a passenger automobile for official use, including their exchange; and contingencies of all kinds, **[\$64,000]** \$44,000 (*U.S.C., title 5, secs. 591, 597; title 15, secs. 271–278; act Mar. 1, 1933, 47 Stat., p. 1394*).

Estimate 1935, **\$44,000**Appropriated 1934, **\$64,000**

By objects	Obligations		
	Estimate, 1935	Estimate, 1934	Actual, 1933
02 Supplies and materials.....	\$23,400	\$23,400	\$29,355
05 Communication service.....	4,100	4,100	4,621
06 Travel expenses.....	2,000	2,000	3,429
07 Transportation of things (service).....	700	700	1,065
08 Printing and binding, lithographing.....			11
10 Furnishing heat, light, and power.....	8,750	8,750	9,768
12 Repairs and alterations.....	150	150	143
13 Special and miscellaneous current expenses.....	800	800	1,048
30 Equipment.....	4,100	4,100	5,003
Total obligations.....	44,000	44,000	54,443
Estimated savings and unobligated balances.....		20,000	5,557
Total estimate or appropriation.....	44,000	64,000	60,000

Improvement and Care of Grounds, Bureau of Standards—

Improvement and care of grounds: For grading, construction of roads and walks, piping grounds for water supply, lamps, wiring for lighting purposes, and other expenses incident to the improvement and care of grounds, including foreman and laborers in the District of Columbia, **[\$11,220]** \$6,827 (*U.S.C., title 5, secs. 591, 597; title 15, secs. 271–278; act Mar. 1, 1933, 47 Stat., p. 1394*).

Estimate 1935, **\$6,827**Appropriated 1934, **\$11,220**

Improvement and Care of Grounds, Bureau of Standards—Contd.

By objects	Obligations					
	Estimate, 1935		Estimate, 1934		Actual, 1933	
PERSONAL SERVICES, DEPARTMENTAL	Posi- tions	Av. salary	Posi- tions	Av. salary	Posi- tions	Av. salary
Subprofessional service:						
Grade 6. Senior foreman gardener.....	1	\$2,200	1	\$2,200	1	\$2,200
Custodial service:						
Grade 3. Laborer.....	3.6	1,335	4.1	1,365	7	1,302
Total permanent, departmental.....	4.6	7,030	5.1	7,843	8	11,286
Deduct lapses and administrative furloughs.....				314		155
Net permanent, departmental.....		7,030		7,529		11,131
Deduct legislative reductions.....		703		1,129		1,336
Total cash paid salaries and wages.....		6,327		6,400		9,795
Deduct amount included in objects below.....		2,100		2,200		3,900
01 Personal services (net).....		4,227		4,200		5,895
OTHER OBLIGATIONS						
02 Supplies and materials.....		200		200		225
07 Transportation of things (service).....						56
12 Repairs and alterations.....		100		100		196
30 Equipment.....		200		200		633
32 Nonstructural land improvements.....		2,100		2,200		4,542
Total other obligations.....		2,600		2,700		5,652
Grand total obligations.....		6,827		6,900		11,547
Received by transfer from "Air navigation facilities".....						-900
Net total obligations.....		6,827		6,900		10,647
Estimated savings and unobligated balances.....				4,320		1,353
Total estimate or appropriation.....		6,827		11,220		12,000

National Industrial Recovery, Bureau of Standards, Improvement and Care of Grounds—

By objects	Obligations					
	Estimate, 1935		Estimate, 1934		Actual, 1933	
PERSONAL SERVICES, DEPARTMENTAL	Posi- tions	Av. salary	Posi- tions	Av. salary	Posi- tions	Av. salary
Professional service:						
Grade 5. Senior scientist.....			0.3	\$4,600		
Grade 1. Junior scientist.....			0.3	2,200		
Custodial service:						
Grade 3. Minor mechanic.....			0.3	1,230		
Total permanent, departmental.....			0.9	2,409		
Deduct legislative reductions.....				361		
01 Personal services (net).....				2,048		
OTHER OBLIGATIONS						
02 Supplies and materials.....				2,952		
13 Special and miscellaneous current expenses.....				500		
32 Structures and parts, and nonstructural improvements to land (includes fixed equipment).....				15,000		
Total other obligations.....				18,452		
Grand total obligations.....				20,500		
Received by transfer from Federal Emergency Administration of Public Works.....				-20,500		
Total estimate or appropriation.....						
By ACTIVITIES OR PROJECTS						
P. W. A.						
1. Walks.....				500		
2. Water mains.....				7,500		
3. Retaining walls.....				7,000		
4. Storm sewers.....				5,000		
5. Removal of rubbish from dump.....				500		
Total.....				20,500		

Testing Structural Materials, Bureau of Standards—

Testing structural materials: For continuation of the investigation of structural materials, such as stone, clays, cement, and so forth, including personal services in the District of Columbia and in the field, **\$255,000** *\$126,414*: *Provided*, That as much of this sum as necessary shall be used to collect and disseminate such scientific, practical, and statistical information as may be procured,

showing or tending to show approved methods in building, planning and construction, standardization, and adaptability of structural units, including building materials and codes, economy in the manufacture and utilization of building materials and supplies, and such other matters as may tend to encourage, improve, and cheapen construction and housing (*U.S.C., title 5, secs. 591, 597; title 15, secs. 271-278; act Mar. 1, 1933, 47 Stat., p. 1394*).

Estimate 1935, **\$126,414**Appropriated 1934, **\$255,000**

By objects	Obligations					
	Estimate, 1935		Estimate, 1934		Actual, 1933	
PERSONAL SERVICES, DEPARTMENTAL	Posi- tions	Av. salary	Posi- tions	Av. salary	Posi- tions	Av. salary
Professional service:						
Grade 7. Chief of division.....	1	\$7,000	1	\$7,000	1	\$7,000
Grade 6. Principal scientist.....	1	5,600	1	5,600	1.2	5,657
Grade 5. Senior scientist.....	1	4,600	1.1	4,600	3.7	4,768
Grade 4. Scientist.....	2	3,933	3	3,933	4.1	3,898
Grade 3. Associate scientist.....	5	3,432	7.1	3,432	10.1	3,350
Grade 2. Assistant scientist.....	6	2,687	9	2,687	8.1	2,747
Grade 1. Junior scientist.....	17	2,086	22.8	2,086	23.8	2,073
Subprofessional service:						
Grade 7. Principal scientific aid.....					1	2,667
Grade 6. Draftsman.....	1	2,100	1	2,100	0.9	2,100
Grade 5. Senior scientific aid.....	1	2,200	1	2,200	1.4	2,094
Grade 4. Scientific aid.....	1	1,800	1	1,800	1.3	1,800
Grade 3. Assistant scientific aid.....	3	1,752	5	1,752	4.1	1,728
Grade 2. Junior scientific aid.....	3	1,455	4	1,455	3.1	1,440
Grade 1. Minor laboratory apprentice.....	2	1,350	2	1,350	2	1,350
Clerical, administrative, and fiscal service:						
Grade 13. Chief of division.....	1	5,600	1	5,600	1	5,600
Grade 11. Principal business specialist.....					1.8	3,982
Grade 9. Business specialist.....					1.5	3,200
Grade 7. Assistant business specialist.....					1	2,700
Grade 5. Senior clerk.....	2	2,350	2	2,350	6.5	2,149
Grade 4. Clerk.....	2	2,052	2.5	2,052	9.2	1,975
Grade 3. Assistant clerk.....	2	1,742	2.3	1,742	7.2	1,745
Grade 2. Junior clerk.....					8	1,493
Custodial service:						
Grade 5. Junior mechanic.....	1	1,620	1	1,620	1	1,620
Grade 3. Minor mechanic.....	2	1,260	3	1,260	3.9	1,321
Grade 2. Junior laborer.....	2	1,200	2	1,200	2.1	1,195
Total permanent, departmental.....	57	137,912	73.8	177,302	110	264,308
Deduct lapses and administrative furloughs.....				7,096		4,668
Net permanent, departmental.....		137,912		170,206		259,640
PERSONAL SERVICES, FIELD						
Professional service:						
Grade 4. Scientist.....	1	3,800	1	3,800	1	3,800
Grade 1. Junior scientist.....	6	2,133	6	2,133	6	2,139
Subprofessional service:						
Grade 7. Cement inspector.....	2	2,700	2	2,700	2	2,700
Grade 4. Cement inspector.....	3.3	1,770	4	1,770	4.2	1,777
Grade 3. Cement inspector.....	1	1,500	1	1,500	2.1	1,404
Total permanent, field.....	13.3	29,359	14	30,578	15.3	32,428
Deduct lapses and administrative furloughs.....				1,219		445
Net permanent, field.....		29,359		29,359		31,983
Total, departmental and field.....		167,271		199,565		291,623
Deduct legislative reductions.....		16,727		29,935		32,225
01 Personal services (net).....		150,544		169,630		259,398
OTHER OBLIGATIONS						
02 Supplies and materials.....		7,220		9,720		4,970
04 Storage and care of vehicles.....		50		50		42
05 Communication service.....		150		150		177
06 Travel expenses.....		3,500		4,000		3,326
07 Transportation of things (service).....		750		750		1,060
08 Printing and binding, lithographing.....						26
10 Furnishing heat, light, and power.....		1,000		1,000		1,287
11 Rents.....		600		600		600
12 Repairs and alterations.....		100		100		73
13 Special and miscellaneous current expenses.....		6,500		7,500		6,654
30 Equipment.....		5,500		5,500		6,635
Total other obligations.....		25,370		29,370		24,850
Grand total obligations.....		175,914		199,000		284,248
Received by reimbursement from Treasury Department, Office of Supervising Architect, "Sites and construction, public buildings".....		-22,500		-50,000		-54,878
Received by reimbursement from Arlington Memorial Commission.....						-509
Received by reimbursement from District of Columbia, "Gasoline tax, road and street improvement".....		-27,000		-30,000		
Net total obligations.....		126,414		119,000		228,861
Estimated savings and unobligated balances.....				136,000		41,139
Total estimate or appropriation.....		126,414		255,000		270,000

Testing Structural Materials, Bureau of Standards—Continued.

By activities or projects	Obligations		
	Estimate, 1935	Estimate, 1934	Actual, 1933
1. Roofing.....	\$1,822	\$1,552	\$2,437
2. Chemical tests of cements and metals.....	24,490	22,520	27,172
3. Building materials (engineering).....	4,771	4,139	4,161
4. Metallurgical testing.....	1,215	1,035	10,148
5. Building and housing.....	6,959	6,002	76,394
6. Cements, granites, concretes.....	153,384	163,752	163,936
Total.....	192,641	199,000	284,248
Deduct legislative reductions.....	16,727		
Net total.....	175,914	199,000	284,248

Testing Machines, Bureau of Standards—

Testing machines: For maintenance and operation of testing machines, including personal service in connection therewith in the District of Columbia and in the field, for the determination by the Bureau of Standards of the physical constants and the properties of materials as authorized by law, **[\$41,455]** \$26,623 (U.S.C., title 5, secs. 591, 597; title 15, secs. 271-278; act Mar. 1, 1933, 47 Stat., p. 1394).

Estimate 1935, **\$26,623**Appropriated 1934, **\$41,455**

By objects	Obligations					
	Estimate, 1935		Estimate, 1934		Actual, 1933	
PERSONAL SERVICES, DEPARTMENTAL	Posi- tions	Av. salary	Posi- tions	Av. salary	Posi- tions	Av. salary
Professional service:						
Grade 6. Principal scientist.....	1	\$6,000	1.1	\$6,000	1	\$6,000
Grade 5. Senior scientist.....	1	4,600	1	4,600	1	4,600
Grade 3. Associate scientist.....	0.2	3,650	0.2	3,650		
Grade 2. Assistant scientist.....	0.3	2,600	0.3	2,600	2	2,600
Grade 1. Junior scientist.....	1.2	2,217	1.4	2,217	4.8	2,177
Subprofessional service:						
Grade 8. Chief scientific aid.....					0.2	2,900
Grade 6. Senior mechanic.....	1	2,600	1	2,600	1.7	2,600
Grade 5. Scientific aid.....	2	2,070	2	2,070	2	2,070
Grade 4. Assistant scientific aid.....			0.1	1,620	0.5	1,740
Grade 3. Junior scientific aid.....	1	1,680	1	1,680	1	1,680
Grade 2. Under laboratory apprentice.....	1	1,320	1	1,320	1	1,320
Clerical, administrative, and fiscal service:						
Grade 7. Assistant administrative as- sistant.....					0.2	3,000
Grade 2. Junior clerk.....	1	1,440	1	1,440	1	1,440
Custodial service:						
Grade 2. Junior laborer.....	2	1,260	2	1,260	2	1,260
Total permanent, departmental.....	11.7	28,470	12.1	29,656	18.4	43,877
Deduct lapses and administrative furloughs.....				1,186		601
Net permanent, departmental.....		28,470		28,470		43,276
Deduct legislative reductions.....		2,847		4,270		5,093
Total cash paid, salaries and wages.....		25,623		24,200		38,183
Deduct amount included in objects below.....		1,500		1,500		2,300
01 Personal services (net).....		24,123		22,700		35,883
OTHER OBLIGATIONS						
02 Supplies and materials.....		250		250		377
06 Travel expenses.....		100		100		252
30 Equipment.....		2,150		2,150		4,226
Total other obligations.....		2,500		2,500		4,855
Grand total obligations.....		26,623		25,200		40,738
Received by transfer from "Air navigation facilities".....						-1,050
Received by reimbursement from War Department, Bureau of Engineering, "Maintenance and improvement of rivers and harbor works".....						-227
Net total obligations.....		26,623		25,200		39,461
Estimated savings and unobligated bal- ances.....				16,255		5,539
Total estimate or appropriation.....		26,623		41,455		45,000
BY ACTIVITIES OR PROJECTS						
1. Research, testing, specifications, and in- formation to Government departments and the public.....		21,289		18,207		23,540
2. Maintenance of testing machines.....		4,056		3,465		9,050
3. Development of test methods and equip- ment.....		4,125		3,525		8,148
Total.....		29,470		25,200		40,738
Deduct legislative reductions.....		2,847				
Net total.....		26,623		25,200		40,738

Investigation of Fire-Resisting Properties, Bureau of Standards—

Investigation of fire-resisting properties: For investigation of fire-resisting properties of building materials and conditions under which they may be most efficiently used, and for the standardiza-
tion of types of appliances for fire prevention, including personal
services in the District of Columbia and in the field, **[\$23,340]**
\$15,318 (U.S.C., title 5, secs. 591, 597; title 15, secs. 271-278; act
Mar. 1, 1933, 47 Stat., p. 1395).

Estimate 1935, **\$15,318**Appropriated 1934, **\$23,340**

By objects	Obligations					
	Estimate, 1935		Estimate, 1934		Actual, 1933	
PERSONAL SERVICES, DEPARTMENTAL	Posi- tions	Av. salary	Posi- tions	Av. salary	Posi- tions	Av. salary
Professional service:						
Grade 6. Principal scientist.....	1	\$5,800	1	\$5,800	1	\$5,800
Grade 5. Senior scientist.....	1	4,600	1	4,600	1	4,600
Grade 4. Scientist.....					1	3,800
Grade 3. Associate scientist.....					0.3	3,200
Grade 2. Assistant scientist.....	1	2,800	1	2,800	1.5	2,733
Grade 1. Junior scientist.....					1	2,100
Subprofessional service:						
Grade 5. Scientific aid.....	0.7	1,800	0.8	1,800	1	1,800
Clerical, administrative, and fiscal service:						
Grade 2. Junior clerk.....	0.5	1,620	0.8	1,620	0.7	1,530
Custodial service:						
Grade 6. Assistant mechanic.....					0.2	1,860
Grade 3. Minor mechanic.....	0.9	1,200	1	1,200	2	1,320
Total permanent, departmental.....	5.1	16,353	5.6	17,034	9.7	27,261
Deduct lapses and administrative furloughs.....				681		373
Net permanent, departmental.....		16,353		16,353		26,888
Deduct legislative reductions.....		1,635		2,453		2,908
01 Personal services (net).....		14,718		13,900		23,980
OTHER OBLIGATIONS						
02 Supplies and materials.....		500		500		733
06 Travel expenses.....		50		50		60
13 Special and miscellaneous current ex- penses.....						35
30 Equipment.....		50		50		163
Total other obligations.....		600		600		991
Grand total obligations.....		15,318		14,500		24,971
Received by transfer from "Air navigation facilities".....						-3,030
Net, total obligations.....		15,318		14,500		21,941
Estimated savings and unobligated bal- ances.....				8,840		3,059
Total estimate or appropriation.....		15,318		23,340		25,000
BY ACTIVITIES OR PROJECTS						
1. Tests, formulation of specifications, fire protective information, etc.....		9,417		8,050		15,007
2. Study of fire tests, hazards, causes, etc.....		7,536		6,450		9,964
Total.....		16,953		14,500		24,971
Deduct legislative reductions.....		1,635				
Net total.....		15,318		14,500		24,971

Investigation of Public-Utility Standards, Bureau of Standards—

Investigation of public-utility standards: For investigation of the standards of practice and methods of measurements of public utilities, such as gas, electric light, electric power, water, telephone, central station heating, and electric-railway service, and the solu-
tion of the problems which arise in connection with standards in
such service, including personal services in the District of Columbia
and in the field, **[\$82,810]** \$46,192 (U.S.C., title 5, secs. 591, 597;
title 15, secs. 271-278; act Mar. 1, 1933, 47 Stat., p. 1395).

Estimate 1935, **\$46,192**Appropriated 1934, **\$82,810**

By objects	Obligations					
	Estimate, 1935		Estimate, 1934		Actual, 1933	
PERSONAL SERVICES, DEPARTMENTAL	Posi- tions	Av. salary	Posi- tions	Av. salary	Posi- tions	Av. salary
Professional service:						
Grade 6. Principal scientist.....	3	\$5,800	2	\$5,800	3.7	\$5,745
Grade 5. Senior scientist.....	1	5,200	1	5,200	1.8	4,873
Grade 4. Scientist.....					1	4,000
Grade 3. Associate scientist.....	3	3,488	3.3	3,488	6.8	3,515
Grade 2. Assistant scientist.....	2	2,800	2	2,800	3.8	2,783
Grade 1. Junior scientist.....					2.9	2,000

Investigation of Public-Utility Standards, Bureau of Standards—Con.

By objects	Obligations					
	Estimate, 1935		Estimate, 1934		Actual, 1933	
	Posi- tions	Av. salary	Posi- tions	Av. salary	Posi- tions	Av. salary
PERSONAL SERVICES, DEPARTMENTAL—CON.						
Subprofessional service:						
Grade 6. Senior mechanic.....	1	\$2,100	1	\$2,100	1	\$2,100
Grade 5. Mechanic.....	0.3	1,920	0.6	1,920	1.6	2,084
Grade 4. Assistant scientific aid.....					1	1,680
Grade 2. Under laboratory apprentice.....	1	1,500	1	1,500	1.1	1,500
Grade 1. Minor laboratory apprentice.....					1	1,020
Clerical, administrative, and fiscal service:						
Grade 5. Senior clerk.....	1	2,300	1	2,300	1	2,300
Grade 4. Clerk.....	1	2,100	1	2,100	3.9	1,931
Grade 3. Assistant clerk.....					0.8	1,760
Custodial service:						
Grade 8. Senior mechanic.....	0.9	2,100	0.8	2,100	1	2,100
Total permanent, departmental.....	14.2	49,158	13.7	44,730	32.4	97,377
Deduct lapses and administrative furloughs.....				1,789		1,334
Net permanent, departmental.....		49,158		42,941		96,043
Deduct legislative reductions.....		4,916		6,441		10,475
Total cash paid salaries and wages.....		44,242		36,500		85,568
Deduct amount included in objects below.....		1,500		1,900		3,200
01 Personal services (net).....		42,742		34,600		82,368
OTHER OBLIGATIONS						
02 Supplies and materials.....		750		750		44
06 Travel expenses.....		750		300		619
10 Furnishing heat, light, and power.....		250		250		500
30 Equipment.....		1,700		2,100		3,302
Total other obligations.....		3,450		3,400		4,465
Grand total obligations.....		46,192		38,000		86,833
Received by transfer from "Air navigation facilities".....						-6,300
Received by reimbursement from Treasury Department, Office of Supervising Architect, "Sites and construction, public buildings".....						-367
Received by reimbursement from Department of Agriculture, "Federal-aid highway system, rural post roads".....						-750
Net total obligations.....		46,192		38,000		79,416
Estimated savings and unobligated balances.....				44,810		10,584
Total estimate or appropriation.....		46,192		82,810		90,000
BY ACTIVITIES OR PROJECTS						
1. Study of corrosion on pipe lines.....		12,273		10,485		17,562
2. Telephone service standards and surveys.....		8,926		7,634		16,457
3. Measurement of high voltages, electrical codes, and service rules.....		17,634		9,388		35,203
4. Researches on utilization and properties of gases, standards for gas service, etc.....		12,275		10,493		17,611
Total.....		51,108		38,000		86,833
Deduct legislative reductions.....		4,916				
Net total.....		46,192		38,000		86,833

Testing Miscellaneous Materials, Bureau of Standards—

Testing miscellaneous materials: For testing miscellaneous materials, such as varnish materials, soap materials, inks, and chemicals, including supplies for the Government departments and independent establishments, including personal services in the District of Columbia and in the field, as authorized by law, **[\$37,000] \$24,180 (U.S.C., title 5, secs. 591, 597; title 15, secs. 271-278; act Mar. 1, 1933, 47 Stat., p. 1395).**

Estimate 1935, **\$24,180**Appropriated 1934, **\$37,000**

By objects	Obligations					
	Estimate, 1935		Estimate, 1934		Actual, 1933	
	Posi- tions	Av. salary	Posi- tions	Av. salary	Posi- tions	Av. salary
PERSONAL SERVICES, DEPARTMENTAL						
Professional service:						
Grade 3. Associate scientist.....	1	\$3,200	1	\$3,200	1.4	\$3,200
Grade 2. Assistant scientist.....	3.3	2,800	3.3	2,800	5	2,780
Grade 1. Junior scientist.....	1.4	2,025	1.6	2,025	4.9	2,077
Subprofessional service:						
Grade 6. Senior scientific aid.....	1	2,200	1	2,200	1	2,200
Grade 5. Scientific aid.....	1	1,800	1	1,800	1	1,800
Grade 4. Assistant scientific aid.....	1	1,740	1	1,740	3	1,662
Grade 1. Minor laboratory apprentice.....					0.2	1,020

Testing Miscellaneous Materials, Bureau of Standards—Continued.

By objects	Obligations					
	Estimate, 1935		Estimate, 1934		Actual, 1933	
	Posi- tions	Av. salary	Posi- tions	Av. salary	Posi- tions	Av. salary
PERSONAL SERVICES, DEPARTMENTAL—CON.						
Clerical, administrative, and fiscal service:						
Grade 3. Assistant clerk.....	2	\$1,890	2	\$1,890	2	\$1,890
Custodial service:						
Grade 7. Mechanic.....	0.4	2,040	0.7	2,040	0.5	2,040
Grade 4. Undermechanic.....					0.4	1,560
Total permanent, departmental.....	11.1	25,594	11.6	26,660	19.4	43,162
Deduct lapses and administrative furloughs.....				1,066		591
Net permanent, departmental.....		25,594		25,594		42,571
Deduct legislative reductions.....		2,559		3,839		4,825
01 Personal services (net).....		23,035		21,755		37,746
OTHER OBLIGATIONS						
02 Supplies and materials.....		795		795		15
06 Travel expenses.....		50		50		
12 Repairs and alterations.....		50		50		12
30 Equipment.....		250		250		14
Total other obligations.....		1,145		1,145		41
Grand total obligations.....		24,180		22,900		37,787
Received by transfer from "Air navigation facilities".....						-2,620
Net total obligations.....		24,180		22,900		35,167
Estimated savings and unobligated balances.....				14,100		4,833
Total estimate or appropriation.....		24,180		37,000		40,000
BY ACTIVITIES OR PROJECTS						
1. Testing paints, bituminous materials, cleaning compounds, organic materials, etc.....		25,689		21,990		33,647
2. Research on crystallography and on standard methods of testing chemical reagents.....		1,050		910		4,140
Total.....		26,739		22,900		37,787
Deduct legislative reductions.....		2,559				
Net total.....		24,180		22,900		37,787

Radio Research, Bureau of Standards—

Radio research: For investigation and standardization of methods and instruments employed in radio communication, including personal services in the District of Columbia and in the field, **[\$69,000] \$43,836 (U.S.C., title 5, secs. 591, 597; title 15, secs. 271-278; act Mar. 1, 1933, 47 Stat., p. 1395).**

Estimate 1935, **\$43,836**Appropriated 1934, **\$69,000**

By objects	Obligations					
	Estimate, 1935		Estimate, 1934		Actual, 1933	
	Posi- tions	Av. salary	Posi- tions	Av. salary	Posi- tions	Av. salary
PERSONAL SERVICES, DEPARTMENTAL						
Professional service:						
Grade 6. Principal scientist.....	1	\$6,200	1	\$6,200		
Grade 5. Senior scientist.....					0.2	\$4,800
Grade 4. Scientist.....	1	3,800	1	3,800	1	3,800
Grade 3. Associate scientist.....	1.4	3,200	1.4	3,200	3.3	3,250
Grade 2. Assistant scientist.....	4	2,725	4.1	2,725	7.6	2,696
Grade 1. Junior scientist.....	3	2,200	3	2,200	4	2,190
Subprofessional service:						
Grade 7. Principal scientific aid.....	0.3	2,500	0.3	2,500	0.2	2,500
Grade 6. Senior mechanic.....	1	2,507	1.2	2,507	2.6	2,380
Grade 5. Mechanic.....	1	1,920	1	1,920	1.8	1,920
Grade 4. Assistant scientific aid.....	1	1,860	1	1,860	1	1,860
Grade 3. Junior scientific aid.....					2	1,440
Clerical, administrative, and fiscal service:						
Grade 4. Photographer.....	0.4	1,920	0.4	1,920	0.8	1,920
Clerk.....	0.5	1,920	0.8	1,920	1.2	2,072
Custodial service:						
Grade 7. Mechanic.....			0.1	1,920	1	1,920
Grade 3. Minor mechanic.....			0.1	1,200	2	1,260
Total permanent, departmental.....	14.4	40,706	15.4	42,402	28.7	67,987
Deduct lapses and administrative furloughs.....				1,696		931
Net permanent, departmental.....		40,706		40,706		67,056
Deduct legislative reductions.....		4,070		6,106		7,423
Total cash paid, salaries and wages.....		36,636		34,600		59,633
Deduct amount included in objects below.....		2,400		2,500		5,700
01 Personal services (net).....		34,236		32,100		53,933

Radio Research, Bureau of Standards—Continued.

By objects	Obligations		
	Estimate, 1935	Estimate, 1934	Actual, 1933
OTHER OBLIGATIONS			
02 Supplies and materials.....	\$1,400	\$1,400	\$942
05 Communication service.....	250	250	445
06 Travel expenses.....	200	200	682
07 Transportation of things (service).....	150	150	396
10 Furnishing heat, light, and power.....	550	550	872
12 Repairs and alterations.....	150	150	163
13 Special and miscellaneous current expenses.....			7
30 Equipment.....	5,900	6,000	7,092
Total other obligations.....	8,600	8,700	10,599
Grand total obligations.....	42,836	40,800	64,532
Received by transfer from "Air navigation facilities".....			-2,520
Transferred to Department of Agriculture, Animal Industry.....	+1,000	+1,000	+4,700
Net total obligations.....	43,836	41,800	66,712
Estimated savings and unobligated balances.....		27,200	7,568
Total estimate or appropriation.....	43,836	69,000	74,280
BY ACTIVITIES OR PROJECTS			
1. Establishment and dissemination of standard frequencies.....	21,300	18,566	29,046
2. Investigation of radio wave transmission.....	18,700	16,304	28,444
3. Testing, information and consulting service.....	6,906	5,930	7,042
Total.....	46,906	40,800	64,532
Deduct legislative reductions.....	4,070		
Net total.....	42,836	40,800	64,532

Color Standardization, Bureau of Standards—

Color standardization: To develop color standards and methods of manufacture and of color measurements, with special reference to their industrial use in standardization and specification of colorants, such as dyestuffs, inks, and pigments, and other products, paint, paper, and textiles, in which color is a pertinent property, including personal services in the District of Columbia and in the field, **[\$11,100]** \$7,286 (U.S.C., title 5, secs. 591, 597; title 15, secs. 271-278; act Mar. 1, 1933, 47 Stat., p. 1395).

Estimate 1935, **\$7,286**Appropriated 1934, **\$11,100**

By objects	Obligations					
	Estimate, 1935		Estimate, 1934		Actual, 1933	
PERSONAL SERVICES, DEPARTMENTAL	Posi- tions	Av. salary	Posi- tions	Av. salary	Posi- tions	Av. salary
Professional service:						
Grade 5. Senior scientist					0.6	\$4,886
Grade 4. Scientist					0.3	3,800
Grade 3. Associate scientist	1	\$3,500	1	\$3,500	1	3,500
Grade 2. Assistant scientist	1	2,600	1	2,600	1	2,600
Subprofessional service:						
Grade 6. Senior scientific aid	0.3	2,000	0.3	2,000	0.5	2,167
Grade 3. Junior scientific aid	0.7	1,440	0.9	1,440	0.8	1,464
Grade 1. Minor laboratory apprentice					0.1	1,020
Clerical, administrative, and fiscal service:						
Grade 5. Senior clerk					0.3	2,300
Grade 3. Assistant clerk					0.1	1,740
Total permanent, departmental	3	7,712	3.2	8,033	4.7	13,386
Deduct lapses and administrative furloughs				321		183
Net permanent, departmental		7,712		7,712		13,203
Deduct legislative reductions		771		1,157		1,326
01 Personal services (net)		6,941		6,555		11,877
OTHER OBLIGATIONS						
02 Supplies and materials		245		245		150
06 Travel expenses		50		50		66
30 Equipment		50		50		33
Total other obligations		345		345		249
Grand total obligations		7,286		6,900		12,126
Received by transfer from "Air navigation facilities"						-1,630
Net total obligations		7,286		6,900		10,496
Estimated savings and unobligated balances				4,200		1,504
Total estimate or appropriation		7,286		11,100		12,000

Color Standardization, Bureau of Standards—Continued.

By activities or projects	Obligations		
	Estimate, 1935	Estimate, 1934	Actual, 1933
1. Colorimetric tests and analyses of Lovibond glasses, illuminants, etc.....	\$6,377	\$5,460	\$7,826
2. Development of standards for railway signal glasses.....	1,680	1,440	4,300
Total.....	8,057	6,900	12,126
Deduct legislative reductions.....	771		
Net total.....	7,286	6,900	12,126

Investigation of Clay Products, Bureau of Standards—

Investigation of clay products: To study methods of measurement and technical processes used in the manufacture of pottery, brick, tile, terra cotta, and other clay products, and the study of the properties of the materials used in that industry, including personal services in the District of Columbia and in the field **[\$37,000]** \$24,112 (U.S.C., title 5, secs. 591, 597; title 15, secs. 271-278; act Mar. 1, 1933, 47 Stat., p. 1395).

Estimate 1935, **\$24,112**Appropriated 1934, **\$37,000**

By objects	Obligations					
	Estimate, 1935		Estimate, 1934		Actual, 1933	
PERSONAL SERVICES, DEPARTMENTAL	Posi- tions	Av. salary	Posi- tions	Av. salary	Posi- tions	Av. salary
Professional service:						
Grade 5. Senior scientist.....	2	\$4,700	2	\$4,700	1	\$4,600
Grade 3. Associate scientist.....	0.9	3,433	0.9	3,433	1	3,600
Grade 1. Junior scientist.....	3	2,400	3	2,400	2	2,300
Subprofessional service:						
Grade 4. Assistant scientific aid.....	0.3	1,860	0.6	1,860	1.9	1,750
Clerical, administrative, and fiscal service:						
Grade 4. Clerk.....	1	1,980	1	1,980	1	1,980
Grade 2. Junior clerk.....	0.4	1,620	0.7	1,620	0.9	1,620
Custodial service:						
Grade 2. Junior laborer.....	1	1,380	1	1,380	1	1,380
Total permanent, departmental.....	8.6	24,247	9.2	25,257	8.8	20,858
Deduct lapses and administrative furloughs.....				1,010		286
Net permanent, departmental.....		24,247		24,247		20,572
PERSONAL SERVICES, FIELD						
Professional service:						
Grade 5. Senior scientist.....					1	4,800
Grade 3. Associate scientist.....					1	3,300
Grade 2. Assistant scientist.....					2	2,650
Grade 1. Junior scientist.....					1	2,300
Clerical, administrative, and fiscal service:						
Grade 2. Junior clerk.....					1	1,440
Custodial service:						
Grade 4. Undermechanic.....					1	1,440
Total permanent, field.....					7	18,540
Deduct lapses and administrative furloughs.....						254
Net permanent, field.....						18,286
Total, departmental and field.....		24,247		24,247		38,858
Deduct legislative reductions.....		2,425		3,637		4,325
01 Personal services (net).....		21,822		20,610		34,533
OTHER OBLIGATIONS						
02 Supplies and materials.....		1,290		1,290		2,247
05 Communication service.....						120
06 Travel expenses.....		250		250		
30 Equipment.....		750		750		102
Total other obligations.....		2,290		2,290		2,469
Grand total obligations.....		24,112		22,900		37,002
Received by transfer from "Air navigation facilities".....						-2,240
Net total obligations.....		24,112		22,900		34,762
Estimated savings and unobligated balances.....				14,100		5,238
Total estimate or appropriation.....		24,112		37,000		40,000
BY ACTIVITIES OR PROJECTS						
1. Study of refractories.....		13,280		6,250		1,940
2. Study of domestic clays and clay wares.....		4,807		9,360		
3. Study of mixtures for ceramic glazes.....		8,450		7,290		
4. Study of whitewares, English clays, plastic properties, etc.....						35,062
Total.....		26,537		22,900		37,002
Deduct legislative reduction.....		2,425				
Net total.....		24,112		22,900		37,002

Standardizing Mechanical Appliances, Bureau of Standards—

Standardizing mechanical appliances: To develop methods of testing and standardizing machines, motors, tools, measuring instruments, and other apparatus and devices used in mechanical, hydraulic, and aeronautic engineering; for the comparative study of types of apparatus and methods of operation, and for the establishment of standards of performance; for the accurate determination of fundamental physical constants involved in the proper execution of this work; and for the scientific experiments and investigations needed in solving the problems which may arise in connection therewith, especially in response to the requirements of aeronautics and aviation for information of a purely scientific nature, including personal services in the District of Columbia and in the field, **[\$37,000]** \$24,179 (*U.S.C., title 5, secs. 591, 597; title 15, secs. 271-278; act Mar. 1, 1933, 47 Stat., p. 1395*).

Estimate 1935, **\$24,179**Appropriated 1934, **\$37,000**

By objects	Obligations			
	Estimate, 1935		Estimate, 1934	
	Posi- tions	Av. salary	Posi- tions	Av. salary
PERSONAL SERVICES, DEPARTMENTAL				
Professional service:				
Grade 7. Division chief and acting director.....	1	\$7,500	1	\$7,500
Grade 6. Principal scientist.....	1.1	\$5,800	1.1	\$5,800
Grade 3. Associate scientist.....	1.3	3,333	1.4	3,333
Grade 2. Assistant scientist.....	1.1	2,963	1.2	2,963
Grade 1. Junior scientist.....	1.2	2,038	1.3	2,038
Subprofessional service:				
Grade 6. Senior mechanic.....	0.8	2,400	0.8	2,400
Grade 5. Scientific aid.....	0.9	1,860	0.9	1,860
Grade 3. Junior scientific aid.....	0.2	1,440	0.2	1,440
Grade 2. Under laboratory apprentice.....	1	1,260	1	1,260
Grade 1. Minor laboratory apprentice.....	1	1,080	1	1,080
Clerical, administrative, and fiscal service:				
Grade 7. Assistant administrative assistant.....	1	2,600	1	2,600
Grade 4. Clerk.....	0.3	2,040	0.3	2,040
Grade 2. Junior clerk.....			0.3	1,440
Total permanent, departmental.....	9.7	25,588	10.2	26,654
Deduct lapses and administrative furloughs.....				1,066
Net permanent, departmental.....		25,588		25,588
Deduct legislative reductions.....		2,559		3,838
01 Personal services (net).....		23,029		21,750
OTHER OBLIGATIONS				
02 Supplies and materials.....		500		500
06 Travel expenses.....		150		150
10 Furnishing heat, light, and power.....		150		150
30 Equipment.....		350		350
Total other obligations.....		1,150		1,150
Grand total obligations.....		24,179		22,900
Received by transfer from "Air navigation facilities".....				-3,830
Net total obligations.....		24,179		22,900
Estimated savings and unobligated balances.....				14,100
Total estimate or appropriation.....		24,179		37,000
BY ACTIVITIES OR PROJECTS				
1. Testing of mechanical appliances (elevator interlocks, under car safeties, elevator buffers, fire extinguishers, mail-metering machines).....		13,599		11,649
2. Testing engineering instruments (water current meters, pressure gages, accelerometers, paper testers).....		13,139		11,251
3. Development of testing methods and equipment.....				7,744
Total.....		26,738		22,900
Deduct legislative reductions.....		2,559		
Net total.....		24,179		22,900

Investigation of Optical Glass, Bureau of Standards—

Investigation of optical and other types of glass: For the investigation of the problems involved in the production of optical and other types of glass, including personal services in the District of Columbia and in the field, **[\$21,500]** \$14,004 (*U.S.C., title 5, secs. 591, 597; title 15, secs. 271-278; act Mar. 1, 1933, 47 Stat., p. 1395*).

Estimate 1935, **\$14,004**Appropriated 1934, **\$21,500***Investigation of Optical Glass, Bureau of Standards—Continued.*

By objects	Obligations			
	Estimate, 1935		Estimate, 1934	
	Posi- tions	Av. salary	Posi- tions	Av. salary
PERSONAL SERVICES, DEPARTMENTAL				
Professional service:				
Grade 5. Senior scientist.....	1	\$5,200	1	\$5,200
Grade 4. Scientist.....	1	4,000	1	4,000
Grade 1. Junior scientist.....	1.7	2,400	1.8	2,400
Subprofessional service:				
Grade 6. Senior scientific aid.....				0.7 2,300
Grade 4. Assistant scientific aid.....	0.5	1,680	0.7	1,680
Total permanent, departmental.....	4.2	14,082	4.5	14,669
Deduct lapses and administrative furloughs.....				587
Net permanent, departmental.....		14,082		14,082
Deduct legislative reductions.....		1,408		2,112
01 Personal services (net).....		12,674		11,970
OTHER OBLIGATIONS				
02 Supplies and materials.....		830		830
06 Travel expenses.....		100		100
30 Equipment.....		400		400
Total other obligations.....		1,330		1,330
Grand total obligations.....		14,004		13,300
Received by transfer from "Air navigation facilities".....				-930
Net total obligations.....		14,004		13,300
Estimated savings and unobligated balances.....				8,200
Total estimate or appropriation.....		14,004		21,500
BY ACTIVITIES OR PROJECTS				
1. Study of production problems of optical glass.....		9,612		8,300
2. Study of the properties of finished glasses.....		5,800		5,000
3. Service to Government departments (testing, preparing specifications, advice, etc.).....				
Total.....		15,412		13,300
Deduct legislative reductions.....		1,408		
Net total.....		14,004		13,300

Investigation of Textiles, etc., Bureau of Standards—

Investigation of textiles: To investigate textiles, paper, leather, and rubber in order to develop standards of more durable quality and methods of measurement, including personal services in the District of Columbia and in the field, **[\$46,500]** \$29,921 (*U.S.C., title 5, secs. 591, 597; title 15, secs. 271-278; act Mar. 1, 1933, 47 Stat., p. 1395*).

Estimate 1935, **\$29,921**Appropriated 1934, **\$46,500**

By objects	Obligations			
	Estimate, 1935		Estimate, 1934	
	Posi- tions	Av. salary	Posi- tions	Av. salary
PERSONAL SERVICES, DEPARTMENTAL				
Professional service:				
Grade 4. Scientist.....	1	\$4,200	1	\$4,200
Grade 3. Associate scientist.....	3	3,366	3	3,366
Grade 2. Assistant scientist.....	3	2,667	3.2	2,667
Grade 1. Junior scientist.....	3.8	2,050	4	2,050
Subprofessional service:				
Grade 8. Chief scientific aid.....				1.8 2,900
Grade 6. Senior scientific aid.....				0.4 2,100
Grade 5. Scientific aid.....				0.3 1,530
Grade 3. Junior scientific aid.....	1	1,620	1	1,620
Grade 2. Under laboratory apprentice.....				0.2 1,260
Grade 1. Minor laboratory apprentice.....				2.9 1,037
Clerical, administrative, and fiscal service:				
Grade 4. Clerk.....				1.8 1,877
Grade 3. Assistant clerk.....	0.4	1,800	0.6	1,800
Custodial service:				
Grade 9. Principal mechanic.....				0.6 2,300
Total permanent, departmental.....	12.2	32,427	12.8	33,777
Deduct lapses and administrative furloughs.....				1,350
Net permanent, departmental.....		32,427		32,427
Deduct legislative reductions.....		3,243		4,864
01 Personal services (net).....		29,184		27,563

Investigation of Textiles, etc., Bureau of Standards—Continued.

By objects	Obligations		
	Estimate, 1935	Estimate, 1934	Actual, 1933
OTHER OBLIGATIONS			
02 Supplies and materials.....	\$250	\$250	\$9
06 Travel expenses.....	50	50	31
10 Furnishing heat, light, and power.....	150	150	300
30 Equipment.....	287	287	
Total other obligations.....	737	737	340
Grand total obligations.....	29,921	28,300	47,004
Received by transfer from "Air navigation facilities".....			-3,100
Net total obligations.....	29,921	28,300	43,904
Estimated savings and unobligated balances.....		18,200	6,096
Total estimate or appropriation.....	29,921	46,500	50,000
BY ACTIVITIES OR PROJECTS			
1. Textile test methods, specifications, etc.....	13,739	11,735	21,504
2. Study of record papers, properties of lithographic papers, development of test methods and specifications.....	14,175	12,095	20,500
3. Thermodynamics and elastic properties of rubber.....	5,250	4,470	5,000
Total.....	33,164	28,300	47,004
Deduct legislative reductions.....	3,243		
Net total.....	29,921	28,300	47,004

Sugar Standardization, Bureau of Standards—

Sugar standardization: For the standardization and design of sugar-testing apparatus; the development of technical specifications for the various grades of sugar, especially involving the standardization and manufacture of sugars; for the study of the technical problems incidental to the collection of the revenue on sugar and to determine the fundamental scientific constants of sugars and other substances; for the standardization and production of rare and unusual types of sugars required for the medical service of the Government departments; and for other technical and scientific purposes, including personal services in the District of Columbia and in the field, **\$69,130** \$44,912 (U.S.C., title 5, secs. 591, 597; title 15, secs. 271-278; act Mar. 1, 1933, 47 Stat., pp. 1395-1396).

Estimate 1935, **\$44,912**Appropriated 1934, **\$69,130**

By objects	Obligations					
	Estimate, 1935		Estimate, 1934		Actual, 1933	
PERSONAL SERVICES, DEPARTMENTAL	Posi- tions	Av. salary	Posi- tions	Av. salary	Posi- tions	Av. salary
Professional service:						
Grade 6. Principal scientist	1	\$6,000	1	\$6,000	1	\$6,000
Grade 5. Senior scientist	2	4,700	2	4,700	2	4,812
Grade 4. Scientist	4	4,050	4	4,050	3.8	4,027
Grade 3. Associate scientist	1	3,600	1	3,600	1	3,600
Grade 2. Assistant scientist	2	2,800	2.1	2,800	3.8	2,760
Grade 1. Junior scientist	1.9	2,150	2	2,150	2.8	2,182
Subprofessional service:						
Grade 6. Senior draftsman			0.1	2,100	0.8	2,100
Grade 4. Assistant scientific aid			0.1	1,620	1.8	1,620
Grade 3. Junior scientific aid	1	1,440	1.1	1,440	1.8	1,543
Grade 1. Minor laboratory apprentice					1	1,020
Clerical, administrative, and fiscal service:						
Grade 4. Clerk	1	2,160	1	2,160	1	2,160
Grade 2. Junior clerk					0.6	1,800
Custodial service:						
Grade 7. Mechanic			0.1	2,200	1	2,200
Grade 6. Assistant mechanic	0.3	1,860	0.6	1,860	1.8	1,745
Grade 3. Minor mechanic	1	1,200	1.1	1,200	3	1,200
Grade 2. Junior laborer			0.2	1,080	0.9	1,080
Total permanent, departmental	15.2	50,247	16.4	52,340	28.7	75,479
Deduct lapses and administrative furloughs				2,093		1,071
Net permanent, departmental		50,247		50,247		74,408
Temporary employees, departmental						2,719
All personal services, departmental		50,247		50,247		77,127
Deduct legislative reductions		5,025		7,537		8,722
01 Personal services (net)		45,222		42,710		68,405
OTHER OBLIGATIONS						
02 Supplies and materials		1,990		1,990		1,430
06 Travel expenses		200		200		1,054
10 Furnishing heat, light, and power		300		300		500
13 Special and miscellaneous current expenses		500		500		747
30 Equipment		1,200		1,200		657
Total other obligations		4,190		4,190		4,388
Grand total obligations		49,412		46,900		72,793

Sugar Standardization, Bureau of Standards—Continued.

By objects	Obligations		
	Estimate, 1935	Estimate, 1934	Actual, 1933
OTHER OBLIGATIONS—continued			
Received by transfer from "Air navigation facilities".....			-\$1,820
Received by reimbursement from Treasury Department, Bureau of Customs.....	-\$4,500	-\$5,000	-5,000
Net total obligations.....	44,912	41,900	65,973
Estimated savings and unobligated balances.....		27,230	9,027
Total estimate or appropriation.....	44,912	69,130	75,000
BY ACTIVITIES OF PROJECTS			
1. Standardization of equipment for U.S. Customs Service and control of revenue from imported sugars, etc.....	25,298	21,542	23,120
2. Research on polarimetric problems, and standardization of instruments.....	29,139	25,358	32,158
3. Creation of hard refined levulose industry.....			17,515
Total.....	54,437	46,900	72,793
Deduct legislative reductions.....	5,025		
Net total.....	49,412	46,900	72,793

Gage Standardization, Bureau of Standards—

Gage standardization: To provide by cooperation of the Bureau of Standards, the War Department, and the Navy Department for the standardization and testing of the standard gages, screw threads, and standards required in manufacturing throughout the United States, and to calibrate and test such standard gages, screw threads, and standards, including necessary equipment and personal services in the District of Columbia and in the field, **\$37,000** \$24,218 (U.S.C., title 5, secs. 591, 597; title 15, secs. 271-278; act Mar. 1, 1933, 47 Stat., p. 1396).

Estimate 1935, **\$24,218**Appropriated 1934, **\$37,000**

By objects	Obligations					
	Estimate, 1935		Estimate, 1934		Actual, 1933	
PERSONAL SERVICES, DEPARTMENTAL	Posi- tions	Av. salary	Posi- tions	Av. salary	Posi- tions	Av. salary
Professional service:						
Grade 6. Division co-chief.....	0.5	\$6,200	0.5	\$6,200	1	\$6,200
Grade 4. Scientist.....	1	4,200	1	4,200	1	4,200
Grade 3. Associate scientist.....	1	3,500	1	3,500	1	3,500
Grade 2. Assistant scientist.....	2	2,800	2	2,800	2	2,800
Grade 1. Junior scientist.....	0.5	2,400	0.7	2,400	3.9	2,262
Subprofessional service:						
Grade 8. Chief inspector.....	1	2,600	1	2,600	1	2,600
Grade 6. Senior mechanic.....	1	2,100	1	2,100	1.3	2,150
Grade 5. Mechanic.....	0.7	2,040	1	2,040	1.3	2,040
Grade 4. Assistant scientific aid.....					0.3	1,620
Clerical, administrative, and fiscal service:						
Grade 5. Senior clerk.....	1	2,600	1	2,600	1	2,600
Grade 3. Assistant clerk.....					0.9	1,620
Grade 1. Underclerk.....					0.9	1,380
Custodial service:						
Grade 4. Undermechanic.....					0.6	1,560
Total permanent, departmental.....	8.7	26,353	9.2	27,451	16.2	43,161
Deduct lapses and administrative furloughs.....				1,098		591
Net permanent, departmental.....		26,353		26,353		42,570
Deduct legislative reductions.....		2,635		3,953		4,675
Total cash paid salaries and wages.....		23,718		22,400		37,895
Deduct amount included in objects below.....		2,400		2,500		3,100
01 Personal services (net).....		21,318		19,900		34,795
OTHER OBLIGATIONS						
02 Supplies and materials.....		150		150		125
06 Travel expenses.....		50		50		100
30 Equipment.....		2,700		2,800		3,101
Total other obligations.....		2,900		3,000		3,326
Grand total obligations.....		24,218		22,900		38,121
Received by transfer from "Air navigation facilities".....						-3,000
Net total obligations.....		24,218		22,900		35,121
Estimated savings and unobligated balances.....				14,100		4,879
Total estimate or appropriation.....		24,218		37,000		40,000

Gage Standardization, Bureau of Standards—Continued.

By activities or projects	Obligations		
	Estimate, 1935	Estimate, 1934	Actual, 1933
1. Testing and certifying limit gages, tools, and measuring instruments.....	\$16, 115	\$13, 741	\$22, 829
2. Researches relating to limit gages and methods of measurement.....	6, 714	5, 040	7, 646
3. Cooperation with industry, national standardizing bodies, engineering societies, and general information service.....	4, 024	4, 119	7, 646
Total.....	26, 853	22, 900	38, 121
Deduct legislative reductions.....	2, 635		
Net total.....	24, 218	22, 900	38, 121

Testing Railroad and Mine Scales, etc., Bureau of Standards—

Testing railroad-track, mine, and other scales: For investigation and testing of railroad-track scales, elevator scales, and other scales used in weighing commodities for interstate shipments and to secure equipment and assistance for testing the scales used by the Government in its transactions with the public, such as post-office, navy-yard, and customhouse scales, and for the purpose of cooperating with the States in securing uniformity in the weights and measures laws and in the methods of inspection; for investigating the conditions and methods of use of scales and mine cars used for weighing and measuring coal dug by miners, for the purpose of determining wages due, and of conditions affecting the accuracy of the weighing or measuring of coal at the mines, including personal services in the District of Columbia and in the field **[\$50,000]** \$31,209 (U.S.C., title 5, secs. 591, 597; title 15, secs. 271–278; act Mar. 1, 1933, 47 Stat., p. 1396).

Estimate 1935, **\$31,209**Appropriated 1934, **\$50,000**

By objects	Obligations					
	Estimate, 1935		Estimate, 1934		Actual, 1933	
PERSONAL SERVICES, DEPARTMENTAL	Posi- tions	Av. salary	Posi- tions	Av. salary	Posi- tions	Av. salary
Professional service:						
Grade 6. Co-chief of division.....	0.5	\$6, 200	0.5	\$6, 200	1	\$6, 200
Grade 5. Senior scientist.....	1	5, 000	1	5, 000	1	5, 000
Grade 4. Scientist.....	1	3, 800	1	3, 800		
Subprofessional service:						
Grade 8. Principal inspector.....	3	2, 800	3	2, 800		
Grade 6. Senior mechanic.....					0.2	2, 000
Clerical, administrative, and fiscal service:						
Grade 8. Associate administrative assistant.....			0.3	3, 100	1	3, 100
Grade 6. Principal clerk.....					0.7	2, 600
Grade 5. Senior clerk.....	1	2, 200	1	2, 200		
Grade 3. Assistant clerk.....	0.9	1, 800	1	1, 800	1	1, 800
Total permanent, departmental.....	7.4	24, 182	7.8	25, 190	4.9	18, 328
Deduct lapses and administrative furloughs.....				1, 008		250
Net permanent, departmental.....		24, 182		24, 182		18, 078
PERSONAL SERVICES, FIELD						
Professional service:						
Grade 5. Senior scientist.....					1	5, 000
Grade 4. Scientist.....					1	3, 800
Subprofessional service:						
Grade 8. Principal inspector.....					3	2, 800
Grade 6. Senior inspector.....					1.8	2, 176
Clerical, administrative, and fiscal service:						
Grade 5. Senior clerk.....					1	2, 200
Custodial service:						
Grade 3. Minor mechanic.....					0.3	1, 440
Total permanent, field.....					8.1	23, 730
Deduct lapses and administrative furloughs.....						326
Net permanent, field.....						23, 404
Total, departmental and field.....		24, 182		24, 182		41, 482
Deduct legislative reductions.....		2, 418		3, 627		4, 516
01 Personal services (net).....		21, 764		20, 555		36, 966
OTHER OBLIGATIONS						
02 Supplies and materials.....		375		375		1, 113
05 Communication service.....						173
06 Travel expenses.....		8, 300		8, 300		8, 812
07 Transportation of things (service).....						26
10 Furnishing heat, light, and power.....						595
12 Repairs and alterations.....		300		300		498
30 Equipment.....		470		470		223
Total other obligations.....		9, 445		9, 445		11, 440
Grand total obligations.....		31, 209		30, 000		48, 406

Testing Railroad and Mine Scales, etc., Bureau of Standards—Con.

By objects	Obligations		
	Estimate, 1935	Estimate, 1934	Actual, 1933
OTHER OBLIGATIONS—continued			
Received by transfer from "Air navigation facilities".....			—\$2, 980
Net total obligations.....	\$31, 209	\$30, 000	45, 426
Estimated savings and unobligated balances.....		20, 000	4, 574
Total estimate or appropriation.....	31, 209	50, 000	50, 000
BY ACTIVITIES OR PROJECTS			
1. Operation of master scale depot and track- and mine-scale testing equipments.....	\$28, 377	\$24, 885	\$31, 649
2. Large-capacity scale research, and cooperation with Government departments and States in relation to weights and measures.....	5, 250	5, 115	16, 757
Total.....	33, 627	30, 000	48, 406
Deduct legislative reductions.....	2, 418		
Net total.....	31, 209	30, 000	48, 406

High-Temperature Investigations, Bureau of Standards—

High-temperature investigations: For laboratory and field investigations of suitable methods of high-temperature measurements and control in various industrial processes and to assist in making available directly to the industries the results of the bureau's investigations in this field, including personal services in the District of Columbia and in the field, **[\$7,000]** \$4,563 (U.S.C., title 5, secs. 591, 597; title 15, secs. 271–278; act Mar. 1, 1933, 47 Stat., p. 1396).

Estimate 1935, **\$4,563**Appropriated 1934, **\$7,000**

By objects	Obligations					
	Estimate, 1935		Estimate, 1934		Actual, 1933	
PERSONAL SERVICES, DEPARTMENTAL	Posi- tions	Av. salary	Posi- tions	Av. salary	Posi- tions	Av. salary
Professional service:						
Grade 5. Senior scientist.....	1	\$4, 800	1	\$4, 800	0.9	\$4, 800
Grade 2. Assistant scientist.....					0.8	2, 760
Grade 1. Junior scientist.....	0.1	2, 000	0.2	2, 000	0.2	2, 000
Total permanent, departmental.....	1.1	4, 959	1.2	5, 169	1.9	6, 903
Deduct lapses and administrative furloughs.....				210		95
Net permanent, departmental.....		4, 959		4, 959		6, 808
Deduct legislative reductions.....		496		759		925
01 Personal services (net).....		4, 463		4, 200		5, 883
OTHER OBLIGATIONS						
02 Supplies and materials.....		50		50		
06 Travel expenses.....						29
30 Equipment.....		50		50		
Total other obligations.....		100		100		29
Grand total obligations.....		4, 563		4, 300		5, 912
Received by transfer from "Air navigation facilities".....						—900
Net total obligations.....		4, 563		4, 300		5, 012
Estimated savings and unobligated balances.....				2, 700		988
Total estimate or appropriation.....		4, 563		7, 000		6, 000

Metallurgical Research, Bureau of Standards—

Metallurgical research: For metallurgical research, including alloy steels, foundry practice, and standards for metals and sands; casting, rolling, forging, and the properties of aluminum alloys; prevention of corrosion of metals and alloys; development of metal substitutes, as for platinum; behavior of bearing metals; preparation of metal specifications; investigation of new metallurgical processes and study of methods of conservation in metallurgical manufacture and products; investigation of materials used in the construction of rails, wheels, axles, and other railway equipment, and the cause of their failure, including personal services in the District of Columbia and in the field, **[\$45,990]** \$29,610 (U.S.C., title 5, secs. 591, 597; title 15, secs. 271–278; act Mar. 1, 1933, 47 Stat., p. 1396).

Estimate 1935, **\$29,610**Appropriated 1934, **\$45,990**

Metallurgical Research, Bureau of Standards—Continued.

By objects	Obligations					
	Estimate, 1935		Estimate, 1934		Actual, 1933	
	Posi- tions	Av. salary	Posi- tions	Av. salary	Posi- tions	Av. salary
PERSONAL SERVICES, DEPARTMENTAL						
Professional service:						
Grade 6. Chief of division					1	\$6,200
Grade 5. Senior scientist	1.5	\$4,800	1.5	\$4,800	3.6	4,935
Grade 4. Scientist	0.8	3,800	0.8	3,800	1	4,000
Grade 3. Associate scientist	3.5	3,280	3.6	3,280	1	3,367
Grade 2. Assistant scientist	0.4	2,700	0.6	2,700	3	2,697
Grade 1. Junior scientist	0.2	2,050	0.3	2,050		
Subprofessional service:						
Grade 6. Senior scientific aid	1	2,400	1	2,400	0.7	2,400
Grade 4. Assistant scientific aid	1	1,620	1.1	1,620	2.4	1,638
Grade 3. Junior scientific aid	1.4	1,350	1.5	1,350	1	1,500
Clerical, administrative and fiscal service:						
Grade 5. Senior clerk	0.5	2,300	0.5	2,300	0.7	2,200
Grade 3. Assistant clerk	1	1,920	1	1,920	0.8	1,920
Custodial service:						
Grade 6. Assistant mechanic					1	1,680
Total permanent, departmental	11.3	32,194	11.9	33,535	16.2	51,321
Deduct lapses and administrative furloughs				1,341		706
Net permanent, departmental		32,194		32,194		50,615
Deduct legislative reductions		3,219		4,829		5,971
01 Personal services (net)		28,975		27,365		44,644
OTHER OBLIGATIONS						
02 Supplies and materials		200		200		48
06 Travel expenses		150		150		80
30 Equipment		285		285		952
Total other obligations		635		635		1,080
Grand total obligations		29,610		28,000		45,724
Received by transfer from "Air navigation facilities"						-1,750
Net total obligations		29,610		28,000		43,974
Estimated savings and unobligated balances				17,990		6,026
Total estimate or appropriation		29,610		45,990		50,000
BY ACTIVITIES OR PROJECTS						
1. Tests, specifications and technical service		18,020		15,365		21,422
2. Development and standardization of metallurgical methods		2,575		2,198		5,025
3. Research on metallurgical problems		12,234		10,437		19,277
Total		32,829		28,000		45,724
Deduct legislative reductions		3,219				
Net total		29,610		28,000		45,724

Sound Investigation, Bureau of Standards—

Sound investigation: For the investigation of the principles of sound and their application to military and industrial purposes, including personal services in the District of Columbia and in the field, **[\$7,900]** \$5,171 (U.S.C., title 5, secs. 591, 597; title 15, secs. 271-278; act Mar. 1, 1933, 47 Stat., p. 1396).

Estimate 1935, **\$5,171**Appropriated 1934, **\$7,900**

By objects	Obligations					
	Estimate, 1935		Estimate, 1934		Actual, 1933	
	Posi- tions	Av. salary	Posi- tions	Av. salary	Posi- tions	Av. salary
PERSONAL SERVICES, DEPARTMENTAL						
Professional service:						
Grade 4. Scientist	1	\$4,000	1	\$4,000	1	\$4,000
Grade 3. Associate scientist	0.1	3,400	0.1	3,400	0.1	3,400
Grade 2. Assistant scientist					0.4	2,600
Subprofessional service:						
Grade 7. Principal mechanic					1	2,500
Grade 6. Senior scientific aid					0.2	2,600
Grade 2. Under laboratory apprentice	0.9	1,260	0.9	1,260	0.1	1,260
Custodial service:						
Grade 2. Junior laborer			0.1	1,380	0.2	1,380
Total permanent, departmental	2	5,412	2.1	5,638	3	8,705
Deduct lapses and administrative furloughs				226		119
Net permanent, departmental		5,412		5,412		8,586
Deduct legislative reductions		541		812		1,057
Total cash paid salaries and wages		4,871		4,600		7,529
Deduct amount included in objects below						1,500
01 Personal services (net)		4,871		4,600		6,029

Sound Investigation, Bureau of Standards—Continued.

By objects	Obligations		
	Estimate, 1935	Estimate, 1934	Actual, 1933
OTHER OBLIGATIONS			
02 Supplies and materials	\$100	\$100	\$12
06 Travel expenses	50	50	40
30 Equipment	150	150	1,904
Total other obligations	300	300	1,956
Grand total obligations	5,171	4,900	7,985
Received by transfer from "Air navigation facilities"			-1,200
Net total obligations	5,171	4,900	6,785
Estimated savings and unobligated balances		3,000	1,215
Total estimate or appropriation	5,171	7,900	8,000

Industrial Research, Bureau of Standards—

Industrial research: For technical investigations in cooperation with the industries upon fundamental problems involved in industrial development, with a view to assisting in the permanent establishment of new American industries, including personal services in the District of Columbia and elsewhere, **[\$120,000]** \$46,104 (U.S.C., title 5, secs. 591, 597; title 15, secs. 271-278; act Mar. 1, 1933, 47 Stat., p. 1396).

Estimate 1935, **\$46,104**Appropriated 1934, **\$120,000**

By objects	Obligations					
	Estimate, 1935		Estimate, 1934		Actual, 1933	
	Posi- tions	Av. salary	Posi- tions	Av. salary	Posi- tions	Av. salary
PERSONAL SERVICES, DEPARTMENTAL						
Professional service:						
Grade 6. Principal scientist	0.8	\$5,975	0.8	\$5,975	3.2	\$5,821
Grade 5. Senior scientist	1	4,600	1	4,600	1.3	4,680
Grade 4. Scientist	0.3	4,400	0.3	4,400	2	4,313
Grade 3. Associate scientist	6.6	3,426	6.7	3,426	6.8	3,362
Grade 2. Assistant scientist	3.5	2,750	3.8	2,750	5.5	2,680
Grade 1. Junior scientist			0.3	2,350	7.6	2,134
Subprofessional service:						
Grade 8. Chief scientific aid	0.5	3,200	0.5	3,200		
Grade 7. Principal mechanic					0.2	2,800
Grade 6. Senior mechanic					0.9	2,255
Grade 5. Scientific aid			0.1	1,800	2.1	2,280
Grade 4. Assistant scientific aid	1	1,620			1.3	1,800
Grade 3. Junior scientific aid					0.2	1,980
Grade 2. Under laboratory apprentice	1	1,320	1	1,320	3.1	1,675
Grade 1. Minor laboratory apprentice					1.3	1,488
Clerical, administrative, and fiscal service:					2.8	1,278
Grade 9. Administrative assistant	0.2	3,400	0.2	3,400	1.5	1,027
Grade 3. Assistant clerk					0.2	3,400
Custodial service:					0.8	1,908
Grade 9. Principal mechanic					0.4	2,300
Grade 7. Mechanic					0.7	2,200
Grade 2. Junior laborer	1	1,200	1	1,200	1.2	1,200
Total permanent, departmental	15.9	49,360	16.7	51,417	43.1	115,617
Deduct lapses and administrative furloughs				2,057		1,855
Net permanent, departmental		49,360		49,360		113,762
Deduct legislative reductions		4,936		7,404		14,622
Total cash paid salaries and wages		44,424		41,956		99,140
Deduct amount included in objects below						1,800
01 Personal service (net)		44,424		41,956		97,340
OTHER OBLIGATIONS						
02 Supplies and materials		1,030		1,030		3
06 Travel expenses		100		100		76
10 Furnishing heat, light, and power		250		250		500
30 Equipment		350		350		2,003
Total other obligations		1,730		1,730		2,582
Grand total obligations		46,154		43,686		99,922
Received by transfer from "Air navigation facilities"						-15,000
Received by reimbursement from—						
Department of Agriculture, Bureau of Chemistry and Soils, "Fertilizer investigation"						-42
District of Columbia, Public Utilities Commission						-38
Federal Stabilization Board, "Salaries and expenses"		-50		-50		-67
Net total obligations		46,104		43,636		84,775
Estimated savings and unobligated balances				76,364		15,225
Total estimate or appropriation		46,104		120,000		100,000

Industrial Research, Bureau of Standards—Continued.

By activities or projects	Obligations		
	Estimate, 1935	Estimate, 1934	Actual, 1933
Industrial development:			
1. Electrical insulating materials, storage batteries, etc.	\$4,397	\$3,760	\$10,885
2. Precision length measurements.	3,444	2,944	8,088
3. Materials at low temperatures, thermal conductivities, etc.	9,039	7,729	14,583
4. Photographic emulsions, spectrochemical analysis.	7,267	6,214	19,081
5. Physical-chemical research.	9,281	7,936	16,335
6. Wind load on buildings.	4,349	3,719	7,134
7. Acids in leather.	6,717	5,744	11,817
8. Foundry casting methods, creep of metals, etc.	6,546	5,640	11,999
Total.	51,040	43,686	99,922
Deduct legislative reductions.	4,936		
Net total.	46,104	43,686	99,922

Standardization of Equipment, Bureau of Standards—

Standardization of equipment: To enable the Bureau of Standards to cooperate with Government departments, engineers, and manufacturers in the establishment of standards, methods of testing, and inspection of instruments, equipment, tools, and electrical and mechanical devices used in the industries and by the Government, including the practical specifications for quality and performance of such devices, and the formulation of methods of inspection, laboratory, and service tests, including personal services in the District of Columbia and in the field, **[\$152,500]** \$82,545 (U.S.C., title 5, secs. 591, 597; title 15, secs. 271-278; act Mar. 1, 1933, 47 Stat., p. 1396).

Estimate 1935, \$82,545

Appropriated 1934, \$152,500

By objects	Obligations					
	Estimate, 1935		Estimate, 1934		Actual, 1933	
<i>Personal Services, Departmental</i>	Posi- tions	Av. salary	Posi- tions	Av. salary	Posi- tions	Av. salary
Professional service:						
Grade 7. Assistant director.	1	\$6,500	1	\$6,500	1	\$6,500
Grade 6. Chief of division.	3	6,200	3	6,200	3	6,200
Principal scientist.	0.3	5,600	0.3	5,600		
Grade 5. Simplification specialist.	1	4,600			3	5,067
Grade 4. Scientist.	2	3,800			2	3,800
Grade 3. Associate scientist.	3	3,400	1	3,700	2.5	3,375
Grade 2. Assistant scientist.	1	2,600	1	2,600	2	2,700
Grade 1. Junior scientist.					0.9	2,300
Subprofessional service:						
Grade 7. Principal draftsman.					1	2,500
Grade 4. Assistant scientific aid.	1	1,860	1	1,860	1	1,680
Grade 2. Under laboratory apprentice.	1	1,320	1.5	1,320	1	1,320
Clerical, administrative and fiscal service:						
Grade 11. Principal business specialist.					3.2	4,074
Grade 9. Business specialist.	1	3,200			2.6	3,316
Editor.					0.6	3,200
Grade 7. Assistant business specialist.	1	2,800	1	2,800	2	2,700
Assistant editor.					1	2,700
Grade 5. Senior clerk.	1.9	2,336	1.9	2,336	1.8	2,327
Grade 4. Clerk.	1	2,160	1	2,160	3.8	1,899
Grade 3. Assistant clerk.	7.5	1,646	2	1,680	15	1,733
Grade 2. Junior clerk.	4	1,494	1.5	1,537	10.5	1,517
Grade 1. Under clerk.	1	1,260			2	1,260
Custodial service:						
Grade 2. Junior laborer.	2	1,080	2	1,080	2.5	1,080
Total permanent, departmental.	32.7	89,350	18.2	54,135	62.4	159,432
Deduct lapses and administrative furloughs.				2,165		2,193
Net permanent, departmental.		89,350		51,970		157,239
Deduct legislative reductions.		8,935		7,795		18,192
01 Personal services (net).		80,415		44,175		139,047
OTHER OBLIGATIONS						
02 Supplies and materials.		850		475		971
06 Travel expenses.		1,130		400		1,165
30 Equipment.		150		150		169
Total other obligations.		2,130		1,025		2,305
Grand total obligations.		82,545		45,200		141,352
Received by transfer from "Air navigation facilities".						-10,000
Received by reimbursement from War Department, Aberdeen proving grounds.						-30
Department of Commerce, Bureau of Fisheries, "Miscellaneous expenses".						-15
Net total obligations.		82,545		45,200		131,307
Estimated savings and unobligated balances.				107,300		18,693
Total estimate or appropriation.		82,545		152,500		150,000

Standardization of Equipment, Bureau of Standards—Continued.

By activities or projects	Obligations		
	Estimate, 1935	Estimate, 1934	Actual, 1933
1. Standardizing electrical materials, etc.	\$7,106	\$6,090	\$9,805
2. Standardizing optical instruments.	2,100	1,810	1,753
3. Simplified Practice.	22,760	6,200	59,751
4. Codes and Specifications.	17,433	7,400	25,456
5. Commercial Standards.	25,299	8,400	29,549
6. Federal Specifications.	12,350	10,500	7,676
7. Mimeographing, general service.	4,432	4,800	7,362
Total.	91,480	45,200	141,352
Deduct legislative reductions.	8,935		
Net total.	82,545	45,200	141,352

Standard Materials, Bureau of Standards—

Standard materials: For purchase, preparation, analysis, and distribution of standard materials to be used in checking chemical analyses in the testing of physical measuring apparatus, including personal services in the District of Columbia and in the field, **[\$8,900]** \$5,791 (U.S.C., title 5, secs. 591, 597; title 15, secs. 271-278; act Mar. 1, 1933, 47 Stat., p. 1397).

Estimate 1935, \$5,791

Appropriated 1934, \$8,900

By objects	Obligations					
	Estimate, 1935		Estimate, 1934		Actual, 1933	
<i>PERSONAL SERVICES, DEPARTMENTAL</i>	Posi- tions	Av. salary	Posi- tions	Av. salary	Posi- tions	Av. salary
Professional service:						
Grade 6. Principal scientist.	0.5	\$5,600	0.5	\$5,600	1	\$5,600
Grade 1. Junior scientist.	0.5	2,000	0.5	2,000		
Subprofessional service:						
Grade 7. Principal mechanic.					0.2	2,900
Grade 6. Senior mechanic.	0.7	2,500	0.8	2,500	0.5	2,500
Clerical, administrative, and fiscal service:						
Grade 1. Underclerk.	0.2	1,560	0.2	1,560	1	1,575
Total permanent, departmental.	1.9	5,823	2	6,065	2.7	9,077
Deduct lapses and administrative furloughs.				242		124
Net permanent, departmental.		5,823		5,823		8,953
Deduct legislative reductions.		582		873		979
01 Personal services (net).		5,241		4,950		7,974
OTHER OBLIGATIONS						
02 Supplies and materials.		450		450		186
30 Equipment.		100		100		20
Total other obligations.		550		550		206
Grand total obligations.		5,791		5,500		8,180
Received by transfer from "Air navigation facilities".						-1,200
Net total obligations.		5,791		5,500		6,980
Estimated savings and unobligated balances.				3,400		1,020
Total estimate or appropriation.		5,791		8,900		8,000
BY ACTIVITIES OR PROJECTS						
1. Distribution and maintenance of standard samples.		1,800		1,510		3,250
2. Research and analysis of standard samples.		4,573		3,990		4,930
Total.		6,373		5,500		8,180
Deduct legislative reductions.		582				
Net total.		5,791		5,500		8,180

Investigation of Radioactive Substances and X Rays, Bureau of Standards—

Investigation of radioactive substances and X rays: For an investigation of radioactive substances and the methods of their measurements and testing; for investigations relative to the development of standard specifications for X-ray equipment and operation; for the investigation of the hazards of X-ray practice; for the testing and standardization of X-ray protective materials; for the standardization and design of X-ray testing equipment; for the determination of fundamental physical constants essential to X-ray diagnosis and therapy, to X-ray analysis of materials, and to other technical and scientific applications, including personal services in the District of Columbia and in the field, **[\$21,500]** \$14,043 (U.S.C., title 5, secs. 591, 597; title 15, secs. 271-278; act Mar. 1, 1933, 47 Stat., p. 1397).

Estimate 1935, \$14,043

Appropriated 1934, \$21,500

Investigation of Radioactive Substances and X Rays, Bureau of Standards—Continued.

By objects	Obligations					
	Estimate, 1935		Estimate, 1934		Actual, 1933	
	Posi- tions	Av. salary	Posi- tions	Av. salary	Posi- tions	Av. salary
PERSONAL SERVICES, DEPARTMENTAL						
Professional service:						
Grade 6. Principal scientist.....					0.3	\$5,600
Grade 5. Senior scientist.....	1	\$4,800	1	\$4,800	1	4,800
Grade 4. Scientist.....					0.5	4,000
Grade 3. Associate scientist.....	1	3,600	1	3,600	1	3,600
Grade 1. Junior scientist.....	2	2,250	2	2,250	3	2,200
Subprofessional service:						
Grade 7. Principal mechanic.....					0.3	2,700
Grade 6. Senior scientific aid.....	0.4	2,040	0.5	2,040	0.4	2,000
Grade 3. Junior scientific aid.....	0.3	1,440	0.4	1,440	1.5	1,440
Grade 1. Minor laboratory apprentice.....	0.7	1,020	1	1,020	0.2	1,020
Total permanent, departmental.....	5.4	14,865	5.9	15,484	8.2	22,554
Deduct lapses and administrative furloughs.....				619		309
Net permanent, departmental.....		14,865		14,865		22,245
Deduct legislative reductions.....		1,487		2,230		2,558
01 Personal services (net).....		13,378		12,635		19,687
OTHER OBLIGATIONS						
02 Supplies and materials.....		150		150		165
06 Travel expenses.....		100		100		90
10 Furnishing heat, light, and power.....		265		265		300
30 Equipment.....		150		150		114
Total other obligations.....		665		665		669
Grand total obligations.....		14,043		13,300		20,356
Received by transfer from "Air navigation facilities".....						-3,000
Net total obligations.....		14,043		13,300		17,356
Estimated savings and unobligated balances.....				8,200		2,644
Total estimate or appropriation.....		14,043		21,500		20,000
BY ACTIVITIES OR PROJECTS						
1. Development of test methods and tests of radioactive preparations.....		9,280		7,880		10,016
2. X-ray standardization and tests.....		6,250		5,420		10,340
Total.....		15,530		13,300		20,356
Deduct legislative reductions.....		1,487				
Net total.....		14,043		13,300		20,356

Utilization of Waste Products from the Land, Bureau of Standards—

Utilization of waste products from the land: For the survey of the possibilities of the industrial utilization of waste products from the land, including cooperation with colleges, other institutions, and manufacturers, including personal services in the District of Columbia and in the field, **[\$38,700] \$24,873: Provided**, That the Bureau of Standards cooperates with the Bureau of Chemistry and Soils, Department of Agriculture, without duplication of work (U.S.C., title 5, secs. 591, 597; title 15, secs. 271-278; act Mar. 1, 1933, 47 Stat., p. 1397).

Estimate 1935, **\$24,873**Appropriated 1934, **\$38,700**

By objects	Obligations					
	Estimate, 1935		Estimate, 1934		Actual, 1933	
	Posi- tions	Av. salary	Posi- tions	Av. salary	Posi- tions	Av. salary
PERSONAL SERVICES, DEPARTMENTAL						
Professional service:						
Grade 6. Principal scientist.....	1	\$5,600	1	\$5,600	0.8	\$5,600
Grade 4. Scientist.....					0.5	4,000
Grade 3. Associate scientist.....	1.1	3,450	1.2	3,450	1.8	3,390
Grade 2. Assistant scientist.....					1.7	2,600
Grade 1. Junior scientist.....	2	2,100	2	2,100	0.9	2,000
Subprofessional service:						
Grade 5. Scientific aid.....	0.4	1,800	0.5	1,800		
Grade 3. Junior scientific aid.....	1	1,560	1	1,560		
Grade 1. Minor laboratory apprentice.....	1	1,140	1	1,140		
Clerical, administrative and fiscal service:						
Grade 9. Administrative assistant.....	0.7	3,400	0.8	3,400	0.7	3,400
Grade 4. Clerk.....	1	1,920	1	1,920	1	1,920
Grade 1. Underclerk.....					0.3	1,260
Total permanent, departmental.....	8.2	21,325	8.5	22,215	7.7	23,479
Deduct lapses and administrative furloughs.....				890		320
All personal services, departmental.....		21,325		21,325		23,159

Utilization of Waste Products from the Land, Bureau of Standards—Continued.

By objects	Obligations					
	Estimate, 1935		Estimate, 1934		Actual, 1933	
	Posi- tions	Av. salary	Posi- tions	Av. salary	Posi- tions	Av. salary
PERSONAL SERVICES, FIELD						
Professional service:						
Grade 3. Associate scientist.....	1	\$3,800	1	\$3,800	2	\$3,500
Grade 2. Assistant scientist.....	0.9	2,600	1	2,600	2.9	2,634
Grade 1. Junior scientist.....					1	2,000
Subprofessional service:						
Grade 2. Under laboratory apprentice.....					2	1,440
Total permanent, field.....	1.9	6,145	2	6,400	7.9	19,599
Deduct lapses and administrative furloughs.....				255		270
All personal services, field.....		6,145		6,145		19,329
Total, departmental and field.....		27,470		27,470		42,488
Deduct legislative reductions.....		2,747		4,120		4,748
01 Personal services (net).....		24,723		23,350		37,740
OTHER OBLIGATIONS						
02 Supplies and materials.....		50		50		42
06 Travel expenses.....		50		50		123
30 Equipment.....		50		50		59
Total other obligations.....		150		150		224
Grand total obligations.....		24,873		23,500		37,964
Received by transfer from "Air navigation facilities".....						-3,080
Net total obligations.....		24,873		23,500		34,884
Estimated savings and unobligated balances.....				15,200		5,116
Total estimate or appropriation.....		24,873		38,700		40,000
BY ACTIVITIES OR PROJECTS						
1. Investigation of sweetpotato starch sizing in the textile industry.....		6,950		5,890		6,830
2. Manufacture of corn-stalk paper.....		20,670		17,610		31,134
Total.....		27,620		23,500		37,964
Deduct legislative reductions.....		2,747				
Net total.....		24,873		23,500		37,964

Investigation of Automotive Engines, Bureau of Standards—

Investigation of automotive engines: For the promotion of economy and efficiency in automotive transportation by land and by air through investigations of the basic principles underlying the design, performance, operation, and testing of automotive engines, their fuels, lubricants, accessories, and the power-transmitting system used in connection with them, also such elements as brakes and brake linings; to promote economy in the use of liquid fuels and safety in vehicular traffic, including personal services in the District of Columbia and in the field, **[\$34,000] \$22,306 (U.S.C., title 5, secs. 591, 597; title 15, secs. 271-278; act Mar. 1, 1933, 47 Stat., p. 1397).**

Estimate 1935, **\$22,306**Appropriated 1934, **\$34,000**

By objects	Obligations					
	Estimate, 1935		Estimate, 1934		Actual, 1933	
	Posi- tions	Av. salary	Posi- tions	Av. salary	Posi- tions	Av. salary
PERSONAL SERVICES, DEPARTMENTAL						
Professional service:						
Grade 5. Senior scientist.....	2	\$4,800	2	\$4,800	0.6	\$4,600
Grade 4. Scientist.....	1	3,800	1	3,800	0.5	3,800
Grade 3. Associate scientist.....	1.2	3,300	1.3	3,300	1.5	3,275
Grade 2. Assistant scientist.....	1.8	2,700	2	2,700	3.5	2,715
Grade 1. Junior scientist.....					2.7	2,125
Subprofessional service:						
Grade 6. Senior scientific aid.....					0.9	2,300
Grade 5. Scientific aid.....					0.5	1,860
Grade 4. Assistant scientific aid.....					0.5	1,920
Grade 3. Junior scientific aid.....					1	1,500
Grade 2. Under laboratory apprentice.....					1.6	1,260
Clerical, administrative, and fiscal service:						
Grade 4. Clerk.....					1	1,800
Grade 3. Assistant clerk.....					0.7	1,740
Grade 2. Junior clerk.....	0.4	1,440	0.5	1,440	0.9	1,440
Custodial service:						
Grade 8. Senior mechanic.....					0.8	2,200
Grade 7. Mechanic.....					1	2,040
Grade 3. Minor mechanic.....					0.2	1,380
Grade 2. Junior laborer.....	1	1,320	1	1,320	1	1,320
Total permanent, departmental.....	7.4	24,118	7.8	25,123	18.9	41,930
Deduct lapses and administrative furloughs.....				1,005		574
Net permanent, departmental.....		24,118		24,118		41,356
Deduct legislative reductions.....		2,412		3,618		5,040
01 Personal services (net).....		21,706		20,500		36,316

Investigation of Automotive Engines, Bureau of Standards—Con.

By objects	Obligations		
	Estimate, 1935	Estimate, 1934	Actual, 1933
OTHER OBLIGATIONS			
02 Supplies and materials.....	\$300	\$300	\$572
06 Travel expenses.....	100	100	642
12 Repairs and alterations.....	200	200	40
30 Equipment.....	200	200	189
Total other obligations.....	600	600	1,443
Grand total, obligations.....	22,306	21,100	37,759
Received by transfer from "Air navigation facilities".....			-2,850
Net total obligations.....	22,306	21,100	34,909
Estimated savings and unobligated balances.....		12,900	5,091
Total estimate or appropriation.....	22,306	34,000	40,000
BY ACTIVITIES OR PROJECTS			
1. Tests and studies of basic principles of motor vehicles, aircraft, accessories, formulation of specifications, etc.....	12,623	9,425	17,100
2. Tests and studies of fuels and dopes.....	6,835	7,185	12,559
3. Development of test methods and standards for gear lubricants, oils, and greases.....	5,260	4,490	8,100
Total.....	24,718	21,100	37,759
Deduct legislative reductions.....	2,412		
Net total.....	22,306	21,100	37,759

Investigation of Dental Materials, Bureau of Standards—

Investigation of dental materials: To investigate the physical and chemical properties of dental materials, including the method of their application and the causes of deterioration of such materials in service, for the purpose of developing standards of quality and standard methods of test, including personal services in the District of Columbia and in the field, **[\$6,500] \$4,204** (U.S.C., title 5, secs. 591, 597; title 15, secs. 271-278; act. Mar. 1, 1933, 47 Stat., p. 1397).

Estimate 1935, **\$4,204**Appropriated 1934, **\$6,500**

By objects	Obligations		
	Estimate, 1935	Estimate, 1934	Actual, 1933
PERSONAL SERVICES, DEPARTMENTAL			
Professional service:	Posi- Av. tions salary	Posi- Av. tions salary	Posi- Av. tions salary
Grade 6. Principal scientist.....	0.2 \$6,000	0.2 \$6,000	0.2 \$6,000
Grade 3. Associate scientist.....	0.8 3,500	0.9 3,500	1.1 3,500
Subprofessional service:			
Grade 6. Senior scientific aid.....			0.2 2,000
Clerical, administrative, and fiscal service:			
Grade 9. Administrative assistant.....			0.1 3,400
Total permanent, departmental.....	1 4,072	1.1 4,242	1.6 5,673
Deduct lapses and administrative furloughs.....		170	78
Net permanent, departmental.....	4,072	4,072	5,595
Deduct legislative reductions.....	407	611	944
01 Personal services (net).....	3,665	3,461	4,651
OTHER OBLIGATIONS			
02 Supplies and materials.....	200	200	10
30 Equipment.....	339	339	74
Total other obligations.....	539	539	84
Grand total obligations.....	4,204	4,000	4,735
Received by transfer from "Air navigation facilities".....			-750
Net total obligations.....	4,204	4,000	3,985
Estimated savings and unobligated balances.....		2,500	1,015
Total estimate or appropriation.....	4,204	6,500	5,000

Hydraulic Laboratory Research, Bureau of Standards—

Hydraulic laboratory research: For the determination of fundamental data useful in hydraulic research and engineering, including laboratory research relating to the behavior and control of river and harbor waters, the study of hydraulic structures and water flow,

and the development and testing of hydraulic instruments and accessories, including personal services in the District of Columbia and in the field, **[\$40,000] \$26,171** (U.S.C., title 5, secs. 591, 597; title 15, secs. 271-278; act. Mar. 1, 1933, 47 Stat., p. 1397).

Estimate 1935, **\$26,171**Appropriated 1934, **\$40,000**

By objects	Obligations		
	Estimate, 1935	Estimate, 1934	Actual, 1933
PERSONAL SERVICES, DEPARTMENTAL			
Professional service:	Posi- Av. tions salary	Posi- Av. tions salary	Posi- Av. tions salary
Grade 5. Senior scientist.....	2 \$4,800	2 \$4,800	2 \$4,800
Grade 3. Associate scientist.....	2.9 3,300	3 3,300	3.1 3,300
Grade 2. Assistant scientist.....			0.2 2,800
Grade 1. Junior scientist.....	1 2,100	1 2,100	0.8 2,120
Subprofessional service:			
Grade 6. Senior draftsman.....	0.4 2,500	0.5 2,500	1 2,500
Senior mechanic.....			0.2 2,600
Grade 5. Mechanic.....	0.6 1,980	0.8 1,980	0.5 1,980
Grade 2. Under laboratory apprentice.....	1 1,560	1 1,560	1 1,560
Grade 1. Minor laboratory apprentice.....	1 1,020	1 1,020	0.3 1,020
Clerical, administrative and fiscal service:			
Grade 2. Junior clerk.....	1 1,440	1 1,440	1 1,440
Custodial service:			
Grade 3. Minor mechanic.....		0.1 1,200	1 1,200
Total permanent, departmental.....	9.9 27,412	10.4 28,554	11.1 30,586
Deduct lapses and administrative furloughs.....		1,142	419
Net permanent, departmental.....	27,412	27,412	30,167
Deduct legislative reductions.....	2,741	4,112	3,364
01 Personal services (net).....	24,671	23,300	26,803
OTHER OBLIGATIONS			
02 Supplies and materials.....	750	750	2,949
10 Furnishing heat, light, and power.....	200	200	550
12 Repairs and alterations.....			36
30 Equipment.....	550	550	10,462
Total other obligations.....	1,500	1,500	13,997
Grand total obligations.....	26,171	24,800	40,800
Received by transfer from "Air navigation facilities".....			-4,270
Net total obligations.....	26,171	24,800	36,530
Estimated savings and unobligated balances.....		15,200	3,470
Total estimate or appropriation.....	26,171	40,000	40,000
BY ACTIVITIES OR PROJECTS			
1. Design and installation of equipment.....			26,410
2. Flow-in pipe lines and fittings.....	8,039	6,923	9,175
3. Investigation of river and canal structures.....	6,613		417
4. Transportation of sediment in rivers and canals.....	10,371	13,401	2,274
5. Investigation of methods for measuring flow of water.....	3,889	4,476	2,524
Total.....	28,912	24,800	40,800
Deduct legislative reductions.....	2,741		
Net total.....	26,171	24,800	40,800

During the fiscal year **[1934] 1935** the head of any department or independent establishment of the Government having funds available for scientific investigations and requiring cooperative work by the Bureau of Standards on scientific investigations within the scope of the functions of that bureau, and which the Bureau of Standards is unable to perform within the limits of its appropriations, may, with the approval of the Secretary of Commerce, transfer to the Bureau of Standards such sums as may be necessary to carry on such investigations. The Secretary of the Treasury shall transfer on the books of the Treasury Department any sums which may be authorized hereunder, and such amounts shall be placed to the credit of the Bureau of Standards for performance of work for the department or establishment from which the transfer is made, including, where necessary, compensation for personal services in the District of Columbia and in the field (act. Mar. 1, 1933, 47 Stat., p. 1397).

Appropriations herein made for the Bureau of Standards shall be available for expenses of attendance at meetings concerned with standardization and research, or either, when incurred on the written authority of the Secretary of Commerce, and for the compensation and expenses of medical officers of the Public Health Service detailed to the Bureau of Standards for the purpose of maintaining a first-aid station and making clinical observations (act. Mar. 1, 1933, 47 Stat., p. 1398).

Miscellaneous researches—Transferred funds—Bureau of Standards

By objects	Obligations					
	Estimate, 1935		Estimate, 1934		Actual, 1933	
	Posi- tions	Av. salary	Posi- tions	Av. salary	Posi- tions	Av. salary
PERSONAL SERVICES, DEPARTMENTAL						
Professional service:						
Grade 6. Principal scientist.....	1.5	\$5,900	1.5	\$5,900	1.9	\$5,895
Grade 5. Senior scientist.....	1.3	4,600	2.3	4,600	2.3	4,660
Grade 4. Scientist.....	4.2	3,880	5.2	3,880	5.2	3,856
Grade 3. Associate scientist.....	5.8	3,350	6.8	3,350	6.8	3,345
Grade 2. Assistant scientist.....	7	2,700	9	2,700	8.9	2,694
Grade 1. Junior scientist.....	17	2,105	20	2,105	17.6	2,093
Subprofessional service:						
Grade 7. Principal scientific aid.....	3	2,666	3	2,666	1.2	2,526
Grade 6. Senior scientific aid.....	3.5	2,438	4	2,438	5.5	2,286
Grade 5. Scientific aid.....	3	1,860	3	1,860	5.3	1,926
Grade 4. Assistant scientific aid.....	5	1,630	6	1,630	4.9	1,726
Grade 3. Junior scientific aid.....	3.7	1,440	4	1,440	4.5	1,475
Grade 2. Under laboratory apprentice.....	1	1,260	2	1,260	1.8	1,300
Clerical administrative, and fiscal service:						
Grade 9. Administrative assistant.....			0.3	3,200		
Grade 5. Senior clerk.....	1	2,400	1.3	2,400	2	2,276
Grade 4. Clerk.....	2	2,100	2	2,100	1.2	2,070
Grade 3. Assistant clerk.....	2	1,820	3	1,820	1.1	1,802
Grade 2. Junior clerk.....	3	1,530	3	1,530	3.2	1,550
Grade 1. Under clerk.....	1	1,440	1	1,440	1.3	1,426
Custodial service:						
Grade 7. Mechanic.....	2	2,040	2	2,040	1.5	1,960
Grade 5. Junior mechanic.....			0.3	1,680	0.5	1,680
Grade 3. Minor mechanic.....	0.4	1,200	0.4	1,200	0.6	1,300
Grade 2. Junior laborer.....	2	1,200	2	1,200	1.5	1,115
Total permanent, departmental.....	69.4		81.8		79.1	
Deduct lapses and administrative furloughs.....		165,319		196,484		191,800
Net permanent, departmental.....		165,319		188,625		188,390
Deduct legislative reductions.....		16,532		28,293		21,185
01 Personal services (net).....		148,787		160,332		167,205
OTHER OBLIGATIONS						
02 Supplies and materials.....		3,130		3,500		2,879
06 Travel expenses.....		500		1,000		1,273
10 Furnishing heat, light, and power.....		1,000		1,500		2,000
13 Special and miscellaneous current ex- penses.....		750		1,200		1,463
30 Equipment.....		3,000		6,034		10,258
Total other obligations.....		8,380		13,234		17,873
Grand total obligations.....		157,167		173,566		185,078
Estimated savings and unobligated bal- ances.....				28,293		23,892
Total transfers.....		157,167		201,859		208,970
Deduct amount received by transfer from— War Department:						
Incidental expenses, Army.....		-10,000		-10,000		-10,000
Air Corps, Army.....		-2,000		-1,667		-2,000
Ordnance, service and supplies.....						-2,555
Gages, dies, and jigs for manufacture.....						-2,900
Navy Department:						
Aviation.....		-80,000		-81,000		-101,500
Bureau of Engineering, engineering.....				-1,000		-2,000
Naval supply account fund.....				-600		
Construction and repair, Federal Ad- ministration of Public Works.....		-2,699		-2,699		
Treasury Department—Bureau of En- graving and Printing:						
Salaries and expenses.....		-8,000		-8,000		-12,000
Distinctive papers.....		-2,000		-2,000		
National Advisory Committee for Aero- nautics.....		-14,000		-14,000		-42,400
Post Office Department:						
Equipment and supplies.....		-10,000		-10,000		-9,500
Vehicle service.....		-10,000		-10,000		-8,500
Department of Interior:						
Bureau of Reclamation, Boulder Can- yon project.....				-25,000		-14,500
Bureau of Reclamation, Federal Admin- istration of Public Works.....		-35,000				
Department of Agriculture:						
Forest roads and trails.....				-1,800		
Working fund, roads and trails, na- tional parks.....				-1,200		
Public Buildings and Public Parks of the National Capital:						
Public warehouse site and building.....						-600
Department of Commerce:						
Coast and Geodetic Survey, office ex- penses.....						-350
Bureau of Mines, general expenses.....						-86
Bureau of Mines, mineral mining in- vestigation.....						-79
Department of Justice: Bureau of Prisons:						
United States Hospital for Defective Delinquents, maintenance, 1934.....				-4,600		
Savings on account of legislative reduc- tions on these funds.....		-16,532		-28,293		

Total, Bureau of Standards, [\$2,056,045] \$1,437,702 of which amount not to exceed [\$1,800,000] \$1,256,395 may be expended for personal services in the District of Columbia.

Annual appropriations, general fund:

Estimate 1935, \$1,437,702

Appropriated 1934, \$2,056,045

BUREAU OF LIGHTHOUSES

Salaries, Bureau of Lighthouses—

Salaries: For the commissioner and other personal services in the District of Columbia, [\$100,000] \$98,523 (U.S.C., title 5, sec. 591; title 33, sec. 711; U.S.C., Supp. VI, title 33, sec. 711; act Mar. 1, 1933, 47 Stat., p. 1398).

Estimate 1935, \$98,523

Appropriated 1934, \$100,000

By objects	Obligations					
	Estimate, 1935		Estimate, 1934		Actual, 1933	
	Posi- tions	Av. salary	Posi- tions	Av. salary	Posi- tions	Av. salary
PERSONAL SERVICE, DEPARTMENTAL						
Professional and scientific service:						
Grade 8. Chief engineer.....	1	\$9,000	1	\$9,000	1	\$9,000
Grade 7. Head engineer.....	1	7,500	1	7,500	1	7,500
Grade 6. Principal engineer.....	2	5,800	2	6,000	2	6,000
Grade 5. Senior engineer.....	3	4,934	3	4,934	3	4,934
Grade 3. Associate engineer.....	2	3,500	2	3,500	2	3,500
Grade 2. Assistant engineer.....	1	2,800	1	2,800	1	2,800
Subprofessional service:						
Grade 8. Chief engineering draftsman.....	1	2,900	1	2,900	1	2,900
Clerical, administrative, and fiscal service:						
Grade 11. Principal administrator.....	1	4,600	1	4,600	1	4,600
Grade 10. Senior administrator.....	1	4,000	1	4,000	1	4,000
Grade 9. Full administrator.....	1	3,400	1	3,400	1	3,400
Grade 8. Associate administrator.....	2	3,000	2	3,000	2	3,000
Grade 7. Assistant administrator.....	1	2,700	1	2,700	1	2,700
Grade 6. Principal clerk.....	2	2,550	2	2,550	3	2,466
Grade 5. Senior clerk.....	1	2,500	1	2,500	1	2,500
Grade 4. Clerk-stenographer.....	2	2,250	2	2,250	2	2,250
Grade 3. Assistant clerk-stenographer.....	1	1,860	1	1,860		
Grade 3. Assistant clerk-stenographer.....	4	1,740	5	1,716	4	1,755
Grade 2. Junior clerk-stenographer.....	4	1,635	4	1,635	3	1,640
Grade 2. Junior clerk-stenographer.....	4	1,485	4	1,485	2	1,530
Grade 1. Underclerk.....	1	1,560	1	1,560	3	1,480
Grade 1. Underclerk.....	1	1,260	1	1,260		
Custodial service:						
Grade 4. Head messenger.....	1	1,500	1	1,500	1	1,500
Grade 3. Messenger.....	1	1,380	1	1,380	1	1,350
Grade 2. Assistant messenger.....			1	1,080	1	1,080
Total permanent, departmental.....	39	115,400	41	118,500	38	114,500
Deduct lapses and administrative furloughs.....		5,930		6,700		534
Net permanent, departmental.....		109,470		111,800		113,966
Deduct legislative reductions.....		10,947		16,800		12,035
01 Personal services (net).....		98,523		95,000		101,931
Received by transfer from "Salaries, keep- ers of lighthouses".....				-2,000		-4,500
Net total obligations.....		98,523		93,000		97,431
Estimated savings and unobligated bal- ances.....				7,000		12,569
Total estimate or appropriation.....		98,523		100,000		110,000

General Expenses, Lighthouse Service—

General expenses: For supplies, including replacement of and necessary additions to existing equipment, repairs, maintenance, and incidental expenses of lighthouses and other lights, beacons, buoyage, fog signals, lighting of rivers heretofore authorized to be lighted, light vessels, other aids to navigation, and lighthouse tenders, including the establishment, repair, and improvement of beacons and day marks, and purchase of land for same; establishment of post lights, buoys, submarine signals, and fog signals; establishment of oil or carbide houses, not to exceed \$10,000: *Provided*, That any oil or carbide house erected hereunder shall not exceed \$1,000 in cost; construction of necessary outbuildings at a cost not exceeding \$1,000 at any one light station in any fiscal year; improvement of grounds and buildings connected with light stations and depots; restoring light stations and depots and buildings connected therewith: *Provided further*, That such restoration shall be limited to the original purpose of the structures; wages of persons attending post lights; temporary employees and field force while engaged on works of general repair and maintenance, and laborers and mechanics at lighthouse depots; rations and provisions or commutation thereof for working parties in the field, officers and crews of light vessels and tenders, and officials and other authorized persons of the Lighthouse Service on duty on board of such tenders or vessels, and money accruing from commutation for rations and provisions for the above-named persons on board of tenders and light vessels or in working parties in the field may be paid on proper vouchers to the person having charge of the mess of such vessel or party; not exceeding \$2,000 for packing, crating, and transporting personal household effects of employees when transferred from one official station to another for permanent duty; purchase of rubber boots, oilskins, rubber gloves, and coats, caps, and aprons for stewards' departments on vessels; reimbursement under rules prescribed by the Secretary of Commerce of keepers of light stations and masters of light vessels and of lighthouse tenders for rations and provisions and clothing furnished shipwrecked persons who

may be temporarily provided for by them, not exceeding in all \$5,000 in any fiscal year; fuel, light, and rent of quarters where necessary for keepers of lighthouses; purchase of land sites for fog signals; rent of necessary ground for all such lights and beacons as are for temporary use or to mark changeable channels and which in consequence can not be made permanent; rent of offices, depots, and wharves; traveling expenses, including travel for the examinations authorized by the Act entitled "An Act to provide for retirement for disability in the Lighthouse Service," approved March 4, 1925 (U.S.C., title 33, sec. 765); mileage; library books for light stations and vessels, and technical books and periodicals not exceeding \$1,000; traveling expenses of teachers while actually employed by States or private persons to instruct the children of keepers of lighthouses; all other contingent expenses of district offices and depots, including the purchase of provisions for sale to lighthouse keepers at isolated stations, and the appropriation reimbursed, purchase not to exceed \$3,600, exchange, maintenance, operation, and repair of motor-propelled passenger-carrying vehicles for official use in field work; payment of rewards for the apprehension and conviction, or for information helpful to the apprehension and conviction of persons found interfering with aids to navigation maintained by the Lighthouse Service, in violation of section 6 of the Act of May 14, 1908 (U.S.C., title 33, sec. 761), [and not exceeding \$8,500 for contingent expenses of the office of the Bureau of Lighthouses, in the District of Columbia; \$4,009,000] \$3,752,980 (U.S.C., title 5, sec. 591; title 33, secs. 711, 761, 765; U.S.C., Supp. VI, title 33, sec. 711; act Mar. 1, 1933, 47 Stat., pp. 1398-1399).

Estimate 1935, **\$3,752,980**Appropriated 1934, **\$4,009,000**

By objects	Obligations					
	Estimate, 1935		Estimate, 1934		Actual, 1933	
	Posi- tions	Av. salary	Posi- tions	Av. salary	Posi- tions	Av. salary
PERSONAL SERVICES, FIELD						
Custodial service:						
Grade 10. Chief mechanical superintendent.....	2	\$3,200	2	\$3,200	2	\$3,200
Grade 9. Assistant mechanical superintendent.....	5	2,827	5	2,827	5	2,827
Grade 8. Principal mechanic.....	50	2,448	50	2,448	52	2,449
Grade 7. Senior mechanic.....	102	2,125	102	2,125	102	2,125
Light attendants.....	14	2,009	14	2,009	14	2,009
Grade 6. Mechanic.....	49	1,878	49	1,878	49	1,878
Grade 5. Junior mechanic.....	18	1,641	18	1,641	18	1,641
Grade 4. Under mechanic.....	16	1,568	16	1,568	16	1,568
Grade 3. Senior laborer.....	38	1,318	38	1,318	46	1,381
Minor mechanic.....	1	1,252	1	1,252	1	1,252
Grade 2. Junior laborer.....	68	1,249	68	1,249	68	1,249
Minor domestic attendant.....	1	1,080	1	1,080	1	1,080
Grade 1. Junior domestic attendant.....	1	660	1	660	1	660
Under \$600. Lamplighter.....	997	273	997	273	1,159	249
Total permanent, field.....	1,362	944,648	1,362	944,648	1,534	979,448
Deduct lapses and administrative furloughs.....		31,888		31,888		33,559
Net permanent, field.....		912,760		912,760		945,889
Temporary employees, field.....		138,440		138,440		178,169
All personal services, field.....		1,051,200		1,051,200		1,124,058
Deduct legislative reductions.....		105,120		157,680		97,474
Total cash paid salaries and wages.....		946,080		893,520		1,026,584
Deduct amount included in objects below.....		300,000		300,000		382,679
01 Personal services (net).....		646,080		593,520		643,905
OTHER OBLIGATIONS						
02 Supplies and materials.....		700,000		700,000		704,681
023 Fuel and illuminants.....		640,000		640,000		615,938
03 Subsistence.....		410,000		410,000		404,939
12 Repairs and alterations.....		680,000		710,000		877,347
13 Miscellaneous.....		350,000		350,000		353,167
30 Equipment.....		273,000		275,000		314,639
31 Land.....						1,450
32 Structures and parts and nonstructural improvements to land (including fixed equipment).....		53,900		54,880		137,334
Total other obligations.....		3,106,900		3,139,880		3,409,515
Grand total obligations.....		3,752,980		3,733,400		4,053,420
Estimated savings and unobligated balances.....				275,600		146,580
Total estimate or appropriation.....		3,752,980		4,009,000		4,200,000
By ACTIVITIES						
1. Offices.....		148,500		148,000		148,676
2. Depots.....		510,200		460,000		489,856
3. Vessels.....		1,335,000		1,325,000		1,424,572
4. Buoys and appendages.....		525,000		515,000		596,475
5. Fixed aid.....		1,339,400		1,285,400		1,393,841
Deduct legislative reductions.....		3,858,100		3,733,400		4,053,420
Total.....		3,752,980		3,733,400		4,053,420

Salaries, Keepers of Lighthouses—

Keepers of lighthouses: For salaries of not exceeding one thousand eight hundred lighthouse and fog-signal keepers and persons attending lights, exclusive of post lights, **[\$1,783,500]** \$1,621,510 (U.S.C., title 5, sec. 591; title 33, sec. 711; U.S.C., Supp. VI, title 33, sec. 711; act Mar. 1, 1933, 47 Stat., p. 1399).

Estimate 1935, **\$1,621,510**Appropriated 1934, **\$1,783,500**

By objects	Obligations					
	Estimate, 1935		Estimate, 1934		Actual, 1933	
	Posi- tions	Av. salary	Posi- tions	Av. salary	Posi- tions	Av. salary
PERSONAL SERVICES, FIELD						
Custodial service:						
Grade 8. Lighthouse keeper.....	15	\$2,015	15	\$2,015	15	\$2,015
Grade 7. Lighthouse keeper.....	47	1,868	47	1,868	47	1,868
Grade 6. Lighthouse keeper.....	351	1,780	373	1,780	380	1,778
Light attendant.....	21	1,755	21	1,755	21	1,755
Grade 5. Lighthouse keeper.....	673	1,594	691	1,595	709	1,594
Grade 4. Lighthouse keeper.....	99	1,453	133	1,451	137	1,450
Grade 3. Lighthouse keeper.....	1	1,200	3	1,200	3	1,200
Grade 2. Lighthouse keeper.....	1	1,080	1	1,080	1	1,080
Under \$600. Laborer.....	10	592	10	592	10	592
Lamplighter.....	179	363	164	363	164	363
Total permanent, field.....	1,397		1,458		1,487	
Deduct lapses and administrative furloughs.....		2,069,442		2,184,076		2,229,444
Net permanent, field.....		66,542		115,363		46,873
Temporary employees, field.....		2,002,900		2,068,713		2,182,571
All personal services, field.....		21,000		21,000		33,484
Deduct quarters furnished.....		2,023,900		2,089,713		2,216,055
Deduct legislative reductions.....		200,000		202,000		211,769
01 Personal services (net).....		1,823,900		1,887,713		2,004,286
Transfers to—		202,390		313,457		219,850
“Salaries, Bureau of Lighthouses”.....						
“Salaries, Lighthouse Service”.....						
“Retired pay, Lighthouse Service”.....						
Net total obligations.....		1,621,510		1,668,951		1,839,336
Estimated savings and unobligated balances.....				114,549		265,944
Total estimate or appropriation.....		1,621,510		1,783,500		2,105,280

Salaries, Lighthouse Vessels—

Lighthouse vessels: For salaries and wages of officers and crews of light vessels and lighthouse tenders, including temporary employment when necessary, **[\$2,221,800]** \$1,958,850 (U.S.C., title 5, sec. 591; title 33, sec. 711; U.S.C., Supp. VI, title 33, sec. 711; act Mar. 1, 1933, 47 Stat., p. 1399).

Estimate 1935, **\$1,958,850**Appropriated 1934, **\$2,221,800**

By objects	Obligations					
	Estimate, 1935		Estimate, 1934		Actual, 1933	
	Posi- tions	Av. salary	Posi- tions	Av. salary	Posi- tions	Av. salary
PERSONAL SERVICES, FIELD						
Professional service:						
Grade 3. Captain.....	12	\$3,280	12	\$3,280	12	\$3,280
Master.....	3	3,280	3	3,280	3	3,280
Subprofessional service:						
Grade 8. Master.....	31	3,013	31	3,013	31	3,013
Chief engineer.....	12	2,867	12	2,867	12	2,867
Engineer.....	19	2,726	19	2,726	19	2,726
Grade 7. Master.....	36	2,417	43	2,417	45	2,417
First officer.....	1	2,340	1	2,340	1	2,340
Engineer.....	25	2,333	25	2,333	26	2,333
Grade 6. Master.....	13	2,234	16	2,234	18	2,234
First officer.....	36	2,185	36	2,185	38	2,185
Engineer.....	35	2,185	40	2,185	41	2,185
Assistant engineer.....	72	2,136	72	2,136	75	2,136
Mate.....	33	2,085	41	2,085	44	2,085
Grade 5. Second officer.....	3	2,080	3	2,080	3	2,080
First officer.....	3	1,980	3	1,980	3	1,980
Radio operator.....	1	1,980	1	1,980	1	1,980
Engineer.....	3	1,960	6	1,960	6	1,960
Second officer.....	25	1,911	25	1,911	25	1,911
Machinist.....	3	1,900	3	1,900	3	1,900
Assistant engineer.....	37	1,898	45	1,898	47	1,898
Mate.....	8	1,885	10	1,885	10	1,885
Third officer.....	1	1,800	1	1,800	1	1,800
Grade 4. Second officer.....	8	1,771	8	1,771	8	1,771
Engineer.....	1	1,740	1	1,740	1	1,740
Radio operator.....	6	1,640	6	1,640	6	1,640
Grade 3. Radio operator.....	60	1,480	60	1,480	62	1,480
Second officer.....	1	1,440	1	1,440	1	1,440
Custodial service:						
Grade 6. Yeoman.....	1	1,680	1	1,680	1	1,680
Quartermaster.....	1	1,680	1	1,680	1	1,680
Grade 5. Steward.....	5	1,583	5	1,583	5	1,583

Salaries, Lighthouse Vessels—Continued.

By objects	Obligations					
	Estimate, 1935		Estimate, 1934		Actual, 1933	
	Posi- tions	Av. salary	Posi- tions	Av. salary	Posi- tions	Av. salary
PERSONAL SERVICES, FIELD—continued						
Custodial service—Continued.						
Grade 4. Cook.....	9	\$1,471	9	\$1,471	9	\$1,471
Shipkeeper.....	1	1,440	1	1,440	1	1,440
Carpenter.....	1	1,440	1	1,440	1	1,440
Boatswain.....	1	1,380	1	1,380	1	1,380
Steward.....	1	1,320	1	1,320	1	1,320
Grade 3. Oiler, senior.....	13	1,257	13	1,257	13	1,257
Steward.....	29	1,235	29	1,235	29	1,235
Cook.....	22	1,225	22	1,225	22	1,225
Grade 2. Electrician.....	1	1,170	1	1,170	1	1,170
Quartermaster.....	21	1,166	21	1,166	21	1,166
Fireman, 1st class.....	17	1,164	17	1,164	17	1,164
Cook.....	57	1,132	64	1,132	66	1,132
Boatswain.....	2	1,110	2	1,110	2	1,110
Carpenter.....	1	1,080	1	1,080	1	1,080
Under \$1,080. Mess attendant.....	3	1,050	3	1,050	3	1,050
Carpenter.....	1	1,020	1	1,020	1	1,020
Cook.....	28	982	30	981	31	981
Boatswain.....	11	965	11	965	11	965
Fireman.....	70	956	72	956	74	956
Quartermaster.....	93	937	93	937	93	937
Seaman.....	143	919	144	918	146	918
Oiler.....	138	918	138	918	138	918
Shipkeeper.....	1	900	1	900	1	900
Steward.....	3	860	3	860	3	860
Grade 1. Fireman.....	162	838	162	838	162	838
Seaman.....	391	768	394	768	404	768
Deckhand.....	5	720	5	720	7	720
Winchman.....	3	706	3	706	3	706
Mess attendant.....	91	640	91	640	98	640
Steward.....	1	600	1	600	1	600
Under \$600. Mess attendant.....	3	529	3	529	3	529
Total permanent, field.....	1,818		1,869		1,913	
Deduct lapses and administrative furloughs.....		2,242,440		2,333,350		2,391,552
		67,500		111,580		81,308
Net permanent, field.....		2,174,940		2,221,770		2,310,244
Temporary employees, field.....		1,800		2,000		2,865
All personal services, field.....		2,176,740		2,223,770		2,313,109
Deduct quarters furnished.....		240		240		240
Deduct legislative reductions.....		2,176,500		2,223,530		2,312,869
		217,650		333,530		176,350
01 Personal services (net).....		1,958,850		1,890,000		2,136,519
Estimated savings and unobligated balances.....				331,800		233,481
Total estimate or appropriation.....		1,958,850		2,221,800		2,370,000

Salaries, Lighthouse Service—

Superintendents, clerks, and so forth: For salaries of eighteen superintendents of lighthouses, and of assistant superintendents, clerks, draftsmen, and other authorized permanent employees in the district offices and depots of the Lighthouse Service, exclusive of those regularly employed in the office of the Bureau of Lighthouses, District of Columbia, **\$589,000** *(U.S.C., title 5, sec. 591; title 33, sec. 711; U.S.C., Supp. VI, title 33, sec. 711; act Mar. 1, 1933, 47 Stat., p. 1399)*.

Estimate 1935, **\$608,165**Appropriated 1934, **\$589,000**

By objects	Obligations					
	Estimate, 1935		Estimate, 1934		Actual, 1933	
	Posi- tions	Av. salary	Posi- tions	Av. salary	Posi- tions	Av. salary
PERSONAL SERVICES, FIELD						
Professional and scientific service:						
Grade 7. Head engineer.....	2	\$6,500	2	\$6,500	2	\$6,750
Grade 6. Principal engineer.....	18	5,863	18	5,863	16	5,857
Grade 5. Senior engineer.....	6	4,767	6	4,767	6	4,767
Grade 4. Engineer.....	7	3,971	7	3,971	7	3,971
Grade 3. Associate engineer.....	14	3,373	13	3,386	13	3,386
Grade 2. Assistant engineer.....	16	2,887	16	2,887	14	2,879
Assistant scientist.....	2	2,800	2	2,800	2	2,800
Grade 1. Junior engineer.....	11	2,098	10	2,108	10	2,120
Subprofessional service:						
Grade 8. Chief engineering draftsman.....	1	2,600	1	2,600	1	2,600
Grade 7. Principal engineering draftsman.....	6	2,467	6	2,467	6	2,467
Clerical, administrative, and fiscal service:						
Grade 12. Chief investigator.....	1	5,000	1	5,000	1	5,000
Grade 9. Full administrator.....	11	3,417	12	3,416	13	3,415
Clerical, administrative, and fiscal service:						
Grade 8. Storekeeper.....	1	3,300	1	3,300	1	3,300
Associate administrator.....	6	3,217	6	3,217	6	3,217
Purchasing agent.....	1	3,100	1	3,100	1	3,100
Grade 6. Principal clerk.....	18	2,490	18	2,490	19	2,490
Grade 5. Senior clerk.....	13	2,146	13	2,146	13	2,146
Grade 4. Clerk.....	20	1,880	20	1,880	20	1,880
Grade 3. Assistant clerk-stenographer.....	17	1,685	15	1,690	15	1,690
Assistant clerk.....	7	1,680	7	1,680	7	1,680

Salaries, Lighthouse Service—Continued.

By objects	Obligations					
	Estimate, 1935		Estimate, 1934		Actual, 1933	
	Posi- tions	Av. salary	Posi- tions	Av. salary	Posi- tions	Av. salary
PERSONAL SERVICES, FIELD—continued						
Clerical, administrative, and fiscal service—Continued.						
Grade 2. Junior clerk-stenographer.....	17	\$1,463	15	\$1,466	11	\$1,475
Junior clerk.....	10	1,451	10	1,451	10	1,451
Grade 1. Under clerk.....	5	1,284	5	1,284	5	1,284
Telephone operator.....	1	1,260	1	1,260	1	1,260
Custodial service:						
Grade 9. Depot keeper.....	6	2,578	5	2,585	5	2,585
Grade 8. Depot keeper.....	11	2,202	11	2,202	11	2,202
Grade 7. Depot keeper.....	3	2,013	3	2,013	3	2,013
Assistant depot keeper.....	4	1,905	4	1,905	2	1,950
Grade 6. Assistant depot keeper.....	6	1,750	6	1,750	2	1,740
Depot keeper.....	1	1,680	1	1,680	1	1,680
Chief watchman.....	1	1,680	1	1,680	1	1,680
Grade 5. Watchman.....	10	1,593	12	1,577	12	1,577
Depot keeper.....	4	1,545	4	1,545	4	1,545
Assistant depot keeper.....	1	1,560				
Grade 4. Head messenger.....	1	1,560	1	1,560	1	1,560
Watchman.....	5	1,408	5	1,408	4	1,430
Assistant depot keeper.....	1	1,380	1	1,380		
Janitor.....	1	1,380	1	1,380	1	1,380
Grade 3. Watchman.....	2	1,260	1	1,320	1	1,320
Messenger.....	4	1,267	3	1,290	4	1,290
Grade 2. Watchman.....	1	1,260	1	1,260	1	1,260
Assistant messenger.....	2	1,110	2	1,110	2	1,110
Junior laborer.....	2	1,110	2	1,110	2	1,110
Under \$600. Depot keeper.....	1	300	1	300	1	300
Total permanent, field.....	278	696,267	271	684,847	258	655,737
Deduct lapses and administrative furloughs.....		13,217		5,096		11,039
Net permanent, field.....		683,050		679,751		644,698
Temporary employees, field.....				3,060		2,108
All personal services, field.....		683,050		682,811		646,806
Deduct quarters furnished.....		6,580		6,340		6,660
Deduct legislative reductions.....		676,470		676,471		640,146
		68,305		101,471		65,499
01 Personal services (net).....		608,165		575,000		574,647
Transferred from "Salaries, keepers of light-houses".....				-31,000		-45,000
Net total obligations.....		608,165		544,000		529,647
Estimated savings and unobligated balances.....				45,000		70,353
Total estimate or appropriation.....		608,165		589,000		600,000

Retired Pay, Lighthouse Service—

Retired pay: For retired pay of officers and employees engaged in the field service or on vessels of the Lighthouse Service, except persons continuously employed in district offices and shops, **\$411,300** *(U.S.C., title 5, sec. 591; title 33, secs. 711, 763, 765; U.S.C., Supp. VI, title 33, secs. 711, 763a; act Mar. 1, 1933, 47 Stat., p. 1399)*.

Estimate 1935, **\$480,510**Appropriated 1934, **\$411,300**

By objects	Obligations		
	Estimate, 1935	Estimate, 1934	Actual, 1933
2110 Retirement pay.....	\$533,900	\$496,465	\$416,675
Deduct legislative reductions.....	53,390	74,470	30,152
Net cash paid retired employees.....	480,510	421,995	386,523
Transfers from "Salaries, keepers of light-houses".....		-61,695	-5,400
Net total obligations.....	480,510	360,300	381,123
Estimated savings and unobligated balances.....		51,000	32,877
Total estimate or appropriation.....	480,510	411,300	414,000

Vessels for Lighthouse Service—

Aids to Navigation, Lighthouse Service—

By objects	Obligations		
	Estimate, 1935	Estimate, 1934	Actual, 1933
12 Repairs and alterations.....		\$10,000	\$360,270
30 Equipment.....		15,000	1,035,103
31 Land.....			
32 Structures and nonstructural improvements.....		24,000	142,528
Total obligations.....		49,000	1,537,901

Vessels for Lighthouse Service—Continued.
Aids to Navigation, Lighthouse Service—Continued.

By objects	Obligations		
	Estimate, 1935	Estimate, 1934	Actual, 1933
1932 and prior year appropriations obligated in 1933			—\$1,536,901
1933 and prior year appropriations obligated in 1934		—\$49,000	+49,000
Total estimate or appropriation			50,000
BY ACTIVITIES OR PROJECTS			
Vessels for Lighthouse Service		10,000	1,169,334
Aids to navigation, Lighthouse Service		39,000	368,567
Total		49,000	1,537,901

Vessels for Lighthouse Service, Emergency Construction—
Aids to Navigation, Lighthouse Service, Emergency Construction
(Act July 21, 1932)—

By objects	Obligations		
	Estimate, 1935	Estimate, 1934	Actual, 1933
12 Repairs and alterations		\$26,207	\$396,638
30 Equipment		92,165	307,607
31 Land			
32 Structures and nonstructural improvements		67,617	632,191
Total obligations		185,989	1,336,436
933 appropriation obligated in 1934		—185,989	+185,989
Net total obligations			1,522,425
Estimated savings and unobligated balance			2,287,575
Total estimate or appropriation			3,810,000
BY ACTIVITIES OR PROJECTS			
Vessels for Lighthouse Service		21,991	246,775
Aids to Navigation, Lighthouse Service		163,998	1,089,661
Total		185,989	1,336,436

National Industrial Recovery—

By objects	Obligations		
	Estimate, 1935	Estimate, 1934	Actual, 1933
12 Repairs and alterations	\$474,968	\$1,145,532	
30 Equipment	117,000	608,000	
31 Land	5,000	45,000	
32 Structures and nonstructural improvements	1,428,234	1,555,000	
Total obligations	2,025,202	3,353,532	
1934 appropriation obligated in 1935	—2,025,202	+2,025,202	
Net total obligations		5,378,734	
Received by transfer from Federal Emergency Administration of Public Works		—5,378,734	
Total estimate or appropriation			
BY PROJECTS			
Expenditures and obligations for vessels	392,000	1,021,500	
Expenditures and obligations for aids	1,633,202	2,332,032	
Total	2,025,202	3,353,532	

Total, Bureau of Lighthouses, annual appropriations, general fund:

Estimate 1935, \$8,520,538

Appropriated 1934, \$9,114,600

COAST AND GEODETIC SURVEY

Party Expenses, Coast and Geodetic Survey—

For every expenditure requisite for and incident to the work of the Coast and Geodetic Survey, including maintenance, repair, exchange, and operation of motor-propelled or horse-drawn vehicles for official use in field work, purchase of motor cycles with side cars, including their exchange, not to exceed \$1,000, surveying instruments, including their exchange, rubber boots, canvas and rubber gloves, goggles, and caps, coats, and aprons for stewards' departments on vessels, extra compensation at not to exceed \$1 per day for each station to employees of the Lighthouse Service and the Weather Bureau while observing tides or currents, services of one tide observer in the District of Columbia at not to exceed \$1 per day, and compensation, not otherwise appropriated for, of persons employed in the field work, and for expenses of attendance at meetings concerned with the work of the Coast and Geodetic Survey when incurred on the written authority of the Secretary of Commerce, to be expended in accordance with the regulations relating to the Coast and Geodetic Survey [subscribed] prescribed by the Secretary of Commerce, and under the following heads:

Field expenses, Atlantic coast: For surveys and necessary resurveys of the Atlantic and Gulf coasts of the United States, including the coasts of outlying islands under the jurisdiction of the United States, and including the employment in the field and office of one physicist to develop survey methods based on transmission of sound through sea water, [\$102,000] \$105,000: *Provided*, That not more than \$35,000 of this amount shall be expended on the coasts of said outlying islands and the Atlantic entrance to the Panama Canal (*U.S.C., title 5, secs. 591, 597; title 33, secs. 881–888; act Mar. 1, 1933, 47 Stat., p. 1399*).

Est. 1935, \$105,000

App. 1934, \$102,000

By objects	Obligations					
	Estimate, 1935		Estimate, 1934		Actual, 1933	
PERSONAL SERVICES, FIELD	Posi- tions	Av. salary	Posi- tions	Av. salary	Posi- tions	Av. salary
Professional service:						
Grade 5. Senior electrical engineer.....	1	\$4, 600	1	\$4, 600	1	\$4, 600
Clerical, administrative, and fiscal service:						
Grade 3. Assistant clerk.....	4	1, 710	4	1, 710	4	1, 710
Net permanent, field.....	5	11, 440	5	11, 440	5	11, 440
Temporary employees, field.....		48, 560		48, 560		47, 603
All personal services, field.....		60, 000		60, 000		59, 043
Total, departmental and field.....		60, 000		60, 000		59, 043
Deduct legislative reductions.....		6, 000		9, 000		5, 892
01 Personal services (net).....		54, 000		51, 000		53, 151
OTHER OBLIGATIONS						
02 Supplies and materials.....		21, 000		21, 000		37, 563
06 Travel expenses.....		2, 000		2, 000		3, 086
11 Rents.....		5, 000		5, 000		7, 824
12 Repairs.....		1, 000		1, 000		2, 045
13 Special current expenses.....		3, 000		3, 000		5, 218
30 Equipment.....		19, 000		10, 000		28, 721
Total other obligations.....		51, 000		42, 000		84, 457
Grand total obligations.....		105, 000		93, 000		137, 608
Estimated savings and unobligated bal- ances.....				9, 000		12, 392
Total estimate or appropriation.....		105, 000		102, 000		150, 000
BY PROJECTS						
1. Overhead.....		21, 600		17, 300		31, 843
2. Surveys, North Atlantic Coast.....		37, 300		38, 800		57, 733
3. Surveys, South Atlantic Coast.....		25, 400		12, 700		39, 728
4. Surveys, Gulf Coast.....		26, 700		24, 200		8, 304
Total.....		111, 000		93, 000		137, 608
Deduct legislative reductions.....		6, 000				
Net total.....		105, 000		93, 000		137, 608

Pacific coast: For surveys and necessary resurveys of coasts on the Pacific Ocean under the jurisdiction of the United States, and including the employment in the field and office of one physicist to develop survey methods based on transmission of sound through sea water, **[\$141,220]** \$144,520 (*U.S.C., title 5, secs. 591, 597; title 33, secs. 881-888; act Mar. 1, 1933, 47 Stat., p. 1400*).

Est. 1935, \$144,520

App. 1934, \$141,220

By objects	Obligations					
	Estimate, 1935		Estimate, 1934		Actual, 1933	
	Posi- tions	Av. salary	Posi- tions	Av. salary	Posi- tions	Av. salary
PERSONAL SERVICES, FIELD						
Professional service:						
Grade 6. Principal electrical engineer	1	\$5,800	1	\$5,800	1	\$5,800
Grade 5. Senior cartographer	1	4,800	1	4,800	1	4,800
Senior mathematician	1	4,800	1	4,800	1	4,800
Grade 4. Full lithographer	1	4,000	1	4,000	1	4,000
Grade 2. Assistant cartographic draftsman	1	2,600	1	2,600	1	2,600
Clerical, administrative and fiscal service:						
Grade 8. Administrative assistant	1	3,100	1	3,100	1	3,100
Grade 4. Clerk	1	1,980	1	1,980	1	1,980
Grade 3. Assistant clerk	2.4	1,680	2.4	1,680	2.4	1,680
Custodial service:						
Grade 8. Principal mechanic	1	2,280	1	2,280	1	2,280
Total permanent, field	10.4	33,347	10.4	33,347	10.4	33,347
Temporary employees, field		32,653		32,653		29,486
All personal services, field		66,000		66,000		62,833
Deduct legislative reductions		6,600		9,900		5,929
01 Personal services (net)		59,400		56,100		56,904
OTHER OBLIGATIONS						
02 Supplies and materials		40,000		40,000		56,454
06 Travel expenses		4,500		4,500		5,772
11 Rents		7,000		7,000		9,793
12 Repairs		1,500		1,500		159
13 Special current expenses		6,220		6,220		8,049
30 Equipment		25,900		16,000		26,599
Total other obligations		85,120		75,220		106,826
Grand total obligations		144,520		131,320		163,730
Transferred to "Pay and allowances, commissioned officers, Coast and Geodetic Survey"						+5,000
Transferred to "Salaries, Coast and Geodetic Survey"						+11,372
Net total obligations		144,520		131,320		180,102
Estimated savings and unobligated balances				9,900		19,898
Total estimate or appropriation		144,520		141,220		200,000
BY PROJECTS						
1. Overhead		23,830		22,180		32,425
2. Surveys, Pacific coast, United States		76,150		52,250		48,915
3. Surveys, Alaska		19,950		29,400		36,772
4. Field station, Hawaiian Islands		490		490		490
5. Surveys, Philippine Islands		30,700		27,000		45,128
Total		151,120		131,320		163,730
Deduct legislative reductions		6,600				
Net total		144,520		131,320		163,730

Tides, currents, and so forth: For continuing researches in physical hydrography, relating to harbors and bars, and for tidal and current observations on the coasts of the United States, or other coasts under the jurisdiction of the United States, **[\$16,820]** \$13,440 (*U.S.C., title 5, secs. 591, 597; title 33, secs. 881-888; act Mar. 1, 1933, 47 Stat., p. 1400*).

Est. 1935, \$13,440

App. 1934, \$16,820

By objects	Obligations					
	Estimate, 1935		Estimate, 1934		Actual, 1933	
	Posi- tions	Av. salary	Posi- tions	Av. salary	Posi- tions	Av. salary
PERSONAL SERVICES, FIELD						
Clerical, administrative, and fiscal service:						
Grade 3. Assistant clerk-stenographer	0.3	\$1,620	0.3	\$1,620	0.3	\$1,620
Subprofessional services:						
Grade 2. Under scientific helper (tide observer)	1.3	1,260	1	1,260	1	1,260
Total permanent, field	1.3	1,746	1.3	1,746	1.3	1,746
Temporary employees, field		9,856		9,856		13,044
All personal services, field		11,602		11,602		14,790
Deduct legislative reductions		1,160		1,740		1,184
01 Personal services (net)		10,442		9,862		13,606

Party Expenses, Coast and Geodetic Survey—Continued.

By objects	Obligations		
	Estimate, 1935	Estimate, 1934	Actual, 1933
OTHER OBLIGATIONS			
02 Supplies and materials	\$412	\$458	\$375
04 Care of animals and vehicles			4
05 Communication service	10	10	8
06 Travel expenses	600	600	750
07 Transportation of things	220	220	253
11 Rents	124	124	3
12 Repairs and alterations	750	750	330
13 Special and miscellaneous current expenses	332	332	46
30 Equipment	325	325	578
32 Structures and fixed equipment	225	225	
Total other obligations	2,998	3,044	2,347
Grand total obligations	13,440	12,906	15,953
Estimated savings and unobligated balances		3,914	4,047
Total estimate or appropriation	13,440	16,820	20,000
BY PROJECTS			
1. Administration	1,203	925	1,550
2. Primary tide stations, Atlantic, Gulf, and Pacific coasts	9,142	9,542	7,746
3. Tide and current surveys	4,255	4,179	7,841
Total	14,600	14,646	17,137
Deduct legislative reductions	1,160	1,740	1,184
Net total	13,440	12,906	15,953

Coast pilot: For compilation of the Coast Pilot, including the employment of such pilots and nautical experts, and stenographic help in the field and office as may be necessary for the same; **[\$5,200]** \$5,370 (*U.S.C., title 5, secs. 591, 597; title 33, secs. 881-888; act Mar. 1, 1933, 47 Stat., p. 1400*).

Est. 1935, \$5,370

App. 1934, \$5,200

By objects	Obligations					
	Estimate, 1935		Estimate, 1934		Actual, 1933	
	Posi- tions	Av. salary	Posi- tions	Av. salary	Posi- tions	Av. salary
PERSONAL SERVICES, FIELD						
Subprofessional service:						
Grade 5. Nautical expert			1	\$1,920	1	\$1,920
Clerical, administrative, and fiscal service:						
Grade 3, senior stenographer	1	\$1,620	1	1,620	1	1,620
Total permanent, field	1	1,620	2	3,540	2	3,540
Deduct lapses and administrative furloughs				1,920		480
Net permanent, field		1,620		1,620		3,060
Temporary employees, field		1,384		1,550		1,214
All personal services, field		3,004		3,170		4,274
Total, departmental and field		3,004		3,170		4,274
Deduct legislative reductions		300		476		382
01 Personal services (net)		2,704		2,694		3,892
OTHER OBLIGATIONS						
02 Supplies and materials		375		710		124
06 Travel expenses		1,291		700		510
11 Rent (boat hire)		1,000				
Total, other obligations		2,666		1,410		634
Grand total obligations		5,370		4,104		4,526
Estimated savings and unobligated balances				1,096		974
Total estimate or appropriation		5,370		5,200		5,500
BY PROJECTS						
1. Office work on Coast Pilots		1,620		1,376		2,787
2. Field examination for revision of U.S. Coast Pilots		4,050		2,728		1,739
Total		5,670		4,104		4,526
Deduct legislative reductions		300				
Net total		5,370		4,104		4,526

Magnetic work: For continuing magnetic and seismological observations and to establish meridian lines in connection therewith in all parts of the United States; making magnetic and seismological observations in other regions under the jurisdiction of the United States; purchase of additional magnetic and seismological instruments; lease of sites where necessary and the erection of temporary magnetic and seismological buildings; and including the employment in the field and office of such magnetic and seismological observers and stenographic services as may be necessary, **[\$37,160]** \$35,079 (U.S.C., title 5, secs. 591, 597; title 33, secs. 881-888; act Mar. 1, 1933, 47 Stat., p. 1400).

Est. 1935, \$35,079

App. 1934, \$37,160

By objects	Obligations					
	Estimate, 1935		Estimate, 1934		Actual, 1933	
	Posi- tions	Av. salary	Posi- tions	Av. salary	Posi- tions	Av. salary
PERSONAL SERVICES, FIELD						
Professional service:						
Grade 4. Full magnetic and seismological observer	2	\$4,300	2	\$4,300	2	\$4,300
Grade 3. Associate magnetic and seismological observer	2	3,700	2	3,700	2	3,700
Grade 2. Assistant magnetic and seismological observer	2	2,950	2	2,950	2	2,950
Grade 1. Junior magnetic and seismological observer	3	2,167	3	2,167	3	2,167
Clerical, administrative, and fiscal service:						
Grade 3. Senior stenographer	0.3	1,620	0.3	1,620	0.3	1,620
Custodial service:						
Grade 3. Minor mechanic (general utility man)	1	1,200	1	1,200	1	1,200
Total permanent field	10.3	30,087	10.3	30,087	10.3	30,087
Deduct lapses and administrative furloughs				1,833		2,577
Net permanent field		30,087		28,254		27,510
Temporary employees, field		5,027		4,933		5,511
All personal services, field		35,114		33,187		33,021
Deduct subsistence and quarters furnished		900		960		1,159
		34,214		32,227		31,862
Deduct legislative reduction		3,421		5,253		3,380
01 Personal services (net)		30,793		26,974		28,482
OTHER OBLIGATIONS						
02 Supplies and materials		2,000		2,147		2,425
04 Storage of motor cars		50		48		35
05 Communication service		150		131		139
06 Travel expenses		800		610		1,053
07 Transportation of things		250		210		866
10 Furnishing heat, light, and power		750		570		670
11 Rents		135		135		135
12 Repairs and alterations				410		667
13 Special and miscellaneous		151		113		25
30 Equipment				212		915
32 Structural and nonstructural improvements				200		103
Total other obligations		4,286		4,786		7,033
Grand total obligations		35,079		31,760		35,515
Estimated savings and unobligated balances				5,400		4,485
Total estimate or appropriation		35,079		37,160		40,000
BY ACTIVITIES OR PROJECTS						
1. Administration		7,400		7,248		8,135
2. Magnetic and seismological observatories (6)		23,300		21,518		24,238
3. California strong motion seismological program		4,600		683		1,457
4. Magnetic surveys		3,000		1,964		960
5. Cooperative seismological stations		200		347		725
		38,500		31,760		35,515
Deduct legislative reductions		3,421				
Total		35,079		31,760		35,515

Federal, boundary, and State surveys: For continuing lines of exact levels between the Atlantic, Pacific, and Gulf coasts; determining geographic positions by triangulation and traverse for the control of Federal, State, boundary, county, city, and other surveys and engineering works in all parts of the United States; including special geodetic surveys of first-order triangulation and leveling in regions subject to earthquakes, not exceeding \$10,000; determining field astronomic positions and the variation of latitude, including the maintenance and operation of the latitude observatories at Ukiah, California, and Gaithersburg, Maryland, not exceeding \$2,500 each; establishing lines of exact levels, determining geographic positions by triangulation and traverse, and making astronomic observations in Alaska; and continuing gravity observations in the United States and for making such observations

in regions under the jurisdiction of the United States and also on islands and coasts adjacent thereto, **[\$150,000]** \$131,970, of which amount not to exceed **[\$41,250]** \$29,800 may be expended for personal services in the District of Columbia (U.S.C., title 5, secs. 591, 597; title 33, secs. 881-888; act Mar. 1, 1933, 47 Stat., p. 1400).

Est. 1935, \$131,970

App. 1934, \$150,000

By objects	Obligations					
	Estimate, 1935		Estimate, 1934		Actual, 1933	
	Posi- tions	Av. salary	Posi- tions	Av. salary	Posi- tions	Av. salary
PERSONAL SERVICES, DEPARTMENTAL						
Professional service:						
Grade 1. Junior mathematician	1	\$2,000	1	\$1,620	0.5	\$2,000
Subprofessional service:						
Grade 7. Principal laboratory mechanic (instrument maker)	1	2,300	1	2,300	1	2,300
Grade 4. Scientific aid (computer)	13	1,620	13	1,620	13.5	1,620
Clerical, administrative, and fiscal service:						
Grade 3. Assistant office draftsman	2	1,620	2	1,620	2	1,620
Grade 2. Junior clerk-stenographer	1	1,440	1	1,440	1	1,440
Grade 1. Underclerk typist	2	1,260	2	1,260	2	1,260
Total permanent, departmental	20	32,560	20	32,180	20	32,370
Deduct lapses and administrative furloughs				6,165		6,155
Net permanent, departmental		32,560		26,015		26,215
Temporary employees, departmental						424
All personal services, departmental		32,560		26,015		26,639
PERSONAL SERVICES, FIELD						
Professional service:						
Grade 5. Senior signalman	1	5,000	1	5,000	0.6	5,000
Senior geodetic engineer	1	4,800	1	4,800	0.3	4,800
Grade 4. Full geodetic engineer	1	3,800	1	3,800	0.4	3,800
Grade 3. Assistant signalman	1	3,200	1	3,200	0.3	3,200
Grade 2. Assistant signalman	2	2,600	2	2,600	0.6	2,600
Assistant latitude observer	1	2,600	1	2,600	1	2,600
Assistant geodetic engineer	1	3,000	1	3,000	0.5	3,000
Grade 1. Junior engineer	4	2,000	4	2,000	1.5	2,000
Clerical, administrative, and fiscal service:						
Grade 3. Clerk-stenographer	0.1	1,620	0.1	1,620	0.1	1,620
Subprofessional service:						
Grade 6. Senior scientific aid (extra observer)	1	2,300	1	2,300	1	2,300
Total permanent, field	13.1	38,062	13.1	38,062	6.3	38,042
Temporary employees, field		40,378		40,923		60,358
All personal services, field		78,440		78,985		78,400
Total, departmental and field		111,000		105,000		105,039
Deduct subsistence and quarters furnished		700		700		700
		110,300		104,300		104,339
Deduct legislative reductions		11,030		15,750		10,623
01 Personal services (net)		99,270		88,550		93,716
OTHER OBLIGATIONS						
02 Supplies and materials		16,904		26,000		21,792
04 Care of animals and storage of trucks		1,500		1,200		1,540
05 Communication service		200		200		219
06 Travel expenses		2,000		2,500		2,716
07 Transportation of things		1,600		2,000		2,449
08 Photographic		25		25		35
10 Heat, light, and power		225		200		230
11 Rents		500		475		487
12 Repairs and alterations		6,200		7,900		9,172
13 Special and miscellaneous		100		100		99
30 Equipment		3,346		4,000		3,206
53 Indemnity, damage to property		100		100		82
Total other obligations		32,700		44,700		42,027
Grand total obligations		131,970		133,250		135,743
Received by transfer from War Department						-15,350
Transferred to Bureau of Foreign and Domestic Commerce						+18,000
Net total obligations		131,970		133,250		138,393
Estimated savings and unobligated balances				16,750		11,607
Total estimate or appropriation		131,970		150,000		150,000
BY PROJECTS						
1. Overhead, administration, travel		10,950		13,500		15,489
2. Office examination of field records, computations, and adjustments		32,560		26,015		26,639
3. Triangulation (field surveys)		25,904		23,000		32,600
4. Leveling (field surveys)		20,000		18,000		31,256
5. Gravity (field surveys)		4,724		3,873		1,250
6. Two variations of latitude observatories		5,000		5,000		4,667
7. Permanent field personnel		33,862		33,862		13,842
8. Triangulation and leveling in earthquake regions		10,000		10,000		10,000
Total		143,000		133,250		135,743
Deduct legislative reductions		11,030				
Net total		131,970		133,250		135,743

For objects not hereinbefore named that may be deemed urgent, including the preparation or purchase of plans and specifications of vessels and the employment of such hull draftsmen in the field and office as may be necessary for the same; the reimbursement, under rules prescribed by the Secretary of Commerce, of officers of the Coast and Geodetic Survey for food, clothing, medicines, and other supplies furnished for the temporary relief of distressed persons in remote localities and to shipwrecked persons temporarily provided for by them, not to exceed a total of \$550; actual necessary expenses of officers of the field force temporarily ordered to the office in the District of Columbia for consultation with the director, and not exceeding \$1,000 for the expenses of the attendance of representatives of the Coast and Geodetic Survey who may be designated as delegates from the United States at the meetings of the International Hydrographic Bureau, and not exceeding \$3,000 for special surveys that may be required by the Bureau of Light-houses or other proper authority, **[\$6,735] \$3,680 (U.S.C., title 5, secs. 591, 597; title 33, secs. 881-888; act Mar. 1, 1933, 47 Stat., p. 1400).**

Est. 1935, \$3,680

App. 1934, \$6,735

By objects	Obligations					
	Estimate, 1935		Estimate, 1934		Actual, 1933	
PERSONAL SERVICES, FIELD	Posi- tions	Av. salary	Posi- tions	Av. salary	Posi- tions	Av. salary
Professional service:						
Grade 3. Associate engineer	1	\$3,200	1	\$3,200	1	\$3,200
Total permanent, field	1	3,200	1	3,200	1	3,200
Deduct legislative reduction		320		480		320
01 Personal services (net)		2,880		2,720		2,880
OTHER OBLIGATIONS						
02 Supplies and materials				200		
06 Travel		800		600		544
Total other obligations		800		800		544
Grand total obligations		3,680		3,520		3,424
Estimated savings or unobligated balances ..				3,215		3,576
Total estimate or appropriation		3,680		6,735		7,000

Party Expenses, Coast and Geodetic Survey, Emergency Construction
(Act July 21, 1932).

By objects	Obligations					
	Estimate, 1935		Estimate, 1934		Actual, 1933	
PERSONAL SERVICES, FIELD	Posi- tions	Av. salary	Posi- tions	Av. salary	Posi- tions	Av. salary
Professional service:						
Grade 5. Senior signalman					0.4	\$5,000
Senior geodetic engineer					0.7	4,800
Grade 4. Full geodetic engineer					0.6	3,800
Grade 3. Assistant signalman					0.7	3,200
Chief marine engineer					0.2	3,200
Grade 2. Assistant signalman					1.4	2,600
Assistant geodetic engineer					0.5	3,000
Chief marine engineers					0.2	3,000
Chief marine engineers					0.4	2,900
Chief marine engineers					0.4	2,800
Chief marine engineers					0.7	2,700
Surgeons					0.8	2,600
Mates					1.1	2,700
Grade 1. Junior engineer					2.5	2,000
First assistant engineer					1.4	2,200
Junior magnetic and seismologi- cal observer					1.1	2,167
Crafts and custodial service:						
Grade 7. Motor engineer					0.3	1,980
Total permanent positions, field					13.4	36,423
Subsistence						2,157
Net permanent positions, field						38,580
Temporary employees, field						618,762
All personal services, field						657,342
All personal services, departmental and field						657,342
Deduct legislative deductions in compensa- tion						76,650
01 Personal services (net)						580,692

Party Expenses, Coast and Geodetic Survey, Emergency Construction—Continued.

By objects	Obligations		
	Estimate, 1935	Estimate, 1934	Actual, 1933
OTHER OBLIGATIONS			
02 Supplies and materials			\$205,708
03 Subsistence			28,673
04 Care of animals and vehicles			2,112
05 Communication service			314
06 Travel expenses			10,128
07 Transportation of things			7,218
10 Heat, light, and power			40
11 Rents			25,982
12 Repairs and alterations			60,529
13 Special and miscellaneous current expenses			5,863
30 Equipment			162,913
32 Structural and nonstructural improvements			2,350
53 Indemnity, damage to property			8
Total other obligations			511,838
Grand total obligations			1,092,530
Estimated savings and unobligated balances			157,470
Total appropriation			1,250,000

In all, field expenses, **[\$459,135] \$439,059.**

Annual appropriations, general fund:

Estimate 1935, **\$439,059**Appropriated 1934, **\$459,135**

Repairs of Vessels, Coast Survey—

Vessels: For repairs of vessels, including traveling expenses of persons inspecting the repairs, and exclusive of engineer's supplies and other ship chandlery, **[\$63,000] \$58,200 (U.S.C., title 5, secs. 591, 597; title 33, secs. 881-888; act Mar. 1, 1933, 47 Stat., p. 1400).**

Estimate 1935, **\$58,200**Appropriated 1934, **\$63,000**

By objects	Obligations		
	Estimate, 1935	Estimate, 1934	Actual, 1933
01 Personal services (net)			\$235
OTHER OBLIGATIONS			
02 Supplies and materials	\$900	\$900	1,186
06 Travel expenses	145	145	40
07 Transportation of things	150	150	356
09 Advertising	5	5	7
12 Repairs and alterations	51,000	51,000	44,880
30 Equipment	6,000	6,000	11,817
Total other obligations	58,200	58,200	58,286
Grand total obligations	58,200	58,200	58,521
Estimated savings and unobligated balances		4,800	1,479
Total estimate or appropriation	58,200	63,000	60,000
BY PROJECTS AND ACTIVITIES			
For ordinary maintenance and repairs to hulls and machinery of the following vessels:			
Name, displacement, and coast employed:			
Discoverer, 1,180 tons, Alaska	5,000	4,500	235
Explorer, 450 tons, Alaska	4,600	3,500	7,423
Guide, 1,180 tons, California	5,000	5,500	2,219
Hydrographer, 987 tons, Texas	4,150	3,900	6,091
Lydonia, 585 tons, Atlantic	4,150	4,500	9,807
Oceanographer, 1,400 tons, Atlantic	8,300	9,000	3,610
Pathfinder, 875 tons, Philippines	4,600	1,500	4,706
Pioneer, 1,180 tons, California	4,600	5,000	3,447
Surveyor, 1,150 tons, Alaska	5,000	5,500	253
Gilbert, 90 tons, Atlantic	700	900	1,502
Westdahl, 90 tons, Alaska	700	400	85
Natoma, 220 tons, Atlantic	4,000	4,000	2,595
10 launches, various	4,600	7,400	6,305
Replacement of equipment on vessels and launches	2,800	2,600	10,243
Total obligations	58,200	58,200	58,521

Pay, Etc., of Officers and Men, Vessels, Coast Survey—

For all necessary employees to man and equip the vessels, including professional seamen serving as mates on vessels of the survey, to execute the work of the survey herein provided for and authorized by law, **[\$533,000] \$475,011** (*U.S.C., title 5, secs. 591, 597; title 33, secs. 881-888; act Mar. 1, 1933, 47 Stat., p. 1401*).

Estimate 1935, **\$475,011**Appropriated 1934, **\$533,000**

By objects	Obligations					
	Estimate, 1935		Estimate, 1934		Actual, 1933	
	Posi- tions	Av. salary	Posi- tions	Av. salary	Posi- tions	Av. salary
PERSONAL SERVICES, FIELD						
Professional service:						
Grade 3. Chief marine engineer.....	1	\$3,200	1	\$3,200	0.8	\$3,200
Grade 2. Chief marine engineer.....	1	3,000	1	3,000	0.8	3,000
Chief marine engineer.....	3	2,900	3	2,900	2.6	2,900
Chief marine engineer.....	1	2,800	1	2,800	1.6	2,800
Chief marine engineer.....	5	2,700	5	2,700	3.3	2,700
Surgeons.....	5	2,600	5	2,600	4.2	2,600
Mates.....	4	2,700	4	2,700	2.9	2,700
Grade 1. First assistant engineer.....	5	2,200	5	2,200	3.6	2,200
Crafts and custodial service:						
Grade 7. Motor engineer.....	1	1,980	1	1,980	0.7	1,980
Total permanent, field.....	26	67,980	26	67,980	20.5	54,061
Subsistence.....		11,625		11,625		9,468
		79,605		79,605		63,529
Deduct lapses and administrative furloughs.....		3,500		3,500		2,039
Net permanent, field.....		76,105		76,105		61,490
Temporary employees, field.....		360,000		359,575		330,557
All personal services, field.....		436,105		435,680		392,047
Deduct legislative reductions.....		52,569		62,366		17,987
01 Personal services (net).....		383,536		373,314		374,060
OTHER OBLIGATIONS						
02 Supplies and materials.....		700		700		482
03 Subsistence.....		89,575		71,540		86,950
07 Transportation of things.....		1,200		1,200		1,193
Total other obligations.....		91,475		73,440		88,625
Grand total obligations.....		475,011		446,754		462,685
Transferred to—						
Domestic Commerce.....						+32,000
"Compiling foreign trade statistics".....						+1,800
"Salaries, Coast and Geodetic Survey".....				+28,000		+32,278
Net total obligations.....		475,011		474,754		528,763
Estimated savings and unobligated balances.....				58,246		26,237
Total estimate or appropriation.....		475,011		533,000		555,000
BY PROJECTS						
This appropriation is used for the pay and rations of the crews of the various survey ships and for the pay of 26 ship's officers (chief marine engineers, surgeons, mates, first assistant engineers, and motor engineers). Expenditures will be distributed approximately as follows:						
1. North Atlantic.....		67,462		66,411		125,384
2. South Atlantic.....		26,217		8,743		32,393
3. Gulf coast.....		60,867		21,500		19,473
4. Pacific coast.....		191,067		146,000		83,619
5. Alaska.....		168,967		182,600		157,518
6. Philippine Islands.....		13,000		21,500		44,298
		527,580		446,754		462,685
Deduct legislative reductions.....		52,569				
Net total.....		475,011		446,754		462,685

Pay and Allowances, Commissioned Officers, Coast and Geodetic Survey—

Pay, commissioned officers: For pay and allowances prescribed by law for commissioned officers on sea duty and other duty, holding relative rank with officers of the Navy, including one director with relative rank of captain, six hydrographic and geodetic engineers with relative rank of captain, ten hydrographic and geodetic engineers with relative rank of commander, seventeen hydrographic and geodetic engineers with relative rank of lieutenant commander, forty-seven hydrographic and geodetic engineers with relative rank of lieutenant, sixty-one junior hydrographic and geodetic engineers with relative rank of lieutenant (junior grade), twenty-nine aides with relative rank of ensign, and including officers retired in accordance with existing law, **[\$633,955] \$624,991**: *Provided*, That the Secretary of Commerce may designate one of the hydrographic and geodetic engineers to act as assistant director (*U.S.C., title 5, secs. 591, 597; title 33, secs. 881-888; act Mar. 1, 1933, 47 Stat., p. 1401*).

Estimate 1935, **\$624,991**Appropriated 1934, **\$633,955***Pay and Allowances, Commissioned Officers, Coast and Geodetic Survey—Continued.*

By objects	Obligations					
	Estimate, 1935		Estimate, 1934		Actual, 1933	
	Posi- tions	Av. salary	Posi- tions	Av. salary	Posi- tions	Av. salary
COMMISSIONED OFFICERS						
Director (relative rank, captain, Navy; pay and allowances, rear admiral, lower half, Navy).....	1	\$6,000	1	\$6,000	1	\$6,000
Hydrographic and geodetic engineer (relative rank, captain, Navy).....	6	5,866	6	5,866	6	5,866
Hydrographic and geodetic engineer (relative rank, commander, Navy).....	10	4,917	10	4,917	10	4,917
Hydrographic and geodetic engineer (relative rank, lieutenant commander, Navy).....	17	4,190	17	4,190	17	4,190
Hydrographic and geodetic engineer (relative rank, lieutenant, Navy).....	47	2,886	47	2,886	47	2,886
Junior hydrographic and geodetic engineer (relative rank, lieutenant, junior grade, Navy).....	61	2,024	61	2,024	61	2,024
Aid (relative rank, ensign, Navy).....	29	1,500	29	1,500	29	1,500
Total permanent, active list.....	171	464,260	171	464,260	171	464,250
Add allowance for subsistence and quarters (act of June 10, 1922).....		206,895		180,616		172,576
		671,155		644,876		636,826
Deduct legislative reductions.....		67,156		69,639		50,373
01 Personal services (net).....		603,999		575,237		586,453
21 Retirement salaries.....		23,325		23,325		24,908
Deduct legislative reductions.....		2,333		3,499		2,465
Net total retirement salaries.....		20,992		19,826		22,443
Grand total obligations.....		624,991		595,063		608,896
Received by transfer from Coast and Geodetic Survey, "Party expenses, Pacific Coast".....						-5,000
Net total obligations.....		624,991		595,063		603,896
Estimated savings and unobligated balances.....				38,892		58,417
Total estimate or appropriation.....		624,991		633,955		662,313
BY ACTIVITY OR PROJECT						
	Number					
Administrative:						
District of Columbia.....	2	14,540		12,548		12,748
Chart production:						
District of Columbia.....	3	21,748		18,040		18,330
Hydrographic and topographic surveys:						
District of Columbia.....	6	489,819		422,278		428,347
Field.....	123					
Geodetic surveys:						
District of Columbia.....	2	106,284		89,627		91,061
Field.....	28					
Tide and current surveys:						
District of Columbia.....	1	13,485		11,631		11,817
Field.....	2					
Terrestrial magnetism and seismology surveys:						
District of Columbia.....	2	25,279		21,113		21,450
Field.....	2					
Retired officers:						
Field.....	7	23,325		19,826		20,143
Total number.....	178					
		694,480		595,063		603,896
Deduct legislative reductions.....		69,489				
Net total.....		624,991		595,063		603,896

Salaries, Coast and Geodetic Survey—

Office force: For personal services, **[\$461,000] \$478,800** (*U.S.C., title 5, secs. 591, 597; title 33, secs. 881-888; act Mar. 1, 1933, 47 Stat., p. 1401*).

Estimate 1935, **\$478,800**Appropriated 1934, **\$461,000**

By objects	Obligations					
	Estimate, 1935		Estimate, 1934		Actual, 1933	
	Posi- tions	Av. salary	Posi- tions	Av. salary	Posi- tions	Av. salary
PERSONAL SERVICES, DEPARTMENTAL						
Professional service:						
Grade 6. Chief cartographic draftsman.....	1	\$6,200	1	\$6,200	1	\$6,200
Mechanical engineer (chief of division).....	1	5,600	1	5,600	1	5,600
Grade 5. Cartographer.....	9	4,844	9	4,844	10	4,840
Mathematician.....	9	4,956	9	4,956	9	4,956
Chief printer.....	1	5,000	1	5,000	1	5,000
Chief engraver.....	1	4,600	1	4,600	1	4,600

Salaries, Coast and Geodetic Survey—Continued.

By objects	Obligations					
	Estimate, 1935		Estimate, 1934		Actual, 1933	
	Posi- tions	Av. salary	Posi- tions	Av. salary	Posi- tions	Av. salary
PERSONAL SERVICES, DEPARTMENTAL—CON.						
Professional service—Continued.						
Grade 4. Mathematician.....	5	\$3,920	5	\$3,920	5	\$3,920
Chief lithographic draftsman.....	1	3,800	1	3,800	1	3,800
Cartographer.....	1	3,800	1	3,800	1	3,800
Grade 3. Associate cartographer.....	8	3,412	8	3,412	8	3,412
Associate mathematician.....	9	3,289	9	3,289	9	3,289
Lithographic draftsman.....	4	3,325	4	3,325	4	3,325
Engraver.....	4	3,400	4	3,400	5	3,420
Lithographer.....	1	3,300	1	3,300	1	3,300
Grade 2. Assistant mathematician.....	9	2,633	9	2,633	9	2,633
Assistant cartographer.....	5	2,640	5	2,640	5	2,640
Librarian.....	1	2,700	1	2,700	1	2,700
Grade 1. Junior mathematician.....	6	2,017	6	2,017	6	2,017
Junior cartographer.....	10	2,070	10	2,070	10	2,070
Subprofessional service:						
Grade 8. Foreman printer.....	1	3,000	1	3,000	1	3,000
Foreman, instrument shop.....	1	2,900	1	2,900	1	2,900
Engraver.....	4	2,725	4	2,725	4	2,725
Lithographic draftsman.....	4	2,750	4	2,750	4	2,750
Chief lithographer.....	3	2,433	3	2,433	2.8	2,658
Lithographer.....	3	2,600	3	2,600	3	2,600
Grade 7. Instrument maker.....	1	2,400	1	2,400	1	2,400
Foreman, pattern shop.....	1	2,300	1	2,300	1	2,300
Grade 6. Instrument maker.....	7	2,086	7	2,086	7	2,086
Plate printer.....	1	2,000	1	2,000	1	2,300
Transferer.....	3	2,133	3	2,133	3	2,133
Lithographic pressman.....	4	2,250	4	2,250	4	2,250
Senior library assistant.....	1	2,100	1	2,100	1	2,100
Senior lithographer.....	6	2,033	6	2,033	6.2	2,022
Pattern maker.....	1	2,000	1	2,000	1	2,000
Engraver.....	1	2,200	1	2,200	1	2,200
Photographer.....	1	2,400	1	2,400	1	2,400
Grade 5. Lithographer.....	2	1,860	2	1,860	2	1,860
Chart corrector.....	1	1,860	1	1,860	1	1,860
Pattern maker.....	1	1,800	1	1,800	1	1,800
Compositor.....	1	1,860	1	1,860	1	1,860
Computer, assistant scientist aid.....	1	1,800	1	1,800	1	1,800
Grade 4. Chart corrector.....	6	1,650	6	1,650	6	1,650
Electrotyper.....	1	1,860	1	1,860	1	1,860
Assistant topographic drafts- man.....	1	1,680	1	1,680	1	1,680
Grade 3. Map classifier.....	1	1,560	1	1,560	1	1,560
Lithographic press helper.....	2	1,440	2	1,440	2	1,440
Clerical, administrative, and fiscal service:						
Grade 9. Disbursing agent.....	1	3,500	1	3,500	1	3,500
Chief clerk.....	1	3,500	1	3,500	1	3,500
Grade 8. Chief, sales section.....	1	3,300	1	3,300	1	3,300
Grade 7. Secretary to director.....	1	3,100	1	3,100	1	3,100
Chief, photograph section.....	1	3,000	1	3,000	1	3,000
Junior administrative assistant.....	3	2,633	3	2,633	3	2,633
Grade 6. Principal clerk.....	1	2,800	1	2,800	1	2,800
Grade 5. Chief property clerk.....	1	2,300	1	2,300	1	2,300
Accounting clerk.....	2	2,150	2	2,150	2	2,150
Clerk-stenographer.....	1	2,300	1	2,300	1	2,300
Senior publications clerk.....	1	2,100	1	2,100	1	2,100
Grade 4. Auditing clerk.....	1	2,040	1	2,040	1	2,040
Clerk-stenographer.....	4	1,905	4	1,905	4	1,905
Clerk.....	2	1,920	2	1,920	2	1,920
Accounting clerk.....	1	1,800	1	1,800	1	1,800
Mail clerk.....	1	1,800	1	1,800	1	1,920
Personnel clerk.....	1	1,920	1	1,920	1	1,920
Photographer.....	1	1,860	1	1,860	1	1,860
Bookkeeping machine operator.....	1	1,860	1	1,860	1	1,860
Publications clerk.....	2	1,800	2	1,800	2	1,800
Grade 3. Clerk.....	1	1,740	1	1,740	1	1,740
Assistant clerk.....	1	1,620	1	1,620	2	1,620
Assistant clerk-stenographer.....	7	1,654	7	1,654	6	1,660
Accounting clerk.....	1	1,620	1	1,620	1	1,620
Grade 2. Clerk-stenographer.....	4	1,470	4	1,470	4	1,515
Junior clerk.....	1	1,440	1	1,440	1	1,440
Custodial service:						
Grade 10. Mechanical superintendent.....	1	2,800	1	2,800	1	2,800
Grade 6. Electrician.....	1	1,800	1	1,800	1	1,800
Grade 4. Head messenger.....	1	1,440	1	1,440	1	1,440
Grade 3. Messenger.....	8	1,358	8	1,358	8	1,358
Laborer.....	4	1,305	4	1,305	4	1,305
Grade 2. Laborer.....	1	1,200	1	1,200	1	1,200
Total permanent, departmental.....	205	537,360	205	537,360	207	546,724
Deduct lapses and administrative furloughs.....		5,360				5,616
Net permanent, departmental.....		532,000		537,360		541,108
Temporary employees, departmental.....						1,200
All personal services, departmental.....		532,000		537,360		542,308
Deduct legislative reductions.....		53,200		80,604		55,233
01 Personal services (net).....		478,800		456,756		487,075
Received by transfer from—						
Government Printing Office.....				—475		—651
War Department, Engineer Office, Jack- sonville, Fla.....						—4
Party expenses, Pacific coast, Coast and Geodetic Survey.....						—11,372
Pay of officers and men, Coast and Geo- detic Survey.....				—28,000		—32,278
Net total obligations.....		478,800		428,281		442,770
Estimated savings and unobligated bal- ances.....				32,719		57,230
Total estimate or appropriation.....		478,800		461,000		500,000

Salaries, Coast and Geodetic Survey—Continued.

By projects and activities	Obligations		
	Estimate, 1935	Estimate, 1934	Actual, 1933
Compilation and printing of nautical charts. Preparation of data for printing tide and current tables.....	\$289,400	\$251,927	\$270,396
Preparation of data for printing publica- tions containing data necessary for use of civil engineers who base local surveys on standard control.....	49,200	42,186	44,041
Construction, repair, and maintenance of surveying instruments and equipment used in field work of the Bureau.....	92,720	77,283	82,129
Clerical, administrative, and fiscal work.....	39,480	33,990	35,678
	61,200	51,370	54,831
Total.....	532,000	456,756	487,075
Deduct legislative reduction.....	53,200		
Net total.....	478,800	456,756	487,075

General Expenses, Coast and Geodetic Survey—

Office expenses: For purchase of new instruments (except surveying instruments), including their exchange, materials, equipment, and supplies required in the instrument shop, carpenter shop, and chart division; books, scientific and technical books, journals, books of reference, maps, charts, and subscriptions; copper plates, chart paper, printer's ink, copper, zinc, and chemicals for electrotyping and photographing; engraving, printing, photographing, rubber gloves, and electrotyping supplies; photolithographing and printing charts for immediate use; stationery for office and field parties; transportation of instruments and supplies when not charged to party expenses; telegrams; washing; office furniture, repairs; traveling expenses of officers and others employed in the office sent on special duty in the service of the office; miscellaneous expenses, contingencies of all kinds, not exceeding \$90 for street-car fares, **[\$55,000]** \$50,000 (U.S.C., title 5, secs. 591, 597; title 33, secs. 881–888; act Mar. 1, 1933, 47 Stat., p. 1401).

Estimate 1935, \$50,000

Appropriated 1934, \$55,000

By objects	Obligations		
	Estimate, 1935	Estimate, 1934	Actual, 1933
02 Supplies and materials.....	\$23,010	\$23,010	\$22,790
0281 Chart and bond paper.....	18,000	18,000	16,936
05 Communication service.....	375	375	346
06 Traveling expenses.....	375	375	358
07 Transportation of things.....	1,500	1,500	1,618
12 Repairs and alterations.....	1,800	1,800	1,634
30 Equipment.....	4,940	4,940	5,187
Total obligations.....	50,000	50,000	48,869
Received by transfer from—			
Government Printing Office.....		—25	—34
War Department, Engineers Office, Jack- sonville, Fla.....			—3
Transferred to Bureau of Standards.....			+350
Net total obligations.....	50,000	49,975	49,182
Estimated savings or unobligated balances.....		5,025	818
Total estimate or appropriation.....	50,000	55,000	50,000
BY ACTIVITIES OR PROJECTS			
1. Chart and bond paper used in printing nautical charts.....	18,000	18,000	16,936
2. Supplies and materials used in operating: a. Printing plant used in printing nautical charts.....	18,310	18,310	18,275
b. Instrument shop where surveying instruments are constructed, re- paired, and reconditioned.....	4,700	4,700	4,515
c. Equipment for both printing plant and instrument shop.....	4,940	4,940	5,187
3. Communication service, traveling ex- penses, transportation of things, re- pairs and alterations.....	4,050	4,050	3,956
Total.....	50,000	50,000	48,869

Appropriations herein made for the Coast and Geodetic Survey shall not be available for allowance to civilian or other officers for subsistence while on duty at Washington (except as hereinbefore provided for officers of the field force ordered to Washington for short periods for consultation with the director), except as now provided by law (act Mar. 1, 1933, 47 Stat., p. 1401).

Appropriations herein made for the field expenses of the Coast and Geodetic Survey shall be available for expenditures in the application of the airplane to the field work of the Coast and Geodetic Survey, and not to exceed a total of \$25,000 of said appropriations shall be available for the purchase or construction of cameras and other photographic apparatus, for equipment, except airplanes, and for employment of personnel in the field and office in connection with such work (*same act*).

Total, Coast and Geodetic Survey, annual appropriations, general fund:

Estimate 1935, **\$2,126,061.** Appropriated 1934, **\$2,205,090**

BUREAU OF FISHERIES

Salaries, Bureau of Fisheries—

Commissioner's office: For the commissioner and other personal services in the District of Columbia, **[\$160,400]** \$137,619 (U.S.C., title 5, secs. 591-597; title 16, secs. 741-751; act Mar. 1, 1933, 47 Stat., p. 1401).

Estimate 1935, **\$137,619** Appropriated 1934, **\$161,050**

* Includes \$650 of the appropriation for administration, Bureau of Fisheries transferred to above title.

By objects	Obligations					
	Estimate, 1935		Estimate, 1934		Actual, 1933	
	Posi- tions	Av. salary	Posi- tions	Av. salary	Posi- tions	Av. salary
PERSONAL SERVICES, DEPARTMENTAL						
Professional service:						
Grade 8. Commissioner	1	\$8,000	1	\$8,000	1	\$9,000
Grade 7. Deputy Commissioner	1	6,500	1	6,500	1	7,000
Grade 5. Division chief	3	4,867	3	4,867	3	4,867
Fish pathologist	1	4,800	1	4,800	1	4,800
Fish technologist	1	4,600	1	4,600	1	4,600
Ichthyologist	1	4,600	1	4,600	1	4,600
Grade 4. Technologist	1	4,200	1	4,200	1	4,200
Chemist	1	3,900	1	3,900	1	3,800
Aquatic biologist	1	4,200	1	4,200	1	4,200
Grade 3. Associate technologist	2	3,350	2	3,350	2	3,350
Associate aquatic biologist	1	3,200	1	3,200	1	3,200
Associate architect	1	3,200	1	3,200	1	3,200
Assistant Chief, Division						
Alaska Fisheries	1	3,200	1	3,200	1	3,200
Grade 1. Junior chemist	1	2,000	1	2,000	1	2,000
Subprofessional service:						
Grade 8. Chief scientific aid (superintendent of fish distribution)					1	2,700
Grade 7. Principal scientific aid			1	2,300	1	2,300
Assistant superintendent of fish distribution	1	2,300	1	2,300	1	2,300
Grade 6. Senior library assistant	1	2,000	1	2,000	1	2,000
Laboratory mechanic	1	2,000	1	2,000	1	2,000
Grade 1. Apprentice fish culturist			1	1,200	1	1,200
Clerical, administrative, and fiscal service:						
Grade 12. Head administrative officer (Chief, Alaska Division)	1	5,000	1	5,000	1	5,000
Administrative Assistant to Commissioner			1	4,600	1	4,600
Grade 9. Chief clerk	1	3,200				
Grade 7. Junior administrative assistant	2	2,650	3	2,833	3	2,833
Grade 6. Editorial clerk	1	2,500	1	2,500	1	2,500
Assistant chief clerk	1	2,700	1	2,700	1	2,700
Clerk in charge of accounts	1	2,500	1	2,500	1	2,500
Statistical agent	3	2,500	4	2,450	4	2,450
Grade 5. Senior clerk	1	2,300	1	2,300	1	2,300
Senior clerk-stenographer	1	2,100	1	2,100	1	2,100
Grade 4. Clerk	2	1,800	2	1,800	3	1,840
Clerk-stenographer	1	2,100	2	2,070	3	2,060
Statistical agent	1	1,980	1	1,980	1	1,980
Grade 3. Assistant clerk	5	1,764	5	1,764	5	1,764
Assistant clerk-stenographer	5	1,668	5	1,668	5	1,668
Junior statistical agent			1	1,620	1	1,620
Grade 2. Junior clerk	2	1,650	2	1,650	2	1,650
Junior clerk-typist	1	1,560	1	1,560	1	1,560
Junior clerk-stenographer	4	1,515	6	1,510	6	1,510
Junior operator, office devices	1	1,500	2	1,470	2	1,470
Grade 1. Underclerk			2	1,410	2	1,440
Custodial service:						
Grade 4. Undermechanic	1	1,380	1	1,380	1	1,380
Grade 3. Messenger	4	1,305	5	1,284	5	1,284
Grade 2. Junior laborer	2	1,200	2	1,200	2	1,200
Total permanent, departmental	59	152,260	73	181,780	76	190,000
Deduct lapses and administrative furloughs				25,534		3,750
Net permanent, departmental		152,260		156,246		186,250
Temporary employees, departmental		650		650		1,256
All personal services, departmental		152,910		156,896		187,506
Deduct legislative reductions		15,291		23,533		19,136
01 Personal services (net)		137,619		133,363		168,370
Received by transfer from—						
Bureau of Fisheries:						
“Fishery industries”						-2,500
“Propagation of food fishes”						-4,000
“Protecting seal and salmon fisheries of Alaska”						-6,000
Net total obligations		137,619		133,363		155,870
Estimated savings and unobligated balances				27,687		20,386
Total estimate or appropriation		137,619		161,050		176,256

Miscellaneous Expenses, Bureau of Fisheries—

Administration: For expenses of the office of the commissioner, including stationery, scientific and reference books, periodicals and newspapers for library, furniture and equipment, telephone and telephone service, street-car fares not exceeding \$150, compensation of temporary employees, and all other necessary expenses connected therewith, **\$3,000** (U.S.C., title 5, secs. 591-597; title 16, secs. 741-751; act Mar. 1, 1933, 47 Stat., p. 1401).

NOTE.—Appropriation for 1934 under above title transferred as follows: Contingent expenses, Department of Commerce, \$2,350, and Salaries, Bureau of Fisheries, \$650.

Propagation of food fishes: For maintenance, repair, alteration, improvement, equipment, and operation of fish-cultural stations, general propagation of food fishes and their distribution, including movement, maintenance, and repairs of cars, purchase of equipment (including rubber boots and oilskins) and apparatus, contingent expenses, pay of permanent employees not to exceed **[\$377,000]** \$345,960, temporary labor, and not to exceed \$10,000 for propagation and distribution of fresh-water mussels and the necessary expenses connected therewith, and not to exceed \$10,000 for the purchase, collection, and transportation of specimens and other expenses incidental to the maintenance and operation of aquarium, of which not to exceed **[\$5,000]** \$4,500 may be expended for personal services in the District of Columbia, **[\$801,755]** \$543,950 (U.S.C., title 5, secs. 591-597; title 16, secs. 741-751; acts May 21, 1930, 46 Stat., p. 371; Mar. 1, 1933, 47 Stat., p. 1402).

Est. 1935, \$543,950

App. 1934, \$801,755

Miscellaneous Expenses, Bureau of Fisheries, Propagation—

By objects	Obligations					
	Estimate, 1935		Estimate, 1934		Actual, 1933	
	Posi- tions	Av. salary	Posi- tions	Av. salary	Posi- tions	Av. salary
PERSONAL SERVICES, DEPARTMENTAL						
Professional service:						
Grade 4. Director of aquarium	1	\$3,800	1	\$3,800	1	\$3,800
Custodial service:						
Grade 2. Laborer	1	1,200	1	1,200	1	1,200
Total permanent positions, departmental	2	5,000	2	5,000	2	5,000
Deduct lapses and administrative furloughs				167		
All personal services, departmental		5,000		4,833		5,000
PERSONAL SERVICES, FIELD						
Professional service:						
Grade 4. Field superintendent	1	4,100	1	4,100	1	4,200
Grade 3. District supervisor	2	3,600	2	3,600	2	3,600
Subprofessional service:						
Grade 6. Superintendent of construction	2	2,400	2	2,400	2	2,400
Superintendent (station)	31	2,284	35	2,280	36	2,278
Grade 5. Car captain	4	1,815	4	1,815	5	1,824
Grade 4. Foreman	24	1,725	27	1,728	28	1,738
Grade 3. Car messenger	5	1,452	5	1,452	6	1,460
Grade 2. Fish culturist	44	1,442	48	1,461	48	1,461
Assistant car messenger	4	1,320	4	1,320	4	1,320
Apprentice car messenger	5	1,260	5	1,260	5	1,260
Grade 1. Apprentice fish culturist	116	1,106	117	1,110	122	1,107
Clerical, administrative and fiscal service:						
Grade 2. Clerk	4	1,680	4	1,680	4	1,680
Custodial service:						
Grade 4. Engineer	2	1,560	2	1,560	2	1,560
Engineerman	8	1,440	10	1,440	10	1,440
Grade 2. Car cook	5	1,080	5	1,080	5	1,080
Cook	3	1,200	4	1,200	4	1,200
Coxswain	1	1,260	1	1,260	1	1,260
Fireman	10	1,134	10	1,134	10	1,134
Laborer	3	1,080	3	1,080	3	1,080
Laborer	2	960	2	960	2	960
Total permanent, field	276	394,400	291	420,980	300	433,720
Deduct lapses and administrative furloughs		15,000		43,258		19,902
Net permanent, field		379,400		377,722		413,818
Temporary employees, field		45,000		50,000		136,871
All personal services, field		424,400		427,722		550,689
All personal services, departmental and field		429,400		432,555		555,689
Deduct subsistence and quarters furnished		14,700		15,100		16,385
		414,700		417,455		539,304
Deduct legislative reductions		42,940		64,885		50,472
01 Personal services (net)		371,760		352,570		488,832
OTHER OBLIGATIONS						
Supplies and materials:						
0200 Stationery and office supplies		500		500		1,071
0230 Fuel		15,000		15,000		26,542
0240 Rubber boots and oilskins		360		360		711
0250 Forage, etc.		100		100		317
0260 Provisions		4,000		4,000		7,573
0270 Explosives		100		100		296
0280 Sundry supplies, fish food, etc.		32,500		32,500		46,980
0290 Sundry materials		800		800		1,675
02 Total supplies and materials		53,360		53,360		85,165

Miscellaneous Expenses, Bureau of Fisheries, Propagation—Contd.

By objects	Obligations		
	Estimate, 1935	Estimate, 1934	Actual, 1933
OTHER OBLIGATIONS—continued			
04 Subsistence and care of animals.....	\$40	\$40	\$40
05 Communication service.....	2,520	2,525	5,598
06 Travel expenses (including transportation of fish cars).....	30,000	30,000	75,113
07 Transportation of things (service).....	6,000	6,000	10,422
08 Photographic service.....	200	200	665
10 Furnishing heat, light, and power.....	12,000	12,000	13,157
11 Rents.....	7,500	7,500	9,160
12 Repairs and alterations.....	10,000	10,000	60,655
13 Special and miscellaneous current expenses.....	650	650	1,048
Equipment:			
3010 Furniture, furnishings, fixtures.....	1,000	1,000	1,763
3040 Livestock, fish, and fish eggs.....	22,920	21,490	28,702
3050 Other equipment.....	25,000	25,000	40,621
30 Total equipment.....	48,920	47,490	71,086
32 Structural improvements.....	1,000	1,000	1,934
Total other obligations.....	172,190	170,765	334,043
Grand total obligations.....	543,950	523,335	822,875
Transferred to—			
“Salaries, office of the Commissioner”.....			+4,000
Bureau of Foreign and Domestic Commerce.....			+6,000
Net total obligations.....	543,950	523,335	832,875
Estimated savings and unobligated balances.....		278,420	53,855
Total estimate or appropriation.....	543,950	801,755	886,730
BY PROJECTS			
1. Operation of hatcheries, Pacific coast section.....	130,700	117,635	156,845
2. Operation of hatcheries, Rocky Mountain section.....	91,240	80,990	129,100
3. Operation of hatcheries and rescue work in Mississippi Valley and Great Lakes section.....	138,800	116,550	189,635
4. Operation of hatcheries, Atlantic coast section.....	169,650	158,577	262,386
5. Distribution of fish (car service).....	46,500	40,475	78,459
6. Operation of aquarium.....	10,000	9,108	6,450
Total.....	586,890	523,335	822,875
Deduct legislative reductions.....	42,940		
Net total.....	543,950	523,335	822,875

National Industrial Recovery, Bureau of Fisheries—

By objects	Obligations		
	Estimate, 1935	Estimate, 1934	Actual, 1933
<i>Propagation of food fishes</i>			
01 Temporary employees, field.....	\$22,500	\$62,500	
OTHER OBLIGATIONS			
02 Supplies and materials.....		50	
07 Transportation of things (service).....	50	200	
12 Repairs and alterations.....	6,250	32,200	
30 Equipment.....	500	1,250	
Total other obligations.....	6,800	33,700	
Grand total obligations.....	29,300	96,200	
1934 appropriation to be obligated in 1935.....	-29,300	+29,300	
Net total obligations.....		125,500	
Received by transfer from Federal Emergency Administration of Public Works.....		-125,500	
BY PROJECTS			
Stations:			
Maine, Boothbay Harbor; general reconditioning and repairs.....		3,000	
Massachusetts, Woods Hole; general reconditioning and repairs.....		3,500	
Massachusetts, Hartsville; general reconditioning and repairs.....		1,000	
Wisconsin, Lake Mills; general reconditioning and repairs.....		5,000	
Kentucky, Louisville; general reconditioning and repairs.....		4,000	
New York, Cape Vincent; general reconditioning and repairs.....	2,300	5,200	
New Hampshire, National Forest; general reconditioning and repairs.....	500	4,500	
Michigan, Northville; general reconditioning and repairs.....	750	2,250	
Tennessee, Erwin; general reconditioning and repairs.....	250	2,250	

National Industrial Recovery, Bureau of Fisheries—Continued.

By objects	Obligations		
	Estimate, 1935	Estimate, 1934	Actual, 1933
BY PROJECTS—Continued			
Stations—Continued.			
Tennessee, Flintville; general reconditioning and repairs.....	\$2,500	\$2,500	
Oklahoma, Tishomingo; general reconditioning and repairs.....	2,500	2,500	
Louisiana, Natchitoches; general reconditioning and repairs.....	1,000	4,000	
South Carolina, Orangeburg; general reconditioning and repairs.....	1,000	2,000	
Texas, San Marcos; general reconditioning and repairs.....	1,000	2,500	
Georgia, Lake Park; general reconditioning and repairs.....	3,500	5,000	
Georgia, Warm Springs; general reconditioning and repairs.....	1,000	2,500	
New Mexico, Dexter; general reconditioning and repairs.....	2,000	3,000	
Montana, Ennis; general reconditioning and repairs.....	4,000	4,000	
Montana, Bozeman; general reconditioning and repairs.....		4,000	
Idaho, Buhl; general reconditioning and repairs.....	1,000	4,000	
Vermont, Pittsford; general reconditioning and repairs.....	1,000	3,000	
Wyoming, Saratoga; general reconditioning and repairs.....	2,500	4,500	
Washington, Puget Sound; general reconditioning and repairs.....		5,000	
Utah, Springville; general reconditioning and repairs.....		2,000	
North Carolina, Edenton; general reconditioning and repairs.....	500	2,500	
Virginia, Fort Humphreys; general reconditioning and repairs.....		3,500	
Virginia, Wytheville; general reconditioning and repairs.....	2,000	4,000	
West Virginia, Leetown; general reconditioning and repairs.....		5,000	
Total.....	29,300	96,200	

Maintenance of vessels: For maintenance and operation of vessels and launches, including purchase and repair of boats, apparatus, machinery, and other facilities required for use with the same, hire of vessels, temporary employees, and all other necessary expenses in connection therewith, including not to exceed \$1,000 for the purchase of plans and specifications for vessels or for contract personal services for the preparation thereof, and money accruing from commutation of rations and provisions on board vessels may be paid on proper vouchers to the persons having charge of the mess of such vessels, [\$200,000] \$127,380, of which not to exceed [\$17,000] \$1,100 may be expended for pay of officers and employees of vessels of the Atlantic coast and not to exceed [\$75,000] \$67,500 for pay of officers and crews of vessels for the Alaska Fisheries Service, and \$10,000 shall be immediately available for the procurement of supplies and equipment required for shipment to the Pribilof Islands for the service of the fiscal year [1934] 1935 (U.S.C., title 5, secs. 591-597; title 16, secs. 741-751; act Mar. 1, 1933, 47 Stat., p. 1402).

Est. 1935, \$127,380

App. 1934, \$200,000

By objects	Obligations		
	Estimate, 1935	Estimate, 1934	Actual, 1933
PERSONAL SERVICES, FIELD			
<i>Officers and employees of vessels of the Atlantic Coast</i>			
Subprofessional service:			
Grade 8. Master.....			1 \$3,200
Grade 5. Master.....			2 1,960
Engineer.....			3 1,893
Grade 1. Boatswain.....	1 \$1,200	1 \$1,200	2 1,170
Fireman.....			1 1,200
Cook.....			1 1,140
Watchman.....		1 1,200	
Steward.....			1 1,200
Fireman.....			2 870
Seaman.....			1 840
Oiler.....			1 900
Messman.....			1 720
Total, Atlantic Coast vessels.....	1 1,200	2 2,400	16 22,880
Deduct lapses and administrative fur-loughs.....		100	7,895
Net permanent, Atlantic Coast vessels.....	1,200	2,300	14,985

Maintenance of Vessels—Continued.

By objects	Obligations					
	Estimate, 1935		Estimate, 1934		Actual, 1933	
	Posi- tions	Av. salary	Posi- tions	Av. salary	Posi- tions	Av. salary
PERSONAL SERVICES, FIELD—continued						
<i>Officers and crews of vessels of the Alaska fisheries service</i>						
Subprofessional service:						
Grade 7. Master.....	4	\$2,685	4	2,685	4	\$2,685
First engineer.....	3	2,473	3	2,473	3	2,473
Grade 6. Master.....	4	2,165	4	2,165	4	2,165
Engineer.....	1	2,080	1	2,080	1	2,080
Post steward.....	1	2,300	1	2,300	1	2,300
Grade 5. Master.....	4	1,940	4	1,940	4	1,940
First officer.....	1	1,940	1	1,940	1	1,940
Engineer.....	1	1,940	1	1,940	1	1,940
Grade 4. Master.....	1	1,840	1	1,840	1	1,840
Engineer.....	3	1,753	3	1,753	3	1,753
Assistant engineer.....	2	1,790	2	1,790	2	1,790
Grade 3. Engineer.....	4	1,530	4	1,530	4	1,530
Assistant engineer.....	1	1,620	1	1,620	1	1,620
Mate.....	2	1,660	2	1,660	2	1,660
Cook.....	1.5	1,500	1.5	1,500	1.5	1,500
Grade 1. Wireless operator.....	3.5	1,234	3.5	1,234	3.5	1,234
Cook.....	4.9	1,146	4.9	1,146	4.9	1,146
Quartermaster.....	1.5	1,080	1.5	1,080	1.5	1,080
Seaman.....	1.4	1,080	1.4	1,080	1.4	1,080
Seaman.....	5.9	909	5.9	909	5.9	909
Total, Alaska vessels.....	50.7	85,260	50.7	85,260	50.7	85,260
Deduct lapses and administrative furloughs.....		10,260		14,110		12,044
Net permanent, Alaska vessels.....		75,000		71,150		73,216
Net all permanent, field.....		76,200		73,450		88,201
Temporary employees, field.....		6,000		6,000		18,176
All personal services, field.....		82,200		79,450		106,377
Deduct legislative reductions.....		8,220		11,933		10,402
01 Personal services (net).....		73,980		67,517		95,975
OTHER OBLIGATIONS						
Supplies and materials:						
0200 Stationery and office supplies.....		500		500		756
0230 Fuel.....		8,000		9,000		9,300
0280 Sundry supplies.....		5,000		5,500		6,152
0290 Materials.....		2,000		3,000		4,576
02 Total supplies and materials.....		15,500		18,000		20,784
03 Commutation in lieu of subsistence.....		15,732		15,732		18,308
05 Communication service.....		100		200		304
06 Travel expenses.....		200		200		436
Transportation of things (service):						
0700 Freight and express.....		100		100		245
0740 Hire of vessels and boats.....		1,500		2,000		2,650
0750 Wharfage, dockage, and tolls.....		400		600		733
07 Total transportation of things (service).....		2,000		2,700		3,628
10 Furnishing of water and light (service).....		200		200		358
12 Repairs and alterations.....		9,918		18,430		25,301
13 Laundry and miscellaneous current expenses.....		750		750		1,003
Equipment:						
3010 Furniture, bedding, mess gear, etc.....		1,000		1,500		2,475
3050 Floating equipment, engines, machinery, boats, etc.....		8,000		9,310		16,245
30 Total equipment.....		9,000		10,810		18,720
Total other obligations.....		53,400		67,022		88,842
Grand total obligations.....		127,380		134,539		184,817
Received by transfer from "Protecting seal and salmon fisheries of Alaska".....						-9,900
Net total obligations.....		127,380		134,539		174,917
Estimated savings and unobligated balances.....				65,461		25,083
Total estimate or appropriation.....		127,380		200,000		200,000
BY PROJECTS						
1. Pay of officers and employees Atlantic coast vessels.....		1,200		2,300		14,985
2. Maintenance and operation of Atlantic coast vessels.....		17,500		17,700		36,215
3. Pay of officers and crews Alaska vessels service.....		75,000		71,150		73,216
4. Maintenance and operation of vessels Alaska service.....		41,900		43,389		60,401
Total.....		135,600		134,539		184,817
Deduct legislative reductions.....		8,220				
Net total.....		127,380		134,539		184,817

National Industrial Recovery, Bureau of Fisheries—

By objects	Obligations		
	Estimate, 1935	Estimate, 1934	Actual, 1933
Maintenance of vessels			
01 Temporary employees, field.....	\$3,500	\$10,000	
12 Repairs and alterations.....	1,500	5,000	
Grand total obligations.....	5,000	15,000	
1934 appropriation to be obligated in 1935.....	-5,000	+5,000	
Net total obligations.....		20,000	
Received by transfer from Federal Emergency Administration of Public Works.....		-20,000	
BY PROJECTS			
Nature of work on vessel:			
<i>Penguin</i> , overhauling machinery and installing additional equipment.....		5,500	
<i>Brant</i> , general overhauling and repairs.....		3,000	
<i>Murrie</i> , general overhauling and repairs.....		2,000	
<i>Elder</i> , general overhauling and repairs.....		1,600	
<i>Crane</i> , general overhauling and repairs.....		1,000	
<i>Teal</i> , general overhauling and repairs.....		500	
<i>Sealer</i> , general overhauling and repairs.....		500	
<i>Auklet</i> , general overhauling and repairs.....		500	
<i>Blue Wing</i> , general overhauling and repairs.....		500	
<i>Kittiwake</i> , general overhauling and repairs.....			
<i>Petrel</i> , general overhauling and repairs.....			
<i>Widgeon</i> , general overhauling and repairs.....			
Grand total obligations.....	5,000	15,000	

Commutation of rations (not to exceed \$1 per day) may be paid to officers and crews of vessels of the Bureau of Fisheries during the fiscal year [1934] 1935 under regulations prescribed by the Secretary of Commerce (*act Mar. 1, 1933, 47 Stat., p. 1402*).

Inquiry respecting food fishes: For inquiry into the cause of the decrease of food fishes in the waters of the United States, and for investigation and experiments in respect to the aquatic animals, plants, and waters, and screening of irrigation ditches in fishways, in the interests of fish culture and the fishery industries, including pay of permanent employees not to exceed [\$117,500] \$93,570, temporary employees, maintenance, repair, improvement, equipment, and operations of biological stations, expenses of travel and preparation of reports, [\$173,000] \$127,074 (*U.S.C., title 5, secs. 591-597; title 16, secs. 741-751; acts May 21, 1930, 46 Stat., p. 371; Mar. 1, 1933, 47 Stat., p. 1402*).

Est. 1935, \$127,074

App. 1934, \$173,000

By objects	Obligations					
	Estimate, 1935		Estimate, 1934		Actual, 1933	
	Posi- tions	Av. salary	Posi- tions	Av. salary	Posi- tions	Av. salary
PERSONAL SERVICES, FIELD						
Professional service:						
Grade 5. Senior aquatic biologist.....	1	\$4,800	1	\$4,800	1	\$4,800
Director.....	1	5,000	1	5,000	1	5,000
Grade 4. Aquatic biologist.....	3	3,933	3	3,933	3	3,933
Director.....	2	3,800	2	3,800	2	3,800
Grade 3. Associate aquatic biologist.....	6	3,316	6	3,316	8	3,287
Grade 2. Assistant aquatic biologist.....	8	2,625	8	2,625	9	2,655
Grade 1. Special investigator.....	1	2,400	1	2,400	1	2,400
Junior aquatic biologist.....	8	2,100	8	2,100	10	2,100
Biological collector.....	1	2,000	1	2,000	1	2,000
Senior biological aid.....	1	2,000	1	2,000	1	2,000
Subprofessional service:						
Grade 6. Foreman.....	1	2,200	1	2,200	1	2,200
Grade 5. Foreman.....			1	1,800	1	1,800
Grade 3. Assistant biological aid.....	1	1,740	1	1,740	1	1,740
Grade 2. Laboratory assistant.....					2	1,440
Grade 1. Apprentice fish culturist.....	1	1,140	3	1,180	3	1,180
Clerical, administrative, and fiscal service:						
Grade 4. Clerk.....					1	1,860
Grade 2. Clerk.....	3	1,460	3	1,460	4	1,455
Custodial service:						
Grade 2. Fireman.....			1	1,080	1	1,080
Janitor.....	1	1,200	1	1,200	1	1,200
Total permanent, field.....	39	103,960	43	109,240	52	128,920
Deduct lapses and administrative furloughs.....				4,552		469
Net permanent, field.....		103,960		104,688		128,451
Temporary employees, field.....		14,200		14,200		34,748
All personal services, field.....		118,160		118,888		163,199
Deduct subsistence and quarters furnished.....		300		420		420
Total.....		117,860		118,468		162,779
Deduct legislative reductions.....		11,786		17,833		16,754
01 Personal services (net).....		106,074		100,635		146,025

Inquiry respecting food fishes—Continued.

By objects	Obligations					
	Estimate, 1935		Estimate, 1934		Actual, 1933	
	Posi- tions	Av. salary	Posi- tions	Av. salary	Posi- tions	Av. salary
OTHER OBLIGATIONS						
Supplies and materials:						
0200 Stationery and office supplies		\$700		\$700		\$724
0220 Scientific apparatus and supplies		1,500		1,500		1,718
0230 Fuel		475		475		483
0250 Forage for animals, etc.				60		58
0280 Sundry supplies		1,200		1,200		1,206
02 Total supplies and materials		3,875		3,935		4,189
05 Communication service		500		500		651
06 Travel expenses		11,500		11,500		16,462
07 Transportation of things (service)		800		833		1,095
08 Photographic work		75		125		143
10 Furnishing light, heat, and power		770		800		2,860
11 Rents		450		450		784
12 Repairs and alterations		700		700		990
13 Special and miscellaneous current expenses		700		700		745
Equipment:						
3010 Furniture, etc.		100		100		155
3017 Office machines and devices		30		30		28
3022 Scientific equipment		1,000		1,025		3,132
3050 Other equipment		500		700		742
30 Total equipment		1,630		1,855		4,057
Total other obligations		21,000		21,398		31,976
Grand total obligations		127,074		122,033		178,001
Received by transfer "Protecting seal and salmon fisheries of Alaska"						-4,000
Net total obligations		127,074		122,033		174,001
Estimated savings and unobligated balances				50,967		25,999
Total estimate or appropriation		127,074		173,000		200,000
BY ACTIVITIES OR PROJECTS						
1. Commercial Fishery Investigations		75,770		65,855		92,711
(a) North and Middle Atlantic section.						
(b) South Atlantic and Gulf section.						
(c) Great Lakes section.						
(d) Pacific Coast and Alaska section.						
2. Oyster cultural investigations		28,075		22,932		32,552
(a) North and Middle Atlantic region.						
(b) South Atlantic and Gulf region.						
(c) Pacific Coast region.						
3. Aquicultural investigations		32,515		30,506		39,538
(a) Fish cultural studies.						
(b) Pathological studies.						
(c) California trout studies.						
(d) Stream surveys, national parks and forests.						
(e) Investigations in interior waters.				250		5,491
4. Conserving fish by screens and ladders						
5. Washington laboratory and administration		2,500		2,500		7,719
Total		138,860		122,033		178,001
Deduct legislative reductions		11,786				
Net total		127,074		122,033		178,001

National Industrial Recovery, Bureau of Fisheries—

By objects	Obligations		
	Estimate, 1935	Estimate, 1934	Actual, 1933
<i>Inquiry respecting food fishes</i>			
01 Temporary employees, field		\$2,750	
OTHER OBLIGATIONS			
12 Repairs and alterations		2,000	
30 Equipment		250	
Total other obligations		2,250	
Grand total obligations		5,000	
Received by transfer from Federal Emergency Administration of Public Works		-5,000	
BY PROJECTS			
Station: North Carolina, Beaufort, general reconditioning and repairs		5,000	

Fishery industries: For collection and compilation of statistics of the fisheries and the study of their methods and relations, and the methods of preservation and utilization of fishery products, including pay of permanent employees not to exceed **[\$23,100]** \$22,650, compensation of temporary employees, travel and preparation of reports, including temporary employees in the District of Columbia not to exceed \$1,800, and all other necessary expenses in connection therewith, including the purchase (not to exceed \$500), exchange, maintenance, repair, and operation of motor-propelled passenger-carrying vehicles for official use in the field work of the Bureau of Fisheries, **[\$78,000]** \$57,125 (U.S.C., title 5, secs. 591-597; title 16, secs. 741-751; acts May 21, 1930, 46 Stat., p. 371; Mar. 1, 1933, 47 Stat., p. 1402).

Est. 1935, \$57,125

App. 1934, \$78,000

By objects	Obligations					
	Estimate, 1935		Estimate, 1934		Actual, 1933	
	Posi- tions	Av. salary	Posi- tions	Av. salary	Posi- tions	Av. salary
PERSONAL SERVICES, FIELD						
Professional service:						
Grade 2. Assistant technologist	2	\$2,600	2	\$2,600	2	\$2,600
Grade 1. Junior bacteriologist	1	2,600	1	2,600	1	2,600
Junior technologist	1	2,100	1	2,100	1	2,100
Junior chemist	1	2,000	1	2,000	1	2,000
Subprofessional service:						
Grade 4. Assistant biological aid	1	1,620	1	1,620	1	1,620
Clerical, administrative, and fiscal service:						
Grade 4. Statistical agent	2	1,800	2	1,800	2	1,800
Grade 3. Junior statistical agent	3	1,620	3	1,620	3	1,620
Grade 2. Junior clerk-stenographer	1	1,440	1	1,440	1	1,440
Local statistical agent	2	870	2	870	2	870
Total permanent, field	14	25,160	14	25,160	14	25,160
Deduct lapses and administrative furloughs				1,045		
Net permanent, field		25,160		24,115		25,160
Temporary employees, field		12,085		10,660		13,660
All personal services, field		37,245		34,775		38,820
Deduct legislative reductions		3,725		5,216		3,855
01 Personal services (net)		33,520		29,559		34,965
OTHER OBLIGATIONS						
02 Supplies and materials		3,075		3,075		2,024
05 Communication service		190		190		197
06 Travel expenses		15,625		16,576		23,659
07 Transportation of things (service)		600		600		554
08 Duplicating work		25		25		20
10 Light, heat, and power		1,405		1,405		1,524
11 Rents		330		2,355		2,804
12 Repairs		300		300		298
Equipment:						
3010 Furniture, etc.		100		100		259
3020 Scientific equipment		1,455		1,455		3,935
3050 Motor vehicles		500		500		935
30 Total equipment		2,055		2,055		5,129
Total other obligations		23,605		26,581		36,218
Grand total obligations		57,125		56,140		71,183
Transferred to—						
"Salaries and expenses Food and Drug Administration"						+27
"Salaries, office of the Commissioner"						+2,500
Net total obligations		57,125		56,140		73,755
Estimated savings and unobligated balances				21,860		22,035
Total estimate or appropriation		57,125		78,000		95,790
BY ACTIVITIES OR PROJECTS						
1. Statistical investigations		28,760		26,875		36,043
2. Net preservation		700		700		1,383
3. Nutritional studies		5,100		4,395		5,201
4. Handling and transportation studies		2,900		2,400		2,435
5. By-products investigations		6,700		5,695		5,870
6. Curing of fishery products		450		450		1,028
7. Laboratories		8,290		7,735		10,506
8. Bacteriological studies		3,100		2,710		2,780
9. Field offices and miscellaneous		4,850		5,180		5,937
Total		60,850		56,140		71,183
Deduct legislative reductions		3,725				
Net total		57,125		56,140		71,183

[Sponge fisheries: For protecting the sponge fisheries, including employment of inspectors, watchmen, and temporary assistants, hire of boats, rental of office and storage, care of seized sponges and other property, travel, and all other expenses necessary to carry out the provisions of the Act of August 5, 1914 (U.S.C., title 16, secs. 781-785), to regulate the sponge fisheries, \$2,750] (U.S.C., title 16, secs. 781-785; act Mar. 1, 1933, 47 Stat., p. 1402).

App. 1934, \$2,750

Sponge fisheries—Continued.

By objects	Obligations		
	Estimate, 1935	Estimate, 1934	Actual, 1933
PERSONAL SERVICES, FIELD			
Temporary employees, field.....			\$3, 000
Deduct legislative reductions.....			300
01 Personal services (net).....			2, 700
Estimated savings and unobligated balances.....		\$2, 750	300
Total estimate or appropriation.....		2, 750	3, 000

Total, miscellaneous expenses, Bureau of Fisheries, annual appropriations, general fund:

Estimate 1935, **\$855,529**

Appropriated 1934, * **\$1,255,505**

* Exclusive of \$2,350 transferred from administration to contingent expenses Department of Commerce and \$650 to salaries Bureau of Fisheries.

Protecting Seal and Salmon Fisheries of Alaska—

Alaska, general service: For protecting the seal fisheries of Alaska, including the furnishing of food, fuel, clothing, and other necessities of life to the natives of the Pribilof Islands of Alaska; not exceeding \$20,000 for construction, improvement, repair, and alteration of buildings and roads, transportation of supplies to and from the islands, expenses of travel of agents and other employees and subsistence while on said islands, hire and maintenance of vessels, purchase of sea otters, and for all expenses necessary to carry out the provisions of the Act entitled "An Act to protect the seal fisheries of Alaska, and for other purposes," approved April 21, 1910 (U.S.C., title 16, secs. 631-658), and for the protection of the fisheries of Alaska, including pay of permanent employees not to exceed **[\$61,000]** \$62,920, contract stenographic reporting service, travel of employees while on duty in Alaska, hire of boats, employment of temporary labor, and all other necessary expenses connected therewith, **[\$340,000]** \$245,693, of which \$100,000 shall be immediately available (U.S.C., title 5, secs. 591-597; title 16, secs. 631-658, 741-751; title 31, sec. 583, par. 18; title 48, secs. 230-242; act Mar. 1, 1933, 47 Stat., p. 1403).

Estimate 1935, **\$245,693**

Appropriated 1934, **\$340,000**

By objects	Obligations					
	Estimate, 1935		Estimate, 1934		Actual, 1933	
PERSONAL SERVICES, FIELD	Posi- tions	Av. salary	Posi- tions	Av. salary	Posi- tions	Av. salary
Clerical, administrative, and fiscal service:						
Grade 10. Agent.....	1	\$3, 500	1	\$3, 500	1	\$4, 100
Superintendent.....	1	3, 700	1	3, 700	1	3, 700
Assistant.....	1	3, 800	1	3, 800	1	3, 800
Grade 8. Agent and caretaker.....	2	3, 150	2	3, 150	2	3, 150
Physician.....	2	3, 000	2	3, 000	2	3, 000
Grade 7. Storekeeper.....	2	2, 800	2	2, 800	2	2, 800
Junior administrative assistant.....	1	2, 600	1	2, 600	1	2, 600
Assistant agent.....	1	2, 600	1	2, 600	1	2, 600
Principal clerk.....	1	2, 900	1	2, 900	1	2, 900
Grade 5. Assistant agent.....	3	2, 300	3	2, 300	3	2, 300
Inspector.....	1	2, 300	1	2, 300	1	2, 300
Grade 3. School teacher.....	4	1, 800	4	1, 800	4	1, 800
Grade 2. Warden.....	7	1, 663	7	1, 663	7	1, 697
Stenographer-typist.....	1	1, 800	1	1, 800	1	1, 800
Clerk.....	2	1, 530	2	1, 530	2	1, 530
Total permanent, field.....	30	69, 900	30	69, 900	30	70, 739
Deduct lapses and administrative furloughs.....				2, 913		3, 032
Net permanent, field.....		69, 900		66, 987		67, 707
Temporary employees, field.....		60, 572		63, 500		97, 787
All personal services, field.....		130, 472		130, 487		165, 494
Deduct subsistence and quarters furnished.....		4, 340		4, 340		3, 977
Total.....		126, 132		126, 147		161, 517
Deduct legislative reductions.....		13, 047		19, 573		16, 658
Total cash paid salaries and wages.....		113, 085		106, 574		144, 859
Deduct amount included in objects below.....		2, 000		2, 000		2, 892
01 Personal services (net).....		111, 085		104, 574		141, 967
OTHER OBLIGATIONS						
Supplies and materials:						
0200 Stationery and office supplies.....		1, 550		1, 550		1, 701
0210 Medical and hospital supplies.....		720		720		741

Protecting Seal and Salmon Fisheries of Alaska—Continued.

By objects	Obligations		
	Estimate, 1935	Estimate, 1934	Actual, 1933
OTHER OBLIGATIONS—continued			
Supplies and materials—Con.			
0220 Scientific and educational supplies.....	\$520	\$520	\$633
0230 Fuel.....	13, 000	13, 000	28, 387
0240 Wearing apparel and sewing supplies.....	6, 800	6, 800	6, 802
0250 Forage and other supplies for animals.....	1, 100	1, 100	1, 273
0260 Provisions.....	37, 400	37, 400	39, 108
0270 Powder, etc.....	630	630	734
0280 Sundry supplies.....	6, 200	7, 200	7, 550
0290 Materials.....	13, 400	14, 400	14, 809
02 Total supplies and materials.....	81, 320	83, 320	101, 738
Communication service:			
0500 Telegraph service.....	250	250	261
0510 Telephone service.....	375	375	425
05 Total communication service.....	625	625	686
06 Travel expenses.....	25, 200	26, 200	27, 343
07 Transportation of things (service).....	3, 900	3, 900	6, 461
08 Photoduplication, etc.....	50	50	87
09 Advertising, etc.....	15	15	15
10 Furnishing of heat, light, power, etc. (service).....	300	300	311
11 Rents.....	2, 544	2, 544	4, 537
12 Repairs and alterations.....	3, 785	3, 785	4, 561
13 Special and miscellaneous current expenses.....	444	444	450
Equipment:			
3010 Furniture, furnishings, and fixtures.....	1, 700	1, 700	1, 972
3020 Educational, scientific, and recreational equipment.....	25	25	162
3040 Livestock (other than that purchased for slaughter and zoological garden stock).....	200	200	211
3050 Other equipment.....	12, 000	13, 000	14, 435
30 Total equipment.....	13, 925	14, 925	16, 780
32 Structures, etc.....	2, 500	2, 500	2, 930
Total other obligations.....	134, 608	138, 608	165, 899
Grand total obligations.....	245, 693	243, 182	307, 866
Transferred to:			
"Salaries, office of Commissioner".....			+6, 000
"Maintenance of vessels".....			+9, 900
"Inquiry respecting food fishes".....			+4, 000
Net total obligations.....	245, 693	243, 182	327, 766
Estimated savings and unobligated balances.....		96, 818	62, 234
Total estimate or appropriation.....	245, 693	340, 000	390, 000

BY ACTIVITIES OR PROJECTS

1. Administration of fur-seal industry at the Pribilof Islands, including maintenance of natives.....	137, 840	132, 697	148, 131
2. Protection of the salmon and other fisheries of Alaska.....	120, 900	110, 485	159, 735
Total.....	258, 740	243, 182	307, 866
Deduct legislative reductions.....	13, 047		
Net total.....	245, 693	243, 182	307, 866

National Industrial Recovery, Bureau of Fisheries—

By objects	Obligations		
	Estimate, 1935	Estimate, 1934	Actual, 1933
Protecting Seal and Salmon Fisheries of Alaska			
01 Temporary employees, field.....	\$3, 000	\$4, 000	
02 Supplies and materials.....	750	1, 250	
Grand total obligations.....	3, 750	5, 250	
1934 appropriation to be obligated in 1935.....	-3, 750	+3, 750	
Net total obligations.....		9, 000	
Received by transfer from Federal Emergency Administration of Public Works.....		-9, 000	

National Industrial Recovery, Bureau of Fisheries—Continued.

	Obligations		
	Estimate, 1935	Estimate, 1934	Actual, 1933
BY PROJECTS			
1. Administration of fur-seal industry at the Pribilof Islands (repairs to buildings).....	\$1,000	\$2,000	-----
2. Protection of the salmon and other fisheries of Alaska (reconditioning and reestablishment of weirs).....	2,750	3,250	-----
Total.....	3,750	5,250	-----

Upper Mississippi River Fish Refuge—

[Mississippi Wild Life and Fish Refuge: For construction of buildings, boats, and ponds; for purchase of equipment, including boats for maintenance, operation, repair, and improvements, including expenditures for personal services at the seat of government and elsewhere as may be necessary, as authorized in the Act approved June 7, 1924 (U.S.C., title 16, secs. 721-731), \$6,835] (U.S.C., title 5, secs. 591-597; title 16, secs. 721-731, 741-751; act Mar. 1, 1933, 47 Stat., p. 1403).

Appropriated 1934, \$6,835

By objects	Obligations			
	Estimate, 1935		Estimate, 1934	
	Posi- tions	Av. salary	Posi- tions	Av. salary
PERSONAL SERVICES, FIELD				
Professional service:				
Grade 1. Junior aquatic biologist.....				1 \$2,000
Deduct lapses and administrative furloughs.....				
Net permanent, field.....				2,000
Temporary employees, field.....				\$600 2,628
All personal services, field.....				600 4,628
Deduct legislative reductions.....				90 270
01 Personal services (net).....				510 4,358
OTHER OBLIGATIONS				
02 Supplies and materials.....				175 920
30 Equipment.....				150 712
Total other obligations.....				325 1,632
Net total obligations.....				835 5,990
Estimated savings and unobligated balances.....				6,000 1,010
Total estimate or appropriation.....				6,835 7,000

Enforcement of Black Bass Law, Bureau of Fisheries—

Enforcement of black bass law: To enable the Secretary of Commerce to carry into effect the Act entitled "An Act to amend the Act entitled 'An Act to regulate interstate transportation of black bass, and for other purposes', approved May 20, 1926" (U.S.C., Supp. [V] VI, title 16, secs. 851-856), approved July 2, 1930 (46 Stat., pp. 845-847), [\$13,110] \$13,715, of which not to exceed [\$1,530] \$1,620 may be expended for personal services in the District of Columbia (U.S.C., Supp. VI, title 16, secs. 851-856; act June 16, 1933, 48 Stat., p. 304).

Estimate 1935, \$13,715

Appropriated 1934, \$13,110

By objects	Obligations			
	Estimate, 1935		Estimate, 1934	
	Posi- tions	Av. salary	Posi- tions	Av. salary
PERSONAL SERVICES, DEPARTMENTAL				
Clerical, administrative, and fiscal service:				
Grade 4. Clerk.....	1	\$1,800	1	\$1,800
Deduct lapses and administrative furloughs.....				60
Net permanent, departmental.....		1,800		1,740 1,800

Enforcement of Black Bass Law, Bureau of Fisheries—Continued.

By objects	Obligations					
	Estimate, 1935		Estimate, 1934		Actual, 1933	
	Posi- tions	Av. salary	Posi- tions	Av. salary	Posi- tions	Av. salary
PERSONAL SERVICES, FIELD						
Clerical, administrative, and fiscal service:						
Grade 13. Law enforcement officer.....	1	\$5,600	1	\$5,600	1	\$5,600
Grade 7. Inspector.....	1	2,600	1	2,600	2	2,600
Total permanent, field.....	2	8,200	2	8,200	3	10,800
Deduct lapses and administrative furloughs.....				273		
Net permanent, field.....		8,200		7,927		10,800
Temporary employees, field.....		2,845		2,750		224
All personal services, field.....		11,045		10,677		11,024
Total, departmental and field.....		12,845		12,417		12,824
Deduct legislative reductions.....		1,285		1,862		1,306
01 Personal services (net).....		11,560		10,555		11,518
OTHER OBLIGATIONS						
02 Supplies and materials.....		35		35		28
05 Communication service.....		30		30		31
06 Travel expenses.....		2,080		2,080		1,280
12 Repairs (typewriter).....		10		10		5
Total other obligations.....		2,155		2,155		1,344
Grand total obligations.....		13,715		12,710		12,862
Estimated savings and unobligated balances.....				400		2,138
Total estimate or appropriation.....		13,715		13,110		15,000

Not to exceed \$1,000 of the appropriations herein made for the Bureau of Fisheries shall be available for expenses of attendance at meetings concerned with the work of said bureau when incurred on the written authority of the Secretary of Commerce, and not to exceed \$1,500 shall be available for the rental of suitable quarters in the District of Columbia for laboratory and storage purposes (act Mar. 1, 1933, 47 Stat., p. 1403).

Construction of Stations, Bureau of Fisheries—

By objects	Obligations		
	Estimate, 1935	Estimate, 1934	Actual, 1933
Temporary employees, field.....			\$46,708
Deduct legislative reductions.....			3,128
01 Personal services (net).....			43,580
OTHER OBLIGATIONS			
30 Equipment.....			11,834
31 Land.....			20,270
32 Structures and structural improvements.....			65,879
Total other obligations.....			97,983
Net total obligations.....			141,563
Estimated savings and unobligated balances.....			5,564
Deduct appropriations carried forward from previous years.....			147,127
			-147,127
Stations:			
Alabama, Marion.....			9,170
California, Mill Creek.....			18,251
Colorado, Crystal Lake.....			9,798
Idaho, Buhl.....			26,602
Indiana, Rochester.....			2,352
Louisiana, Natchitoches.....			340
Montana, Ennis.....			14,203
New Mexico, Dexter.....			470
New York, Cortland.....			21,800
Oregon, Rogue River.....			7,051
Pennsylvania, Lamar.....			820
South Carolina, Orangeburg.....			1,475
Tennessee, Flintville.....			5,042
Washington, Seattle (laboratory).....			1,009
Wisconsin, Lake Mills.....			23,180
Net total obligations.....			141,563

National Industrial Recovery, Bureau of Fisheries—Continued.

By objects	Obligations		
	Estimate, 1935	Estimate, 1934	Actual, 1933
<i>Construction of stations</i>			
01 Temporary employees, field.....	\$17,500	\$62,550	
<i>OTHER OBLIGATIONS</i>			
02 Supplies and materials.....	100	250	
06 Travel expenses.....		200	
07 Transportation of things (service).....	100	300	
30 Equipment.....	1,500	6,000	
32 Structures and structural improvements.....	19,000	42,500	
Total other obligations.....	20,700	49,250	
Grand total obligations.....	38,200	111,800	
1934 appropriation to be obligated in 1935.....	-38,200	+38,200	
Net total obligations.....		150,000	
Received by transfer from Federal Emergency Administration of Public Works.....		-150,000	
<i>BY PROJECTS</i>			
1. Structures and structural improvements, including ponds, water supply, etc., at Marion, Ala., station.....		18,000	
2. Structures and structural improvements, including ponds, water supply, etc., at Rochester, Ind., station.....	2,700	27,300	
3. Structures and structural improvements, including ponds, water supply, etc., at Lamar, Pa., station.....	3,500	16,500	
4. Structures and structural improvements, including ponds, water supply, etc., at San Angelo, Tex., station.....	14,000	15,000	
5. Structures and structural improvements, including ponds, water supply, etc., at Leetown, W. Va., station.....	18,000	35,000	
Total.....	38,200	111,800	

Total, Bureau of Fisheries, annual appropriations, general fund:

Estimate 1935, **\$1,252,556** Appropriated 1934, **\$1,776,500**

* Exclusive of \$2,350 transferred to "Contingent expenses, Department of Commerce."

PATENT OFFICE

The following sums are appropriated for the Patent Office for the fiscal year ending June 30, [1934] 1935, out of the revenues of such office in conformity with section 5 of the Act approved April 11, 1930 (U.S.C., Supp. VI, title 35, sec. 22), to the extent that such revenues are sufficient therefor and any remainder out of the general fund of the Treasury, namely:

Special fund:

Salaries and Expenses, Patent Office—

■ For the Commissioner of Patents and other personal services in the District of Columbia, [\$3,176,250] \$2,921,931: *Provided*, That of the amount herein appropriated not to exceed \$25,000 may be used for special and temporary services of typists certified by the Civil Service Commission, who may be employed in such numbers, at \$4 per diem, as may, in the judgment of the Commissioner of Patents, be necessary to keep current the work of furnishing manuscript copies of records (U.S.C., title 5, sec. 602; title 35, secs. 1-20; U.S.C., Supp. VI, title 35, secs. 2-22; act Mar. 1, 1933, 47 Stat., p. 1403).

Est. 1935, \$2,921,931

App. 1934, \$3,176,250

By objects	Obligations					
	Estimate, 1935		Estimate, 1934		Actual, 1933	
PERSONAL SERVICES, DEPARTMENTAL	Posi- tions	Av. salary	Posi- tions	Av. salary	Posi- tions	Av. salary
Professional service:						
Grade 8. Special scientist-attorney.....	1	\$8,000	1	\$8,000	1	\$9,000
Grade 7. Chief scientist-attorney.....	12	6,625	13	6,615	13	6,615
Grade 6. Supervising patent examiner.....	4	5,866	4	5,800	4	5,800
Scientist-attorney.....	3	5,600	3	5,600	3	5,600
Attorney-principal patent ex- aminer.....	1	5,800	1	5,800	1	5,800
Principal patent examiner (chief).....	70	5,600	70	5,600	70	5,600
Trade-mark examiner.....	1	5,600	1	5,600	1	5,600

Salaries and Expenses, Patent Office—Continued.

By objects	Obligations					
	Estimate, 1935		Estimate, 1934		Actual, 1933	
PERSONAL SERVICES, DEPARTMENTAL—CON.	Posi- tions	Av. salary	Posi- tions	Av. salary	Posi- tions	Av. salary
Professional service—Continued.						
Grade 5. Patent examiner (assistant chief)	71	\$4,614	71	\$4,614	71	\$4,614
Librarian.....	1	4,600	1	4,600	1	4,600
Grade 4. Patent examiner.....	6	3,833	6	3,833	6	3,833
Grade 3. Associate patent examiner.....	126	3,393	128	3,304	138	3,304
Associate trade-mark examiner.....	3	3,467	3	3,467	3	3,467
Grade 2. Assistant patent examiner.....	93	2,708	93	2,672	98	2,672
Assistant trade-mark examiner.....	9	2,933	9	2,884	10	2,884
Assistant librarian.....	1	2,600	1	2,600	1	2,600
Grade 1. Junior patent examiner.....	325	2,103	295	2,100	305	2,100
Junior trade-mark examiner.....	11	2,363	11	2,363	11	2,363
Junior librarian.....	1	2,200	1	2,200	1	2,200
Subprofessional service:						
Grade 8. Chief engineering draftsman.....	1	3,200	1	3,200	1	3,200
Grade 7. Principal engineering drafts- man.....	1	2,700	1	2,700	1	2,700
Grade 6. Senior engineering draftsman.....	8	2,300	8	2,300	8	2,300
Grade 5. Engineering draftsman.....	1	1,800	1	1,800	1	1,800
Grade 4. Assistant engineering drafts- man.....	3	1,640	3	1,640	3	1,640
Junior library assistant.....	3	1,760	3	1,760	3	1,760
Nurse.....	1	1,740	1	1,740	1	1,740
Grade 3. Under library assistant.....	2	1,680	1	1,680	1	1,680
Clerical, administrative, and fiscal service:						
Grade 9. Senior administrative assistant.....	2	3,400	2	3,400	2	3,400
Grade 8. Administrative assistant.....	5	3,140	5	3,140	5	3,140
Grade 7. Junior administrative assistant.....	6	2,834	6	2,834	6	2,834
Grade 6. Chief copy editor.....	1	2,700	1	2,700	1	2,700
Principal translator.....	1	2,300	1	2,300	1	2,300
Principal clerk.....	9	2,578	9	2,578	9	2,578
Grade 5. Senior clerk.....	15	2,253	15	2,253	15	2,253
Senior clerk-stenographer.....	4	2,425	4	2,425	4	2,425
Grade 4. Clerk.....	84	1,900	86	1,894	90	1,894
Clerk (editorial).....	11	1,827	11	1,827	11	1,827
Clerk-stenographer.....	13	1,994	12	2,000	12	2,000
Grade 3. Assistant clerk.....	47	1,740	47	1,719	51	1,719
Senior stenographer.....	82	1,655	84	1,655	84	1,655
Assistant clerk-stenographer.....	13	1,698	7	1,766	7	1,766
Senior operator, office devices.....	3	1,800	3	1,800	3	1,800
Grade 2. Junior clerk.....	68	1,559	68	1,547	73	1,547
Senior typist.....	32	1,490	23	1,510	23	1,510
Senior typist (editorial).....	3	1,440	3	1,440	3	1,440
Junior stenographer.....	19	1,453	20	1,452	20	1,452
Junior clerk-typist.....	16	1,538	16	1,538	16	1,538
Junior clerk-stenographer.....	1	1,680	1	1,680	1	1,680
Junior operator, office devices.....	12	1,530	13	1,523	13	1,523
Grade 1. Under clerk.....	89	1,351	91	1,334	97	1,334
Under operator, office devices.....	1	1,260	1	1,260	1	1,260
Custodial service:						
Grade 7. Senior mechanic.....	1	1,980	1	1,980	1	1,980
Grade 6. Mechanic.....	2	1,860	2	1,860	2	1,860
Grade 5. Foreman of laborers.....	1	1,860	1	1,860	1	1,860
Grade 3. Messenger.....	95	1,265	100	1,262	97	1,301
Grade 2. Assistant messenger.....	35	1,087	39	1,086	39	1,086
Total permanent, departmental.....	1,430		1,403		1,445	
Deduct lapses and administrative furloughs.....		3,433,180		3,365,000		3,465,000
		186,590		186,560		80,038
All personal services, departmental.....		3,246,590		3,178,440		3,378,962
Deduct legislative reductions.....		324,659		476,790		346,096
01 Personal services (net).....		2,921,931		2,701,650		3,032,866
Estimated unobligated balance.....				474,600		432,134
Total estimate or appropriation.....		2,921,931		3,176,250		3,465,000

For purchase of law, professional, and other reference books and publications and scientific books, including their exchange, and expenses of transporting publications of patents issued by the Patent Office to foreign governments, directories, and for other contingent and miscellaneous expenses of the Patent Office, \$30,000 (U.S.C., title 5, sec. 602; title 35, secs. 1-20; U.S.C., Supp. VI, title 35, secs. 2-22; acts Apr. 11, 1930, 46 Stat., p. 155; Mar. 1, 1933, 47 Stat., p. 1403).

Est. 1935, \$30,000

App. 1934, \$30,000

By objects	Obligations		
	Estimate, 1935	Estimate, 1934	Actual, 1933
02 Stationery and office supplies.....	\$13,300	\$13,300	\$8,641
05 Communication service.....	4,500	4,500	6,580
06 Travel.....	200	200	24
07 Transportation.....	3,000	3,000	2,884
12 Repairs.....	700	700	694
13 Special and miscellaneous current expenses.....	500	500	444
30 Equipment.....	7,800	7,800	5,592
Total.....	30,000	30,000	24,859
Estimated savings and unobligated balances.....			5,141
Total estimate or appropriation.....	30,000	30,000	30,000

For producing copies of weekly issue of drawings of patents and designs; reproduction of copies of drawings and specification of exhausted patents, designs, trade-marks, and other papers, such other papers when reproduced for sale to be sold at not less than cost plus 10 per centum; reproduction of foreign patent drawings; photo prints of pending application drawings; and photostat and photographic supplies and dry mounts, **[\$250,000] \$205,000.**

The headings of the drawings for patented cases may be multi-graphed in the Patent Office for the purpose of photolithography (U.S.C., title 5, sec. 602; title 35, secs. 1-20; U.S.C., Supp. VI, title 35, secs. 2-22; acts Apr. 11, 1930, 46 Stat., p. 155; Mar. 1, 1933, 47 Stat., p. 1403).

Est. 1935, \$205,000

App. 1934, \$250,000

By objects	Obligations		
	Estimate, 1935	Estimate, 1934	Actual, 1933
02 Photo supplies.....	\$40,000	\$40,000	\$32,784
08 Photolithographing.....	145,000	145,000	187,279
08 Photographic printing.....	20,000	20,000	13,314
Total.....	205,000	205,000	233,377
Estimated savings and unobligated balances.....		45,000	+41,623
Total estimate or appropriation.....	205,000	250,000	275,000

For investigating the question of public use or sale of inventions for two years or more prior to filing applications for patents, and such other questions arising in connection with applications for patents and the prior art as may be deemed necessary by the Commissioner of Patents; for expense attending defense of suits instituted against the Commissioner of Patents, **[\$700] \$300,** and for expenses of attendance at meetings concerned with the work of the Patent Office when incurred on the written authority of the Secretary of Commerce (U.S.C., title 5, sec. 602; title 35, secs. 1-20; U.S.C., Supp. VI, title 35, secs. 2-22; acts Apr. 11, 1930, 46 Stat., p. 155; Mar. 1, 1933, 47 Stat., p. 1404).

Est. 1935, \$300

App. 1934, \$700

By objects	Obligations		
	Estimate, 1935	Estimate, 1934	Actual, 1933
0601 Travel expenses.....	\$300	\$300	\$5.00
Estimated savings and unobligated balances.....		400	695.00
Total estimate or appropriation.....	300	700	700.00

For furniture and filing cases, **[\$18,000] \$13,000** (U.S.C., title 5, sec. 602; title 35, secs. 1-20; U.S.C., Supp. VI, title 35, secs. 2-22; acts Apr. 11, 1930, 46 Stat., p. 155; Mar. 1, 1933, 47 Stat., p. 1403).

Est. 1935, \$13,000

App. 1934, \$18,000

By objects	Obligations		
	Estimate, 1935	Estimate, 1934	Actual, 1933
3010 Furniture, furnishings and fixtures.....	\$13,000	\$13,000	\$12,475
Estimated savings and unobligated balances.....		5,000	7,525
Total estimate or appropriation.....	13,000	18,000	20,000

For printing the weekly issue of patents, designs, trade-marks, prints, and labels, exclusive of illustrations; and for printing, engraving illustrations, and binding the Official Gazette, including, weekly and annual indices, **[\$900,000] \$850,000;** for miscellaneous printing and binding, \$50,000; in all, **[\$950,000] \$900,000** (U.S.C., title 5, sec. 602; title 35, secs. 1-20; act Mar. 1, 1933, 47 Stat., p. 1404).

Est. 1935, \$900,000

App. 1934, \$950,000

By objects	Obligations		
	Estimate, 1935	Estimate, 1934	Actual, 1933
08 Official Gazette and specifications.....	\$850,000	\$900,000	\$1,239,910
Miscellaneous.....	50,000	50,000	45,156
Total.....	900,000	950,000	1,285,066
Unobligated balance.....			14,934
Total estimate or appropriation.....	900,000	950,000	1,300,000

¹ Includes \$200,000 deficiency appropriation.

Total, Patent Office, special fund:

Estimate 1935, **\$4,070,231**Appropriated 1934, **\$4,424,950**

BUREAU OF MINES

General Expenses, Bureau of Mines—

Salaries and general expenses: For general expenses, including pay of the director and necessary assistants, clerks, and other employees, in the office in the District of Columbia, and in the field, and every other expense requisite for and incident to the general work of the bureau in the District of Columbia, and in the field, to be expended under the direction of the Secretary of Commerce, **[\$64,500] \$48,108,** of which amount not to exceed **[\$58,000] \$45,000** may be expended for personal services in the District of Columbia (U.S.C., title 5, sec. 602; title 30, secs. 1-11; act Mar. 1, 1933, 47 Stat., p. 1404).

Estimate 1935, **\$48,108**Appropriated 1934, **\$64,500**

By objects	Obligations					
	Estimate, 1935		Estimate, 1934		Actual, 1933	
PERSONAL SERVICES, DEPARTMENTAL	Posi- tions	Av. salary	Posi- tions	Av. salary	Posi- tions	Av. salary
Professional service:						
Grade 8. Director.....	1	\$9,000	1	\$9,000	1	\$9,000
Grade 7. Assistant to the director.....	1	7,000	1	7,000	1	7,000
Grade 4. Law examiner.....	1	3,800	1	3,800	1	3,800
Subprofessional service:						
Grade 6. Senior engineering draftsman.....					1	2,200
Grade 5. Senior library assistant.....	1	2,000	1	2,000		
Clerical, administrative, and fiscal service:						
Grade 10. Technical editor.....					1	3,500
Grade 9. Chief clerk.....	1	3,700	1	3,700	1	3,700
Grade 6. Principal clerk.....	3	2,800	3	2,800	3	2,800
Grade 5. Senior clerk.....	1	2,200	1	2,200	1	2,200
Senior auditing assistant.....	1	2,600	1	2,600	2	2,600
Grade 4. Clerk.....	2	1,950	2	1,950	2	1,950
Clerk-stenographer.....	1	2,040	1	2,040	1	2,040
Principal stenographer.....					1	1,920
Grade 3. Assistant clerk.....	1	1,920	1	1,920	1	1,920
Grade 2. Junior stenographer.....	1	1,440	1	1,440	1	1,440
Junior clerk-stenographer.....					2	1,560
Junior clerk.....					2	1,620
Grade 1. Underclerk-typist.....	1	1,260	1	1,260	1	1,260
Junior typist.....					1	1,320
Under operator, office devices.....					1	1,380
Custodial service:						
Grade 3. Messenger.....	1	1,200	1	1,200	1	1,200
Grade 2. Assistant messenger.....					1	1,140
Grade 1. Junior messenger.....	1	600	1	600	2	600
Total permanent, departmental.....	18	51,060	18	51,060	29	70,080
Deduct lapses and administrative fur- loughs.....		3,136		2,127		1,457
Net permanent, departmental.....		47,924		48,933		68,623
Temporary employees, departmental.....				334		86
All personal services, departmental.....		47,924		49,267		68,709
Deduct legislative reductions.....		4,792		7,390		7,341
01 Personal services (net).....		43,132		41,877		61,368
OTHER OBLIGATIONS						
02 Supplies and materials.....		1,500		1,500		1,843
05 Communication service.....		400		400		500
06 Travel expenses.....		1,600		1,600		1,680
07 Transportation of things.....		200		200		200
12 Repairs and alterations.....		150		150		150
13 Special and miscellaneous current ex- penses.....		126		126		140
30 Equipment.....		1,000		1,000		1,310
Total other obligations.....		4,976		4,976		5,823
Grand total obligations.....		48,108		46,853		67,191
Received by transfer from "Investigating mine accidents".....						-5,060
Transferred to Bureau of Standards.....						+86
Net total obligations.....		48,108		46,853		62,217
Estimated savings and unobligated bal- ances.....				17,647		7,783
Total estimate or appropriation.....		48,108		64,500		70,000
BY ACTIVITIES OR PROJECTS						
1. Administration.....		21,440		19,044		20,756
2. Accounting and office administration.....		24,774		21,650		23,935
3. Distribution of publications.....		5,186		4,659		20,000
4. Books and periodicals.....		1,500		1,500		2,500
Total.....		52,900		46,853		67,191
Deduct legislative reductions.....		4,792				
Net total.....		48,108		46,853		67,191

¹ Includes editorial section.

Mining Investigations in Alaska—

Mining investigations in Alaska: For investigations and the dissemination of information with a view to improving conditions in the mining, quarrying, and metallurgical industries as provided in the Act authorizing additional mining experiment stations, approved

March 3, 1915 (U.S.C., title 30, sec. 8), and to provide for the inspection of mines and the protection of the lives of miners in the Territory of Alaska, including personal services, equipment, supplies, and expenses of travel and subsistence, **[\$8,300] \$6,173** (U.S.C., title 5, sec. 602; title 30, secs. 1-11; act Mar. 1, 1933, 47 Stat., p. 1404).

Estimate 1935, **\$6,173**

Appropriated 1934, **\$8,300**

By objects	Obligations					
	Estimate, 1935		Estimate, 1934		Actual, 1933	
	Posi- tions	Av. salary	Posi- tions	Av. salary	Posi- tions	Av. salary
PERSONAL SERVICES, FIELD						
Professional service:						
Grade 3. Associate analytical chemist	1	\$3,700	1	\$3,700	1	\$3,700
Subprofessional service:						
Grade 7. Principal safety instructor					1	2,600
Grade 6. Coal sampler	1	2,500	1	2,500	1	2,500
Total permanent, field	2	6,200	2	6,200	3	8,800
Deduct lapses and administrative furloughs		474		275		209
Net permanent, field		5,726		5,925		8,591
Temporary employees, field		542		542		50
All personal services, field		6,268		6,467		8,641
All personal services, departmental and field		6,268		6,467		8,641
Deduct legislative reductions		627		970		864
01 Personal services (net)		5,641		5,497		7,777
OTHER OBLIGATIONS						
06 Travel expenses		532		532		643
Grand total obligations		6,173		6,029		8,420
Received by transfer from "Investigating mine accidents"						-350
Net total obligations		6,173		6,029		8,070
Estimated savings and unobligated balances				2,271		930
Total estimate or appropriation		6,173		8,300		9,000
BY ACTIVITIES OR PROJECTS						
1. Assaying for prospectors and Government agencies		3,850		3,350		3,430
2. Coal sampling and analyses		2,950		2,679		2,400
3. Safety, first-aid, and mine-rescue instruction						2,590
Total		6,800		6,029		8,420
Deduct legislative reductions		627				
Net total		6,173		6,029		8,420

Operating Rescue Cars and Stations and Investigation of Accidents, Bureau of Mines—

Operating mine rescue cars and stations and investigation of mine accidents: For the investigation and improvement of mine rescue and first-aid methods and appliances and the teaching of mine safety, rescue, and first-aid methods; investigations as to the causes of mine explosions, causes of falls of roof and coal, methods of mining, especially in relation to the safety of miners, the appliances best adapted to prevent accidents, the possible improvement of conditions under which mining operations are carried on, the use of explosives and electricity, the prevention of accidents, statistical studies and reports relating to mine accidents, and other inquiries and technologic investigations pertinent to the mining industry; the exchange in part payment for operation, maintenance, and repair of mine rescue trucks; the construction of temporary structures and the repair, maintenance, and operation of mine rescue cars and [and] Government-owned mine rescue stations and appurtenances thereto; personal services, traveling expenses and subsistence, equipment, and supplies; travel and subsistence, and other incidental expenses of employees in attendance at meetings and conferences held for the purpose of promoting safety and health in the mining and allied industries; purchase not exceeding \$5,000, exchange as part payment for, operation, maintenance, and repair of motor-propelled passenger-carrying vehicles for official use in field work; purchase and exchange in part payment therefor of cooks' uniforms, goggles, gloves, rubber boots, aprons, and such other articles or equipment as may be necessary in connection with the purposes of this paragraph; including not to exceed **[\$80,000] \$72,000** for personal services in the District of Columbia, **[\$614,000] \$452,000**: Provided, That of this amount not to exceed \$500 may be expended for the purchase and bestowal of trophies in connection with mine rescue and first-aid contest (U.S.C., title 5, sec. 602; title 30, secs. 1-11; act Mar. 1, 1933, 47 Stat., pp. 1404-1405).

Estimate 1935, **\$452,000**

Appropriated 1934, **\$614,000**

Operating Rescue Cars and Stations and Investigation of Accidents, Bureau of Mines—Continued.

By objects	Obligations					
	Estimate, 1935		Estimate, 1934		Actual, 1933	
	Posi- tions	Av. salary	Posi- tions	Av. salary	Posi- tions	Av. salary
PERSONAL SERVICES, DEPARTMENTAL						
Professional service:						
Grade 6. Chief mining engineer	1	\$6,200	1	\$6,200	1	\$6,200
Chief engineer, safety division	1	6,200	1	6,200	1	6,200
Grade 5. Mechanical engineer	1	4,800	1	4,800	1	4,800
Grade 4. Geologist	1	4,000	1	4,000	1	4,000
Chief statistician	1	3,800	1	3,800	1	3,800
Clerical, administrative, and fiscal service:						
Grade 6. Principal clerk	1	2,900	1	2,900	1	2,900
Principal translator	1	2,500	1	2,500	1	2,500
Grade 5. Senior clerk	2	2,200	2	2,200	3	2,233
Grade 4. Clerk-stenographer	1	2,100	1	2,100	1	2,100
Clerk	3	1,980	3	1,980	5	1,980
Statistical assistant	1	1,860	1	1,860	2	2,020
Grade 3. Assistant clerk	10	1,722	10	1,722	10	1,722
Grade 2. Junior clerk	5	1,633	5	1,632	6	1,600
Junior statistical clerk	1	1,440	1	1,440	1	1,440
Junior clerk-stenographer	2	1,530	2	1,530	5	1,524
Custodial service:						
Grade 6. Monotype keyboard operator	1	1,980	1	1,980	1	1,980
Grade 2. Assistant messenger	1	1,080	1	1,080	1	1,080
Grade 1. Junior messenger	2	600	2	600	2	600
Total permanent, departmental	36	78,840	36	78,840	44	93,279
Deduct lapses and administrative furloughs		3,354		3,285		688
Net permanent, departmental		75,486		75,555		92,591
Temporary employees, departmental				704		
All personal services, departmental		75,486		76,259		92,591
PERSONAL SERVICES, FIELD						
Professional service:						
Grade 6. Supervising engineer	1	6,000	1	6,000	1	6,000
Chief engineer, explosives division					1	5,600
Principal physical chemist	1	5,600	1	5,600	1	5,600
Principal mining engineer					1	5,600
Grade 5. Chief engineer	1	5,400	1	5,400	1	5,400
District engineer	1	5,200	1	5,200	1	5,200
Senior electrical engineer	1	5,200	1	5,200	1	5,200
Supervising engineer	1	4,800	1	4,800	1	4,800
Senior mining engineer	1	4,800	1	4,800	1	4,800
Surgeon					1	4,600
Grade 4. Mining engineer	4	4,300	4	4,300	5	4,200
Physicist	2	4,300	2	4,300	2	4,300
Explosives chemist	2	4,400	2	4,400	2	4,400
Physical chemist	1	4,000	1	4,000	1	4,000
Chemist	3	4,067	3	4,067	3	4,067
Electrical engineer	1	3,800	1	3,800	1	3,800
Mechanical engineer					1	4,000
Acting assistant surgeon					1	4,000
Grade 3. Associate mining engineer	6	3,450	6	3,450	11	3,355
Associate engineer	1	3,200	1	3,200	1	3,200
Associate electrical engineer	3	3,400	3	3,400	3	3,400
Associate mine safety engineer	1	3,700	1	3,700	1	3,700
Associate mechanical engineer	1	3,400	1	3,400	1	3,400
Associate explosive testing engineer	1	3,500	1	3,500	1	3,500
Associate chemical engineer	1	3,500	1	3,500	1	3,500
Associate chemist	3	3,200	3	3,200	3	3,200
Coal mine superintendent	1	3,800	1	3,800	1	3,800
Associate physical chemist					1	3,200
Acting assistant surgeon					1	3,200
Associate mining and metallurgical engineer					1	3,400
Grade 2. Assistant mining engineer	4	2,750	4	2,750	6	2,716
Assistant electrical engineer	2	2,800	2	2,800	4	2,750
Assistant explosives engineer	1	3,200	1	3,200	1	3,200
Assistant coal microscopist	1	2,600	1	2,600	1	2,600
Assistant chemist	3	2,700	3	2,700	6	2,650
Grade 1. Junior mining engineer	1	2,400	1	2,400	1	2,400
Junior electrical engineer	1	2,000	1	2,000	2	2,150
Junior chemist	3	2,200	3	2,200	6	2,133
Subprofessional service:						
Grade 8. Chief scientific aid	1	2,800	1	2,800	1	2,800
Grade 7. Foreman instrument maker	1	2,700	1	2,700	1	2,700
Glassblower and instrument maker	1	2,700	1	2,700	1	2,700
Principal safety instructor					1	2,600
Grade 6. Instrument makers	2	2,400	2	2,400	2	2,400
Senior scientific aid	2	2,150	2	2,150	2	2,150
Senior safety instructor	16	2,318	16	2,318	20	2,315
Grade 5. Draftsman	1	1,980	1	1,980	1	1,980
Electrical engineering aid	1	1,800	1	1,800	1	1,800
Junior instrument maker					1	1,980
Grade 4. Assistant scientific aid	1	1,680	1	1,680	1	1,680
Assistant engineering aid	1	1,620	1	1,620	1	1,620
Grade 3. Computer	1	1,800	1	1,800	1	1,800
Copyist-draftsman	1	1,680	1	1,680	1	1,680
Junior scientific aid	1	1,740	1	1,740	1	1,740
Junior safety instructor	6	1,740	6	1,740	12	1,740
Grade 2. Scientific helper					1	1,500
Clerical, administrative, and fiscal service:						
Grade 12. Safety engineer	1	4,600	1	4,600	1	4,600
Grade 10. Mine safety commissioner	1	3,800	1	3,800	2	3,650
Grade 8. Assistant to supervising engineer	1	3,500	1	3,500	1	3,500
Grade 6. Principal clerk	1	2,800	1	2,800	2	2,800
Grade 5. Senior clerk	2	2,250	2	2,250	2	2,250

*Operating Rescue Cars and Stations and Investigation of Accidents,
Bureau of Mines—Continued.*

By objects	Obligations					
	Estimate, 1935		Estimate, 1934		Actual, 1933	
	Posi- tions	Av. salary	Posi- tions	Av. salary	Posi- tions	Av. salary
PERSONAL SERVICES, FIELD—continued						
Clerical, administrative, and fiscal service—Continued.						
Grade 4. Photographer.....	1	\$2,040	1	\$2,040	1	\$2,040
Grade 3. Assistant clerk.....	4	2,010	4	2,010	5	2,010
Grade 2. Typist-clerk.....	7	1,731	7	1,733	10	1,735
Senior stenographer.....	1	1,620	1	1,620	1	1,620
Junior stenographer.....	1	1,440	1	1,440	1	1,440
Grade 1. Underclerk.....	8	1,470	8	1,470	8	1,470
Telephone operator.....	2	1,410	2	1,410	3	1,360
Custodial service:	1	1,320	1	1,320	1	1,320
Grade 7. Mine electrician.....	1	2,100	1	2,100	1	2,100
Grade 6. Plumber's helper.....	1	1,980	1	1,980	2	2,040
Grade 5. Machinist.....					1	1,680
Motor truck driver.....	1	1,800	1	1,800	1	1,800
Laborer.....	1	1,560	1	1,560	1	1,560
Grade 4. Mechanical helper.....	1	1,080	1	1,080	1	1,080
Grade 3. Laborer.....	1	1,560	1	1,560		
Janitor.....	1	1,440	1	1,440	2	1,440
Cook.....	3	1,100	3	1,100	8	1,090
Grade 2. Assistant messenger.....	1	1,080	1	1,080	3	1,087
Film inspector.....					1	1,260
Grade 1. Junior messenger.....					1	660
Total permanent, field.....	132	348,700	132	348,700	197	497,641
Deduct lapses and administrative furloughs.....		26,134		14,529		6,031
Net permanent, field.....		322,566		334,171		491,610
Temporary employees, field.....		8,183		12,645		18,972
All personal services, field.....		330,749		346,816		510,582
Total, departmental and field.....		406,235		423,075		603,173
Deduct subsistence and quarters furnished.....		240		240		240
Total.....		405,995		422,835		602,933
Deduct legislative reductions.....		40,600		63,425		61,593
01 Personal services (net).....		365,395		359,410		541,340
OTHER OBLIGATIONS						
02 Supplies and materials.....		29,000		29,000		34,460
05 Communication service.....		1,000		1,000		1,515
06 Travel expenses.....		40,605		40,605		48,525
07 Transportation of things.....		500		500		1,415
10 Furnishing heat, light, power, water, electricity, etc.....		2,500		2,500		2,672
11 Rents.....		500		500		898
12 Repairs and alterations.....		1,000		1,000		6,496
13 Special and miscellaneous current ex- penses.....		1,500		1,500		2,562
Equipment:						
3010 Furniture, furnishings, and fix- tures.....						2,100
3020 Educational, scientific, and recre- ational equipment.....		10,000		10,000		11,168
30 Total equipment.....		10,000		10,000		13,268
Total other obligations.....		86,605		86,605		111,811
Grand total obligations.....		452,000		446,015		653,151
Transferred to—						
“General expenses”.....						+5,060
“Mining investigations in Alaska”.....						+350
“Economics of mineral industries”.....						+13,350
Net total obligations.....		452,000		446,015		671,911
Estimated savings and unobligated bal- ances.....				167,985		69,414
Total estimate or appropriation.....		452,000		614,000		741,325
Investigating mine accidents.....						435,325
Operating mine rescue cars and stations.....						306,000
Total appropriation.....						741,325
BY ACTIVITIES OR PROJECTS						
1. Safety, first-aid, and mine-rescue in- struction and emergency service.....		270,810		249,097		318,654
2. Testing explosives.....		36,480		32,407		60,642
3. Testing electrical equipment for under- ground use.....		38,000		33,412		44,399
4. Experimental mine, coal-dust explosions and means of prevention.....		31,060		28,396		44,801
5. Mine gas and ventilation studies and approval of gas masks.....		39,520		34,693		37,052
6. Mine-accident statistics.....		25,730		22,816		32,352
7. Holmes Safety Association.....		8,800		7,993		8,377
8. Dust investigations.....		19,400		17,093		24,508
9. Prevention of gas explosions.....		22,800		20,108		24,361
10. Health conditions and occupational dis- eases of miners.....						40,175
11. Falls of roof and coal.....						17,830
Total.....		492,600		446,015		653,151
Deduct legislative reductions.....		40,600				
Net total.....		452,000		446,015		653,151

Testing Fuel, Bureau of Mines—

Testing fuel: To conduct inquiries and scientific and technologic investigations concerning the mining, preparation, treatment, and use of mineral fuels, and for investigation of mineral fuels belonging to or for the use of the United States, with a view to their most efficient utilization; to recommend to various departments such changes in selection and use of fuel as may result in greater economy, and, upon request of the Director of the Bureau of the Budget, to investigate the fuel-burning equipment in use by or proposed for any of the departments, establishments, or institutions of the United States in the District of Columbia, **[\$131,000]** \$97,828, of which amount not to exceed **[\$28,200]** \$25,400 may be expended for personal services in the District of Columbia (*U.S.C., title 5, sec. 602; title 30, secs. 1-11; act Mar. 1, 1933, 47 Stat., p. 1405*).

Estimate 1935, **\$97,828**

Appropriated 1934, **\$131,000**

By objects	Obligations					
	Estimate, 1935		Estimate, 1934		Actual, 1933	
	Posi- tions	Av. salary	Posi- tions	Av. salary	Posi- tions	Av. salary
PERSONAL SERVICES, DEPARTMENTAL						
Professional service:						
Grade 7. Chief, Technologic Branch.....	1	\$7,500	1	\$7,500	1	\$7,500
Grade 5. Senior fuel engineer.....	1	5,200	1	5,200	1	5,200
Grade 3. Associate engineer.....	1	3,600	1	3,600	1	3,600
Subprofessional service:						
Grade 6. Senior scientific aid.....	1	2,100	1	2,100	1	2,100
Grade 5. Scientific aid.....					1	2,040
Clerical, administrative, and fiscal service:						
Grade 9. Senior administrative assistant.....	1	3,300	1	3,300	1	3,300
Grade 4. Editorial assistant.....	1	2,040	1	2,040	1	2,040
Grade 3. Assistant clerk.....	1	1,980	1	1,980	1	1,980
Grade 2. Senior typist.....	1	1,500	1	1,500	1	1,500
Grade 1. Underclerk.....	1	1,260	1	1,260	1	1,260
Total permanent, departmental.....	9	28,480	9	28,480	10	30,520
Deduct lapses and administrative furloughs.....		1,668		1,133		
Net permanent, departmental.....		26,812		27,297		30,520
PERSONAL SERVICES, FIELD						
Professional service:						
Grade 5. Senior research chemist.....	1	4,800	1	4,800	1	4,800
Senior chemist.....	1	4,800	1	4,800	1	4,800
Heat transmission engineer.....	1	4,800	1	4,800	1	4,800
Senior organic chemist.....					1	4,600
Grade 4. Chemist.....	1	4,000	1	4,000	1	4,000
Grade 3. Associate fuel engineer.....	3	3,267	3	3,267	4	3,250
Associate chemist.....	2	3,250	2	3,250	2	3,250
Associate physical chemist.....					1	3,200
Grade 2. Assistant engineer.....	2	2,750	2	2,750	2	2,750
Assistant inorganic chemist.....	1	2,600	1	2,600	1	2,600
Assistant mining engineer.....					1	2,600
Assistant organic chemist.....					1	2,600
Grade 1. Junior analytical chemist.....	4	2,125	4	2,125	4	2,125
Junior fuel engineer.....	2	2,150	2	2,150	2	2,150
Junior librarian.....	1	2,100	1	2,100	1	2,100
Junior mechanical engineer.....					2	2,000
Junior chemist.....					2	2,100
Subprofessional service:						
Grade 5. Scientific aid.....	1	1,980	1	1,980	1	1,980
Draftsman.....					1	2,040
Grade 4. Assistant scientific aid.....	1	1,620	1	1,620	1	1,620
Grade 3. Junior scientific aid.....	3	1,560	3	1,560	4	1,510
Coal sampler.....	1	1,500	1	1,500	1	1,500
Grade 2. Under scientific aid.....	1	1,500	1	1,500	2	1,380
Clerical, administrative, and fiscal service:						
Grade 4. Clerk.....	1	2,040	1	2,040	3	1,900
Grade 3. Assistant clerk.....	3	1,880	3	1,880	3	1,880
Grade 2. Senior typist.....	1	1,440	1	1,440	1	1,440
Junior stenographer.....					1	1,440
Custodial service:						
Grade 6. Carpenter.....	1	1,860	1	1,860	1	1,860
Grade 5. Fireman.....	1	1,740	1	1,740	1	1,740
Machinist.....					1	1,800
Grade 1. Mechanic.....					1	1,680
Total permanent, field.....	33	81,700	33	81,700	50	119,340
Deduct lapses and administrative furloughs.....		4,791		3,404		
Net permanent, field.....		76,909		78,296		119,340
Temporary employees, field.....				1,089		
All personal services, field.....		76,909		79,385		119,340
Total, departmental and field.....		103,721		106,682		149,860
Deduct legislative reductions.....		10,372		16,002		15,204
01 Personal services (net).....		93,349		90,680		134,656
OTHER OBLIGATIONS						
02 Supplies and materials.....		3,000		3,000		3,057
06 Travel expenses.....		700		700		863
10 Furnishing heat, light, power, water, electricity, etc.....		500		500		539
12 Repairs and alterations.....		118		118		223
30 Equipment.....		161		161		276
Total other obligations.....		4,479		4,479		4,958
Grand total obligations.....		97,828		95,159		139,614
Estimated savings and unobligated bal- ances.....				35,841		15,386
Total estimate or appropriation.....		97,828		131,000		155,000

Testing Fuel, Bureau of Mines—Continued.

By activities or projects	Obligations		
	Estimate, 1935	Estimate, 1934	Actual, 1933
1. Sampling and inspection of fuel for Government agencies.....	\$13,465	\$11,861	\$14,913
2. Fuel-economy service for Government agencies.....	11,155	9,868	12,581
3. Combustion of solid fuels.....	22,210	19,555	33,331
4. Gas, coke, and by-product making properties of American coals.....	25,550	22,489	37,505
5. Coal analysis.....	35,820	31,386	38,207
6. Development of uses for waste natural gas.....			3,077
Total.....	108,200	95,159	139,614
7. Deduct legislative reductions.....	10,372		
Net total.....	97,828	95,159	139,614

Mineral Mining Investigations, Bureau of Mines—

Mineral mining investigations: For inquiries and scientific and technologic investigations concerning the mining, preparation, treatment, and utilization of ores and mineral substances, other than fuels, with a view to improving health conditions and increasing safety, efficiency, economic development, and conserving resources through the prevention of waste in the mining, quarrying, metallurgical, and other mineral industries; to inquire into the economic conditions affecting these industries; and including all equipment, supplies, expenses of travel and subsistence, and the purchase, not to exceed \$2,500, including exchange, operation, maintenance, and repair of motor-propelled passenger-carrying vehicles for official use in field work, including not to exceed \$15,600 for personal services in the District of Columbia [U.S.C., title 5, sec. 602; title 30, secs. 1-11; act Mar. 1, 1933, 47 Stat., p. 1405].

Estimate 1935, \$85,974

Appropriated 1934, \$115,000

By objects	Obligations					
	Estimate, 1935		Estimate, 1934		Actual, 1933	
PERSONAL SERVICES, DEPARTMENTAL	Posi- tions	Av. salary	Posi- tions	Av. salary	Posi- tions	Av. salary
Professional service:						
Grade 6. Chief engineer, mining division.	1	\$6,000	1	\$6,000	1	\$6,000
Clerical, administrative, and fiscal service:						
Grade 5. Senior clerk.....	1	2,100	1	2,100	1	2,100
Grade 4. Clerk.....	2	1,890	2	1,890	2	1,890
Grade 3. Senior stenographer.....	1	1,920	1	1,920	1	1,920
Grade 2. Junior clerk.....	1	1,800	1	1,800	1	1,800
Grade 1. Underoperator, office devices.....					1	1,380
Total permanent, departmental.....	6	15,600	6	15,600	7	16,980
Deduct lapses and administrative furloughs.....		906		650		482
Net permanent, departmental.....		14,694		14,950		16,498
Temporary employees, departmental.....				362		79
All personal services, departmental.....		14,694		15,312		16,577
PERSONAL SERVICES, FIELD						
Professional service:						
Grade 6. Senior physicist.....	1	5,800	1	5,800	1	5,800
Principal mining engineer.....	1	5,600	1	5,600	1	5,600
Grade 5. Supervising engineer.....	1	5,000	1	5,000	1	5,000
Senior mining engineer.....	1	4,800	1	4,800	2	4,900
Senior geophysicist.....	1	4,600	1	4,600	1	4,600
Senior scientist.....	1	4,600	1	4,600	1	4,600
Chief engineer, metallurgical division.....	1	5,800	1	5,800	1	5,800
Grade 4. Mining engineer.....	1	3,800	1	3,800	1	3,800
Grade 3. Associate chemist.....	1	3,500	1	3,500	1	3,500
Associate physical chemist.....	1	3,200	1	3,200	2	3,250
Associate mining engineer.....	1	3,300	1	3,300	1	3,300
Associate metallurgist.....					1	3,500
Grade 2. Assistant engineer.....	2	2,750	2	2,750	2	2,750
Assistant chemist.....	1	2,800	1	2,800	2	2,700
Assistant geophysical technician.....	1	2,600	1	2,600	1	2,600
Assistant metallurgist.....	1	2,600	1	2,600	1	2,600
Grade 1. Junior electrical engineer.....					1	2,000
Subprofessional service:						
Grade 5. Electrical furnace mechanic.....	1	2,160	1	2,160	1	2,160
Clerical, administrative, and fiscal service:						
Grade 6. Principal translator.....	1	2,400	1	2,400	1	2,400
Grade 4. Clerk.....	1	1,980	1	1,980	1	1,980
Head operator, office devices.....	1	1,800	1	1,800	1	1,800
Grade 3. Assistant clerk.....	4	1,740	4	1,740	3	1,740
Grade 1. Under operator, office devices.....	1	1,380	1	1,380	2	1,320

Mineral Mining Investigations, Bureau of Mines—Continued.

By objects	Obligations					
	Estimate, 1935		Estimate, 1934		Actual, 1933	
PERSONAL SERVICES, FIELD—continued	Posi- tions	Av. salary	Posi- tions	Av. salary	Posi- tions	Av. salary
Custodial service:						
Grade 2. Assistant messenger.....	2	\$1,080	2	\$1,080	2	\$1,080
Grade 1. Junior messenger.....					1	600
Total permanent, field.....	27	82,340	27	82,340	33	98,860
Deduct lapses and administrative furloughs.....		4,770		3,431		3,200
Net permanent, field.....		77,570		78,909		95,660
Temporary employees, field.....				602		
All personal services, field.....		77,570		79,511		95,660
Total, departmental and field.....		92,264		94,823		112,237
Deduct legislative reductions.....		9,226		14,223		11,314
01 Personal services (net).....		83,038		80,600		100,923
OTHER OBLIGATIONS						
02 Supplies and materials.....		1,000		1,000		8,463
05 Communication service.....						83
06 Travel expenses.....		640		640		5,417
07 Transportation of things.....		500		500		316
10 Furnishing heat, light, power, water, electricity, etc.....						61
12 Repairs and alterations.....						423
13 Special and miscellaneous current expenses.....						130
Equipment:						
3010 Furniture, furnishings, and fixtures.....						210
3020 Educational, scientific, and recreational equipment.....		796		796		2,633
30 Total equipment.....		796		796		2,843
Total other obligations.....		2,936		2,936		17,736
Grand total obligations.....		85,974		83,536		118,659
Transferred to—						
Bureau of Standards.....						+79
"Oil and gas investigations".....						+3,200
"Economics of mineral industries".....						+1,380
Net total obligations.....		85,974		83,536		123,318
Estimated savings and unobligated balances.....						31,464
Total estimate or appropriation.....		85,974		115,000		135,000
BY ACTIVITIES OR PROJECTS						
1. Mining and milling methods and costs.....		37,191		32,396		44,181
2. Geophysical methods of prospecting.....		18,387		16,077		20,792
3. Ferrous metallurgy.....		20,318		17,782		24,964
4. Determination of fundamental metallurgical constants.....		19,304		17,281		26,752
5. Nonferrous metallurgy.....						1,970
Total.....		95,200		83,536		118,659
Deduct legislative reductions.....		9,226				
Net total.....		85,974		83,539		118,659

Oil and Gas Investigations, Bureau of Mines—

Oil and gas investigations: For inquiries and investigations and dissemination of information concerning the mining, preparation, treatment, and utilization of petroleum and natural gas, including economic conditions affecting the industry, with a view to economic development and conserving resources through the prevention of waste; for the purchase of newspapers relating to the oil, gas, and allied industries: *Provided*, That section 192 of the Revised Statutes (U.S.C., title 5, sec. 102) shall not apply to such purchase of newspapers from this appropriation; and for every other expense incident thereto, including supplies, equipment, expenses of travel and subsistence, purchase, not to exceed \$7,000, exchange as part payment for, maintenance, and operation of motor-propelled passenger-carrying vehicles for official use in field work, purchase of laboratory gloves, goggles, rubber boots and aprons, \$150,000, of which amount not to exceed \$22,870, \$15,750 may be expended for personal services in the District of Columbia (U.S.C., title 5, sec. 602; title 30, secs. 1-11; act Mar. 1, 1933, 47 Stat., p. 1405).

Estimate 1935, \$111,766

Appropriated 1934, \$150,000

Oil and Gas Investigations, Bureau of Mines—Continued.

By objects	Obligations					
	Estimate, 1935		Estimate, 1934		Actual, 1933	
	Posi- tions	Av. salary	Posi- tions	Av. salary	Posi- tions	Av. salary
PERSONAL SERVICES, DEPARTMENTAL						
Professional service:						
Grade 6. Chief engineer	0.5	\$6,200				
Grade 5. Senior petroleum engineer	1	5,200	1	\$5,200	1	\$5,200
Senior refinery engineer	1	4,800	1	4,800	1	4,800
Grade 3. Associate petroleum engineer			1	3,700	1	3,700
Clerical, administrative, and fiscal service:						
Grade 4. Clerk	1	2,040	1	2,040	1	2,040
Grade 3. Assistant clerk	1	1,740	1	1,740	1	1,740
Custodial service:						
Grade 1. Junior messenger	1	600				
Total permanent, departmental	5.5	17,480	5	17,480	5	17,480
Deduct lapses and administrative furloughs		1,024		728		
Net permanent, departmental		16,456		16,752		17,480
All personal services, departmental		16,456		16,752		17,480
PERSONAL SERVICES, FIELD						
Professional service:						
Grade 6. Supervising engineer	1	5,800	1	5,800	1	5,800
Grade 5. Senior dynamometer engineer	1	4,800	1	4,800	1	4,800
Senior petroleum engineer	4	5,000	4	5,000	4	5,000
Senior refinery engineer	1	4,600	1	4,600	1	4,600
Grade 4. Petroleum engineer	3	3,933	3	3,933	4	3,900
Natural-gas engineer	1	4,000	1	4,000	1	4,000
Grade 3. Associate petroleum engineer	7	3,357	7	3,357	9	3,300
Associate natural-gas engineer	1	3,300	1	3,300	3	3,300
Associate chemist					2	3,300
Grade 2. Assistant petroleum chemist	1	2,900	1	2,900	1	2,900
Assistant petroleum engineer	1	2,600	1	2,600	2	2,600
Assistant engineer	1	3,000	1	3,000	1	3,000
Assistant chemist					1	2,700
Grade 1. Junior petroleum chemist					1	2,700
Junior chemist					3	2,167
Subprofessional service:						
Grade 7. Mechanical draftsman	1	2,900	1	2,900	1	2,900
Foreman instrument maker	1	2,800	1	2,800	1	2,800
Grade 6. Illustrating draftsman					1	2,600
Grade 5. Engineering draftsman					1	1,980
Library assistant					1	1,860
Clerical, administrative, and fiscal service:						
Grade 6. Principal clerk	1	2,900	1	2,900	1	2,900
Grade 4. Clerk	3	2,020	3	2,020	3	2,020
Grade 3. Assistant clerk					1	1,860
Grade 2. Junior photographer	1	1,740	1	1,740	1	1,740
Junior stenographer	1	1,500	1	1,500	3	1,460
Custodial service:						
Grade 4. Foreman laborer					1	1,560
Head messenger					1	1,500
Total permanent, field	30	104,200	30	104,200	52	158,140
Deduct lapses and administrative furloughs		6,316		4,342		8,223
Net permanent, field		97,884		99,858		149,917
Temporary employees, field				1,157		400
All personal services, field		97,884		101,015		150,317
Total, departmental and field		114,340		117,767		167,797
Deduct legislative reductions		11,434		17,665		17,694
01 Personal services (net)		102,906		100,102		150,103
OTHER OBLIGATIONS						
02 Supplies and materials		1,507		1,507		3,047
05 Communication service		570		570		1,045
06 Travel expenses		3,783		3,783		4,936
07 Transportation of things						694
10 Furnishing heat, light, power, water, electricity, etc.		2,500		2,500		2,897
11 Rents						290
12 Repairs and alterations						319
13 Special and miscellaneous current expenses						268
Equipment:						
3010 Furniture, furnishings, and fixtures						200
3020 Educational, scientific, and recreational equipment		500		500		960
30 Total equipment		500		500		1,160
Total other obligations		8,860		8,860		14,655
Grand total obligations		111,766		108,962		164,759
Received by transfer from "Mineral mining investigations"						-3,200
Net total obligations		111,766		108,962		161,559
Estimated savings and unobligated balances				41,038		18,441
Total estimate or appropriation		111,766		150,000		180,000

Oil and Gas Investigations, Bureau of Mines—Continued.

By activities or projects	Obligations					
	Estimate, 1935		Estimate, 1934		Actual, 1933	
1. Sand and well performance in oil and gas fields	\$20,197		\$17,518		\$34,212	
2. Subsurface conditions in oil and well reservoirs	25,738		22,469		24,193	
3. Oil recovery studies	20,673		18,673		27,075	
4. Petroleum refining studies	25,692		22,423		24,193	
5. Engineering studies of petroleum and natural fields	19,147		16,668		27,142	
6. Miscellaneous problems, including corrosion of oil-field equipment and disposal of oil-field waste	11,753		11,211		17,764	
7. Oil-shale investigations					10,180	
Total	123,200		108,962		164,759	
Deduct legislative reductions	11,434					
Net total	111,766		108,962		164,759	

Expenses Mining Experiment Stations, Bureau of Mines—

Mining experiment stations: For the employment of personal services, purchase of laboratory gloves, goggles, rubber boots and aprons, the purchase not to exceed \$3,000, exchange as part payment for, maintenance and operation of motor-propelled passenger-carrying vehicles for official use in field work, and all other expenses in connection with the establishment, maintenance, and operation of mining experiment stations, as provided in the Act authorizing additional mining experiment stations, approved March 3, 1915 (U.S.C., title 30, sec. 8), **[\$171,000]** \$127,036, of which amount not to exceed **[\$13,100]** \$11,800 may be expended for personal services in the District of Columbia (U.S.C., title 5, sec. 602; title 30, secs. 1-11; act Mar. 1, 1933, 47 Stat., p. 1405).

Estimate 1935, **\$127,036**Appropriated 1934, **\$171,000**

By objects	Obligations					
	Estimate, 1935		Estimate, 1934		Actual, 1933	
	Posi- tions	Av. salary	Posi- tions	Av. salary	Posi- tions	Av. salary
PERSONAL SERVICES, DEPARTMENTAL						
Professional service:						
Grade 6. Chief engineer, experiment stations division	1	\$6,400	1	\$6,400	1	\$6,400
Clerical, administrative, and fiscal service:						
Grade 7. Assistant editor	1	2,700	1	2,700	1	2,700
Grade 3. Senior operator, office devices	1	1,620	1	1,620	1	1,620
Grade 2. Senior typist	1	1,500	1	1,500	1	1,500
Custodial service:						
Grade 2. Assistant messenger	1	1,080	1	1,080	1	1,080
Total permanent, departmental	5	13,300	5	13,300	5	13,300
Deduct lapses and administrative furloughs		1,180		554		
Net permanent, departmental		12,120		12,746		13,300
PERSONAL SERVICES, FIELD						
Professional service:						
Grade 6. Supervising engineer					1	5,600
Grade 5. Supervising engineer	5	5,040	5	5,040	5	5,040
Senior physical chemist	1	4,600	1	4,600	1	4,600
Grade 4. Metallurgist	2	4,000	2	4,000	3	4,000
Chemist	1	3,800	1	3,800	1	3,800
Grade 3. Associate microscopist	1	3,700	1	3,700	1	3,700
Associate engineer	2	3,200	2	3,200	2	3,200
Associate chemist	2	3,500	2	3,500	2	3,500
Associate metallurgist	1	3,400	1	3,400	1	3,400
Associate chemical engineer					1	3,600
Grade 2. Assistant chemical petrographer	1	2,600	1	2,600	1	2,600
Assistant chemist	2	2,850	2	2,850	4	2,800
Assistant metallurgist	4	2,800	4	2,800	6	2,850
Grade 1. Junior chemical engineer	1	2,500	1	2,500	1	2,500
Junior analytical chemist					2	2,100
Junior chemist	3	2,100	3	2,100	3	2,100
Junior metallurgist	1	2,400	1	2,400	3	2,300
Subprofessional service:						
Grade 5. Laboratory mechanic					1	1,920
Grade 4. Mill mechanic	1	1,920	1	1,920	1	1,920
Clerical, administrative and fiscal service:						
Grade 5. Senior photographer	1	2,400	1	2,400	1	2,400
Senior clerk	3	2,200	3	2,200	5	2,250
Grade 4. Clerk	5	1,956	5	1,956	6	1,940
Grade 2. Junior stenographer					1	1,440
Custodial service:						
Grade 7. Electrician	1	2,040	1	2,040	1	2,040
Grade 6. Mechanic	1	1,800	1	1,800	1	1,800

Expenses Mining Experiment Stations, Bureau of Mines—Contd.

By objects	Obligations					
	Estimate, 1935		Estimate, 1934		Actual, 1933	
	Posi- tions	Av. salary	Posi- tions	Av. salary	Posi- tions	Av. salary
PERSONAL SERVICES, FIELD—continued						
Custodial service—Continued.						
Grade 4. Undermechanic.....	1	\$1,500	1	\$1,500	1	\$1,500
Laborer.....	1	1,380	1	1,380	2	1,410
Grade 2. Film inspector.....	1	1,260	1	1,260	1	1,260
Total permanent, field.....	42	121,580	42	121,580	59	166,090
Deduct lapses and administrative furloughs.....		7,257		5,066		
Net permanent, field.....		114,323		116,514		166,090
Temporary employees, field.....		4,200		5,750		3,579
All personal services, field.....		118,523		122,264		169,669
Total, departmental and field.....		130,643		135,010		182,969
Deduct legislative reductions.....		13,064		20,251		18,595
01 Personal services (net).....		117,579		114,759		164,374
OTHER OBLIGATIONS						
02 Supplies and materials.....		4,600		4,600		7,544
05 Communication service.....						784
06 Travel expenses.....		1,000		1,000		2,256
07 Transportation of things.....						250
10 Furnishing heat, light, power, water, electricity, etc.....		1,200		1,200		1,465
11 Rents.....		1,200		1,200		1,657
12 Repairs and alterations.....						243
13 Special and miscellaneous current ex- penses.....						182
Equipment:						
3010 Furniture, furnishings, and fix- tures.....						55
3020 Educational, scientific, and rec- reational equipment.....		1,457		1,457		1,971
30 Total equipment.....		1,457		1,457		2,026
Total other obligations.....		9,457		9,457		16,407
Grand total obligations.....		127,036		124,216		180,781
Estimated savings and unobligated bal- ances.....				46,784		19,219
Total estimate or appropriation.....		127,036		171,000		200,000
BY ACTIVITIES OR PROJECTS						
1. Tucson: Mining and metallurgy of southwestern ores.....		10,428		9,413		20,862
2. Salt Lake: Metallurgy of lead and zinc.....		15,555		13,740		22,964
3. Minneapolis: Preparation and smelting of Lake Superior iron and manganese ores.....		19,951		17,503		24,505
4. Reno: Mining and treatment of rare and precious metals.....		18,046		15,871		20,386
5. Seattle: Beneficiation of coal and ores of Pacific northwest and Alaska.....		12,373		11,064		12,623
6. Rolla: Milling and ore dressing.....		16,809		14,808		21,577
7. Tuscaloosa: Beneficiation of southern coal and ores.....		16,113		14,202		19,968
8. New Brunswick: Treatment and utili- zation of nonmetallic minerals.....		30,825		27,615		37,896
Total.....		140,100		124,216		180,781
Deduct legislative reductions.....		13,064				
Net total.....		127,036		124,216		180,781

Care, etc., of Buildings and Grounds, Bureau of Mines, Pittsburgh, Pa.—

Buildings and grounds, Pittsburgh, Pennsylvania: For care and maintenance of buildings and grounds at Pittsburgh and Bruceton, Pennsylvania, including personal services, the purchase, exchange as part payment for, operation, maintenance, and repair of passenger automobiles for official use, and all other expenses requisite for and incident thereto, including not to exceed \$5,000 for additions and improvements, [the sum of \$60,000 is hereby made available from the appropriation contained in this Act for "Government fuel yards, Bureau of Mines"] \$61,908 (U.S.C., title 5, sec. 602; title 30, secs. 1-11; act Mar. 1, 1933, 47 Stat., p. 1406).

Estimate 1935, \$61,908

Care, etc., of Buildings and Grounds, Bureau of Mines, Pittsburgh, Pa.—Continued.

By objects	Obligations					
	Estimate, 1935		Estimate, 1934		Actual, 1933	
	Posi- tions	Av. salary	Posi- tions	Av. salary	Posi- tions	Av. salary
PERSONAL SERVICES, FIELD						
Subprofessional service:						
Grade 6. Instrument maker.....	2	\$2,300	2	\$2,300	2	\$2,300
Grade 5. Draftsman.....	1	2,040	1	2,040		
Clerical, administrative, and fiscal service:						
Grade 8. Mechanical superintendent.....	1	3,300	1	3,300	1	3,300
Grade 6. Principal clerk.....	1	2,800	1	2,800		
Grade 2. Junior stenographer.....	1	1,440	1	1,440		
Custodial service:						
Grade 6. Plumber.....	1	2,040	1	2,040	1	2,040
Electrician.....	1	1,920	1	1,920	1	1,920
Garage foreman.....	1	1,860	1	1,860	1	1,860
Painter.....	1	1,740	1	1,740	1	1,740
Plumber's helper.....					1	1,680
Grade 5. Labor foreman.....	1	1,800	1	1,800	1	1,800
Grade 4. Assistant auto mechanic.....	1	1,560	1	1,560	1	1,560
Captain of watch.....	1	1,500	1	1,500	1	1,500
Watchman.....	1	1,440	1	1,440	1	1,440
Driver.....	1	1,500	1	1,500	1	1,500
Oiler and engine runner.....	1	1,500	1	1,500	1	1,500
Fireman.....	4	1,425	4	1,425	4	1,425
Grade 3. Janitor.....	2	1,470	2	1,470	2	1,470
Watchman.....	2	1,380	2	1,380	2	1,380
Laborer.....	5	1,452	5	1,452	5	1,440
Grade 2. Female laborer.....	7	1,080	7	1,080	8	1,080
Grade 1. Junior messenger.....	1	660	1	660	1	660
Total permanent, field.....	37	57,920	37	57,920	36	54,340
Deduct lapses and administrative furloughs.....		4,005		3,086		774
Net permanent, field.....		53,915		54,840		53,566
Temporary employees, field.....		300		300		300
All personal services, field.....		54,215		55,140		53,866
Total, departmental and field.....		54,215		55,140		53,866
Deduct subsistence and quarters furnished.....		300		300		300
Total.....		53,915		54,840		53,566
Deduct legislative reductions.....		5,392		8,225		5,389
01 Personal services (net).....		48,523		46,615		48,177
OTHER OBLIGATIONS						
02 Supplies and materials.....		6,385		6,385		7,254
05 Communication service.....		1,500		1,500		1,794
07 Transportation of things.....						515
10 Furnishing heat, light, power, water, electricity, etc.....		5,000		5,000		5,215
12 Repairs and alterations.....						50
13 Special and miscellaneous current ex- penses.....		500		500		1,010
30 Equipment.....						214
Total other obligations.....		13,385		13,385		16,052
Grand total obligations.....		61,908		60,000		64,229
Received by transfer from "Maintenance and operation of fuel yards, District of Columbia".....				-60,000		
Net total obligations.....		61,908				64,229
Estimated savings and unobligated bal- ances.....						5,771
Total estimate or appropriation.....		61,908				70,000
BY ACTIVITIES OR PROJECTS						
1. Supervision of buildings and grounds.....		3,990		3,490		3,490
2. Shops.....		17,415		15,447		20,080
3. Watchman.....		5,367		4,845		5,200
4. Janitors.....		14,110		12,700		13,702
5. Heat, light, power, etc.....		17,365		15,365		17,254
6. Operation and maintenance of motor vehicles.....		4,813		4,313		4,503
7. Purchasing and warehousing.....		4,240		3,840		
Total.....		67,300		60,000		64,229
Deduct legislative reductions.....		5,392				
Net total.....		61,908		60,000		64,229

Persons employed during the fiscal year [1934] 1935 in field work outside of the District of Columbia under the Bureau of Mines may be detailed temporarily for service in the District of Columbia for purposes of preparing results of their field work; all

persons so detailed shall be paid in addition to their regular compensation only traveling expenses in going to and returning therefrom: *Provided*, That nothing herein shall prevent the payment to employees of the Bureau of Mines of their necessary expenses, or per diem in lieu of subsistence, while on temporary detail in the District of Columbia for purposes only of consultation or investigations on behalf of the United States. All details made hereinunder, and the purposes of each, during the preceding fiscal year shall be reported in the annual estimates of appropriations to Congress at the beginning of each regular session thereof (*act Mar. 1, 1933, 47 Stat., p. 1406*).

Title	Occupation	Days
Associate chemist.....	Investigative.....	2
Associate chemist.....	Investigative.....	10
Assistant mining engineer.....	Consultation.....	9
Electrical engineer.....	Consultation.....	3½
Explosives engineer.....	Consultation.....	2
Junior safety instructor.....	Consultation.....	1
Senior physicist.....	Investigative.....	8
Statistician.....	Investigative.....	26
Supervising engineer.....	Consultation.....	9
Supervising engineer.....	Consultation.....	10
Supervising engineer.....	Consultation.....	24
Supervising engineer.....	Investigative.....	20
Surgeon.....	Investigative.....	1
Technical assistant.....	Consultation.....	1

The Secretary of the Treasury may detail medical officers of the Public Health Service for cooperative health, safety, or sanitation work with the Bureau of Mines, and the compensation and expenses of the officers so detailed may be paid from the applicable appropriations made herein for the Bureau of Mines (*act Mar. 1, 1933, 47 Stat., p. 1406*).

Maintenance and Operation, Fuel Yards, District of Columbia, Bureau of Mines—

Government fuel yards: For the purchase and transportation of fuel; storing and handling of fuel in yards; maintenance and operation of yards and equipment, including two motor-propelled passenger-carrying vehicles for inspectors, purchase of equipment, rentals, and all other expenses requisite for and incident thereto, including personal services in the District of Columbia, the unexpended balance of the appropriations heretofore made for these purposes is reappropriated and made available for such purposes for the fiscal year 1934 and for payment of obligations for such purposes of prior years, and of such sum not exceeding \$500 shall be available to settle claims for damages caused to private property by motor vehicles used in delivering fuel: *Provided*, That all moneys received from the sales of fuel shall be credited to this appropriation and be available for the purposes of this paragraph: *Provided further*, That the term "fuel" wherever used in this appropriation shall be understood to include fuel oil: *Provided further*, That the requirements of sections 3711 and 3713 of the Revised Statutes (U.S.C., title 40, sec. 109) relative to the weighing of coal and wood and the separate certificate as to the weight, measurement, or quantity of coal and wood purchased shall not apply to purchases by the Government fuel yards at free-on-board destinations outside of the District of Columbia (U.S.C., title 40, sec. 110; *act Mar. 1, 1933, 47 Stat., p. 1406*).

NOTE.—Appropriation under above title transferred to Procurement Division, Treasury Department, under Executive Order No. 6166 of June 10, 1933, see p. 484.

By objects	Obligations			
	Estimate, 1935	Estimate, 1934	Actual, 1933	
PERSONAL SERVICES, DEPARTMENTAL	Posi- Av. tions salary	Posi- Av. tions salary	Posi- tions	Av. salary
Professional service:				
Grade 5. Engineer.....		1 \$5,400	1	\$5,400
Grade 1. Junior fuel engineer.....		0.5 2,000	1	2,000
Subprofessional service:				
Grade 7. Principal engineering inspector.....		1 2,800	1	2,800
Clerical, administrative, and fiscal service:				
Grade 7. Junior administrative assistant.....		1 2,200	1	3,200
Grade 5. Senior clerk.....		3.5 2,457	4	2,450
Grade 4. Clerk.....		3 1,980	3	1,980
Grade 3. Assistant clerk.....		6 1,720	8	1,755
Grade 2. Junior clerk.....		1.5 1,720	3	1,600
Grade 1. Underclerk.....		0.5 1,260	1	1,260
Custodial service:				
Grade 9. Assistant mechanical superintendent.....		1 2,800	1	2,800
Grade 8. Principal mechanic.....		2 2,350	2	2,350
Grade 7. Senior mechanic.....		4 2,025	4	2,025
Grade 6. Mechanic.....		6 1,820	6	1,810
Grade 5. Junior mechanic.....		1 1,800	1	1,800
Grade 4. Undermechanic.....		1 1,560	1	1,560

Maintenance and Operation, Fuel Yards, District of Columbia, Bureau of Mines—Continued.

By objects	Obligations			
	Estimate, 1935	Estimate, 1934	Actual, 1933	
PERSONAL SERVICES, DEPARTMENTAL—CON.	Posi- Av. tions salary	Posi- Av. tions salary	Posi- tions	Av. salary
Custodial service—Continued.				
Grade 3. Guard watchman.....		3 \$1,360	3	\$1,360
Minor mechanic.....		15 1,332	16	1,335
Senior laborer.....		8.5 1,300	9	1,308
Grade 2. Subordinate mechanic.....		1 1,380	1	1,380
Assistant messenger.....		0.5 1,260	1	1,260
Total permanent, departmental.....		61 107,470	68	118,912
Deduct lapses and administrative furloughs.....		2,465		1,419
Net permanent, departmental.....		105,005		117,493
Temporary employees, departmental.....		20,000		15,510
All personal services, departmental.....		125,005		133,003
Deduct legislative reductions.....		15,780		11,377
01 Personal services (net).....		109,225		121,626
OTHER OBLIGATIONS				
02 Supplies and materials.....		26,994		16,944
05 Communication service.....		452		649
06 Travel expenses.....		276		32
07 Transportation of things.....		19		15
08 Printing and binding.....		528		556
09 Advertising.....		46		11
10 Heat, light, and power.....		3,030		3,169
13 Special and miscellaneous current expenses.....		500		—
30 Equipment.....		20,000		2,005
32 Structural and nonstructural improvements to land.....		5,000		2,706
33 Purchases for resale.....		1,200,000		1,332,032
Total other obligations.....		1,256,845		1,358,119
Grand total.....		1,366,070		1,479,745

Helium Production, Bureau of Mines—

Helium production and investigations: The sums made available for the fiscal year [1934] 1935 in the Acts making appropriations for the War and Navy Departments for the acquisition of helium from the Bureau of Mines shall be advanced from time to time upon requisition by the Secretary of Commerce in such amounts as may be determined by the President not in excess of the sums needed for the economical and efficient operation and maintenance of the plants for the production of helium for military and/or naval purposes, including purchase, not to exceed \$2,500, and exchange as part payment for, maintenance, operation, and repair of motor-propelled passenger-carrying vehicles for official use in field work, and all other necessary expenses, and [\$12,340] \$10,100 for personal services in the District of Columbia (U.S.C., title 5, sec. 602; title 30, secs. 1-11; title 50, secs. 161, 163-166; *act Mar. 1, 1933, 47 Stat., p. 1407*).

By objects	Obligations			
	Estimate, 1935	Estimate, 1934	Actual, 1933	
PERSONAL SERVICES, DEPARTMENTAL	Posi- Av. tions salary	Posi- Av. tions salary	Posi- tions	Av. salary
Professional service:				
Grade 6. Chief engineer.....	0.5 \$6,200	0.5 \$6,200	0.5	\$6,200
Grade 5. Chemist.....			1	4,600
Grade 4. Helium chemist.....	1 4,200		0.5	4,200
Clerical, administrative, and fiscal service:				
Grade 4. Clerk.....	1 2,160	1 2,160	0.5	2,040
Grade 3. Assistant clerk-stenographer.....	1 1,740	1 1,740	1	1,740
Total permanent, departmental.....	3.5 11,200	2.5 7,000	3.5	12,560
Deduct lapses and administrative furloughs.....		292		—
Net permanent, departmental.....	11,200	6,708		12,560
Temporary employees, departmental.....		162		—
All personal services, departmental.....	11,200	6,870		12,560
PERSONAL SERVICES, FIELD				
Professional service:				
Grade 6. Supervising engineer.....	1 5,800	0.5 5,800	0.5	5,800
Grade 4. Natural gas engineer.....	1 3,800	1 3,800	1	3,800
Grade 3. Associate physical chemist.....	1 3,200	1 3,200	1	3,200
Grade 1. Junior chemical engineer.....	1 2,000		1	2,000
Junior physicist.....	1 2,000		1	2,000
Subprofessional service:				
Grade 5. Scientific aid.....	1 1,800		1	1,800
Clerical, administrative, and fiscal service:				
Grade 12. Helium plant superintendent.....			1	4,800
Grade 7. Office manager.....			1	3,200

Helium Production, Bureau of Mines—Continued.

By objects	Obligations					
	Estimate, 1935		Estimate, 1934		Actual, 1933	
	Posi- tions	Av. salary	Posi- tions	Av. salary	Posi- tions	Av. salary
PERSONAL SERVICES, FIELD—continued						
Clerical, administrative, and fiscal service—Continued.						
Grade 6. Principal clerk.....	0.5	\$2,500	0.5	\$2,500	0.5	\$2,500
Grade 4. Clerk.....	1	1,800	1	1,800	1	1,800
Storekeeper.....	1	1,800			1	1,800
Custodial service:						
Grade 9. Master mechanic.....	1	2,700	1	2,700	1	2,700
Foreman helium plant operator.....	2	2,350	2	2,350	2	2,350
Grade 8. Senior mechanic.....	1	2,500	1	2,500	1	2,500
Welder.....	2	2,100	2	2,100	2	2,100
Helium plant operator.....	2	2,000	1	2,000	2	2,150
Relief helium plant operator.....	1	2,000	1	2,000	1	2,000
Grade 7. Senior mechanic.....	1	2,200	1	2,200	1	2,200
Helium plant operator.....	4	1,860	2	1,860	4	1,860
Grade 6. Assistant helium plant operator.....	7	1,680	2	1,680	7	1,696
Auto mechanic.....	1	1,800			1	1,800
Grade 4. CO ₂ operator.....	1	1,500	1	1,500	1	1,500
Total permanent, field.....	32	65,560	18	41,830	33	73,822
Deduct lapses and administrative furloughs.....				1,745		1,421
Net permanent, field.....		69,560		40,085		72,401
Temporary employees, field.....		15,025		9,250		29,143
All personal services, field.....		84,585		49,335		101,544
Total, departmental and field.....		95,785		56,205		114,104
Deduct legislative reductions.....		9,579		8,530		12,705
01 Personal services (net).....		86,206		47,675		101,399
OTHER OBLIGATIONS						
02 Supplies and materials.....		9,695		5,695		16,303
05 Communication service.....		200		200		290
06 Travel expenses.....		700		700		766
07 Transportation of things.....		1,000		1,000		4,541
11 Rents.....						145
12 Repairs and alterations.....						280
13 Special and miscellaneous current expenses.....						150
30 Equipment.....		2,620		200		421
Total other obligations.....		14,215		7,795		22,896
Grand total obligations.....		100,421		55,470		124,295
Received by transfer from—						
War Department.....		-10,000		-17,000		-9,000
Navy Department.....		-100,000		-47,000		-175,000
Net total obligations.....		-9,579		-8,530		-59,705
Estimated savings and unobligated balances.....		9,579		8,530		59,705

Helium Investigations, Bureau of Mines—

For investigations of resources of helium-bearing gas and the conservation thereof, and of processes and methods of producing, storing, purifying, and utilizing helium and helium-bearing gas, including supplies and equipment, stationery, furniture, expenses of travel and subsistence, purchase, not exceeding \$1,200, exchange as part payment for, maintenance, and operation of motor-propelled passenger-carrying vehicles for official use in field work, purchase of laboratory gloves, goggles, rubber boots and aprons, and all other necessary expenses, including not to exceed \$12,000 for personal services in the District of Columbia, \$40,000 (U.S.C., title 5, sec. 602; title 30, secs. 1-11; title 50, secs. 161, 163-166; act Mar. 1, 1933, 47 Stat., p. 1407).

Appropriated 1934, \$40,000

By objects	Obligations					
	Estimate, 1935		Estimate, 1934		Actual, 1933	
	Posi- tions	Av. salary	Posi- tions	Av. salary	Posi- tions	Av. salary
PERSONAL SERVICES, DEPARTMENTAL						
Professional service:						
Grade 6. Chief engineer, helium division.....			0.5	\$6,200	0.5	\$6,200
Grade 5. Chemist.....					1	4,600
Grade 4. Helium chemist.....			1	4,200	0.5	4,200
Clerical, administrative, and fiscal service:						
Grade 4. Clerk.....			1	1,980	1.5	2,000
Grade 3. Assistant clerk.....					1	1,620
Total permanent, departmental.....			2.5	9,280	4.5	14,420
Deduct lapses and administrative furloughs.....				387		200
Net permanent, departmental.....				8,893		14,220
Temporary employees, departmental.....				72		
All personal services, departmental.....				8,965		14,220
PERSONAL SERVICES, FIELD						
Professional service:						
Grade 6. Supervising engineer.....			0.5	5,800	0.5	5,800
Grade 4. Mechanical engineer.....			1	4,600	1	4,600
Chemist.....			1	4,200	1	4,200

Helium Investigations, Bureau of Mines—Continued.

By objects	Obligations					
	Estimate, 1935		Estimate, 1934		Actual, 1933	
	Posi- tions	Av. salary	Posi- tions	Av. salary	Posi- tions	Av. salary
PERSONAL SERVICES, FIELD—continued						
Professional service—Continued.						
Grade 3. Associate chemist.....			2	\$3,300	2	\$3,300
Grade 2. Assistant chemical engineer.....			1	2,600	1	2,600
Clerical, administrative, and fiscal service:						
Grade 6. Principal clerk.....			0.5	2,500	0.5	2,500
Grade 2. Junior stenographer.....					2	1,440
Total permanent, field.....			6	22,150	8	25,030
Deduct lapses and administrative furloughs.....				923		
Net permanent, field.....				21,227		25,030
Temporary employees, field.....				750		1,660
All personal services, field.....				21,977		26,690
Total, departmental and field.....				30,942		40,910
Deduct legislative reductions.....				4,641		4,073
01 Personal services (net).....				26,301		36,837
OTHER OBLIGATIONS						
02 Supplies and materials.....				1,700		1,732
06 Travel expenses.....				855		1,188
07 Transportation of things.....						335
12 Repairs and alterations.....						50
30 Equipment.....				200		260
Total other obligations.....				2,755		3,565
Grand total obligations.....				29,056		40,402
Transferred to "Economics of mineral industries".....						+5,500
Net total obligations.....				29,056		45,902
Estimated savings and unobligated balances.....				10,944		4,098
Total estimate or appropriation.....				40,000		50,000
BY ACTIVITIES OR PROJECTS						
1. Plant control.....				5,319		9,728
2. Studies of behavior of gases at high pressures and low temperatures as affecting processes for extracting helium from natural gas.....				16,284		19,891
3. Field investigations of helium resources.....				7,453		10,783
Total.....				29,056		40,402

Helium Plants, Bureau of Mines—

Helium plants: For helium production and conservation, including acquisition of helium-bearing gas land or wells by purchase, exchange, lease, or condemnation, or interest in such land or wells, the purchase, lease, construction, or modification of plants, pipe lines and accessories, compressor stations, camp buildings, and other facilities for the production, transportation, storage, and purification of helium and helium-bearing gas, including acquisition of sites and rights of way therefor, by purchase, lease, or condemnation, and including supplies and equipment, expenses of travel and subsistence, maintenance and operation of motor-propelled, passenger-carrying vehicles for official use in field work, and all other necessary expenses, including not to exceed \$6,560 for personal services in the District of Columbia, and including the payment of obligations incurred under the contract authorization carried under this heading in the Department of Commerce Appropriation Act for the fiscal year 1932, the unexpended balances in the appropriation "Helium Plants, Bureau of Mines, 1933", less the sum of \$50,000, are hereby continued available for the fiscal year 1934: *Provided*, That no part of the appropriation herein made may be expended except with the approval of the President: *Provided further*, That the acquirement of leases, sites, and rights of way under terms customary in the oil and gas industry, including obligations to pay rental in advance and to pay damages to lands, crops, or structures arising out of the Government's operations is authorized: *Provided further*, That should valuable products other than helium-bearing gas be discovered in wells acquired or drilled for helium-bearing gas under this appropriation the Secretary of Commerce is authorized to provide for the disposal of said wells or the products therefrom, by the contracts under which the property is acquired, or otherwise, in accordance with the interests of the Government therein and in the manner which, in his opinion, is most advantageous to the Government (U.S.C., title 5, sec. 602; title 30, secs. 1-11; title 50, secs. 161, 163-166; act Mar. 1, 1933, 47 Stat., p. 1407).

Helium Plants, Bureau of Mines—Continued.

By objects	Obligations		
	Estimate, 1935	Estimate, 1934	Actual, 1933
PERSONAL SERVICES, FIELD			
Temporary employees, field.....			\$1, 070
Deduct legislative reductions.....			155
01 Personal services (net).....			915
OTHER OBLIGATIONS			
02 Supplies and materials.....			50
06 Travel expenses.....			460
07 Transportation of things.....			380
30 Equipment.....			5, 473
Total other obligations.....			6, 363
Grand total obligations.....			7, 278
Prior year unexpended balances obligated in 1933.....			7, 278

Economics of Mineral Industries, Bureau of Mines—

Economics of mineral industries: For inquiries and investigations, and the dissemination of information concerning the economic problems of the mining, quarrying, metallurgical, and other mineral industries, with a view to assuring ample supplies and efficient distribution of the mineral products of the mines and quarries, including studies and reports relating to uses, reserves, production, distribution, stocks, consumption, prices, and marketing of mineral commodities and primary products thereof; preparation of the reports of the mineral resources of the United States, including special statistical inquiries; and including personal services in the District of Columbia and elsewhere; purchase of furniture and equipment; stationery and supplies; typewriting, adding, and computing machines, accessories and repairs; newspapers; traveling expenses; purchase, not exceeding \$1,200, exchange as part payment for, operation, maintenance, and repair of motor-propelled passenger-carrying vehicles for official use in field work; and for all other necessary expenses not included in the foregoing; **[\$220,500]** \$207,133, of which amount not to exceed **[\$202,600]** \$162,210 may be expended for personal services in the District of Columbia (U.S.C., title 5, sec. 602; title 30, secs. 1-11; act Mar. 1, 1933, 47 Stat., p. 1408).

Estimate 1935, \$207,133

Appropriated 1934, \$220,500

By objects	Obligations					
	Estimate, 1935		Estimate, 1934		Actual, 1933	
PERSONAL SERVICES, DEPARTMENTAL	Posi- tions	Av. salary	Posi- tions	Av. salary	Posi- tions	Av. salary
Professional service:						
Grade 7. Chief, economics branch.....	1	\$7, 000	1	\$7, 000	1	\$7, 000
Grade 6. Chief engineer.....	2	5, 600	2	5, 600	2	5, 600
Chief economist.....	1	5, 600	1	5, 600	1	5, 600
Grade 5. Geologist.....	1	5, 200	1	5, 200	1	5, 200
Mineral economist.....	1	4, 600	1	4, 600	1	4, 600
Mineral technologist.....	1	5, 000	1	5, 000	1	5, 000
Chief economist.....	1	4, 600	1	4, 600	1	4, 600
Senior mining engineer.....	1	5, 200	1	5, 200	1	5, 200
Grade 4. Economic analyst.....	1.5	3, 800	1.5	3, 800	2	3, 800
Grade 3. Associate economic analyst.....	2	3, 250	2	3, 250	5	3, 220
Associate scientist.....					1	3, 400
Associate mineral economist.....		(1)	1	3, 200	1	3, 200
Grade 2. Assistant mineral economist.....	2	2, 600	2	2, 600	2	2, 600
Assistant economic analyst.....	1	2, 600	1	2, 600	1	2, 600
Clerical, administrative, and fiscal service:						
Grade 11. Assistant chief business specialist.....	1	4, 600	1	4, 600	1	4, 600
Grade 8. Administrative assistant.....					1	2, 900
Grade 7. Junior administrative assistant.....	1	2, 900	1	2, 900	0.5	2, 900
Grade 6. Junior business specialist.....	1	2, 500	1	2, 500	1	2, 500
Principal clerk.....	4	2, 575	4	2, 575	4	2, 575
Grade 5. Senior clerk.....	8	2, 250	8	2, 250	9	2, 255
Grade 4. Clerk.....	6	1, 977	6	1, 977	10	1, 953
Statistical clerk.....	1	1, 980	1	1, 980	1	1, 980
Grade 3. Assistant clerk.....	9	1, 766	9	1, 766	18	1, 770
Senior stenographer.....	4	1, 700	4	1, 700	4	1, 695
Senior operator, office devices.....	3	1, 620	3	1, 620	3	1, 620
Junior special agent.....	0.5	1, 800	0.5	1, 800	1	1, 800
Grade 2. Junior clerk.....	5	1, 560	5	1, 560	5	1, 560
Junior stenographer.....			1	1, 440	6	1, 470
Junior research clerk.....					1	1, 500
Junior operator, office devices.....	1	1, 440	1	1, 440	1	1, 440
Grade 1. Under operator, office devices.....	1	1, 620	1	1, 620	2	1, 440

1 Position will be discontinued.

Economics of Mineral Industries, Bureau of Mines—Continued.

By objects	Obligations					
	Estimate, 1935		Estimate, 1934		Actual, 1933	
	Posi- tions	Av. salary	Posi- tions	Av. salary	Posi- tions	Av. salary
PERSONAL SERVICES, DEPARTMENTAL—CON.						
Custodial service:						
Grade 1. Junior messenger					2	\$600
Total permanent positions, depart- mental	61	\$159,856	63	\$164,496	91.5	218,995
Deduct lapses and administrative furloughs		11,614		25,921		650
Net permanent positions, depart- mental		148,242		138,575		218,345
Temporary employees, departmental		31,990		34,901		386
All personal services, departmental		180,232		173,476		218,731
PERSONAL SERVICES, FIELD						
Professional service:						
Grade 6. Principal mineral technologist	1	5,800	1	5,800	1	5,800
Grade 5. Senior geologist	1	4,800	1	4,800	1	4,800
Senior statistician					1	4,800
Grade 4. Statistician in charge					1	4,200
Grade 3. Associate mineral economist	2	3,200	2	3,200	1	3,200
Associate economic analyst	1	3,800	1	3,800	1	3,800
Grade 2. Assistant mineral economist					1	2,600
Clerical, administrative, and fiscal service:						
Grade 5. Senior clerk	3	2,333	3	2,333	3	2,333
Grade 4. Statistical clerk	1	1,980	1	1,980	1	1,980
Grade 3. Assistant clerk					3	1,640
Grade 2. Junior clerk					2	1,530
Total permanent, field	9	29,780	9	29,780	16	46,160
Deduct lapses and administrative furloughs		2,142		9,241		
Net permanent, field		27,638		20,539		46,160
Temporary employees, field		15,000		16,395		
All personal services, field		42,638		36,934		46,160
Total, departmental and field		222,870		210,410		264,891
Deduct legislative reductions		22,287		31,561		27,747
01 Personal services (net)		200,583		178,849		237,144
OTHER OBLIGATIONS						
02 Supplies and materials		2,000		2,000		2,413
05 Communication service		500		500		158
06 Travel expenses		2,450		1,225		1,100
11 Rents						80
12 Repairs and alterations		120		120		143
30 Equipment		1,480		1,480		1,254
Total other obligations		6,550		5,325		5,148
Grand total obligations		207,133		184,174		242,292
Received by transfer from—						
“Mineral mining investigations”						—1,380
“Helium investigations”						—5,500
“Operating mine rescue cars and stations”						—4,625
“Investigating mine accidents”						—8,725
Net total obligations		207,133		184,174		222,062
Estimated savings and unobligated bal- ances				36,326		27,938
Total estimate or appropriation		207,133		220,500		250,000
BY ACTIVITIES OR PROJECTS						
1. Identification of mineral specimens		7,866		6,653		7,173
2. Coal statistics and economics		51,242		44,829		57,519
3. Economics of rare metals and nonmetal- lics		27,194		22,092		34,030
4. Mineral statistics		83,781		63,880		79,437
5. Petroleum economics and statistics		38,708		29,422		36,817
6. Economics of the common metals		20,629		17,298		27,316
Total		229,420		184,174		242,292
Deduct legislative reductions		22,287				
Net total		207,133		184,174		242,292

During the fiscal year [1934] 1935 the head of any department or independent establishment of the Government having funds available for scientific investigations and requiring cooperative work by the Bureau of Mines on scientific investigations within the scope of the functions of that bureau and which it is unable to perform within the limits of its appropriations may, with the approval of the Secretary of Commerce, transfer to the Bureau of Mines such sums as may be necessary to carry on such investigations. The Secretary of the Treasury shall transfer on the books of the Treasury Department any sums which may be authorized hereunder, and such amounts shall be placed to the credit of the

Bureau of Mines for the performance of work for the department or establishment from which the transfer is made: *Provided*, That any sums transferred by any department or independent establishment of the Government to the Bureau of Mines for cooperative work in connection with this appropriation may be expended in the same manner as sums appropriated herein may be expended (*act Mar. 1, 1933, 47 Stat., p. 1408*).

The purchase of supplies and equipment or the procurement of services for the Bureau of Mines, at the seat of government, as well as in the field outside of the District of Columbia, may be made in open market without compliance with section 3709 of the Revised Statutes (U.S.C., title 41, sec. 5) of the United States, in the manner common among business men, when the aggregate amount of the purchase or the service does not exceed \$100 in any instance (*same act*).

For the purchase or exchange of professional and scientific books, law books, and books to complete broken sets, periodicals, directories, and other books of reference relating to the business of the Bureau of Mines, there is hereby made available from any appropriations made for such bureau not to exceed \$2,500 (*same act*).

For necessary traveling expenses of the director and employees of the bureau, acting under his direction, for attendance upon meetings of technical, professional, and scientific societies, when required in connection with the authorized work of the Bureau of Mines and incurred on the written authority of the Secretary of Commerce, there is hereby made available from any appropriations made to the Bureau of Mines not to exceed in all \$1,000 (*same act*).

Total, Bureau of Mines, **[\$1,514,300]** \$1,197,926.

Annual appropriations, general fund:

Estimate 1935, **\$1,197,926** Appropriated 1934, **\$1,514,300**

Special fund:

Gas Production, Helium Plants, Bureau of Mines, Special Fund—

This fund is derived from the sale of gas belonging to the United States after the extraction of helium and other by-products not needed for Government use (U.S.C., title 50, sec. 164; *decision of Comptroller General, Apr. 23, 1932, A-30409*).

Estimate 1935, **\$17,000** Appropriated 1934, **\$13,000**

By objects	Obligations			
	Estimate, 1935		Estimate, 1934	
	Posi- tions	Av. salary	Posi- tions	Av. salary
PERSONAL SERVICES, FIELD				
Professional service:				
Grade 3. Associate natural gas engineer	1	\$3,600		
Clerical, administrative, and fiscal service:				
Grade 2. Junior clerk	1	1,440	1	\$1,440
Custodial service:				
Grade 7. Gas-field foreman	1	1,860	1	1,860
Total permanent, field	3	6,900	2	3,300
Deduct lapses and administrative fur- loughs				137
Net permanent, field		6,900		3,163
Temporary employees, field		2,500		3,311
All personal services, field		9,400		6,474
Deduct legislative reductions				474
01 Personal services (net)		9,400		6,000
OTHER OBLIGATIONS				
02 Supplies and materials		7,600		6,000
05 Communication service				100
30 Equipment				900
31 Land and interest in land				1,520
32 Structures				2,000
Total other obligations		7,600		7,000
Grand total obligations		17,000		13,000
Received on account of collections		25,000		13,000
Estimated savings and unobligated bal- ances		8,000		
Total estimate or appropriation		17,000		13,000

National Industrial Recovery, Bureau of Mines—

By objects	Obligations		
	Estimate, 1935	Estimate, 1934	Actual, 1933
12 Repairs and alterations		\$1,000	
Received by transfer from Federal Emer- gency Administration of Public Works		-1,000	

Total, Bureau of Mines, general and special funds:

Estimate 1935, **\$1,214,926** Appropriated 1934, **\$1,527,300**

UNITED STATES SHIPPING BOARD BUREAU

Salaries and Expenses, United States Shipping Board Bureau—

[For three commissioners and for all other expenditures authorized by law.] *To carry out the provisions of the Shipping Act, 1916, as amended, and the Merchant Marine Acts of 1920 and 1928, as amended, including the compensation of [a secretary to the board,] attorneys, officers, naval architects, special experts, examiners, and clerks, [including one admiralty counsel at not to exceed \$10,000 per annum,] one technical expert in connection with construction loan fund, at not to exceed \$10,000 per annum, and other employees in the District of Columbia and elsewhere; and for [all] other expenses of the [Board] Bureau, including the rental of quarters outside the District of Columbia, [law books, books of reference, periodicals, and not exceeding \$600 for newspapers, and] traveling expenses of [members of the Board, its special experts, and other] employees of the Bureau, while upon official business away from their designated posts of duty, including attendance at meetings or conventions of members of any society or association, the purpose of which [the Board may consider] is of interest to the development and maintenance of an American merchant marine, when incurred on the written authority of the [chairman of the Board] Secretary of Commerce, and for the employment by contract of expert stenographic reporters for its official reporting work, [including the investigation of foreign discrimination against vessels and shippers of the United States and for the investigation of transportation of immigrants in vessels of the United States Shipping Board, \$300,000,] \$219,216, of which amount not to exceed [\$263,000] \$205,960 may be expended for personal services in the District of Columbia: *Provided*, That the annual estimates of the Shipping Board Bureau for the fiscal year [1935] 1936 shall be accompanied by a statement showing the number and compensation of employees of the Fleet Corporation assigned to [the Shipping Board] that Bureau: *Provided further*, That employees of the Merchant Fleet Corporation assigned to and serving with the Shipping Board Bureau whose compensation is within the range of salary prescribed for the appropriate grade to which the position has been allocated under the Classification Act of 1923, as amended, shall not be subject to reduction in salary by reason of their transfer during the fiscal year [1934] 1935 to the pay roll of the [Shipping Board] Bureau (U.S.C., title 46, secs. 804, 805; *act June 16, 1933, 48 Stat., p. 298, Executive Order No. 6166, June 10, 1933*).*

Estimate 1935, **\$219,216** Appropriated 1934, **\$300,000**

NOTE.—Functions of the U.S. Shipping Board including those over and in respect to the U.S. Shipping Board Merchant Fleet Corporation were transferred to the Department of Commerce by section 12 of Executive Order No. 6166, June 10, 1933.

By objects	Obligations			
	Estimate, 1935		Estimate, 1934	
	Posi- tions	Av. salary	Posi- tions	Av. salary
PERSONAL SERVICES, DEPARTMENTAL				
Professional service:				
Grade 9. Technical expert	1	\$10,000	1	\$10,000
Grade 8. Chief of division	1	8,000	1	8,000
Grade 7. Chief of division	1	6,500	1	6,500
Grade 6. Examiner	1	6,000	1	6,000
Grade 5. Senior engineer	1	5,200	1	5,200
Grade 3. Associate engineer	1	3,600	1	3,600
Associate attorney	5	3,220	2	3,250
Grade 2. Assistant attorney	1	2,600	1	2,600

Salaries and Expenses, United States Shipping Board Bureau—Con.

By objects	Obligations					
	Estimate, 1935		Estimate, 1934		Actual, 1933	
PERSONAL SERVICES, DEPARTMENTAL—CON.	Posi- tions	Av. salary	Posi- tions	Av. salary	Posi- tions	Av. salary
Subprofessional service:						
Grade 6. Senior typographic draftsman					1	\$2,000
Grade 4. Junior library assistant	1	\$1,620	1	\$1,620	1	1,620
Clerical, administrative, and fiscal service:						
Grade 16. Commissioner			3	10,000	3.1	10,000
Grade 14. Executive officer	1	6,500	1	7,000	1	7,000
Grade 13. Special expert	1	6,000	1	6,000	1	6,000
Grade 12. Senior administrative officer			2	4,800	3	4,933
Grade 11. Administrative officer					1	4,000
Grade 10. Junior administrative officer	1	3,500	1	3,500	3	3,800
Grade 9. Senior administrative assistant	4	3,450	4	3,450	4	3,450
Grade 8. Administrative assistant	1	2,900	1	2,900	1	2,900
Grade 7. Junior administrative assistant	4	2,975	5	2,900	9	2,967
Grade 6. Principal clerk	3	2,867	3	2,867	4.1	2,600
Chief stenographer	1	2,300	1	2,300	1	2,300
Grade 5. Principal clerk	11	2,236	11	2,236	11	2,236
Senior clerk-stenographer	1	2,000	1	2,000	1	2,000
Grade 4. Principal stenographer	6	2,000	6	2,000	6	2,000
Clerk	2	1,860	3	1,840	4	1,830
Grade 3. Senior stenographer	5	1,740	5	1,740	5	1,740
Assistant clerk	2	1,890	2	1,890	3	1,800
Grade 2. Junior stenographer	4	1,680	4	1,680	4	1,680
Junior clerk	12	1,580	12	1,580	18	1,540
Senior typist	8	1,523	8	1,523	8	1,523
Junior operator office devices	3	1,500	3	1,500	3	1,500
Junior office draftsman	1	1,440	1	1,440	1	1,440
Grade 1. Underclerk	3	1,460	3	1,460	3	1,460
Underoperator office devices	3	1,500	3	1,500	4	1,500
Custodial service:						
Grade 7. Senior mechanic			1	2,200	1	2,200
Grade 4. Assistant foreman of laborers	1	1,380	1	1,380	1	1,380
Grade 3. Senior laborer	1	1,260	1	1,260	1	1,260
Grade 2. Junior laborer	3	1,200	3	1,200	3	1,200
Total permanent, departmental	95	228,841	100	265,940	119.2	313,982
Deduct lapses and administrative furloughs				35,144		20,018
Net permanent, departmental		228,841		230,796		293,964
PERSONAL SERVICES, FIELD						
Clerical, administrative, and fiscal service:						
Grade 2. Stenographer			1	1,620	1	1,620
Total, departmental and field		228,841		232,416		295,584
Deduct legislative reductions		22,884		34,862		27,802
01 Personal services (net)		205,957		197,554		267,782
OTHER OBLIGATIONS						
02 Supplies and materials			3,000			1,922
05 Communication service			3,000			2,450
06 Travel expense	7,259		9,340			7,967
07 Transportation of things			200			100
08 Stenographic work (contract)	6,000		7,000			2,167
11 Rents			7,500			11,467
12 Repairs			200			162
13 Special and miscellaneous services			200			111
30 Equipment			2,000			189
Total other obligations		13,259		32,440		26,535
Grand total obligations		219,216		229,994		294,317
Estimated savings and unobligated balances				70,006		55,683
Total estimate or appropriation		219,216		300,000		350,000

Employees on Merchant Fleet Corporation pay rolls assigned to United States Shipping Board as of July 1, 1933

	Member	Amount
Chairman's office	5	\$12,800
Division of Marine Development	11	27,120
Sea Service Section	25	61,340
Legal Department	32	123,280
Division of Construction and Finance	1	2,400
Division of Regulation and Traffic	6	13,040
Division of Research	29	49,200
Total	109	289,180

Printing and Binding, United States Shipping Board Bureau—

For all printing and binding for the United States Shipping Board, including all of its bureaus, offices, institutions, and services located in Washington, District of Columbia, and elsewhere, \$10,000 (U.S.C., title 51, sec. 588; act June 16, 1933, 48 Stat., p. 298).

NOTE.—The functions of the U.S. Shipping Board including those over and in respect to the United States Shipping Board Merchant Fleet Corporation were transferred to the Department of Commerce by section 12 of Executive Order No. 6166, June 10, 1933.

United States Shipping Board Bureau, Shipping Fund—

For expenses of the United States Shipping Board Merchant Fleet Corporation during the fiscal year ending June 30, [1934] 1935, for administrative purposes, including the salaries of employees of the Fleet Corporation assigned to the Shipping Board Bureau, miscellaneous adjustments, losses due to the maintenance and operation of ships, including operation through an agreement to pay a lump-sum compensation, for the protection of the interests of the United States in any vessel on which the United States holds a mortgage, for the repair of ships, for the purchase, exchange, maintenance, repair, and operation of motor vehicles for official purposes only; for the payment of premiums for liability, fire, theft, property damage, and collision insurance and for other forms of insurance, including schedule and fidelity bonds, commonly carried by commercial corporations engaged in the same or a similar business, and for carrying out the provisions of the Merchant Marine Act, 1920, and amendments thereto, (a) the amount of operating funds on hand July 1, [1933] 1933, not to exceed \$50,000,000 [1934] 1934; (b) all amounts received during the fiscal year ending June 30, [1934] 1935, other than the proceeds of sales of ships and surplus property; (c) so much of the total proceeds of sales of ships and surplus property received during the fiscal year [1934] 1935, but not exceeding \$1,000,000 \$750,000, as is necessary to meet the expenses of liquidation, including the costs incident to the delivery of vessels to purchasers, the cost of maintaining the laid-up fleet and the salaries and expenses of the personnel engaged in liquidation: *Provided*, That no part of these sums, (a), (b), and (c) shall be used for the payment of claims arising out of the construction and requisitioning of vessels [; (d) all interest earned on the funds, excepting the construction loan fund, of the United States Shipping Board Merchant Fleet Corporation is to accrue to these funds and is made available for the purposes hereinbefore set forth subject to the limitations herein established: *Provided further*, That the unexpended balances of the sums made available by the Independent Offices Appropriation Act, 1930, for reconditioning and operating ships for carrying coal to foreign ports continued available for the same purposes for the fiscal year 1933, are hereby made available for the general purposes hereinbefore set forth for the Merchant Fleet Corporation for the fiscal year 1934: *Provided further*, That, if and when the President of the United States shall so direct, not to exceed \$4,000,000 of the funds hereinbefore made available may be transferred to the Post Office Department and, when so transferred, shall be available only for meeting the cost in the fiscal year 1934 of foreign mail contracts entered into by that Department under the provisions of the Merchant Marine Act, 1928, approved May 22, 1928, for service upon steamship lines sold by the United States Shipping Board subsequently to December 1, 1932].

That portion of the special claims appropriation contained in the Independent Offices Appropriation Act for the fiscal year 1923 committed prior to July 1, 1923, and remaining unexpended on June 30, [1933] 1934, shall continue available until June 30, [1934] 1935, for the same purposes and under the same conditions.

To enable the United States Shipping Board Merchant Fleet Corporation to operate ships or lines of ships which have been or may be taken back from purchasers by reason of competition or other methods employed by foreign shipowners or operators, there is hereby reappropriated the unexpended balance of the appropriation of \$10,000,000 made for similar purposes in the Independent Offices Appropriation Act for the fiscal year 1927: *Provided*, That no expenditure shall be made for the purposes of this paragraph from this sum without the prior approval of the President of the United States.

[Not more than two passenger-carrying motor vehicles may be maintained and/or operated in the District of Columbia from the appropriations in this Act for the United States Shipping Board and the United States Shipping Board Fleet Corporation. Such vehicles shall be for the use of the officers and employees of the Shipping Board and the Fleet Corporation, under the direction of the chairman of the Shipping Board and the president of the Merchant Fleet Corporation.]

No part of the sums appropriated in this Act shall be used to pay the compensation of any attorney, regular or special, for the United States Shipping Board Bureau or the United States Shipping Board Merchant Fleet Corporation unless the contract of employment has been approved by the Attorney General of the United States.

No part of the funds of the United States Shipping Board Merchant Fleet Corporation shall be available for the rent of buildings in the District of Columbia during the fiscal year [1934] 1935 if suitable space is provided for said corporation by the [Public Buildings Commission] Office of National Parks, Buildings, and Reservations of the Department of the Interior.

No part of the funds of the United States Shipping Board Merchant Fleet Corporation shall be available during the fiscal

year [1934] 1935 for the purchase of any kind of fuel oil of foreign production for issue, delivery, or sale to ships at points either in the United States or its possessions, where oil of the production of the United States or its possessions is available, if the cost of such oil compared with foreign-oil costs be not unreasonable.

Of the sums herein made available under the United States Shipping Board *Bureau*, not to exceed an aggregate of \$150,000 shall be expended for compensation of regular attorneys employed on a yearly salary basis, including their clerical and legal assistants.

None of the money herein or *heretofore* appropriated or authorized shall be used to make loans to any corporation with which the Postmaster General has made a contract for the carrying of mail under the provisions of the Merchant Marine Act of 1928, which contract has not been approved by the Comptroller General (*act June 16, 1933, 48 Stat., pp. 298-300*).

Construction Loan Fund, United States Shipping Board Bureau—

By objects	Obligations		
	Estimate, 1935	Estimate, 1934	Actual, 1933
Cash balance brought forward from preceding year.....	\$27, 188, 830	\$16, 138, 763	\$33, 182, 389
Add repayments on previous loans.....	7, 278, 800	8, 720, 000	4, 731, 113
Add amounts deposited to credit of fund from proceeds of sales.....		3, 407, 067	2, 775, 000
Total cash available.....	34, 467, 630	28, 265, 830	40, 688, 502
Deduct unexpended balances.....	22, 967, 630	27, 188, 830	16, 138, 763
Cash loans for ship construction, etc....	11, 500, 000	1, 077, 000	24, 549, 739

Shipping Fund, United States Shipping Board Merchant Fleet Corporation—

By objects	Obligations		
	Estimate, 1935	Estimate, 1934	Actual, 1933
Balance brought forward from preceding year (including reserves).....	\$16, 522, 562	\$24, 399, 862	\$33, 850, 866
Deduct transfer to construction loan fund.....			60, 000
Total.....	16, 522, 562	24, 399, 862	33, 790, 866
Deduct unexpended balances.....	14, 072, 562	16, 522, 562	24, 399, 862
Net cash expenditures.....	2, 450, 000	7, 877, 300	9, 391, 004

Total, United States Shipping Board *Bureau*, annual appropriations, general fund:

Estimate 1935, **\$219,216** Appropriated 1934, **\$300,000**

Total, Department of Commerce, general fund:

Estimate 1935, **\$28,215,175** Appropriated 1934, **\$32,489,625**

Total, Department of Commerce:

Estimate 1935, **\$32,303,406** Appropriated 1934, **\$36,928,575**

DEPARTMENT OF THE INTERIOR

Summary of estimates of appropriations for the fiscal year 1935 compared with appropriations for the fiscal year 1934

Classification of appropriations	ESTIMATES, 1935			APPROPRIATIONS, 1934		
	General fund	Special funds	Total	General fund	Special funds	Total
Annual.....	\$30,346,706	\$862,750	\$31,209,456	\$47,476,271.67	\$3,003,000	\$50,479,271.67
Permanent.....	8,222,060	3,098,500	11,320,560	9,632,500.00	2,902,300	12,534,800.00
Trust and contributed funds.....	38,568,766	3,961,250	42,530,016	57,108,771.67	5,905,300	63,014,071.67
Total estimates and appropriations.....			46,712,506			68,718,911.67

OFFICE OF THE SECRETARY

Salaries, Office of Secretary of the Interior—

Salaries: For the Secretary of the Interior, First Assistant Secretary, Assistant Secretary, and other personal services in the District of Columbia, **[\$372,420] \$350,685** **]:** *Provided*, That in expending appropriations or portions of appropriations, contained in this Act, for the payment for personal services in the District of Columbia in accordance with the Classification Act of 1923, as amended, with the exception of the First Assistant Secretary and the Assistant Secretary the average of the salaries of the total number of persons under any grade in any bureau, office, or other appropriation unit shall not at any time exceed the average of the compensation rates specified for the grade by such Act, as amended: *Provided*, That this restriction shall not apply (1) to grades 1, 2, 3, and 4 of the clerical-mechanical service, or (2) to require the reduction in salary of any person whose compensation was fixed, as of July 1, 1924, in accordance with the rules of section 6 of such act, (3) to require the reduction in salary of any person who is transferred from one position to another position in the same or different grade in the same or a different bureau, office, or other appropriation unit, (4) to prevent the payment of a salary under any grade at a rate higher than the maximum rate of the grade when such higher rate is permitted by the Classification Act of 1923, as amended, and is specifically authorized by other law, or (5) to reduce the compensation of any person in a grade in which only one position is allocated] (*U.S.C., title 5, secs. 481-486; U.S.C., Supp. VI, title 5, secs. 483, 484; act Feb. 17, 1933, 47 Stat., p. 820*).

Estimate 1935, **\$350,685**

Appropriated 1934, **\$372,420**

By objects	Obligations					
	Estimate, 1935		Estimate, 1934		Actual, 1933	
	Posi- tions	Av. salary	Posi- tions	Av. salary	Posi- tions	Av. salary
PERSONAL SERVICES, DEPARTMENTAL						
Clerical, administrative, and fiscal service:						
Grade 16. Secretary.....	1	\$15,000	1	\$15,000	1	\$15,000
Grade 15. First Assistant Secretary.....	1	8,000	1	8,000	1	9,000
Assistant Secretary.....	1	8,000	1	8,000	1	9,000
Personal assistant to Secretary.....	1	8,000	1	8,000		
Administrative assistant to the Secretary.....	1	8,000	1	8,000	1	8,000
Grade 14. Director of investigations.....			1	6,500		
Grade 13. Director of information.....	1	5,600	1	5,600		
Grade 12. Chief clerk.....	1	4,600	1	4,600	1	5,200
Assistant administrative officer.....					1	4,800
Supervisor of classification.....	1	4,800	1	4,800	1	4,800
Purchasing officer.....	1	4,600	1	4,600		
Grade 11. Field representative.....	2	3,900	2	3,900	3	3,933
Assistant administrative officer.....	1	4,000	1	4,000		
Chief disbursing clerk.....	1	2,800	1	2,800	1	2,800
Grade 10. Executive assistant.....					1	3,800
Chief, Division of Appointments, Mails, and Files.....	1	3,600	1	3,600	1	3,600
Private secretary to the Secretary.....	1	3,500	1	3,500		
Assistant chief of division.....	1	3,500	1	3,500		
Grade 9. Assistant to purchasing officer.....	1	3,200	1	3,200		
Inspector, clothing and textiles.....	1	3,400	1	3,400		
Chief of section.....					1	3,200
Clerk.....	1	3,300	1	3,300	1	3,300

Salaries, Office of Secretary of the Interior—Continued.

By objects	Obligations					
	Estimate, 1935		Estimate, 1934		Actual, 1933	
	Posi- tions	Av. salary	Posi- tions	Av. salary	Posi- tions	Av. salary
PERSONAL SERVICES, DEPARTMENTAL—CON.						
Clerical, administrative, and fiscal service—Continued.						
Grade 8. Private secretary to First Assistant Secretary.....					1	\$3,200
Assistant to chief clerk.....	1	\$3,000	1	\$3,000	1	3,000
Assistant chief of division.....	1	2,900	1	2,900	1	2,900
Deputy disbursing clerk.....					1	3,200
Traffic manager.....	1	3,300	1	3,300	1	3,300
Clerk.....	1	2,900	1	2,900		
Grade 7. Private secretary to Assistant Secretary.....					1	3,000
Assistant to First Assistant Secretary.....	1	2,700	1	2,700	1	2,700
Senior clerk.....	1	2,600	1	2,600		
Principal clerk-stenographer.....	1	2,800	1	2,800	1	2,800
Senior transportation rate and traffic auditor.....	1	2,600	1	2,600	1	2,600
Chief, contracts section.....	1	2,800	1	2,800		
Chief of section.....	1	2,600	1	2,600	1	2,600
Clerk.....	2	2,600	2	2,600	2	2,700
Grade 6. Principal clerk.....	4	2,475	4	2,475	4	2,525
Principal clerk-stenographer.....					1	2,700
Transportation rate and traffic auditor.....	1	2,300	1	2,300	1	2,300
Senior clerk-stenographer.....	2	2,300	2	2,300		
Assistant chief of division.....	1	2,500	1	2,500		
Grade 5. Senior clerk.....	17	2,118	17	2,118	11	2,194
Senior clerk-stenographer.....	3	2,133	3	2,133	2	2,200
Supervisor, duplicating section.....	1	2,000	1	2,000	1	2,000
Grade 4. Clerk.....	21	1,906	21	1,906	21	1,911
Clerk-stenographer.....	2	1,860	2	1,860	2	1,860
Senior operator, office devices.....	1	1,800	1	1,800	1	1,800
Transportation rate and traffic clerk.....	1	1,980	1	1,980	1	1,980
Engrosser clerk.....	1	1,800	1	1,800	1	1,800
Grade 3. Assistant clerk.....	17	1,701	17	1,701	15	1,752
Office assistant.....					1	1,920
Senior operator, office devices.....	1	1,860	1	1,860	2	1,770
Assistant clerk-stenographer.....	1	1,860	1	1,860	1	1,860
Senior stenographer.....	3	1,700	3	1,700	1	1,680
Head typist.....	1	1,860	1	1,860	1	1,860
Chief, telephone switchboard operator.....	1	1,680	1	1,680	1	1,680
Grade 2. Junior clerk.....	9	1,460	9	1,460	8	1,463
Junior operator, office devices.....	9	1,533	9	1,533	10	1,524
Junior clerk-stenographer.....	1	1,620	1	1,620	1	1,620
Junior stenographer.....	1	1,440	1	1,440		
Assistant chief, telephone switchboard operator.....	1	1,500	1	1,500	1	1,500
Senior typist.....	1	1,440	1	1,440	2	1,440
Grade 1. Underclerk.....	2	1,410	2	1,410	2	1,410
Underoperator, office devices.....	7	1,328	7	1,328	7	1,328
Telephone operator.....	3	1,340	3	1,340	3	1,340
Professional service:						
Grade 7. Executive assistant.....					2	7,000
Grade 3. Department medical officer.....					1	3,200
Subprofessional service:						
Grade 2. Hospital attendant.....	1	1,500	1	1,500	1	1,500
Custodial service:						
Grade 7. Senior mechanic.....	2	2,010	2	2,010	2	2,010
Grade 6. Monotype keyboard operator.....	1	1,740	1	1,740	1	1,740
Typewriter repairman.....	1	1,800	1	1,800	1	1,800
Grade 5. Automobile mechanic.....	1	1,680	1	1,680	1	1,680
Monotype casterman.....	1	1,680	1	1,680	1	1,680
Grade 4. Chauffeur.....	2	1,560	2	1,560	2	1,560
Head messenger.....					1	1,440
Helper chauffeur.....	1	1,380	1	1,380	1	1,380

Salaries, Office of Secretary of the Interior—Continued.

By objects	Obligations					
	Estimate, 1935		Estimate, 1934		Actual, 1933	
	Posi- tions	Av. salary	Posi- tions	Av. salary	Posi- tions	Av. salary
PERSONAL SERVICES, DEPARTMENTAL—CON.						
Custodial service—Continued.						
Grade 3. Messenger.....	20	\$1,329	20	\$1,329	18	\$1,330
Chauffeur.....	3	1,460	3	1,460	3	1,460
Minor mechanic.....	1	1,440	1	1,440	1	1,440
Senior laborer.....	4	1,275	4	1,275	6	1,300
Total permanent, departmental.....	182	392,900	183	399,400	171	375,100
Deduct lapses and administrative furloughs.....		2,990		2,938		13,735
Net permanent, departmental.....		389,910		396,462		361,365
Deduct legislative reductions.....				59,469		37,508
01 Personal services (net).....		350,945		336,993		323,857
Transferred from "Roads and trails".....						-13,500
Adjustment for salary of 1 clerk in Secretary's office whose services are divided between that office and the Alaska Railroad.....		-260		-260		-260
Net total obligations.....		350,685		336,733		310,097
Estimated savings and unobligated balances.....				35,687		43,483
Total estimate or appropriation.....		350,685		372,420		353,580

OFFICE OF SOLICITOR

For personal services in the District of Columbia and in the field, **[\$99,920] \$256,140** (U.S.C., title 5, secs. 481-486; U.S.C., Supp. VI, title 5, secs. 483, 484; act Feb. 17, 1933, 47 Stat., p. 820).

Estimate 1935, **\$256,140**Appropriated 1934, **\$99,920**

By objects	Obligations					
	Estimate, 1935		Estimate, 1934		Actual, 1933	
	Posi- tions	Av. salary	Posi- tions	Av. salary	Posi- tions	Av. salary
PERSONAL SERVICES, DEPARTMENTAL						
Professional service:						
Grade 8. Solicitor.....	1	\$8,000	1	\$8,000	1	\$9,000
Grade 7. First assistant to Solicitor.....	1	6,500	1	6,500	1	6,500
Grade 6. Member, Board of Appeals.....	2	5,600	1	5,600	3	5,667
Assistant Solicitor.....	3	5,600				
Grade 5. Senior attorney.....	16	4,713	10	4,680	10	4,760
Grade 4. Attorney.....	13	3,862	2	3,800	2	3,900
Legal adviser.....	1	3,800				
Grade 3. Associate attorney.....	2	3,350				
Grade 2. Assistant attorney.....	1	2,600				
Subprofessional service:						
Grade 5. Library assistant.....	1	2,040	1	2,040	1	2,040
Clerical, administrative, and fiscal service:						
Grade 6. Principal clerk.....	1	2,500				
Principal clerk-stenographer.....	1	2,500	1	2,500	1	2,500
Grade 5. Senior clerk.....	1	2,400	1	2,400	2	2,300
Grade 4. Principal stenographer.....	6	1,940	6	1,940	5	1,968
Grade 3. Assistant clerk-stenographer.....	1	1,740				
Assistant clerk.....	1	1,620	1	1,620	1	1,620
Grade 2. Junior clerk-stenographer.....			1	1,440		
Custodial service:						
Grade 3. Messenger.....	2	1,350	2	1,350	2	1,350
Total permanent, departmental.....	54	208,340	28	98,840	29	111,200
Deduct lapses and administrative furloughs.....		1,860				6,338
Net permanent, departmental.....		206,480		98,840		104,862
Temporary employees, departmental.....				360		1,091
All personal services, departmental.....		206,480		99,200		105,953
PERSONAL SERVICES, FIELD						
Salary range, \$3,800 to \$4,600:						
District counsel.....	2	3,800				
Salary range, \$3,500 to \$4,100:						
Chief, field counsel.....	1	4,000				
Salary range, \$3,200 to \$3,800:						
Supervising attorney.....	1	3,200				
Pueblo attorney.....	1	3,200				
Salary range, \$2,900 to \$3,500:						
Probate attorney.....	6	3,000				
Salary range, \$2,600 to \$3,200:						
Examiner of inheritance.....	8	3,000				
Salary range, \$1,620 to \$2,040:						
Assistant clerk.....	9	1,673				
Salary range, \$1,440 to \$1,860:						
Junior clerk.....	2	1,530				
Total permanent, field.....	30	78,120				
Total, departmental and field.....	84	284,600	28	99,200	29	105,953
Deduct legislative reductions.....		28,460		14,880		10,700
01 Personal services (net).....		256,140		84,320		95,253
Estimated savings and unobligated balance.....				15,600		15,947
Total estimate or appropriation.....		256,140		99,920		111,200

DIVISION OF INVESTIGATIONS

Depredations on public timber, protecting public lands, and settlement of claims for swamp land and swamp-land indemnity: For protecting timber on the public lands, and for the more efficient execution of the law and rules relating to the cutting thereof; protecting public lands from illegal and fraudulent entry or appropriation, adjusting claims for swamp lands and indemnity for swamp lands; and traveling expenses of agents and others employed hereunder, \$400,000, including not exceeding \$30,000 for the purchase, exchange, operation, and maintenance of motor-propelled passenger-carrying vehicles and motor boats for the use of agents and others employed in the field service and including \$60,000 for prevention and fighting of forest and other fires on the public lands, to be available for this and no other purpose, and to be expended under the direction of the commissioner (U.S.C., title 43, secs. 1-2; act Feb. 17, 1933, 47 Stat., p. 823).

For investigating official matters under the control of the Department of the Interior; for protecting timber on the public lands, and for the more efficient execution of the law and rules relating to the cutting thereof; for protecting public lands from illegal and fraudulent entry or appropriation; for adjusting claims for swamp lands and indemnity for swamp lands; and for traveling expenses of agents and others employed hereunder, \$372,560, including not exceeding \$20,000 for personal services in the District of Columbia, and not exceeding \$33,000 for the purchase, exchange, operation, and maintenance of motor-propelled passenger-carrying vehicles and motor boats for the use of agents and others employed in the field service (U.S.C., title 43, secs. 1-2; act Feb. 17, 1933, 47 Stat., p. 823).

Estimate 1935, **\$372,560**Appropriated 1934, **\$400 000**

By objects	Obligations					
	Estimate, 1935		Estimate, 1934		Actual, 1933	
	Posi- tions	Av. salary	Posi- tions	Av. salary	Posi- tions	Av. salary
PERSONAL SERVICES, DEPARTMENTAL						
Clerical, administrative, and fiscal service:						
Grade 15. Director.....	1	\$8,000				
Grade 13. Assistant Director.....	1	5,600				
Grade 11. Assistant to the Director.....			1	\$4,000		
Grade 4. Clerk-stenographer.....	3	1,980	3	1,980		
Total permanent, departmental.....	5	19,540	4	9,940		
PERSONAL SERVICES, FIELD						
Clerical, administrative, and fiscal service:						
Grade 12. Chief of field service.....					1	\$4,800
Grade 10. Special agent in charge.....	5	3,660	5	3,660	6	3,783
Special agent.....	3	3,500				
Grade 9. Special agent.....	6	3,217	1	3,300	1	3,300
Grade 8. Special agent.....	28	3,086	30	3,063	31	3,048
Accountant and auditor.....			1	3,000		
Grade 7. Special agent.....	26	2,719	23	2,722	28	2,729
Grade 6. Special agent.....	14	2,472	11	2,518	11	2,554
Clerk and special disbursing agent.....	1	2,900	1	2,900	1	2,900
Grade 5. Special agent.....	1	2,400	1	2,400	2	2,400
Senior clerk.....	2	2,450	2	2,450	4	2,325
Clerk.....	1	2,200	1	2,200		
Grade 4. Clerk.....	3	1,920	2	2,000	4	1,920
Principal stenographer.....	1	1,920	1	1,920		
Grade 3. Clerk.....	2	1,920	4	1,800	5	1,776
Assistant clerk.....	1	1,740				
Senior stenographer.....	1	1,620				
Grade 2. Clerk.....	2	1,740	1	1,740	1	1,740
Junior stenographer.....	5	1,465	6	1,510	7	1,551
Total permanent, field.....	102	277,860	90	243,080	102	275,960
Deduct lapses and administrative furloughs.....		8,000		15,020		6,868
Net permanent, field.....		269,860		228,060		269,092
Temporary employees, field.....		2,000		2,000		42,166
All personal services, field.....		271,860		230,060		311,258
Total, departmental and field.....		291,400		240,000		311,258
Deduct legislative reductions.....		29,140		36,000		30,284
01 Personal services (net).....		262,260		204,000		280,974
OTHER OBLIGATIONS						
02 Supplies and materials.....		12,600		10,800		12,425
04 Storage and care of vehicles (service).....		1,900		1,700		1,981
05 Communication service.....		1,900		1,700		1,964
06 Travel expense.....		70,000		60,000		67,666
07 Transportation of things (service).....		2,700		2,400		1,856
08 Photographing, developing, and printing.....		700		600		608
11 Rent of office space.....		2,400		2,220		900
12 Repairs and alterations.....		8,400		7,500		8,594
13 Miscellaneous current expenses.....		700		580		795
30 Equipment.....		9,000		7,500		6,622
Total other obligations.....		110,300		95,000		103,411
Grand total obligations.....		372,560		299,000		384,385
Deduct transfer from appropriation "Roads and trails, national parks".....						-60,000
Add transfer to "Contingent expenses, Office of Secretary".....				+1,000		
Net total obligations.....		372,560		300,000		324,385
Estimated savings and unobligated balances.....				100,000		75,615
Total estimate or appropriation.....		372,560		400,000		400,000

National Industrial Recovery, Interior, Investigations and Oil Enforcement—

By objects	Obligations		
	Estimate, 1935	Estimate, 1934	Actual, 1933
<i>Division of Investigations</i>			
Temporary employees, departmental.....		\$2,000	
Temporary employees, field.....		28,000	
01 Personal services.....		30,000	
OTHER OBLIGATIONS			
02 Supplies and materials.....		2,000	
05 Communication service.....		600	
06 Travel expenses.....		21,000	
08 Printing.....		900	
11 Rents.....		600	
13 Miscellaneous current expenses.....		600	
30 Equipment.....		3,300	
Total other obligations.....		29,000	
Grand total obligations.....		59,000	
Received by transfer from "Federal Emergency Administration of Public Works".....		-59,000	
Total estimate or appropriation.....			

CONTINGENT EXPENSES, DEPARTMENT OF THE INTERIOR

Contingent Expenses, Department of the Interior—

For contingent expenses of the office of the Secretary and the bureaus and offices of the department; furniture, carpets, ice, lumber, hardware, dry goods, advertising, telegraphing, telephone service, including personal services of temporary or emergency telephone operators; street-car fares for use of messengers not exceeding \$150; expressage, diagrams, awnings, filing devices, typewriters, adding and addressing machines and other labor-saving devices, including the repair, exchange, and maintenance thereof; constructing model and other cases and furniture; postage stamps to prepay postage on foreign mail and for special-delivery and air mail stamps for use in the United States; traveling expenses, including necessary expenses of inspectors and attorneys; fuel and light; examination of estimates for appropriations in the field for any bureau, office, or service of the department; not exceeding \$500 shall be available for the payment of damages caused to private property by department motor vehicles; purchase and exchange of motor trucks, motor cycles, and bicycles, maintenance, repair and operation of two motor-propelled passenger-carrying vehicles and motor trucks, motor cycles, and bicycles to be used only for official purposes; rent of department garage; expense of taking testimony and preparing the same in connection with disbarment proceedings instituted against persons charged with improper practices before the department, its bureaus and offices; expense of translations, and not exceeding \$1,000 for contract stenographic reporting services; not exceeding \$700 for newspapers; stationery, including tags, labels, index cards, cloth-lined wrappers, and specimen bags, printed in the course of manufacture, and such printed envelopes as are not supplied under contracts made by the Postmaster General, for the department and its several bureaus and offices, and other absolutely necessary expenses not hereinbefore provided for, **[\$85,000]** **\$82,400**; and, in addition thereto, sums amounting to **[\$34,000]** **\$31,500** for stationery supplies shall be deducted from other appropriations made for the fiscal year **[1934]** **1935**, as follows: General Land Office, **[\$4,500]** **\$3,500**; Geological Survey, **[\$5,500]** **\$4,500**; Freedmen's Hospital, \$1,000; Saint Elizabeths Hospital, **[\$2,900]** **\$2,500**; **[National Park Service]** **Office of National Parks, Buildings, and Reservations**, **[\$8,100]** **\$10,000**; Bureau of Reclamation, **[\$12,000]** **\$10,000**, any unexpended portion of which shall revert and be credited to the reclamation fund; and said sums so deducted shall be credited to and constitute, together with the first-named sum of **[\$85,000]** **\$82,400**, the total appropriation for contingent expenses for the department and its several bureaus and offices for the fiscal year **[1934]** **1935** (U.S.C., title 5, sec. 496; title 31, secs. 669-678; act Feb. 17, 1933, 47 Stat., p. 821).

Estimate 1935, **\$82,400**Appropriated 1934, **\$85,000**

By objects	Obligations		
	Estimate, 1935	Estimate, 1934	Actual, 1933
Supplies and materials:			
0201 Stationery, including paper, envelopes, index cards and folders, blotting paper, binders' board, mailing paper, binders' board, mailing supplies, and carbon paper.....			
	\$28,000	\$30,000	\$29,334

11724-33-17

Contingent Expenses, Department of the Interior—Continued.

By objects	Obligations		
	Estimate, 1935	Estimate, 1934	Actual, 1933
Supplies and materials—Continued.			
0202 Sundry office supplies, including pens, pencils, eradicators, ink, binders, rubber stamps, paste, sheeting for mounting maps.....	\$11,000	\$13,000	\$13,859
0203 Drafting and artists' supplies, including blue print paper, drawing and tracing cloth, ink, compasses, etc.....	7,930	9,000	8,964
0204 Photostat supplies and photographic supplies.....	5,000	6,000	7,194
0205 Cleaning and toilet supplies.....	750	750	469
0210 Medical and laboratory supplies.....	50	50	41
0222 Newspapers (including press clippings).....	400	400	407
0235 Special and miscellaneous fuel.....	200	200	218
0236 Gasoline and oil for operation of motor vehicles.....	750	750	514
0282 Mechanics', engineers', and electricians' supplies.....	900	900	883
0284 Miscellaneous supplies (not otherwise classified).....	1,100	1,180	1,534
0294 Lumber and wood products.....	50	50	
02 Total supplies and materials.....	56,130	62,280	63,417
Communication service:			
0500 Telegraph service.....	400	400	474
0510 Telephone service.....	30,000	32,000	13,715
0521 Postal service.....	600	600	1,108
05 Total communication service.....	31,000	33,000	15,297
Travel expenses:			
0613 Transportation.....	16,000	4,500	5,270
0640 Subsistence.....	16,900	5,500	6,541
06 Total travel expenses.....	32,900	10,000	11,811
07 Transportation of things (service).....	250	250	272
10 Electricity.....	20	20	18
11 Rents.....	7,000	7,000	7,060
Repairs and alterations:			
1280 Machinery and equipment.....	500	500	504
1281 Motor vehicles, bicycles, etc.....	600	600	592
1282 Office machines, furniture, and fixtures.....	2,500	2,500	2,611
12 Total repairs and alterations.....	3,600	3,600	3,707
13 Special and miscellaneous current expenses (laundry and towel service).....	750	750	550
Equipment:			
3010 Furniture, furnishings, filing cases, and fixtures.....	5,000	5,000	10,253
3017 Office machines and devices.....	3,000	3,000	9,668
3022 Surgical, laboratory, and photographic equipment.....	200	200	357
3053 Bicycles, trucks, valises, and other transportation equipment.....	50	50	21
30 Total equipment.....	8,250	8,250	20,299
53 Refunds, awards and indemnities (refund of amount deposited before the payment of just and legal charges against the same).....			3,970
Grand total obligations.....	139,900	125,150	126,401
Transferred from bureau and office appropriations.....	-31,500	-34,000	-34,800
Deduct amount transferred from Office of National Parks, Buildings, and Reservations (departmental).....		-4,000	
Received by transfer from various governmental services.....	-26,000	-29,700	-15,059
Net total obligations.....	82,400	57,450	76,542
Estimated savings and unobligated balances.....		27,550	13,458
Total estimate or appropriation.....	82,400	85,000	90,000
BY ACTIVITIES OR PROJECTS			
1. Fixed charges.....	47,900	25,000	35,633
2. Secretary's office.....	7,500	7,500	9,336
3. General Land Office.....	2,500	3,500	4,212
4. Office of Indian Affairs.....	4,000	5,500	6,692
5. Office of Education.....	2,000	2,500	3,001
6. Geological Survey.....	7,000	8,000	9,373
7. Office of National Parks, Buildings, and Reservations.....	7,000	7,000	3,334
8. Department garage.....	500	500	609
9. Photostat supplies.....	4,000	4,000	4,352
10. Field activities of bureaus and offices.....	31,500	31,950	34,800
11. Various Government activities (reimbursable).....	26,000	29,700	15,059
Total.....	139,900	125,150	126,401

Library, Department of the Interior—

For the purchase or exchange of professional and scientific books, law and medical books, and books to complete broken sets, periodicals, directories, and other books of reference relating to the business of the department, \$500, and in addition there is hereby made available from any appropriations made for any bureau or office of the department not to exceed the following respective sums: Indian Service, \$500; Office of Education, \$1,800; Bureau of Reclamation, \$2,000; Geological Survey, [\$3,000] \$2,000; [National Park Service] *Office of National Parks, Buildings, and Reservations*, [\$1,500] \$2,000; General Land Office, \$500 (act Feb. 17, 1933, 47 Stat., p. 821).

Estimate 1935, \$500

Appropriated 1934, \$500

3021 Library stock: Obligations—1935, \$500; 1934, \$500; 1933, \$494.

PRINTING AND BINDING

Printing and Binding, Department of the Interior—

For printing and binding for the Department of the Interior, including all of its bureaus, offices, institutions, and services in the District of Columbia and elsewhere, except the Alaska Railroad, the Geological Survey, and the Bureau of Reclamation, [\$135,000] \$113,000, of which [\$35,000] \$30,000 shall be for the [National Park Service] *Office of National Parks, Buildings, and Reservations*, and [\$40,000] \$30,000 for the Office of Education, no part of which shall be available for correspondence instruction (U.S.C., title 31, sec. 588; title 44, secs. 111, 212-222, 253-262; act Feb. 17, 1933, 47 Stat., pp. 821-822).

Estimate 1935, \$113,000

Appropriated 1934, \$135,000

By objects	Obligations		
	Estimate, 1935	Estimate, 1934	Actual, 1933
02011 Printed forms, blank books, cards, tablets, etc.	\$41,380	\$39,780	\$30,267
0800 Printing and binding publications, etc.	71,620	77,795	75,166
Total	113,000	117,575	105,433
Estimated savings		1,125	
Total	113,000	118,700	105,433

Statement showing by major units amounts estimated for printing and binding, fiscal year 1935, and estimated expenditures for the fiscal years 1933 and 1934, Department of the Interior

	Estimated expenditures, 1935	Estimated expenditures, 1934	Actual, 1933
Office of the Secretary	\$11,435	\$16,200	\$12,963
General Land Office	12,800	13,700	9,100
Office of Indian Affairs	23,850	24,700	17,700
St. Elizabeths Hospital	2,600	2,750	1,960
Freedmen's Hospital	635	800	570
Territory of Alaska	285	285	225
Territory of Hawaii	115	115	80
Board of Indian Commissioners			30
Virgin Islands	830	1,000	975
Alaska Road Commission	450	450	187
Office of Education	53,000	60,000	43,790
Office of National Parks, Buildings, and Reservations	30,000	30,000	32,743
Total	113,000	120,800	105,433

Additional Amounts for Printing and Binding Included in Other Estimates—

	1934	1935
Geological Survey	\$75,277	\$75,000
Alaska Railroad fund	10,000	10,000
Reclamation fund	15,000	15,000
Colorado River Dam fund, Boulder Canyon project	20,000	
Conservation of health among Indians	1,000	1,000
Deposits by individuals for surveying public lands	100	100
Surveying within land grants (reimbursable)	50	50
Opening Indian reservations (reimbursable)	40	40
Total	121,467	101,190

EXPENSES OF INDIAN COMMISSIONERS

Expenses of Indian Commissioners—

[For expenses of the Board of Indian Commissioners, \$11,430, of which amount not to exceed \$6,330 may be expended for personal services in the District of Columbia] (U.S.C., title 25, secs. 21-24; act of Feb. 17, 1933, 47 Stat., p. 822).

Appropriated 1934, \$11,430

By objects	Obligations					
	Estimate, 1935		Estimate, 1934		Actual, 1933	
PERSONAL SERVICES, DEPARTMENTAL	Posi- tions	Av. salary	Posi- tions	Av. salary	Posi- tions	Av. salary
Clerical, administrative, and fiscal service:						
Grade 12. Administrative officer, secretary to the Board.....	1	\$307	1	\$307	1	\$4,600
Grade 5. Senior clerk.....	1	153	1	153	1	2,300
Grade 3. Senior stenographer.....	1	118	1	118	1	1,620
Total permanent, departmental.....		3		578	3	8,520
Deduct legislative reductions.....				95		850
01 Personal services (net).....				483		7,670
OTHER OBLIGATIONS						
05 Communication service.....				4		48
06 Travel expense.....				68		4,340
30 Equipment.....						55
Total other obligations.....				72		4,443
Grand total obligations.....				555		12,113
Estimated savings and unobligated balances.....				10,875		1,987
Total estimate or appropriation.....				11,430		14,100

National Industrial Recovery, Soil Erosion Prevention, 1933-35—

By objects	Obligations		
	Estimate, 1935	Estimate, 1934	Actual, 1933
Soil Erosion Service			
01 Personal services	\$750,000	\$500,000	
02 Supplies and material	750,000	500,000	
22 Grants, subsidies, and contributions	1,500,000	1,000,000	
Total obligations	3,000,000	2,000,000	
1934 appropriation obligated in 1935	-3,000,000	+3,000,000	
Received by transfer from Federal Emergency Administrator of Public Works		-5,000,000	
Total estimate or appropriation			

National Industrial Recovery, Interior—

By objects	Obligations					
	Estimate, 1935		Estimate, 1934		Actual, 1933	
<i>Division of Subsistence Homesteads</i>						
01 Personal services:	Posi-	Av.	Posi-	Av.	Posi-	Av.
Clerical and administrative—Wash-	tions	salary	tions	salary	tions	salary
ington.....	100	\$2,550	100	\$2,550		
Administrative, clerical construction	220	2,272	220	2,272		
supervision, various projects.....	12,008	567	7,200	420		
Field wages—various projects.....						
02 Supplies.....		25,000		25,000		
03 Subsistence.....		39,300		19,800		
04 Storage and care of vehicles.....		2,000		2,000		
05 Communication service.....		24,000		24,000		
06 Travel expenses.....		59,200		29,800		
07 Transportation of things.....		5,000		5,000		
08 Printing and binding.....		15,000		20,000		
09 Advertising.....						
10 Furnishing of heat, power, light, water,						
and electricity.....						
11 Rents.....						
12 Repairs and alterations.....		2,000		2,000		
13 Other current expenses—contingent.....		107,000		124,900		
15 Construction cost of all homestead						
developments.....		278,500		252,500		

National Industrial Recovery, Interior—Continued.

By objects	Obligations		
	Estimate, 1935	Estimate, 1934	Actual, 1933
<i>Division of Subsistence Homesteads—Con.</i>			
15a Field wages—various projects.....	\$8,808,536	\$3,024,000	-----
15b Administrative, clerical, construction supervision, various projects.....	458,944	305,962	-----
15c Materials to be used and equipment.....	7,992,520	5,410,038	-----
Total estimated construction expenditures.....	15,260,000	8,740,000	-----
<i>Acquisition of property</i>			
30 Motor vehicles (see construction account).....	1,500	2,500	-----
31 Furniture and equipment.....	5,000	35,000	-----
Total acquisition of property.....	6,500	37,500	-----
<i>Recapitulation</i>			
Personal service—Washington office.....	255,000	170,000	-----
Various expenses—detailed above.....	278,500	252,500	-----
Acquisition of property.....	6,500	37,500	-----
Total administrative.....	540,000	460,000	-----
Cost of construction on all homestead developments.....	15,260,000	8,740,000	-----
Total obligations.....	15,800,000	9,200,000	-----
1934 appropriation obligated in 1935.....	-15,800,000	+15,800,000	-----
Received by transfer from Federal Emergency Administration of Public Works.....		-25,000,000	-----
Total estimate or appropriation.....			-----

Total under Office of the Secretary, annual appropriations, general fund:

Estimate 1935, **\$1,175,285**

Appropriated 1934, **\$1,104,270**

COMMISSION OF FINE ARTS

Expenses, Commission of Fine Arts—

For expenses made necessary by the Act entitled "An Act establishing a Commission of Fine Arts", approved May 17, 1910 (U.S.C., title 40, sec. 104), including the purchase of periodicals, maps, and books of reference, and payment of actual traveling expenses of the members and secretary of the Commission in attending meetings and committee meetings of the Commission either within or outside of the District of Columbia, to be disbursed on vouchers approved by the Commission, **[\$8,500] \$8,780**, of which amount not to exceed **[\$5,270] \$5,580** may be expended for personal services in the District of Columbia (U.S.C., title 40, secs. 104-106; act June 16, 1933, 48 Stat., p. 287).

Estimate 1935, **\$8,780**

Appropriated 1934, **\$8,500**

NOTE.—The expenditures by the Federal Government for the purposes of the Commission of Fine Arts are administered by the Department of the Interior beginning August 10, 1933, under the provisions of section 2 of Executive Order No. 6166, dated June 10, 1933.

By objects	Obligations					
	Estimate, 1935		Estimate, 1934		Actual, 1933	
PERSONAL SERVICES, DEPARTMENTAL						
Clerical, administrative, and fiscal service:	Posi-	Av.	Posi-	Av.	Posi-	Av.
Grade 10. Junior administrative officer	tions	salary	tions	salary	tions	salary
(secretary).....	1	\$3,500	1	\$3,500	1	\$3,500
Grade 3. Senior stenographer (stenogra-						
pher and typist).....	1	1,620	1	1,620		1,620
Custodial service:						
Grade 2. Assistant messenger (messenger						
boy).....	1	1,080	1	1,080	1	1,080
Total permanent, departmental.....	3	6,200	3	6,200	3	6,200
Deduct lapses and administrative furloughs.....		620		930		1,200
01 Personal services (net).....		5,580		5,270		5,000
OTHER OBLIGATIONS						
02 Supplies and materials.....		250		295		296
05 Communication service.....		150		150		122
06 Travel expense.....		2,400		2,400		1,369
08 Photographing and photographs and						
prints.....		170		150		79
Total other obligations.....		2,970		2,995		1,866
Grand total obligations.....		8,550		8,265		6,866

Expenses, Commission of Fine Arts—Continued.

By objects	Obligations		
	Estimate, 1935	Estimate, 1934	Actual, 1933
<i>OTHER OBLIGATIONS—continued</i>			
Transferred to Department of the Interior:			
Geological Survey.....	\$150	\$150	\$131
"Contingent fund".....	80	85	61
Estimated savings and unobligated balance.....			442
Total estimate or appropriation.....	8,780	8,500	7,500

Printing and Binding, Commission of Fine Arts—

For all printing and binding for the Commission of Fine Arts, **\$300 (U.S.C., title 31, sec. 588, act June 16, 1933, 48 Stat., p. 287).**

Estimate 1935, **\$300**

Appropriated 1934, **\$300**

08 Printing and binding: Obligations—1935, \$300; 1934, \$300; 1933, \$246.

Total, Commission of Fine Arts, **[\$8,800] \$9,080.**

Annual appropriations, general fund:

Estimate 1935, **\$9,080**

Appropriated 1934, **\$8,800**

MOUNT RUSHMORE NATIONAL MEMORIAL COMMISSION

Mount Rushmore National Memorial Commission—

Mount Rushmore National Memorial Commission: For carrying into effect the provisions of the Act creating the Mount Rushmore National Memorial Commission, approved February 25, 1929 (45 Stat., p. 1300), **[\$10,000, together with] the unexpended [balances] balance of the [appropriations] appropriation for this purpose for the fiscal [years 1932 and 1933,] year 1934 is continued available until June 30, 1935**, to be expended under the provisions of the Act of February 25, 1929 (45 Stat., p. 1300) (acts Feb. 25, 1929, 45 Stat., p. 1300; June 16, 1933, 48 Stat., p. 294).

Appropriated 1934, **\$10,000**

NOTE.—The expenditures by the Federal Government for the purposes of the Mount Rushmore National Memorial Commission are administered by the Department of the Interior beginning August 10, 1933, under the provisions of section 2 of Executive Order No. 6166, dated June 10, 1933.

By objects	Obligations		
	Estimate, 1935	Estimate, 1934	Actual, 1933
22 Grants, subsidies and contributions.....	\$49,000	\$57,200	\$35,779
Deduct unexpended balances of prior appropriations made available.....	-49,000	-47,200	-10,779
Total estimate or appropriation.....		10,000	25,000

GEORGE ROGERS CLARK SESQUICENTENNIAL COMMISSION

George Rogers Clark Sesquicentennial Commission—

For carrying into effect the provisions of the joint resolution entitled "Joint resolution providing for the participation of the United States in the celebration in 1929 and 1930 of the one hundred and fiftieth anniversary of the conquest of the Northwest Territory by General George Rogers Clark and his army, and authorizing an appropriation for the construction of a permanent memorial of the Revolutionary War in the West, and of the accession of the old Northwest to the United States on the site of Fort Sackville, which was captured by George Rogers Clark and his men February 25, 1779," approved May 23, 1928 (45 Stat., pp. 723, 724), as amended by the Act of February 28, 1931 (46 Stat., pp. 1459-1460), **[\$96,650] the unexpended balances of the appropriations available for this purpose for the fiscal years 1933 and 1934 are hereby continued available until June 30, 1935 (acts May 23, 1928, 46 Stat., pp. 723, 724; Feb. 28, 1931, 46 Stat., pp. 1459, 1460; June 16, 1933, 48 Stat., pp. 276, 292).**

Appropriated 1934, * **\$346,650**

* Includes \$250,000 appropriated in Fourth Deficiency Act, fiscal year 1933.

NOTE.—The expenditures by the Federal Government for the purposes of the George Rogers Clark Sesquicentennial Commission are administered by the Department of the Interior beginning August 10, 1933, under the provisions of section 2 of Executive Order No. 6166, dated June 10, 1933.

George Rogers Clark Sesquicentennial Commission—Continued.

By objects	Obligations					
	Estimate, 1935		Estimate, 1934		Actual, 1933	
PERSONAL SERVICES, DEPARTMENTAL	Posi- tions	Av. salary	Posi- tions	Av. salary	Posi- tions	Av. salary
Professional service:						
Grade 5. Legal counsel.....	1	\$5,000	1	\$5,000	1	\$5,000
Clerical, administrative, and fiscal service:						
Grade 11. Executive secretary.....	1	4,000	1	4,000	1	4,000
Disbursing officer.....	1	4,200	1	4,200	1	4,200
Total permanent, departmental.....	3	13,200	3	13,200	3	13,200
PERSONAL SERVICES, FIELD						
Clerical, administrative, and fiscal service:						
Grade 13. Clerk of the works.....	1	6,000	1	6,000	1	6,000
Custodial service:						
Grade 4. Watchman.....	1	1,320	1	1,320		
Total permanent, field.....	2	7,320	2	7,320	1	6,000
Deduct lapses and administrative furloughs.....						67
Net permanent, field.....		7,320		7,320		5,933
Temporary employees, field.....				500		420
All personal services, field.....		7,320		7,820		6,353
Total, departmental and field.....		20,520		21,020		19,553
Deduct legislative reductions.....		2,050		3,153		1,944
01 Personal services (net).....		18,470		17,867		17,609
OTHER OBLIGATIONS						
02 Supplies and materials.....		75		75		10
05 Communication service.....		400		600		435
06 Travel expenses.....		395		6,300		4,917
09 Advertising.....				100		22
32 Structures and parts and nonstructural improvements to land.....		30,660		268,555		698,595
Total, other obligations.....		31,530		275,630		703,979
Grand total, obligations.....		50,000		293,497		721,588
Deduct unexpended balances of prior appropriations made available.....		-50,000				-323,532
Net total obligations.....				293,497		398,056
Estimated savings and unobligated balances.....				53,153		1,944
Total estimate or appropriation.....				346,650		400,000

WAR MINERALS RELIEF COMMISSION*War Minerals Relief Commission—*

By objects	Obligations		
	Estimate, 1935	Estimate, 1934	Actual, 1933
<i>Adjustment and payment of mineral claims</i>			
01 Personal services.....	\$20,320	\$17,272	\$23,121
Deduct legislative reductions.....		3,048	2,482
01 Personal services (net).....	20,320	14,224	20,639
OTHER OBLIGATIONS			
02 Supplies and materials.....	500	500	249
05 Communication services.....	75	75	26
53 Refunds, awards, and indemnities.....			546,634
Total, other obligations.....	575	575	546,909
Grand total, obligations.....	20,895	20,895	567,548
Obligations from prior year appropriation.....	-20,895	-20,895	-567,548
Total estimate or appropriation.....			

GENERAL LAND OFFICE*Salaries, General Land Office—*

For Commissioner of the General Land Office and other personal services in the District of Columbia, **\$600,000** \$547,200, including one clerk of grade 1, clerical, administrative, and fiscal service, who shall be designated by the President, to sign land patents (U.S.C., title 43, sec. 1; act Feb. 17, 1933, 47 Stat., p. 822).

Estimate 1935, **\$547,200**Appropriated 1934, **\$600,000***Salaries, General Land Office—Continued.*

By objects	Obligations					
	Estimate, 1935		Estimate, 1934		Actual, 1933	
PERSONAL SERVICES, DEPARTMENTAL	Posi- tions	Av. salary	Posi- tions	Av. salary	Posi- tions	Av. salary
Clerical, administrative, and fiscal service:						
Grade 15. Commissioner.....	1	\$8,000	1	\$8,000	1	\$8,000
Grade 14. Assistant Commissioner.....	1	6,500	1	6,500	1	6,500
Grade 13. Assistant to the Commissioner.....	1	5,600	1	5,600	1	5,600
Grade 9. Chief of division.....	7	3,286	7	3,286	7	3,314
Grade 8. Assistant chief of division.....	6	3,033	6	3,033	6	3,033
Law examiner.....	2	3,100	2	3,100	3	3,033
Field representative.....					1	3,000
Grade 7. Chief of division.....	1	3,100	1	3,100	1	3,100
Assistant chief of division.....	1	2,900	1	2,900	1	2,900
Clerk.....	1	2,900	1	2,900	1	2,900
Division reviewer.....	3	2,700	3	2,700	3	2,700
Law examiner.....	39	2,762	39	2,762	41	2,698
Secretary to Commissioner.....	1	2,600	1	2,600	1	2,700
Secretary to Assistant Commis- sioner.....	1	2,600	1	2,600	1	2,600
Grade 6. Principal clerk.....	18	2,467	18	2,467	19	2,453
Grade 5. Senior clerk.....	57	2,130	57	2,130	62	2,124
Senior clerk-stenographer.....	1	2,000	1	2,000	1	2,000
Head stenographer.....	2	2,200	2	2,200	3	2,133
Grade 4. Clerk.....	23	1,920	23	1,920	26	1,920
Clerk-stenographer.....					2	2,070
Principal stenographer.....	1	2,040	1	2,040	6	1,940
Grade 3. Assistant clerk.....	16	1,748	16	1,748	21	1,763
Assistant clerk-stenographer.....	1	1,740	1	1,740	1	1,740
Senior stenographer.....	22	1,699	22	1,699	12	1,640
Grade 2. Junior clerk.....	26	1,574	26	1,574	28	1,575
Junior clerk-typist.....	1	1,740	1	1,740	1	1,740
Junior stenographer.....					4	1,470
Senior typist.....	3	1,660	3	1,660	5	1,608
Grade 1. Underclerk.....	8	1,342	8	1,342	12	1,345
Professional service:						
Grade 5. Senior attorney.....			1	5,000	2	4,900
Assistant solicitor.....			1	4,600		
Chief of survey division.....	1	4,600	1	4,600	1	4,600
Cadastral engineer.....	1	4,600	1	4,600	1	4,600
Grade 4. Attorney.....			7	3,857	5	3,880
Assistant chief of survey divi- sion.....	1	3,800	1	3,800	1	3,800
Assistant chief of field service.....					1	3,800
Cadastral engineer.....	5	3,800	5	3,800	5	3,800
Grade 3. Associate attorney.....			1	3,400	2	3,300
Associate engineer.....	4	3,200	4	3,200	4	3,200
Statistician.....	1	3,200	1	3,200	1	3,200
Grade 2. Assistant engineer.....	1	2,600	1	2,600	2	2,650
Subprofessional service:						
Grade 6. Senior engineering draftsman.....	4	2,150	4	2,150	5	2,080
Custodial service:						
Grade 4. Head messenger.....	1	1,320	1	1,320	1	1,320
Grade 3. Messenger.....	10	1,302	10	1,302	10	1,302
Total permanent, departmental.....	273	614,800	283	654,800	313	711,880
Deduct lapses and administrative furloughs.....		6,800		9,800		24,107
Net permanent, departmental.....		608,000		645,000		687,773
Deduct legislative reductions.....		60,800		96,750		70,963
01 Personal services (net).....		547,200		548,250		616,810
Received by transfer from Interior Depart- ment appropriation "Roads and trails, national parks".....						-5,000
Net total obligations.....		547,200		548,250		611,810
Estimated savings and unobligated bal- ances.....				51,750		88,190
Total estimate or appropriation.....		547,200		600,000		700,000

General Expenses, General Land Office—

For traveling expenses of officers and employees, including employment of stenographers and other assistants when necessary; for separate maps of public-land States and Alaska, including maps showing areas designated by the Secretary of the Interior under the enlarged homestead Acts, prepared by the General Land Office; for the reproduction by photolithography or otherwise official plats of surveys; for expenses of restoration to the public domain of lands in forest reserves and of lands temporarily withdrawn for forest-reserve purposes; and for expenses of hearings or other proceedings held by order of the General Land Office to determine the character of lands, whether alleged fraudulent entries are of that character or have been made in compliance with the law, and of hearings in disbarment proceedings, **\$23,000** \$16,000 (U.S.C., title 43, secs. 1-2; act Feb. 17, 1933, 47 Stat., p. 822).

Estimate 1935, **\$16,000**Appropriated 1934, **\$23,000**

General Expenses, General Land Office—Continued.

By objects	Obligations		
	Estimate, 1933	Estimate, 1934	Actual, 1933
PERSONAL SERVICES, FIELD			
01 Personal services—fees of witnesses (net).....	\$1,000	\$1,500	\$1,044
OTHER OBLIGATIONS			
06 Travel expenses.....	3,000	4,000	2,971
Photolithographing, printing, and typewriting:			
0810 Photolithographing and printing maps and plats.....	5,500	6,000	4,152
0820 Stenographic work, taking depositions.....	5,500	6,000	5,472
08 Total photolithographing, printing, etc.....	11,000	12,000	9,624
09 Advertising.....	100	100	116
13 Special and miscellaneous current expenses.....	400	400	365
30 Equipment (books for library).....	500	500	454
Total other obligations.....	15,000	17,000	13,530
Grand total obligations.....	16,000	18,500	14,574
Transferred to Department of the Interior.....			+5,500
Net total obligations.....	16,000	18,500	20,074
Estimated savings and unobligated balances.....		4,500	7,926
Total estimate or appropriation.....	16,000	23,000	28,000

Surveying the Public Lands—

【Surveying public lands: For surveys and resurveys of public lands, examination of surveys heretofore made and reported to be defective or fraudulent, inspecting mineral deposits, coal fields, and timber districts, making fragmentary surveys, and such other surveys or examinations as may be required for identification of lands for purposes of evidence in any suit or proceeding in behalf of the United States, under the supervision of the Commissioner of the General Land Office and direction of the Secretary of the Interior, \$500,000, including not to exceed \$5,000 for the purchase, exchange, operation, and maintenance of motor-propelled passenger-carrying vehicles: *Provided*, That not to exceed \$5,000 of this appropriation may be expended for salaries of employees of the field surveying service temporarily detailed to the General Land Office: *Provided further*, That not to exceed \$10,000 of this appropriation may be used for the survey, classification, and sale of the lands and timber of the so-called Oregon and California Railroad lands and the Coos Bay Wagon Road lands: *Provided further*, That no part of this appropriation shall be available for surveys or resurveys of public lands in any State which, under the Act of August 18, 1894 (U.S.C., title 43, sec. 863), advances money to the United States for such purposes for expenditure during the fiscal year 1934: *Provided further*, That this appropriation may be expended for surveys made under the supervision of the Commissioner of the General Land Office, but when expended for surveys that would not otherwise be chargeable hereto it shall be reimbursed from the applicable appropriation, fund, or special deposit】 (U.S.C., title 43, secs. 54, 863; act Feb. 17, 1933, 47 Stat., p. 822).

Appropriated 1934, \$500,000

By objects	Obligations					
	Estimate, 1935		Estimate, 1934		Actual, 1933	
PERSONAL SERVICES, FIELD	Posi- tions	Av. salary	Posi- tions	Av. salary	Posi- tions	Av. salary
Professional service:						
Grade 6. Supervisor of surveys.....			1	\$5,600	1	\$5,600
Grade 5. Associate supervisor of surveys.....			1	4,800	1	4,800
Administrative cadastral engineer.....			1	4,800	1	4,800
District cadastral engineer.....			7	4,800	8	4,800
Grade 4. Cadastral engineer.....			3	3,800	3	3,800
Grade 3. Cadastral engineer.....			31	3,242	32	3,247
Office cadastral engineer.....			5	3,300	10	3,260
Draftsman.....			1	3,200	1	3,200
Grade 2. Surveyor.....			19	2,663	20	2,705
Draftsman.....			2	2,800	2	2,750
Grade 1. Transitman.....			15	2,273	17	2,288
Subprofessional service:						
Grade 8. Draftsman.....			7	2,643	8	2,662
Grade 7. Draftsman.....			9	2,378	10	2,370
Grade 6. Draftsman.....			4	2,100	6	2,250
Grade 5. Draftsman.....			2	1,830	2	1,830

Surveying the Public Lands—Continued.

By objects	Obligations					
	Estimate, 1935		Estimate, 1934		Actual, 1933	
PERSONAL SERVICES, FIELD—continued	Posi- tions	Av. salary	Posi- tions	Av. salary	Posi- tions	Av. salary
Clerical, administrative, and fiscal service:						
Grade 10. Senior accountant and auditor			1	\$3,600	1	\$3,600
Grade 8. Associate accountant and auditor			1	3,000	1	3,000
Grade 7. Timber cruiser			1	2,600	1	2,600
Grade 6. Clerk			1	2,700	1	2,700
Grade 5. Clerk			6	2,217	7	2,149
Grade 4. Clerk			1	1,980	5	1,968
Grade 3. Clerk			2	1,740	4	1,740
Total permanent, field			121	353,320	143	412,100
Deduct lapses and administrative furloughs				193,320		59,861
Net permanent, field				160,000		352,239
Temporary employees, field				50,000		117,666
All personal services, field				210,000		469,905
Deduct legislative reductions				31,500		44,459
01 Personal services (net)				178,500		425,446
OTHER OBLIGATIONS						
02 Supplies and materials				8,000		51,572
03 Subsistence and support of persons (service)						1,681
04 Subsistence and care of animals (service)				2,000		4,101
05 Communication service				900		1,818
06 Travel expenses				38,500		19,104
07 Transportation of things (service)				3,000		5,727
08 Printing and binding and lithographing (service)				1,500		1,731
09 Advertising and publication of notices (service)				1,000		1,025
11 Rents				6,000		12,389
12 Repairs and alterations				6,500		13,004
13 Miscellaneous current expenses				100		37
30 Equipment				7,500		14,454
Total other obligations				75,000		126,643
Grand total obligations				253,500		552,089
Received by transfer from Interior Department appropriations as follows:						
Roads and trails, national parks						-75,000
Surveying and allotting Indian reservations						-18,211
Quieting title, Pueblo lands, New Mexico				-12,000		-9,714
Expenses, public survey work (special fund)				-10,000		-10,271
Transferred to Interior Department contingent expense appropriation				+1,500		
Transferred to War Department, Ordnance Department				+8,000		+12,000
Net total obligations				241,000		450,893
Estimated savings and unobligated balances				259,000		49,107
Total estimate or appropriation				500,000		500,000

National Industrial Recovery, Interior—

By objects	Obligations		
	Estimate, 1935	Estimate, 1934	Actual, 1933
General Land Office			
Allotment of \$1,000,000 for surveying public lands:			
01 Personal services, field (temporary employees).....	\$210,000	\$540,000	
OTHER OBLIGATIONS			
02 Supplies and materials.....	5,000	15,000	
04 Subsistence and care of animals (service).....	2,000	5,000	
05 Communication service.....	1,000	3,000	
06 Travel expenses.....	40,000	100,000	
07 Transportation of things (service).....	3,000	7,000	
11 Rents.....	7,000	18,000	
30 Equipment.....	12,000	32,000	
Total other obligations.....	70,000	180,000	
Grand total obligations.....	280,000	720,000	
1934 appropriation obligated in 1935.....	-280,000	+280,000	
Received by transfer from Federal Emergency Administration of Public Works.....		-1,000,000	
Total estimate or appropriation.....			

Salaries and Commissions of Registers—

Registers: For salaries and commissions of registers of district land offices, **[\$68,750]** \$67,500 (U.S.C., title 43, sec. 72; act Feb. 17, 1933, 47 Stat., p. 823).

Estimate 1935, **\$67,500**

Appropriated 1934, **\$68,750**

By objects	Obligations					
	Estimate, 1935		Estimate, 1934		Actual, 1933	
PERSONAL SERVICES, FIELD	Posi- tions	Av. salary	Posi- tions	Av. salary	Posi- tions	Av. salary
Clerical, administrative, and fiscal service: Grade 9. Register.....	23	\$3,300	23	\$3,300	27	\$3,200
Total permanent, field.....	23	75,900	23	75,900	27	86,400
Deduct lapses and administrative furloughs.....		900		900		8,176
Net permanent, field.....		75,000		75,000		78,224
Deduct legislative reductions.....		7,500		11,250		7,765
01 Personal services (net).....		67,500		63,750		70,459
Estimated savings and unobligated balances.....				5,000		9,541
Total estimate or appropriation.....		67,500		68,750		80,000

Contingent Expenses of Land Offices—

Contingent expenses of land offices: For clerk hire, rent, and other incidental expenses of the district land offices, including the expenses of depositing public money; traveling expenses of clerks detailed to examine the books and management of district land offices and to assist in the operation of said offices, and for traveling expenses of clerks transferred in the interest of the public service from one district land office to another, **[\$150,000]** \$147,300: *Provided*, That no expenses chargeable to the Government shall be incurred by registers in the conduct of local land offices except upon previous specific authorization by the Commissioner of the General Land Office (U.S.C., title 43, sec. 129; act Feb. 17, 1933, 47 Stat., p. 823).

Estimate 1935, **\$147,300**

Appropriated 1934, **\$150,000**

By objects	Obligations					
	Estimate, 1935		Estimate, 1934		Actual, 1933	
PERSONAL SERVICES, FIELD	Posi- tions	Av. salary	Posi- tions	Av. salary	Posi- tions	Av. salary
Clerical, administrative, and fiscal service:						
Grade 6. Clerk.....	6	\$2,517	6	\$2,517	5	\$2,540
Grade 5. Clerk.....	20	2,230	20	2,230	21	2,238
Grade 4. Clerk.....	26	1,975	27	1,976	27	1,973
Grade 3. Clerk.....	16	1,793	16	1,793	20	1,806
Grade 2. Clerk.....	8	1,485	8	1,485	8	1,485
Total permanent, field.....	76	151,600	77	153,600	81	160,980
Deduct lapses and administrative furloughs.....		4,600		6,540		4,517
Net permanent, field.....		147,000		147,060		156,463
Deduct legislative reductions.....		14,700		22,060		16,481
01 Personal services (net).....		132,300		125,000		139,982
OTHER OBLIGATIONS						
05 Communication service.....		7,000		7,000		7,266
06 Travel expenses.....		500		500		2,459
07 Transportation of things (service).....		1,000		1,000		1,062
09 Advertising and publication of notices (service).....		1,000		1,000		1,138
11 Rent of offices.....		2,880		2,880		3,318
12 Repairs.....		120		120		134
30 Equipment.....		500		500		1
Total other obligations.....		13,000		13,000		15,378
Grand total obligations.....		145,300		138,000		155,360
Transferred from Interior Department appropriation "Roads and trails, national parks".....						-10,000
Transferred to Interior Department appropriation for contingent expenses.....		+2,000		+2,000		
Net total obligations.....		147,300		140,000		145,360
Estimated savings and unobligated balances.....				10,000		29,640
Total estimate or appropriation.....		147,300		150,000		175,000

Protecting Public Lands, Timber, etc.—

NOTE.—Appropriation under above title transferred to Division of Investigations, Office of the Secretary, page 256.

Opening Indian Reservations (Reimbursable)—

Opening Indian reservations (reimbursable): For expenses pertaining to the opening to entry and settlement of such Indian reservation lands as may be opened during the fiscal year 1934, \$300: *Provided*, That the expenses pertaining to the opening of each of said reservations and paid for out of this appropriation shall be reimbursed to the United States from the money received from the sale of the lands embraced in said reservations, respectively (act Feb. 17, 1933, 47 Stat., p. 823).

Appropriated 1934, **\$300**

Unobligated balance: 1934, \$300; 1933, \$300.

Total under General Land Office, annual appropriations, general fund.

Estimate 1935, **\$778,000**

Appropriated 1934, **\$1,342,050**

Indefinite appropriation:**Repayment for Lands Erroneously Sold—**

Indefinite appropriation to pay to the purchasers the sum or sums of money received for lands erroneously sold by the United States and to provide for the repayment of certain commissions, excess payments, and purchase moneys paid under the public land laws (U.S.C., title 31, sec. 711; title 43, secs. 95, 96, 263).

Permanent appropriation, general fund:

Estimate 1935, **\$6,750**

Appropriated 1934, **\$7,500**

By objects	Obligations		
	Estimate, 1935	Estimate, 1934	Actual, 1933
53 Refund to purchasers on erroneous sales of land by the United States.....	\$6,750	\$6,750	\$10,216
Estimated savings and unobligated balances.....		750	4,784
Total estimate or appropriation.....	6,750	7,500	15,000

Total under General Land Office, general fund:

Estimate 1935, **\$784,750**

Appropriated 1934, **\$1,349,550**

Special funds:**Expenses, Public Survey Work, General—****Expenses, Public Survey Work, Alaska—**

Indefinite appropriations of the amount deposited by individuals to pay the cost and expenses incident to the survey of lands, any excess of the sums so deposited, over and above the actual cost of surveys, comprising all expenses incident thereto, for which they were severally deposited, to be repaid to the depositors, respectively (U.S.C., title 31, sec. 711; title 43, secs. 759, 761, 887; decision Comptroller General, Aug. 31, 1931).

Estimate 1935, **\$11,000**

Appropriated 1934, **\$20,000**

By objects	Obligations		
	Estimate, 1935	Estimate, 1934	Actual, 1933
52 Repayment of deposits.....	\$1,000	\$1,000	\$1,250
Transferred to appropriation "Surveying the public lands".....	+10,000	+10,000	+10,271
Estimated savings and unobligated balances.....		9,000	16,479
Total estimate or appropriation.....	11,000	20,000	28,000

Five Per Cent Funds to States (Lands)—

Indefinite appropriations to pay to the several States 5 per cent of the net proceeds of sales of public lands lying within their limits, for the purpose of education, or of making public roads and improvements (*U. S. C., title 31, sec. 711*).

Estimate 1935, **\$5,000**Appropriated 1934, **\$8,000**

By objects	Obligations		
	Estimate, 1935	Estimate, 1934	Actual, 1933
22 Grants to States for roads and educational purposes.....	\$5,000	\$5,000	\$5,021
Estimated savings and unobligated balances.....		3,000	4,979
Total estimate or appropriation.....	5,000	8,000	10,000

Payments to States from Receipts under Mineral Leasing Act—

Indefinite appropriation of 20 per cent of past production and 37½ per cent of future production of the amounts derived from bonuses, royalties, and rentals under the provisions of the Mineral Leasing Act of February 25, 1920 (*U.S.C., title 30, sec. 191*), to be paid by the Secretary of the Treasury after the expiration of each fiscal year to the States within the boundaries of which the leased lands or deposits are or were located, said moneys to be used by the States or subdivisions thereof for the construction and maintenance of public roads or for the support of public schools or other educational institutions as the legislatures of the States may direct (*U.S.C., title 30, sec. 191*).

Estimate 1935, **\$1,175,000**Appropriated 1934, **\$1,250,000**

By objects	Obligations		
	Estimate, 1935	Estimate, 1934	Actual, 1933
22 Grants to States for roads and educational purposes.....	\$1,175,000	\$1,215,000	\$1,213,566
Estimated savings and unobligated balances.....		35,000	-213,566
Total estimate or appropriation.....	1,175,000	1,250,000	1,000,000

Coos Bay Wagon Road Grant Fund—

Indefinite appropriation of 25 per cent of the balance of the proceeds from sales of the Coos Bay Wagon Road grant lands and timber within each of the counties of Coos and Douglas, Oregon, after deducting the accrued taxes in said county and a sum equal to \$2.50 per acre for the land title to which reverted in the United States pursuant to the Act of February 26, 1919 (40 Stat., p. 1179), to be paid to the treasurer of the county for common schools, roads, highways, bridges, and port districts (*act Feb. 26, 1919, 40 Stat., p. 1179*).

Estimate 1935, **\$3,000**Appropriated 1934, **\$18,000**

By objects	Obligations		
	Estimate, 1935	Estimate, 1934	Actual, 1933
22 Grants to counties for schools, highways, bridges, and port districts.....	\$3,000	\$2,000	\$17,678
Estimated savings and unobligated balances.....		16,000	-7,678
Total estimate or appropriation.....	3,000	18,000	10,000

The Oregon and California Land Grant Fund—

Indefinite appropriation to pay to the several counties in the States of Oregon and Washington amounts of money equal to the

taxes that would have accrued against the revested Oregon and California Railroad Company grant lands if the lands had remained privately owned and taxable, all moneys paid hereunder to be charged against the Oregon and California land grant fund (*act July 13, 1926, 44 Stat., p. 916*).

Estimate 1935, **\$150,000**Appropriated 1934, **\$200,000**

By objects	Obligations		
	Estimate, 1935	Estimate, 1934	Actual, 1933
22 Grants to counties for schools, roads, highways, bridges, and port districts.....	\$150,000	\$150,000	\$245,968
Estimated savings and unobligated balances.....		50,000	329,032
Total estimate or appropriation.....	150,000	200,000	575,000

Payment to Oklahoma from Royalties, Oil and Gas, South Half of Red River—

Indefinite appropriation of 37½ per cent of the royalties derived from the south half of Red River in Oklahoma under the provisions of the Act of March 4, 1923 (*U.S.C., title 30, sec. 235*), which shall be paid to the State of Oklahoma in lieu of all State and local taxes upon tribal funds accruing under said Act, to be expended by the State in the same manner as if received under section 35 of the Act approved February 25, 1920 (*U.S.C., title 30, sec. 191, 233; joint resolution June 12, 1926, 44 Stat., p. 740*).

Estimate 1935, **\$6,000**Appropriated 1934, **\$10,000**

By objects	Obligations		
	Estimate, 1935	Estimate, 1934	Actual, 1933
22 Grants to States for roads and educational purposes.....	\$6,000	\$7,500	\$11,649
Estimated savings and obligated balances.....		2,500	15,351
Total estimate or appropriation.....	6,000	10,000	27,000

Total under General Land Office, special funds :

Estimate 1935, **\$1,350,000**Appropriated 1934, **\$1,506,000**

Total under General Land Office, general and special funds:

Estimate 1935, **\$2,134,750**Appropriated 1934, **\$2,855,550**

Trust fund:

*Outstanding Liabilities, Lands (U.S.C., title 43, sec. 99).*Estimate 1935, **\$450**Appropriated 1934, **\$500**

By objects	Obligations		
	Estimate, 1935	Estimate, 1934	Actual, 1933
52 Outstanding liabilities, lands.....	\$450	\$450	\$551
Estimated savings and unobligated balances.....		50	-51
Total estimate or appropriation.....	450	500	500

Total under General Land Office, general, special, and trust funds:

Estimate 1935, **\$2,135,200**Appropriated 1934, **\$2,856,050**

BUREAU OF INDIAN AFFAIRS

Salaries, Bureau of Indian Affairs—

For the Commissioner of Indian Affairs and other personal services in the District of Columbia, **\$356,000** *U.S.C., title 25, secs. 1, 61; act Feb. 17, 1933, 47 Stat., p. 823*.

Estimate 1935, **\$333,900**Appropriated 1934, **\$356,000**

By objects	Obligations					
	Estimate, 1935		Estimate, 1934		Actual, 1933	
	Posi- tions	Av. salary	Posi- tions	Av. salary	Posi- tions	Av. salary
PERSONAL SERVICES, DEPARTMENTAL						
Professional service:						
Grade 7. Director of education	1	\$7,500	1	\$7,500	1	\$7,500
Grade 6. Chief attorney	1	5,600	1	5,600	1	5,600
Specialist in land policy	1	5,800	1	5,800	1	5,800
Director of extension work	1	4,600	1	4,600	1	4,600
Grade 5. Assistant to chief medical director	1	4,600	1	4,600	1	4,600
Assistant to director of education	1	4,200	1	4,200	1	4,200
Grade 4. Assistant to director of forestry	1	4,200	1	4,200	1	4,200
Attorney	3	4,133	3	4,133	3	4,133
Grade 3. Forester	1	3,300	1	3,300	1	3,300
Grade 2. Assistant attorney	2	2,650	2	2,650	2	2,650
Subprofessional service:						
Grade 8. Draftsman, chief engineering	1	2,700	1	2,700	1	2,700
Grade 6. Senior library assistant	1	2,200	1	2,200	1	2,200
Clerical, administrative, and fiscal service:						
Grade 15. Commissioner	1	8,000	1	8,000	1	9,000
Grade 14. Assistant Commissioner	1	6,500	1	6,500	1	7,500
Grade 13. Assistant to Commissioner	2	5,600	2	5,600	2	5,600
Grade 12. Chief finance officer	1	5,200	1	5,200	1	5,200
Chief of division	1	4,600	1	4,600	1	4,600
Assistant to the Commissioner	1	3,800	2	3,800	2	3,800
Grade 11. Chief of division	2	3,800	1	3,800	1	3,800
Assistant finance officer	1	3,800	1	3,800	1	3,800
Junior assistant to the Commissioner	1	3,800	1	3,800	1	3,800
Chief clerk	1	3,800	1	3,800	1	3,800
Secretary to Commissioner	1	3,800	1	3,800	1	3,800
Assistant to director of extension	1	3,800	1	3,800	1	3,800
Grade 10. Assistant chief of division	1	3,500	1	3,500	1	3,500
Grade 9. Inspector of clothing and textiles	1	3,400	1	3,400	1	3,400
Chief of section	1	3,200	1	3,200	1	3,200
Supervisor of nurses	1	3,700	1	3,700	1	3,700
Assistant chief of division	2	3,300	2	3,300	2	3,300
Grade 8. Chief of section	8	2,975	8	2,975	8	2,975
Clerk	1	2,900	1	2,900	1	2,900
Associate accountant and auditor	1	2,900	1	2,900	1	2,900
Grade 7. Statistician	1	2,600	1	2,600	1	2,600
Chief of section	2	2,800	2	2,800	3	2,800
Clerk	3	2,633	5	2,680	7	2,657
Secretary to Assistant Commissioner	1	2,600	1	2,600	1	2,600
Grade 6. Chief of division	1	2,500	1	2,500	1	2,500
Principal clerk	9	2,433	11	2,455	13	2,446
Grade 5. Senior clerk-stenographer	1	2,300	1	2,300	1	2,300
Assistant chief of division	19	2,081	23	2,091	28	2,100
Senior clerk	8	1,860	8	1,875	8	1,875
Grade 4. Clerk-stenographer	3	1,820	3	1,820	3	1,820
Principal stenographer	21	1,865	24	1,862	24	1,875
Clerk	15	1,692	18	1,700	20	1,707
Grade 3. Assistant clerk	24	1,660	23	1,667	23	1,675
Senior stenographer	7	1,463	6	1,470	5	1,476
Grade 2. Junior clerk	3	1,600	4	1,575	4	1,575
Senior typist	1	1,620	1	1,620	2	1,540
Junior stenographer	1	1,440	1	1,440	2	1,410
Assistant clerk	2	1,410	2	1,410	2	1,410
Grade 1. Underclerk	1	1,380	1	1,380	1	1,380
Custodial service:						
Grade 4. Head messenger	1	1,320	1	1,320	1	1,320
Grade 3. Messenger	2	1,200	2	1,200	2	1,200
Grade 2. Assistant messenger	1	600	1	600	2	600
Grade 1. Junior messenger						
Total permanent, departmental	160	373,644	174	413,567	196	465,880
Deduct lapses and administrative furloughs		2,644		22,843		14,743
Net permanent, departmental		371,000		390,724		451,137
Deduct legislative reductions		37,100		58,554		43,154
01 Personal services (net)		333,900		332,170		407,983
Deduct in 1933 amount transferred from "Improvements, Fort Hall irrigation project, Idaho (reimbursable)"						-15,000
Deduct in 1933 amount transferred from "Indian school buildings", 1932-33						-7,500
Deduct in 1933 amount transferred from "Indian school buildings", 1933						-7,500
Deduct in 1933 amount transferred from "Conservation of health among Indians", 1931-33						-15,000
Deduct in 1933 amount transferred from "Roads, Indian reservations", 1932-33						-15,000
Net total obligations		333,900		332,170		347,983
Estimated savings and unobligated balances				23,830		52,017
Total estimate or appropriation		333,900		356,000		400,000

GENERAL EXPENSES

General Expenses, Indian Service—

For transportation and incidental expenses of officers and clerks of the Bureau of Indian Affairs when traveling on official duty; for telegraph and telephone toll messages on business pertaining to the Indian Service sent and received by the Bureau of Indian Affairs at Washington, and for other necessary expenses of the Indian Service for which no other appropriation is available, **\$20,000** *U.S.C., title 25, sec. 13; act Feb. 17, 1933, 47 Stat., p. 823*.

Estimate 1935, **\$18,500**Appropriated 1934, **\$20,000**

By objects	Obligations		
	Estimate, 1935	Estimate, 1934	Actual, 1933
05 Communication service	\$4,700	\$4,700	\$4,664
06 Travel expenses	12,900	12,400	12,997
07 Transportation of things	200	200	194
08 Printing, binding, photographing, etc.			12
13 Special and miscellaneous expenses	100	100	45
30 Equipment	600	600	588
Total obligations	18,500	18,000	18,500
1932 appropriation obligated in 1933			-2,500
Net total obligations	18,500	18,000	16,000
Estimated savings and unobligated balances		2,000	
Total estimate or appropriation	18,500	20,000	16,000

Purchase and Transportation of Indian Supplies—

For **[expenses necessary]** advertising, inspection, storage, and all other expenses incident to the purchase of goods and supplies for the Indian Service **[**, including inspection, pay of necessary employees, and all other expenses connected therewith, including advertising, storage, and transportation of Indian goods and supplies, **\$650,000****]** and for payment of railroad, pipe line, and other transportation costs of such goods and supplies, **\$643,900**: Provided, That no part of this appropriation shall be used in payment for any services except bill therefor is rendered within one year from the time the service is performed (*U.S.C., title 25, secs. 93, 94, 95, 99, 100; act Feb. 17, 1933, 47 Stat., p. 823*).

Estimate 1935, **\$643,900**Appropriated 1934, **\$650,000**

By objects	Obligations					
	Estimate, 1935		Estimate, 1934		Actual, 1933	
	Posi- tions	Av. salary	Posi- tions	Av. salary	Posi- tions	Av. salary
PERSONAL SERVICES, FIELD						
Clerical, administrative, and fiscal service:						
Grade 8. Superintendent	2	\$3,050	2	\$3,050	2	\$3,050
Grade 5. Senior clerk	2	2,100	2	2,100	2	2,100
Grade 4. Clerk	5	1,872	5	1,872	5	1,872
Grade 3. Assistant clerk	2	1,710	2	1,710	2	1,710
Grade 2. Junior clerk	8	1,523	8	1,523	8	1,523
Financial clerk	1	1,500	1	1,500	1	1,500
Grade 1. Under clerk	4.5	1,260	4.5	1,260	4.5	1,260
Custodial service:						
Grade 3. Guard	1	1,380	1	1,380	1	1,380
Laborer	14	1,299	14	1,299	14	1,299
Total permanent, field	39.5	62,000	39.5	62,000	39.5	62,000
Deduct lapses and administrative furloughs		1,000		1,000		1,470
Net permanent, field		61,000		61,000		60,530
Deduct legislative reductions		6,100		9,300		6,200
01 Personal services (net)		54,900		51,700		54,330
OTHER OBLIGATIONS						
02 Supplies and materials		2,000		2,000		2,364
05 Communication service		600		600		675
06 Travel expenses		2,000		2,000		1,920
07 Transportation of things		572,100		572,100		578,681
10 Furnishing of heat, light, power, water, and electricity		400		400		372
11 Rents		10,500		10,500		10,636
12 Repairs and alterations		250		250		230
13 Special and miscellaneous expenses		850		850		612
30 Equipment		300		300		180
Total other obligations		589,000		589,000		595,670
Net total obligations		643,900		640,700		650,000
Estimated savings and unobligated balances				+9,300		
Total estimate or appropriation		643,900		650,000		650,000

Field Representatives, Indian Service—

For salaries, traveling and incidental expenses of field representatives of the Commissioner of Indian Affairs, **[\$19,000]** \$12,080 (U.S.C., title 25, sec. 13; act Feb. 17, 1933, 47 Stat., p. 823).

Estimate 1935, **\$12,080**Appropriated 1934, **\$19,000**

By objects	Obligations					
	Estimate, 1935		Estimate, 1934		Actual, 1933	
	Posi- tions	Av. salary	Posi- tions	Av. salary	Posi- tions	Av. salary
PERSONAL SERVICES, FIELD						
Clerical, administrative, and fiscal service:						
Grade 12. Field representative.....	2	\$4,600	1.6	\$4,600	1	\$4,600
Grade 11. Field representative.....			1.1	3,982	3	4,000
Total permanent, field.....	2	9,200	2.7	11,740	4	16,600
Deduct lapses and administrative furloughs.....						412
Net permanent, field.....		9,200		11,740		16,188
Deduct legislative reductions.....		920		1,761		1,660
01 Personal services (net).....		8,280		9,979		14,528
OTHER OBLIGATIONS						
06 Travel expenses.....		3,800		4,871		5,391
12 Repairs and alterations.....						51
13 Special and miscellaneous expenses.....				200		
30 Equipment.....				100		10
Total other obligations.....		3,800		5,171		5,452
Grand total obligations.....		12,080		15,150		19,980
Deduct in 1933 amount transferred from "roads, Indian reservations".....						-2,000
Net total obligations.....		12,080		15,150		17,980
Estimated savings and unobligated balances.....				+3,850		+2,020
Total estimate or appropriation.....		12,080		19,000		20,000

Pay of Judges, Indian Courts—

For pay of judges of Indian courts where tribal relations now exist, at rates to be fixed by the Commissioner of Indian Affairs, **[\$15,000]** \$13,500, (U.S.C., title 25, sec. 13; act Feb. 17, 1933, 47 Stat., p. 824).

Estimate 1935, **\$13,500**Appropriated 1934, **\$15,000**

By objects	Obligations					
	Estimate, 1935		Estimate, 1934		Actual, 1933	
	Posi- tions	Av. salary	Posi- tions	Av. salary	Posi- tions	Av. salary
PERSONAL SERVICES, FIELD						
Judges.....	65	\$231	65	\$230	71	\$239
Total permanent, field.....	65	15,000	65	14,980	71	16,969
Deduct legislative reductions.....		1,500		2,247		636
01 Personal services (net).....		13,500		12,733		16,333
Deduct in 1933 amount transferred from "Roads, Indian reservations".....						-2,000
Net total obligations.....		15,000		12,733		14,333
Estimated savings and unobligated balances.....				2,267		667
Total estimate or appropriation.....		13,500		15,000		15,000

Pay of Indian Police—

For pay of Indian police, including chiefs of police at not to exceed \$70 per month each and privates at not to exceed \$50 per month each, to be employed in maintaining order, and for purchase of equipments and supplies, **[\$150,000]** \$105,650 (U.S.C., title 25, sec. 13; act Feb. 17, 1933, 47 Stat., p. 824).

Estimate 1935, **\$105,650**Appropriated 1934, **\$150,000***Pay of Indian Police—Continued.*

By objects	Obligations					
	Estimate, 1935		Estimate, 1934		Actual, 1933	
	Posi- tions	Av. salary	Posi- tions	Av. salary	Posi- tions	Av. salary
PERSONAL SERVICES, FIELD						
Chief of police.....	56	\$777	56	\$777	64	\$766
Privates.....	122	557	122	557	195	549
Total permanent, field.....	178	113,485	178	113,485	259	156,105
Deduct lapses and administrative furloughs.....						3,041
Net permanent, field.....		113,485		113,485		153,064
Deduct subsistence and quarters furnished.....		8,520		8,520		9,060
Deduct legislative reductions.....		104,965		104,965		144,004
		11,350		16,920		5,854
01 Personal services (net).....		93,615		88,045		138,150
OTHER OBLIGATIONS						
02 Supplies and materials.....		10,000		9,595		7,607
12 Repairs and alterations.....		985		1,000		533
30 Equipment.....		1,050		1,500		605
Total other obligations.....		12,035		12,095		8,745
Grand total obligations.....		105,650		100,950		146,895
Deduct in 1933 amount transferred from "Indian school buildings", 1932-33.....						-10,000
Net total obligations.....		105,650		100,950		136,895
Estimated savings and unobligated balances.....				49,050		13,105
Total estimate or appropriation.....		105,650		150,000		150,000

Suppressing Liquor Traffic Among Indians—

For the suppression of the traffic in intoxicating liquors and deleterious drugs, including peyote, among Indians, **[\$95,300]** \$47,200 (U. S. C., title 25, secs. 241, 243, 244, 248, 250; act Feb. 17, 1933, 47 Stat., p. 824).

Estimate 1935, **\$47,200**Appropriated 1934, **\$95,300**

By objects	Obligations					
	Estimate, 1935		Estimate, 1934		Actual, 1933	
	Posi- tions	Av. salary	Posi- tions	Av. salary	Posi- tions	Av. salary
PERSONAL SERVICES, FIELD						
Clerical, administrative, and fiscal service:						
Grade 9. Chief special officer.....	1	\$3,200	1	\$3,200	1	\$3,200
Grade 6. Special officer.....	9	2,322	9	2,322	17	2,318
Special agent.....			2	2,350	2	2,359
Grade 4. Deputy special officer.....	1	1,800	1	1,800	5	1,800
Total permanent, field.....	11	25,900	13	30,598	25	56,324
Deduct lapses and administrative furloughs.....						5,025
Net permanent, field.....		25,900		30,598		51,299
Temporary employees, field.....		2,100		3,500		2,388
All personal services, field.....		28,000		34,098		53,687
Deduct subsistence and quarters furnished.....		250		240		960
Deduct legislative reductions.....		27,750		33,858		52,727
		2,800		4,589		5,032
01 Personal services (net).....		24,950		29,269		47,695
OTHER OBLIGATIONS						
02 Supplies and materials.....		1,500		1,000		2,120
06 Travel expenses.....		17,000		16,731		30,453
07 Transportation of things.....		400		300		438
10 Furnishing of heat, light, power, water, and electricity.....		200		100		189
12 Repairs and alterations.....		2,000		1,600		2,860
13 Special and miscellaneous expenses.....						14
30 Equipment.....		1,150		1,000		1,213
Total other obligations.....		22,250		20,731		37,287
Grand total obligations.....		47,200		50,000		84,982
Estimated savings and unobligated balances.....				45,300		15,018
Total estimate or appropriation.....		47,200		95,300		100,000

Indian Agency Buildings—

For lease, purchase, repair, and improvement of agency buildings, exclusive of hospital buildings, including the purchase of necessary lands and the installation, repair, and improvement of heating, lighting, power, and sewerage and water systems in connection therewith, **\$164,260**; for construction of physical improvements, exclusive of hospitals, **\$55,000**; in all, **\$219,260**: *Provided*, That not more than \$7,500 shall be expended for new construction at any one agency, except as follows: Northern Navajo, New Mexico, flood protection, \$42,000, to be immediately available; Zuni, New Mexico, improving water supply, \$8,800, to be immediately available **\$149,110** (U.S.C., title 25, sec. 13; act Feb. 17, 1933, 47 Stat., p. 824).

Estimate 1935, **\$149,110**Appropriated 1934, **\$219,260**

By objects	Obligations					
	Estimate, 1935		Estimate, 1934		Actual, 1933	
PERSONAL SERVICE, FIELD	Posi- tions	Av. salary	Posi- tions	Av. salary	Posi- tions	Av. salary
Subprofessional service:						
Grade 6. Assistant construction foreman.	1	\$2,100	1	\$2,100	1	\$2,100
Clerical, administrative, and fiscal service:						
Grade 5. Clerk.	1	1,800	1	1,800	1	1,800
Grade 3. Assistant clerk.	3	1,680	3	1,680	3	1,680
Total permanent, field.	5	8,940	5	8,940	5	8,940
Deduct lapses and administrative furloughs.						860
Net permanent, field.		8,940		8,940		8,080
Deduct legislative reductions.		890		1,341		808
01 Personal services (net).		8,050		7,599		7,272
OTHER OBLIGATIONS						
11 Rents.		9,500		9,881		10,250
12 Repairs and alterations.		131,560		125,390		133,501
32 Structures and parts and nonstructural improvements to land.				16,036		75,837
Total other obligations.		141,060		151,307		219,588
Grand total obligations.		149,110		158,906		226,860
1931 appropriation obligated in 1933.						16,177
1934 appropriation obligated in 1933.				+34,764		-34,764
Net total obligations.		149,110		193,670		175,919
Estimated savings and unobligated balances.				25,590		19,081
Total estimate or appropriation.		149,110		219,260		195,000

National Industrial Recovery, Interior, Indians—

By objects	Obligations		
	Estimate, 1935	Estimate, 1934	Actual, 1933
Indian agency buildings			
12 Repairs and alterations.	\$3,000	\$23,000	
32 Structures and parts and nonstructural improvements to land.	105,000	128,100	
Total obligations.	108,000	151,100	
1934 appropriations obligated in 1935.	-108,000	+108,000	
Received by transfer from Federal Emergency Administration of Public Works.		-259,100	
Total estimate or appropriation.			

Vehicles, Indian Service: Not to exceed **\$230,000** **\$275,000** of applicable appropriations made herein for the Bureau of Indian Affairs shall be available for the maintenance, repair, and operation of motor-propelled and horse-drawn passenger-carrying vehicles for the use of employees in the Indian field service, including the transportation of Indian school pupils: *Provided*, That not to exceed **\$115,000** **\$150,000** may be used for the purchase and exchange of motor-propelled passenger-carrying vehicles, and that such vehicles shall be used only for official service, including the transportation of Indian school pupils (U.S.C., title 25, sec. 13; act Feb. 17, 1933, 47 Stat., p. 824).

Replacement of property destroyed by fire, flood, or storm: That to meet possible emergencies not exceeding **\$75,000** **\$50,000** of the appropriations made by this Act for support of reservation and nonreservation schools, for school and agency buildings, and for conservation of health among Indians shall be available, upon approval of the Secretary of the Interior, for replacing any buildings, equipment, supplies, livestock, or other property of those activities of the Indian Service above referred to which may be destroyed or rendered unserviceable by fire, flood, or storm: *Provided*, That the limitations for new construction contained in the

appropriations for Indian school, agency, and hospital buildings shall not apply to such emergency expenditures: *Provided further*, That any diversions of appropriations made hereunder shall be reported to Congress in the annual Budget (U.S.C., title 25, sec. 13; act Feb. 17, 1933, 47 Stat., p. 824).

Diversions made for replacement of property destroyed by fire, flood, or storm, fiscal year 1933

Indian schools, support:	
Fort Belknap, Mont.: Replacement of dairyman's cottage, destroyed by fire.	\$2,500.00
Conservation of health among Indians:	
Winnebago Hospital, Nebraska: Repair of storm damage.	11,143.82
Total.	13,643.82

Authorization for attending health and educational meetings: Not to exceed \$7,000 shall be available from applicable funds for expenses (not membership fees) of employees of the Indian Service when authorized by the Secretary of the Interior to attend meetings of medical, health, educational, agricultural, forestry, engineering, and industrial associations in the interest of work among the Indians (acts May 14, 1930, 46 Stat., p. 284; Feb. 17, 1933, 47 Stat., p. 824).

Total, general expenses, annual appropriations, general fund:

Estimate 1935, **\$1,323,840**Appropriated 1934, **\$1,168,560****EXPENSES IN PROBATE MATTERS****Determining Heirs of Deceased Indian Allottees—**

For the purpose of determining the heirs of deceased Indian allottees having right, title, or interest in any trust or restricted property, under regulations prescribed by the Secretary of the Interior, \$60,000, reimbursable as provided by existing law, of which \$12,000 shall be available for personal services in the District of Columbia: *Provided*, That the provisions of this paragraph shall not apply to the Osage Indians nor to the Five Civilized Tribes of Oklahoma (U.S.C., title 25, sec. 372; act Feb. 17, 1933, 47 Stat., p. 824).

Appropriated 1934, **\$60,000**

By objects	Obligations					
	Estimate, 1935		Estimate, 1934		Actual, 1933	
PERSONAL SERVICES, DEPARTMENTAL	Posi- tions	Av. salary	Posi- tions	Av. salary	Posi- tions	Av. salary
Professional service:						
Grade 3. Chief of division.	1	\$3,300	1	\$3,300	1	\$3,300
Grade 2. Assistant attorney.	2	2,650	2	2,650	2	2,650
Clerical, administrative, and fiscal service:						
Grade 3. Assistant clerk-stenographer.	1	1,740	1	1,740	1	1,740
Total permanent, departmental.	4	10,340	4	10,340	4	10,340
Deduct lapses and administrative furloughs.		2,790				
Net permanent, departmental.		7,550				10,340
PERSONAL SERVICES, FIELD						
Professional service:						
Grade 2. Examiner of inheritance.	9	3,000	10	3,000		
Clerical, administrative, and fiscal service:						
Grade 3. Assistant clerk.	7	1,640	10	1,620		
Total permanent, field.	16	38,460	20	43,400		
Deduct lapses and administrative furloughs.				8,508		
Net permanent field.		38,460		34,892		
Temporary employees, field.		1,200		1,000		
All personal services, field.		39,660		35,892		
Total, departmental and field.		47,210		46,232		
Deduct legislative reductions.		7,080		4,660		
01 Personal services (net).		40,130		41,572		
OTHER OBLIGATIONS						
02 Supplies and materials.		500		351		
06 Travel expenses.		10,500		8,484		
07 Transportation of things.		100		60		
12 Repairs and alterations.		500		393		
13 Special and miscellaneous expenses.		120		6		
30 Equipment.		2,600				
Total other obligations.		14,320		9,294		
Grand total obligations.		54,450		50,866		
Estimated savings and unobligated balances.		5,550		+9,134		
Total estimate or appropriation.		60,000		60,000		

Probate Attorneys, Five Civilized Tribes, Oklahoma—

For salaries and expenses of such attorneys and other employees as the Secretary of the Interior may, in his discretion, deem necessary in probate matters affecting restricted allottees or their heirs in the Five Civilized Tribes and in the several tribes of the Quapaw Agency, and for the costs and other necessary expenses incident to suits instituted or conducted by such attorneys, \$30,000: *Provided*, That no part of this appropriation shall be available for the payment of (with the exception of attorneys) employees unless appointed after a competitive examination by the Civil Service Commission and from an eligible list furnished by such commission] (*acts Aug. 1, 1914, 38 Stat., p. 598; Feb. 17, 1933, 47 Stat., p. 825*).

Appropriated 1934, **\$30,000**

By objects	Obligations					
	Estimate, 1935		Estimate, 1934		Actual, 1933	
PERSONAL SERVICES, FIELD	Posi- tions	Av. salary	Posi- tions	Av. salary	Posi- tions	Av. salary
Clerical, administrative, and fiscal service:						
Grade 8. Probate attorneys.....	-----	6	\$3,000	6	\$3,000	
Grade 3. Assistant clerk.....	-----	3	1,740	3	1,740	
Grade 2. Junior clerk.....	-----	2	1,530	2	1,530	
Total permanent, field.....	-----	11	26,280	11	26,280	
Deduct legislative reductions.....	-----		3,940		2,665	
01 Personal services (net).....	-----		22,340		23,615	
OTHER OBLIGATIONS						
02 Supplies and materials.....	-----		700		660	
05 Communication service.....	-----		500		473	
06 Travel expenses.....	-----		2,100		1,309	
12 Repairs and alterations.....	-----		700		687	
13 Special and miscellaneous expenses.....	-----		20		18	
30 Equipment.....	-----		1,790		106	
Total other obligations.....	-----		5,810		3,253	
Net total obligations.....	-----		28,150		26,868	
Estimated savings and unobligated bal- ances.....	-----		+1,850		+3,132	
Total estimate or appropriation.....	-----		30,000		30,000	

Total, expenses in probate matters, annual appropriations,
general fund:

Appropriated 1934, **\$90,000****INDIAN LANDS***Surveying and Allotting Indian Reservations—*

For the survey, resurvey, classification, and allotment of lands in severalty under the provisions of the Act entitled "An Act to provide for the allotment of lands in severalty to Indians," approved February 8, 1887 (U. S. C., title 25, sec. 331), and under any other Act or Acts providing for the survey or allotment of Indian lands, \$20,000: *Provided*, That no part of said sum shall be used for the survey, resurvey, classification, or allotment of any land in severalty on the public domain to any Indian, whether of the Navajo or other tribes, within the State of New Mexico and the State of Arizona, who was not residing upon the public domain prior to June 30, 1914] (*U.S.C., title 25, sec. 331; act Feb. 17, 1933, 47 Stat., p. 825*).

Appropriated 1934, **\$20,000**

By objects	Obligations					
	Estimate, 1935		Estimate, 1934		Actual, 1933	
PERSONAL SERVICES, FIELD	Posi- tions	Av. salary	Posi- tions	Av. salary	Posi- tions	Av. salary
Clerical, administrative, and fiscal service:						
Grade 6. Special allotting agent.....					1	\$2,900
Field clerk.....					1	2,300
Grade 3. Assistant clerk.....					1.3	1,634
Custodial service:						
Grade 4. Interpreter.....					1	1,260
Total permanent, field.....					4.3	8,584
Deduct subsistence and quarters furnished.....						600
Grand total.....						7,984
Deduct legislative reductions.....						843
01 Personal services (net).....						7,141

Surveying and Allotting Indian Reservations—Continued.

By objects	Obligations		
	Estimate, 1935	Estimate, 1934	Actual, 1933
OTHER OBLIGATIONS			
06 Travel expenses.....			\$1,000
13 Special and miscellaneous expenses.....			327
Total other obligations.....			1,327
Grand total obligations.....			8,468
Transfer to "Surveying the public lands".....			+18,278
Net total obligations.....			26,746
Estimated savings and unobligated balances.....		\$20,000	3,254
Total estimate or appropriation.....		20,000	30,000

Quieting Title, Pueblo Lands, New Mexico—

For carrying out the provisions of section 13 of the Act entitled "An Act to quiet the title to lands within Pueblo Indian land grants, and for other purposes," approved June 7, 1924 (43 Stat., p. 636), \$10,000, together with the unexpended balance of the appropriation for this purpose for the fiscal year 1933] (*acts June 7, 1924, 43 Stat. p. 636, sec. 13; Feb. 17, 1933, 47 Stat., p. 825*).

Appropriated 1934, **\$10,000**

By objects	Obligations		
	Estimate, 1935	Estimate, 1934	Actual, 1933
Transfer to "Surveying the public lands".....		\$9,643	\$9,707
1932 and prior appropriations obligated in 1933.....			-695
1933 appropriation obligated in 1934.....		-643	
Net total obligations.....		9,000	9,012
Estimated savings and unobligated bal- ances.....		1,000	988
Total estimate or appropriation.....		10,000	10,000

Advertising Sale of Indian Lands (Reimbursable)—

For the payment of newspaper advertisements and printing locally of posters of sales of Indian lands, \$500, reimbursable from payments by purchasers of costs of sale, under such rules and regulations as the Secretary of the Interior may prescribe] (*acts Feb. 14, 1920, 41 Stat., p. 414, sec. 1; Feb. 17, 1933, 47 Stat., p. 825*).

Appropriated 1934, **\$500**

By objects	Obligations		
	Estimate, 1935	Estimate, 1934	Actual, 1933
09 Advertising, and publication of notices. Estimated savings and unobligated bal- ances.....			\$203
		\$500	297
Total estimate or appropriation.....		500	500

Counsel for Pueblo Indians of New Mexico—

For the pay of one special attorney for the Pueblo Indians of New Mexico, to be designated by the Secretary of the Interior, and for necessary traveling expenses of said attorney, \$3,440] (*acts July 1, 1898, 30 Stat., p. 594, sec. 1; June 30, 1919, 41 Stat., p. 18, sec. 13; Feb. 17, 1933, 47 Stat., p. 825*).

Appropriated 1934, **\$3,440**

By objects	Obligations					
	Estimate, 1935		Estimate, 1934		Actual, 1933	
PERSONAL SERVICES, FIELD	Posi- tions	Av. salary	Posi- tions	Av. salary	Posi- tions	Av. salary
Professional service:						
Grade 3. Counsel for Pueblo Indians.....			1	\$3,200	1	\$3,200
Deduct legislative reductions.....				480		320
01 Personal services (net).....				2,720		2,880

Counsel for Pueblo Indians of New Mexico—Continued.

By objects	Obligations		
	Estimate, 1935	Estimate, 1934	Actual, 1933
OTHER OBLIGATIONS			
06 Travel expenses.....		\$510	\$489
Total other obligations.....		510	489
Net total obligations.....		3,230	3,369
Estimated savings and unobligated balance.....		210	331
Total estimate or appropriation.....		3,440	3,700

Tribal funds—

Purchase of land and water rights, and so forth, Pueblo Indians, New Mexico (tribal funds): For the purchase of additional land and water rights, development of water for irrigation and domestic use, purchase of equipment for industrial advancement of direct benefit to the several pueblos involved, as follows: Cochiti, \$10,630.56; Nambe, \$24,767.03; Pecos, \$28,145; Picuris, \$52,574.09; Sandia, \$3,823.35; San Felipe, \$9,805.53; San Ildefonso, \$22,627.91; San Juan, \$4,485.54; Santa Ana, \$3,695.69; Santa Clara, \$112,976.74; Santo Domingo, \$13,911; Taos, \$27,631.85; Tesuque, \$426.23; in all, \$315,500.52, payable from funds held in trust by the United States for said pueblos: *Provided, That the* The unexpended balances of appropriations heretofore made, from the trust funds of the several pueblos, for the purchase of land and water rights, purchase of equipment for industrial advancement, and fencing, irrigating, and improving lands, are hereby continued available for the same purposes until June 30, [1934] 1935 (acts June 7, 1924, 43 Stat., p. 636, sec. 19; Feb. 17, 1933, 47 Stat., p. 825).

By objects	Obligations		
	Estimate, 1935	Estimate, 1934	Actual, 1933
PERSONAL SERVICES, FIELD			
1 Personal services (net).....			\$7,560
OTHER OBLIGATIONS			
02 Supplies and materials.....			307
06 Travel expenses.....			280
07 Transportation of things.....			36
12 Repairs and alterations.....			397
13 Special and miscellaneous expenses.....	\$262,482	\$235,000	
30 Equipment.....			1,798
31 Land and interest in land.....			503
32 Structures and parts and nonstructural improvements to land.....			9,708
Total other obligations.....	262,482	235,000	13,029
Grand total obligations.....	262,482	235,000	20,589
Deduct amounts transferred from "Miscellaneous trust funds of Indian tribes".....	-262,482	-235,000	-20,589
Total estimate or appropriation.....			

Tribal funds—

Purchase of land for Navajo Indians (tribal funds): For purchase, or lease pending purchase, of additional land and water rights for the use and benefit of Indians of the Navajo Tribe as authorized to be acquired by the Act of May 29, 1928 (45 Stat., p. 899), [the unexpended balances of the appropriations available for this purpose for the fiscal year 1933 are hereby continued available for the same purpose and subject to the same conditions and provisions until June 30, 1934:] \$50,000, payable from funds on deposit to the credit of the Navajo Tribe: *Provided, That title to all such lands so purchased shall be taken in the name of the United States in trust for the Navajo Tribe, and in purchasing such lands title may be taken, in the discretion of the Secretary of the Interior, for the surface only (acts May 29, 1928, 45 Stat., pp. 899, 900; Feb. 17, 1933, pp. 825-826).*

By objects	Obligations		
	Estimate, 1935	Estimate, 1934	Actual, 1933
11 Rents.....	\$15,000	\$15,000	\$15,636
31 Land and interest in land.....	35,000	82,226	51,698
Total obligations.....	50,000	97,226	67,334

Tribal funds—Continued.

By objects	Obligations		
	Estimate, 1935	Estimate, 1934	Actual, 1933
1932 and prior appropriations obligated in 1933.....			-\$67,334
1932 and prior appropriations obligated in 1934.....		-\$97,226	
Total estimate or appropriation.....	\$50,000		
Deduct amount transferred from "Miscellaneous trust funds of Indian tribes".....	-50,000		

Payment to Loyal Shawnee Indians, Oklahoma—

The unexpended balance of the appropriation of \$109,746.25 contained in the First Deficiency Act, fiscal year 1930, for payment to the loyal Shawnee Indians in settlement of their claim arising under the twelfth article of the treaty with said Indians proclaimed October 14, 1868 (15 Stat., p. 513), as authorized by and in accordance with the Act of March 4, 1929, and continued available until June 30, [1933] 1934, is hereby continued available until June 30, [1934] 1935 (acts Oct. 14, 1868, 15 Stat., p. 513; Mar. 4, 1929, 45 Stat., p. 1550; Feb. 17, 1933, 47 Stat., p. 826).

By objects	Obligations		
	Estimate, 1935	Estimate, 1934	Actual, 1933
Per capita payments to Indians.....	\$7,360	\$13,509	\$6,520
1930 appropriation obligated in 1935, 1934, and 1933.....	-7,360	-13,509	-6,520
Total estimate or appropriation.....			

Tribal funds—

Payments to Kiowa, Comanche, and Apache Indians, Oklahoma (tribal funds): For payment to the Kiowa, Comanche, and Apache Indians, of Oklahoma, under such rules and regulations as the Secretary of the Interior may prescribe, [\$75,000, from the tribal trust fund established by joint resolution of Congress, approved June 12, 1926 (44 Stat., p. 740), being a part of the Indians' share of the money derived from the south half of the Red River in Oklahoma: *Provided, That said sum herein made available shall be paid out in two equal installments—one during the month of October and one during the month of March*] \$50,000, payable from funds on deposit to the credit of said Indians (acts June 12, 1926, 44 Stat., p. 740; Feb. 17, 1933, 47 Stat., p. 826).

By objects	Obligations		
	Estimate, 1935	Estimate, 1934	Actual, 1933
Per capita payments to Indians.....	\$50,000	\$75,000	\$124,982
Estimated savings and unobligated balances.....			-18
Total estimate or appropriation.....	50,000	75,000	125,000
Deduct amount transferred from "miscellaneous trust funds of Indian Tribes".....	-50,000	-75,000	-125,000

Total, Indian lands, annual appropriations, general fund:

Appropriated 1934, **\$33,940**

INDUSTRIAL ASSISTANCE AND ADVANCEMENT

Administration of Indian Forests—

For the preservation of timber on Indian reservations and allotments other than the Menominee Indian Reservation in Wisconsin, the education of Indians in the proper care of forests, including not to exceed \$5,000 for the education of Indian pupils in forestry schools, and the general administration of forestry and grazing work, including fire prevention and payment of reasonable rewards for information leading to arrest and conviction of a person or persons setting forest fires in contravention of law on Indian lands [\$197,000] \$183,510: *Provided, That this appropriation shall be available for the expenses of administration of Indian forest lands from which timber is sold to the extent only that proceeds from the sales of timber from such lands are insufficient for that purpose. (U.S.C., title 25, sec. 13; act Feb. 17, 1933, 47 Stat., p. 826).*

Estimate 1935, **\$183,510**

Appropriated 1934, **\$197,000**

Administration of Indian Forests—Continued.

By objects	Obligations					
	Estimate, 1935		Estimate, 1934		Actual, 1933	
	Posi- tions	Av. salary	Posi- tions	Av. salary	Posi- tions	Av. salary
PERSONAL SERVICES, FIELD						
Professional service:						
Grade 6. Director of forestry	1	\$5,600	1	\$5,600	1	\$5,800
Grade 5. Assistant director of forestry	1	5,000	1	5,000	1	5,000
Grade 4. Forester	1	3,800	1	3,880	1	3,800
Grade 3. Assistant forester	2	3,500	2	3,500	2	3,500
Range supervisor	1	3,500	1	3,500	1	3,500
Topographic engineer					1	3,500
Logging engineer	1	3,500	1	3,500	1	3,500
Associate range supervisor	1	3,200	1	3,200	1	3,200
Associate silviculturist	1	3,200	1	3,200	1	3,200
Forest supervisor	1	3,200	1	3,200	1	3,200
Grade 2. Forest supervisor	6	2,917	6	2,917	6	2,917
Forest supervisor	6	2,600	6	2,600	6	2,600
Assistant range supervisor	1	2,600	1	2,600	1	2,600
Telephone supervisor	1	2,600	1	2,600	1	2,600
Subprofessional service:						
Grade 8. Forest examiner	1	2,700	1	2,700	0.2	2,700
Grade 7. Senior forest ranger	13	2,315	13	2,315	13.8	2,315
Grade 6. Forest ranger	12	2,042	12	2,042	12	2,042
Junior range examiner	4	2,000	4	2,000	3.2	2,000
Junior forester	1	2,000	1	2,000	1	2,000
Grade 5. Junior forest ranger	1	1,860	1	1,860	1	1,860
Clerical, administrative, and fiscal service:						
Grade 4. Clerk	1	1,800	1	1,800	0.5	1,800
Custodial service:						
Grade 7. Scaler	1	1,980	1	1,980	3	1,900
Grade 6. Forest guard	2	1,830	2	1,830	2	1,830
Total permanent, field	60	152,901	60	152,901	61.4	157,513
Deduct lapses and administrative furloughs				12,580		
Net permanent, field		152,901		140,321		157,513
Temporary employees, field		12,000		12,000		10,520
All personal services, field		164,901		152,321		168,033
Deduct subsistence and quarters furnished				10,110		10,758
		153,911		142,211		157,275
Deduct legislative reductions		16,490		22,850		15,500
01 Personal services, net		137,421		119,361		141,775
OTHER OBLIGATIONS						
02 Supplies and materials		8,000		10,000		6,128
05 Communication service		500		500		314
06 Travel expenses		15,000		15,000		14,285
07 Transportation of things		500		400		255
08 Printing, binding, photographing, etc.		500		500		471
10 Furnishing of heat, light, power, water, and electricity		500		500		344
11 Rents		800		800		533
12 Repairs and alterations		6,500		6,500		5,442
13 Special and miscellaneous expenses		4,289		439		282
30 Equipment		8,500		7,000		7,180
32 Structures and parts and nonstructural improvements to land		1,000		1,000		1,504
Total other obligations		46,089		42,639		36,738
Grand total obligations		183,510		162,000		178,513
Estimated savings and unobligated balances				35,000		21,487
Total estimate or appropriation		183,510		197,000		200,000

Expenses, Sale of Timber (Reimbursable)—

For expenses incidental to the sale of timber, and for the expenses of administration, including fire prevention, of Indian forest lands from which such timber is sold to the extent that the proceeds of such sales are sufficient for that purpose, **[\$103,521.67]** \$92,000, reimbursable to the United States as provided in the Act of February 14, 1920 (U.S.C., title 25, sec. 413): *Provided*, That this appropriation shall be available for the payment of reasonable rewards for information leading to arrest and conviction of a person or persons setting forest fires in contravention of law (U.S.C., title 25, secs. 407, 413; act Feb. 17, 1933, 47 Stat., p. 826).

Estimate 1935, **\$92,000**Appropriated 1934, **\$103,521.67**

By objects	Obligations					
	Estimated, 1935		Estimated, 1934		Actual, 1933	
	Posi- tions	Av. salary	Posi- tions	Av. salary	Posi- tions	Av. salary
PERSONAL SERVICES, FIELD						
Professional service:						
Grade 3. Forest supervisor	4	\$3,300	4	\$3,300	4	\$3,325
Grade 2. Forest supervisor	2	2,600	2	2,600	2	2,600
Subprofessional service:						
Grade 8. Forest examiner					0.8	2,700
Grade 7. Forest assistant	1	2,300	1	2,300	3	2,366
Grade 6. Senior forest ranger	3	2,433	3	2,433	4	2,425
Forest ranger	9	2,078	9	2,078	11	2,091
Junior forester					1	2,000
Custodial service:						
Grade 7. Scaler	15.7	1,918	15.7	1,918	26.2	1,927
Grade 6. Forest guard	2	1,890	2	1,890	4.7	1,820

Expenses, Sale of Timber (Reimbursable)—Continued.

By objects	Obligations					
	Estimate, 1935		Estimate, 1934		Actual, 1933	
	Posi- tions	Av. salary	Posi- tions	Av. salary	Posi- tions	Av. Salary
PERSONAL SERVICES, FIELD—continued						
Clerical, administrative, and fiscal service:						
Grade 3. Assistant clerk	1	\$1,740	1	\$1,740	1	\$1,740
Total permanent, field	37.7	82,333	37.7	82,333	57.7	123,240
Deduct lapses and administrative furloughs		12,000		12,880		25,000
Net permanent, field		70,333		69,453		98,240
Temporary employees, field		9,667		11,500		2,048
All personal services, field		80,000		80,953		100,288
Deduct subsistence and quarters furnished		4,000		4,096		6,482
		76,000		76,857		93,806
Deduct legislative reductions		8,000		11,530		10,020
01 Personal services (net)		68,000		65,327		83,786
OTHER OBLIGATIONS						
02 Supplies and materials		8,400		8,500		2,857
05 Communication service		300		300		162
06 Travel expenses		3,700		3,500		1,610
07 Transportation of things		100		100		13
08 Printing, binding, photographing, etc.		200		200		95
10 Furnishing of heat, light, power, water, and electricity		650		600		323
11 Rents		100		100		37
12 Repairs and alterations		5,500		5,000		2,720
13 Special and miscellaneous expenses		1,050		873		183
30 Equipment		4,000		4,000		1,871
32 Structures and parts and nonstructural improvements to land						135
Total other obligations		24,000		23,173		10,006
Net total obligations		92,000		88,500		93,792
Estimated savings and unobligated balances				15,022		31,208
Total estimate or appropriation		92,000		103,522		125,000

Tribal funds—

Insect control work, Klamath Indian Reservation, Oregon (tribal funds): For continuation of forest insect control work on the Klamath Indian Reservation in Oregon, **[\$20,000]** \$10,000, payable from funds on deposit in the Treasury to the credit of the Klamath Indians (U.S.C., title 25, sec. 123; act Feb. 17, 1933, 47 Stat., p. 826).

By objects	Obligations		
	Estimate, 1935	Estimate, 1934	Actual, 1933
PERSONAL SERVICES, FIELD			
01 Personal services, net	\$7,000	\$6,500	\$11,692
OTHER OBLIGATIONS			
02 Supplies and materials	2,000	2,000	6,497
06 Travel expenses	100	100	27
12 Repairs and alterations	500	500	250
13 Special and miscellaneous expenses	200	100	10
30 Equipment	200	200	90
Total other obligations	3,000	2,900	6,874
Grand total obligations	10,000	9,400	18,566
Estimated savings and unobligated balances		+10,600	+1,434
Total estimate or appropriation	10,000	20,000	20,000
Deduct amount transferred from "Miscellaneous trust funds of Indian tribes"	-10,000	-20,000	-20,000

Suppressing Forest Fires on Indian Reservations—

For the suppression or emergency prevention of forest fires on or threatening Indian reservations, **[\$40,000]** \$25,000, together with \$25,000 from funds held by the United States in trust for the respective tribes of Indians interested: *Provided*, That not to exceed \$50,000 of appropriations herein made for timber operations and for support and administration purposes may be transferred, upon the approval of the Secretary of the Interior, for fire suppression or emergency prevention purposes, and allotments of funds so transferred shall be made by the Secretary of the Interior only after the obligation for the expenditure has been incurred: *Provided further*, That any diversions of appropriations made hereunder shall be reported to Congress in the annual Budget (U.S.C., title 25, sec. 13; act Feb. 17, 1933, 47 Stat., p. 826).

Estimate 1935, **\$25,000**Appropriated 1934, **\$40,000**

Suppressing Forest Fires on Indian Reservations—Continued.

By objects	Obligations		
	Estimate, 1935	Estimate, 1934	Actual, 1933
01 Personal services (net).....	\$38,000	\$40,000	\$20,488
OTHER OBLIGATIONS			
02 Supplies and materials.....	6,000	5,000	2,580
06 Travel expenses.....	100	100	68
07 Transportation of things.....	200	200	37
11 Rents.....	1,000	1,000	727
12 Repairs and alterations.....	300	300	139
13 Special and miscellaneous expenses.....	2,400	2,400	2,147
30 Equipment.....	2,000	1,000	771
Total other obligations.....	12,000	10,000	6,469
Grand total obligations.....	50,000	50,000	26,957
Deduct amount transferred from "Miscellaneous trust funds of Indian tribes".....	-25,000	-25,000	-25,000
Net total obligations.....	25,000	25,000	1,957
Estimated savings and unobligated balances:			
Treasury.....		15,000	38,474
Tribal.....			9,569
Total estimate or appropriation.....	25,000	40,000	50,000

NOTE.—There were no diversions under this authorization during the fiscal year 1933.

Supervising Mining Operations on Leased Indian Lands—

For transfer to the Geological Survey for expenditures to be made in inspecting mines and examining mineral deposits on Indian lands and in supervising mining operations on restricted, tribal, and allotted Indian lands leased under the provisions of the Acts of February 28, 1891 (26 Stat., p. 795), May 27, 1908 (35 Stat., p. 312), March 3, 1909 (U.S.C., title 25, sec. 396), and other Acts authorizing the leasing of such lands for mining purposes, **[\$60,000]** \$62,000 (U.S.C., title 25, sec. 396; title 43, sec. 31; acts Feb. 28, 1891, 26 Stat., p. 795; May 27, 1908, 35 Stat., p. 312; Feb. 17, 1933, 47 Stat., p. 827).

Estimate 1935, **\$62,000**

Appropriated 1934, **\$60,000**

By objects	Obligations		
	Estimate, 1935	Estimate, 1934	Actual, 1933
Transfer to Geological Survey.....	\$62,000	\$60,000	\$69,000
Deduct in 1933 amount transferred from "Improvements, Fort Hall irrigation project, Idaho (reimbursable)".....			-9,000
Total estimate or appropriation.....	62,000	60,000	60,000

Obtaining Employment for Indians—

For the purpose of obtaining remunerative employment for Indians, **[\$21,160, and \$30,000 of the unexpended balance for this purpose for the fiscal year 1933 is continued available for the same purpose for the fiscal year 1934]** \$37,150, (U.S.C., title 25, sec. 13; act Feb. 17, 1933, 47 Stat., p. 827).

Estimate 1935, **\$37,150**

Appropriated 1934, **\$21,160**

By objects	Obligations					
	Estimate, 1935		Estimate, 1934		Actual, 1933	
PERSONAL SERVICES, FIELD	Posi- tions	Av. salary	Posi- tions	Av. salary	Posi- tions	Av. salary
Clerical, administrative, and fiscal service:						
Grade 12. Director of employment	1	\$4,600	1	\$4,600	1	\$4,600
Grade 7. Assistant guidance and place- ment officer			1	2,600	3.5	2,643
Grade 5. Assistant guidance and place- ment officer	3	2,000	2	2,000	0.4	2,000
Senior employment agent	4	2,000	2	2,000	0.6	2,000
Senior placement matron			2	2,000	4	2,000
Grade 4. Employment agent	1	1,800				
Grade 3. Assistant employment agent	3	1,620				
Overseer			1	1,980	1	1,980
Assistant clerk			4	1,620	1	1,620
Grade 2. Junior clerk	2	1,440	1	1,440	0.5	1,440
Total permanent, field	14	28,140	14	29,100	12	28,171
Deduct lapses and administrative furloughs		-1,140		-4,860		
Net permanent positions, field		27,000		24,240		28,171
Temporary employees, field		1,500		2,000		1,535
All personal services, field		28,500		26,240		29,706
Deduct subsistence and quarters furnished		250		216		720
		28,250		26,024		28,986
Deduct legislative reductions		2,850		3,935		2,817
01 Personal services, net		25,400		22,089		26,169

Obtaining Employment for Indians—Continued.

By objects	Obligations		
	Estimate, 1935	Estimate, 1934	Actual, 1933
OTHER OBLIGATIONS			
02 Supplies and materials.....	\$1,500	\$1,700	\$1,755
05 Communication service.....	800	800	760
06 Travel expenses.....	6,000	6,000	5,473
07 Transportation of things.....	40	40	26
08 Printing, binding, photographing, etc.....			10
10 Furnishing of heat, light, power, water, and electricity.....	500	500	409
11 Rents.....	1,200	2,200	4,886
12 Repairs and alterations.....	800	700	583
13 Special and miscellaneous expenses.....	60	176	73
30 Equipment.....	850		2,453
Total other obligations.....	11,750	12,116	16,428
Grand total obligations.....	37,150	34,205	42,597
1931 appropriation obligated in 1933.....			-12,492
1933 appropriation obligated in 1934.....		-13,840	+13,840
1932 appropriation available for 1934.....		-16,160	
Transfer to "Support of Indians and administration of Indian property".....			+7,200
Net total obligations.....	37,150	4,205	51,145
Estimated savings and unobligated balance.....		16,955	8,855
Total estimate or appropriation.....	37,150	21,160	60,000

Agriculture and Stockraising Among Indians—

For the purpose of developing agriculture and stock raising among the Indians, including necessary personnel, traveling and other expenses, and purchase of supplies and equipment, **[\$355,000]** \$342,850, of which not to exceed \$15,000 may be used to conduct agricultural experiments and demonstrations on Indian school or agency farms and to maintain a supply of suitable plants or seed for issue to Indians (U.S.C., title 25, sec. 13; act Feb. 17, 1933, 47 Stat., p. 827).

Estimate 1935, **\$342,850**

Appropriated 1934, **\$355,000**

By objects	Obligations					
	Estimate, 1935		Estimate, 1934		Actual, 1933	
PERSONAL SERVICES, FIELD	Posi- tions	Av. salary	Posi- tions	Av. salary	Posi- tions	Av. salary
Professional service:						
Grade 4. Supervisor of livestock.....	1	\$4,000	1	\$4,000	1	\$4,000
Subprofessional service:						
Grade 8. Agricultural extension agent.....	24	2,958	24	2,958	23.3	2,961
Home extension agent.....	2	2,600				
Clerical, administrative, and fiscal service:						
Grade 5. Senior clerk.....			0.3	2,100	1	2,100
Grade 3. Assistant clerk.....	1	1,620	0.7	1,620		
Grade 2. Junior clerk.....			0.3	1,440	1	1,440
Custodial service:						
Grade 7. Farm agent.....	29	1,860	29	1,860	27.8	1,860
Farmer.....	2	1,920	2	1,920	2	1,920
Grade 6. Superintendent of livestock.....	3	1,800	2.7	1,800	2	1,950
Farmer.....	2	1,740	2	1,740	3	1,740
Stockman.....	2	1,710	2	1,710	3	1,740
Grade 5. Farmer.....	48	1,680	56	1,680	72.3	1,671
Stockman.....	26	1,580	26.3	1,581	28	1,585
Grade 3. Laborer.....	3	1,230	3	1,230	3	1,230
Grade 2. Farm aid.....	15	1,080				
Total permanent, field.....	158	291,792	149.3	288,388	167.4	315,562
Deduct lapses and administrative furloughs.....		2,792		2,000		3,924
Net permanent, field.....		289,000		284,088		311,638
Temporary employees, field.....		2,500		3,000		2,700
All personal services, field.....		291,500		287,088		314,338
Deduct subsistence and quarters furnished.....		22,500		24,400		25,638
		269,000		262,688		288,700
Deduct legislative reductions.....		29,150		43,408		30,400
01 Personal services (net).....		239,850		219,280		258,300
OTHER OBLIGATIONS						
02 Supplies and materials.....		30,000		30,000		26,218
05 Communication service.....		1,000		1,000		1,193
06 Travel expenses.....		23,800		20,000		16,157
07 Transportation of things.....		800		800		825
08 Printing, binding, photographing, etc.....		800		800		826
10 Furnishing of heat, light, power, water, and electricity.....		2,500		2,500		2,570
11 Rents.....						47
12 Repairs and alterations.....		22,000		20,000		16,390
13 Special and miscellaneous expenses.....		500		620		385
30 Equipment.....		21,600		20,000		15,797
Total other obligations.....		103,000		95,720		80,408
Net total obligations.....		342,850		315,000		338,708
Estimated savings and unobligated balances.....				+40,000		+43,292
Total estimate or appropriation.....		342,850		355,000		382,000

Industry Among Indians—

For the purpose of encouraging industry and self-support among the Indians and to aid them in the culture of fruits, grains, and other crops, **[\$449,200] \$325,000**, which sum may be used for the purchase of seeds, animals, machinery, tools, implements, and other equipment necessary, and for advances to Indians having irrigable allotments to assist them in the development and cultivation thereof, in the discretion of the Secretary of the Interior, to enable Indians to become self-supporting: *Provided*, That the expenditures for the purposes above set forth shall be under conditions to be prescribed by the Secretary of the Interior for repayment to the United States on or before June 30, **[1939] 1940**, except in the case of loans on irrigable lands for permanent improvement of said lands, in which the period for repayment may run for not exceeding twenty years, in the discretion of the Secretary of the Interior: *Provided further*, That **[\$150,000]** shall be immediately available **except** for expenditures for the benefit of the Pima Indians, **[and]** not to exceed \$25,000 of the amount herein appropriated shall be expended on any other one reservation or for the benefit of any other one tribe of Indians: **[Provided further]**, That no part of this appropriation shall be used for the purchase of tribal herds: **[Provided further]**, That the Secretary of the Interior is hereby authorized, in his discretion and under such rules and regulations as he may prescribe, to make advances from this appropriation to old, disabled, or indigent Indian allottees, for their support, to remain a charge and lien against their lands until paid: *Provided further*, That advances may be made to worthy Indian youths to enable them to take educational courses, including courses in nursing, home economics, forestry, and other industrial subjects in colleges, universities, or other institutions, and advances so made shall be reimbursed in not to exceed eight years, under such rules and regulations as the Secretary of the Interior may prescribe (*U.S.C., title 25, sec. 13; act Feb. 17, 1933, 47 Stat., p. 827*).

Estimate 1935, **\$325,000**Appropriated 1934, **\$449,200**

By objects	Obligations			
	Estimate, 1935	Estimate, 1934	Actual, 1933	
PERSONAL SERVICES, FIELD				
Subprofessional service:				
Grade 6. Instrumentman.....			1	\$2,000
Clerical, administrative, and fiscal service:				
Grade 4. Clerk.....			1	2,040
Grade 3. Assistant clerk.....			1	1,620
Grade 1. Underclerk.....			1	1,260
Custodial service:				
Grade 10. Foreman.....			1	2,700
Total permanent, field.....			5	9,620
Temporary employees, field.....	\$15,000	\$15,000		60,963
All personal services, field.....	15,000	15,000		70,583
Deduct subsistence and quarters furnished.....				840
	15,000	15,000		69,743
Deduct legislative reductions.....		2,250		962
01 Personal services, net.....	15,000	12,750		68,781
OTHER OBLIGATIONS				
02 Supplies and materials.....	50,000	50,000		51,028
06 Travel expenses.....				801
07 Transportation of things.....	18,500	15,000		10,272
08 Printing, binding, photographing, etc.....				16
11 Rents.....				767
12 Repairs and alterations.....	8,500	10,000		20,865
13 Special and miscellaneous expenses.....	70,000	60,000		54,330
30 Equipment.....	163,000	151,450		194,220
32 Structures and parts and nonstructural improvements to land.....				29,020
Total other obligations.....	310,000	236,450		361,319
Grand total obligations.....	325,000	299,200		430,100
1933 appropriation obligated in 1932.....				+4,053
Net total obligations.....	325,000	299,200		434,153
Estimated savings and unobligated balances.....		150,000		40,847
Total estimate or appropriation.....	325,000	449,200		475,000

National Industrial Recovery, Interior, Indians—

By objects	Obligations		
	Estimate, 1935	Estimate, 1934	Actual, 1933
Industry among Indians (Pima)			
30 Equipment.....	\$50,000	\$50,000	-----
32 Structures and parts and nonstructural improvements to land.....	350,000	550,000	-----
Total obligations.....	400,000	600,000	-----
1934 appropriations obligated in 1935.....	-400,000	+400,000	-----
Received by transfer from "Federal Emergency Administration of Public Works".....		-1,000,000	-----
Total estimate or appropriation.....			-----

Tribal funds—

Industrial assistance (tribal funds): For the construction of homes for individual members of the tribes; the purchase for sale to them of seed, animals, machinery, tools, implements, building material, and other equipment and supplies; and for advances to old, disabled, or indigent Indians for their support, and Indians having irrigable allotments to assist them in the development and cultivation thereof, the unexpended balances of **[the appropriations]** funds available under this head **[contained]** in the Interior Department Appropriation Act for the fiscal year **[1933] 1934**, and the Act of June 27, 1932 (47 Stat., p. 335), are hereby continued available during the fiscal year **[1934] 1935** **[together with the following amounts payable from tribal funds on deposit in the Treasury: San Carlos, Arizona, \$50,000; Kiowa, Comanche, and Apache, Oklahoma, \$75,000; Klamath, Oregon, \$3,000; Truxton Canyon, Arizona, \$15,000; in all, \$143,000]**: *Provided*, That the expenditures for the purposes above set forth shall be under conditions to be prescribed by the Secretary of the Interior for repayment to the United States on or before June 30, **[1939] 1940**, except in the case of loans on irrigable lands for permanent improvement of said lands in which the period for repayment may run for not exceeding twenty years, in the discretion of the Secretary of the Interior, and advances to old, disabled, or indigent Indians for their support, which shall remain a charge and lien against their land until paid: *Provided further*, That advances may be made to worthy Indian youths to enable them to take educational courses, including courses in nursing, home economics, forestry, and other industrial subjects in colleges, universities, or other institutions, and advances so made shall be reimbursed in not to exceed eight years, under such rules and regulations as the Secretary of the Interior may prescribe: *Provided further*, That all moneys reimbursed during the fiscal year **[1934] 1935** shall be credited to the respective appropriations and be available for the purposes of this paragraph (*U.S.C., title 25, sec. 13; act Feb. 17, 1933, 47 Stat., pp. 827-828*).

By objects	Obligations		
	Estimate, 1935	Estimate, 1934	Actual, 1933
PERSONAL SERVICES, FIELD			
01 Personal services (net).....	\$6,000	\$6,000	\$5,313
OTHER OBLIGATIONS			
02 Supplies and materials.....	30,000	50,000	13,893
06 Travel expenses.....	100	100	95
07 Transportation of things.....	3,000	5,000	2,130
12 Repairs and alterations.....	2,000	2,000	1,341
13 Special and miscellaneous expenses.....	10,000	10,000	8,808
30 Equipment.....	78,900	121,331	64,052
32 Structures and parts and nonstructural improvements to land.....	10,000	20,000	11,801
Total other obligations.....	134,000	208,431	102,120
Grand total obligations.....	140,000	214,431	107,433
Deduct collections expended.....	-120,000	-79,000	-49,350
1930 appropriation obligated in 1934.....	-20,000	-42,431	-33,083
Estimated savings and unobligated balances.....		+50,000	-----
Total estimate or appropriation.....		143,000	25,000
Deduct amount transferred from "Miscellaneous trust funds of Indian tribes".....		-143,000	-25,000

Suppressing Contagious Diseases Among Livestock of Indians—

For reimbursing Indians for livestock destroyed on account of being infected with dourine, and for expenses in connection with the work of eradicating and preventing dourine in livestock of Indians, to be expended under such rules and regulations as the Secretary of the Interior may prescribe, \$3,000 (U.S.C., title 25, sec. 13; act Feb. 17, 1933, 47 Stat., p. 828).

Appropriated 1934, \$3,000

By objects	Obligations		
	Estimate, 1935	Estimate, 1934	Actual, 1933
01 Personal services (net).....		\$1,700	\$5,147
OTHER OBLIGATIONS			
02 Supplies and materials.....		300	450
11 Rents.....			30
12 Repairs and alterations.....			26
13 Special and miscellaneous expenses.....			7
Total other obligations.....		300	513
Grand total obligations.....		2,000	5,660
Estimated savings and unobligated balances.....		1,000	3,340
Total estimate or appropriation.....		3,000	9,000

Eradication of Scabies in Sheep and Goats, Indian Service—

For assisting Indians in the eradication of scabies in their sheep and goats, \$5,000, which amount may be transferred by the Secretary of the Interior, with the approval of the Secretary of Agriculture, to the Bureau of Animal Industry, for direct expenditure (acts May 14, 1930, 46 Stat., p. 288; Feb. 17, 1933, 47 Stat., p. 828).

Appropriated 1934, \$5,000

By objects	Obligations		
	Estimate, 1935	Estimate, 1934	Actual, 1933
01 Personal services (net).....			\$21,435
OTHER OBLIGATIONS			
02 Supplies and materials.....			9,426
06 Travel expenses.....			162
07 Transportation of things.....			1,126
10 Furnishing of heat, light, power, water, and electricity.....			5
12 Repairs and alterations.....			581
30 Equipment.....			1,014
32 Structures and parts and nonstructural improvements to land.....			2,236
Total other obligations.....			14,550
Grand total obligations.....			35,985
Transferred to Department of Agriculture.....			+14,000
Net total obligations.....			49,985
Estimated savings and unobligated balances.....		\$5,000	15
Total estimate or appropriation.....		5,000	50,000

Total, industrial assistance and advancement, annual appropriations, general fund:

Estimate 1935, \$1,067,510 Appropriated 1934, \$1,233,881.67

DEVELOPMENT OF WATER SUPPLY

Water Supply for Indian Use and Increasing Grazing Range on Unallotted Indian Lands—

Developing water supply: For [improving springs, drilling wells, and otherwise] developing and conserving water for [Indian use,] domestic and stock purposes on lands of the Navajo and Hopi Indians in Arizona and New Mexico, the Papago Indians in Arizona, and the Pueblo Indians of New Mexico, including the purchase [construction,] and installation of pumping machinery, [tanks, troughs,] and other necessary equipment, and for operation and maintenance thereof, [and for necessary investigations and surveys for the purpose of increasing the available grazing

range on unallotted lands on Indian reservations; for the Navajo and Hopi Indians in Arizona and New Mexico, the Papago Indians in Arizona, and the Pueblo Indian lands in New Mexico, \$87,300] \$52,810 (U.S.C. title 25, sec. 13; act Feb. 17, 1933, 47 Stat., p. 828).

By objects	Obligations					
	Estimate, 1935		Estimate, 1934		Actual, 1933	
PERSONAL SERVICES, FIELD	Posi- tions	Av. salary	Posi- tions	Av. salary	Posi- tions	Av. salary
Professional service:						
Grade 4. Engineer.....					0.1	\$3,800
Grade 2. Assistant engineer.....					0.1	3,000
Subprofessional service:						
Grade 4. Draftsman.....	0.2	\$1,680	0.2	\$1,680	0.2	1,680
Grade 3. Instrumentman.....	0.7	1,660	0.7	1,560	0.7	1,560
Clerical, administrative, and fiscal service:						
Grade 7. Foreman general.....	1	2,800	1	2,800	1	2,800
Grade 2. Junior clerk.....	0.6	1,500	0.6	1,500	0.4	1,500
Custodial service:						
Grade 9. Foreman pumping station.....	1	2,400	1	2,400	1	2,400
Grade 8. Machinist.....	1.5	2,100	1.5	2,100	2	2,100
Mechanic (well driller).....	0.5	2,000	0.4	2,000	0.1	2,000
Grade 7. Foreman.....	5	1,920	4.5	1,920	6	1,920
Grade 4. Mechanic, auto.....	0.5	1,260	0.4	1,260	0.4	1,260
Total permanent, field.....	11	21,908	10.3	20,622	12	24,332
Temporary employees, field.....		9,992		15,996		24,234
All personal service, field.....		31,900		36,618		48,566
Deduct subsistence and quarters furnished.....		400		400		518
		31,500		36,218		48,048
Deduct leglative reductions.....		3,190		5,493		3,696
01 Personal services (net).....		28,310		30,725		44,352
OTHER OBLIGATIONS						
02 Supplies and materials.....		3,800		3,250		5,824
05 Communication service.....		500		275		835
06 Travel expenses.....		750		600		1,987
07 Transportation of things.....		350		150		411
08 Printing, binding, photographing, etc.....		100		100		404
10 Furnishing of heat, light, power, water, and electricity.....		50		50		71
11 Rents.....		350		350		559
12 Repairs and alterations.....		4,500		4,500		6,347
30 Equipment.....		1,000		550		1,310
32 Structures and parts and nonstructural improvements to land.....		13,100		9,450		34,204
Total, other obligations.....		24,500		19,275		51,952
Net total obligations.....		52,810		50,000		96,304
Estimated savings and unobligated balance.....				37,300		+3,696
Total estimate or appropriation.....		52,810		87,300		100,000

National Industrial Recovery, Interior, Indians—

By objects	Obligations		
	Estimate, 1935	Estimate, 1934	Actual, 1933
Developing stock water			
12 Repairs and alterations.....	\$20,000	\$30,000	
1934 appropriations obligated in 1935.....	-20,000	+20,000	
Received by transfer from "Federal Emergency Administration of Public Works".....		-50,000	
Total estimate or appropriation.....			

Tribal funds—

Water supply for Indian use and increasing grazing range on unallotted Indian land (tribal funds): For improving springs, drilling wells, and otherwise developing and conserving water for Indian use, including the purchase, construction, and installation of pumping machinery, tanks, troughs, and other necessary equipment, for operation and maintenance thereof, and for necessary investigations and surveys for the purpose of increasing the available grazing range on unallotted lands on Indian reservations: For the Mescalero Reservation, New Mexico, \$5,000; for the Ute Mountain Reservation, Colorado, \$3,000; for the Jicarilla Reservation, New Mexico, \$6,000; for the Truxton Canyon Reservation, Arizona, \$3,000; in all, \$17,000; to be paid from funds held in trust for said tribes of Indians, respectively, by the United States (U.S.C., title 25, sec. 13; act Feb. 17, 1933, 47 Stat., p. 828).

Tribal funds—Continued.

By objects	Obligations		
	Estimate, 1935	Estimate, 1934	Actual, 1933
32 Structures and parts and nonstructural improvements to land			\$20,305
Estimated savings and unobligated balances		\$17,000	8,695
Total estimate or appropriation		17,000	29,000
Deduct amount transferred from "miscellaneous trust funds of Indian tribes"		-17,000	-29,000

Total, development of water supply, annual appropriations, general fund:

Estimate 1935, **\$52,810** Appropriation 1934, **\$87,300**

IRRIGATION AND DRAINAGE

Irrigation, Indian Reservations (Reimbursable)—

For the construction, repair, and maintenance of irrigation systems, and for purchase or rental of irrigation tools and appliances, water rights, ditches, and lands necessary for irrigation purposes for Indian reservations and allotments; for operation of irrigation systems or appurtenances thereto when no other funds are applicable or available for the purpose; for drainage and protection of irrigable lands from damage by floods or loss of water rights, upon the Indian irrigation projects named below, in not to exceed the following amounts, respectively:

Miscellaneous projects, **\$13,000**; Arizona: Ak Chin, **\$5,700**; **\$3,800**; Chiu Chui, **\$3,800**; Navajo and Hopi, miscellaneous projects, Arizona and New Mexico, **\$7,500**; **\$4,500**; **\$2,000**; Morongo, **\$3,200**; **\$3,500**; Pala and Rincon, **\$1,950**; **\$2,000**; Colorado: Southern Ute, **\$15,250**; **\$9,300**; Nevada: Walker River, **\$8,750**; **\$6,300**; Western Shoshone, **\$5,000**; **\$4,800**; New Mexico: Miscellaneous pueblos, **\$4,900**; Zuni, **\$9,500**; **\$4,800**; Washington: Colville, **\$4,100**; **\$4,000**;

For necessary miscellaneous expenses incident to the general administration of Indian irrigation projects, including pay of employees and their traveling and incidental expenses, **\$76,225**; **\$72,000**;

In all, for irrigation on Indian reservations, not to exceed **\$161,500**, **\$130,000**, reimbursable: *Provided*, That no part of this appropriation shall be expended on any irrigation system or reclamation project for which public funds are or may be otherwise available: *Provided further*, That the foregoing amounts [appropriated for such purposes] shall be available interchangeably, in the discretion of the Secretary of the Interior, for the necessary expenditures for damages by floods and other unforeseen exigencies, but the amount so interchanged shall not exceed in the aggregate 10 per centum of all the amounts so appropriated: *Provided further*, That the cost of irrigation projects and of operating and maintaining such projects where reimbursement thereof is required by law shall be apportioned on a per acre basis against the lands under the respective projects and shall be collected by the Secretary of the Interior as required by such law, and any unpaid charges outstanding against such lands shall constitute a first lien thereon which shall be recited in any patent or instrument issued for such lands (*U.S.C., title 25, secs. 381, 385; acts June 25, 1910, 36 Stat., p. 858, sec. 13; Aug. 1, 1914, 38 Stat., p. 532; Feb. 17, 1933, 47 Stat., p. 829*).

Estimate 1935, **\$130,000** Appropriated 1934, **\$161,500**

By objects	Obligations					
	Estimate, 1935		Estimate, 1934		Actual, 1933	
PERSONAL SERVICES, FIELD	Posi- tions	Av. salary	Posi- tions	Av. salary	Posi- tions	Av. salary
Professional service:						
Grade 6. Director of irrigation	1	\$5,600	1	\$5,600	1	\$5,600
Grade 5. Assistant director of irrigation	1	5,200	1	5,200	1	5,200
Supervising engineer	4	4,800	4	4,800	4.6	4,800
Grade 4. Chief field counsel			1	4,000	1	4,000
Grade 3. District counsel			3	3,800	3	3,800
Engineer					0.3	3,800
Associate engineer	1	3,500				
Field cost accountant					0.8	3,500
Assistant engineer	1	3,200				
Grade 2. Engineer	1	3,000			0.1	3,000
Assistant engineer	1	2,900	1	2,900	1	2,900

Irrigation, Indian Reservations (Reimbursable)—Continued.

By objects	Obligations					
	Estimate, 1935		Estimate, 1934		Actual, 1933	
	Posi- tions	Av. salary	Posi- tions	Av. salary	Posi- tions	Av. salary
PERSONAL SERVICES, FIELD—continued						
Subprofessional service:						
Grade 5. Instrumentman			0.5	\$1,980	1.5	\$1,980
Clerical, administrative, and fiscal service:						
Grade 8. Principal clerk	4	\$2,900	4	2,900	4	2,900
Grade 5. Senior clerk	2	2,100				
Grade 4. Clerk	2	1,860	1	1,860	1	1,860
Grade 3. Clerk	1	1,620				
Assistant clerk	1	1,620	1	1,620	1	1,620
Grade 2. Junior clerk	3	1,500	0.4	1,500	0.4	1,500
Custodial service:						
Grade 9. Foreman	1	2,400	1	2,400	1	2,400
Dragline operator	0.1	2,400	0.1	2,400	0.3	2,400
Grade 8. Operator pumping station	1	2,100	1	2,100	1.5	2,100
Grade 6. Foreman	0.5	1,740	0.4	1,740	0.8	1,740
Tractor operator					0.1	1,680
Grade 5. Mechanic, auto	0.1	1,500	0.1	1,500	0.3	1,500
Foreman	0.2	1,500	0.1	1,500	0.2	1,500
Grade 4. Carpenter	0.4	1,380	0.3	1,380	0.7	1,380
Watermaster	0.2	1,380	0.1	1,380	0.3	1,380
Blacksmith	0.1	1,320	0.1	1,320	0.2	1,320
Grade 3. Truckdriver	0.5	1,260	0.5	1,260	1.3	1,260
Chainman	0.1	1,200	0.1	1,200	0.2	1,200
Total permanent, field	27.2	77,630	21.7	72,140	27.6	86,172
Temporary employees, field		22,820		33,065		29,922
All personal services, field		100,450		105,205		116,094
Deduct subsistence and quarters furnished		450		425		448
		100,000		104,780		115,646
Deduct legislative reductions		10,000		15,780		7,059
01 Personal services (net)		90,000		89,000		108,587
OTHER OBLIGATIONS						
02 Supplies and materials		5,000		4,500		6,776
05 Communication service		600		500		705
06 Travel expenses		7,000		7,000		11,931
07 Transportation of things		1,900		1,200		2,570
08 Printing, binding, photographing, etc.		500		300		506
10 Furnishing of heat, light, power, water, and electricity		50		50		39
11 Rents		3,500		3,500		3,598
12 Repairs and alterations		7,300		4,000		5,589
13 Special and miscellaneous expenses		250		100		152
30 Equipment		1,900		1,500		3,114
32 Structures and parts and nonstructural improvements to land		12,000		13,350		44,882
Total other obligations		40,000		36,000		79,862
Grand total obligations		130,000		125,000		188,449
Deduct expenditures from collections						-1,510
Deduct in 1933 amount transferred from "Completion of Wapato project"						-7,416
Deduct deficiency appropriation obligated in 1933						-11,000
Deduct 1929-32 appropriations obligated in 1933						-12,582
Net total obligations		130,000		125,000		155,941
Estimated savings and unobligated balance				36,500		7,059
Total estimate or appropriation		130,000		161,500		163,000

NOTE.—There were no diversions under this authorization during the fiscal year 1933.

National Industrial Recovery, Interior, Indians—

By objects	Obligations		
	Estimate, 1935	Estimate, 1934	Actual, 1933
Irrigation, Indian reservations			
12 Repairs and alterations	\$30,000	\$36,000	
32 Structures and parts and nonstructural improvements to land	991,200	863,200	
Total obligations	1,021,200	899,200	
1934 appropriations obligated in 1935	-1,021,200	+1,021,200	
Received by transfer from "Federal Emergency Administration of Public Works"		-1,920,400	
Total estimate or appropriation			

Irrigation, San Carlos and Florence-Casa Grande Projects, Arizona (Reimbursable)—

For operation and maintenance, of the San Carlos project for the irrigation of Indian lands in the Gila River Indian Reservation, [and in the Casa Grande Valley,] Arizona, [including not more

than \$5,000 for crop and improvement damages and not more than \$5,000 for purchases of rights of way, \$143,500; for continuing construction, \$77,100, including \$54,000 for purchase or construction of transmission and distribution lines; in all, \$220,600] \$82,300, reimbursable (acts May 18, 1916, 39 Stat., p. 130, sec. 2; June 7, 1924, 43 Stat., pp. 475-476; Feb. 17, 1933, 47 Stat., p. 829).

Estimate 1935, \$82,300

Appropriated 1934, \$220,600

By objects	Obligations					
	Estimate, 1935		Estimate, 1934		Actual, 1933	
PERSONAL SERVICES, FIELD	Posi- tions	Av. salary	Posi- tions	Av. salary	Posi- tions	Av. salary
Professional service:						
Grade 9. Consulting electrical engineer.....					0.1	\$10,000
Grade 4. Engineer.....	1	\$4,000	0.7	\$4,000	0.7	4,000
Grade 3. Hydrographic engineer.....					0.1	3,800
Associate engineer.....	0.7	3,500	0.3	3,500	0.7	3,500
Grade 2. Assistant engineer.....	1.5	2,900	2	2,900	1.9	2,900
Subprofessional service:						
Grade 6. Instrument man.....	1.7	2,300	2	2,300	3.3	2,300
Clerical, administrative, and fiscal service:						
Grade 8. Superintendent of construction.....					1	3,000
Foreman power plant.....	1	3,000	1	3,000	1	3,000
Grade 7. Operator, dragline chief.....					1	2,700
Principal clerk.....	1	2,600	1	2,600	1	2,600
Watermaster.....	1	2,600	1	2,600	1	2,600
Grade 5. Senior clerk.....	1	2,000	1	2,000	1	2,000
Grade 4. Clerk.....	1	1,800	1	1,800	1.3	1,800
Grade 3. Timekeeper.....	1	1,740	1	1,740	1.6	1,740
Grade 2. Junior clerk.....	0.5	1,500	1	1,500	1	1,500
Custodial service:						
Grade 9. Machinist.....					0.5	2,700
Grade 8. Foreman.....	1	2,200	1	2,200	1	2,200
Operator, ditch cleaner.....	2	2,100	3	2,100	1.5	2,100
Operator, dragline.....	5	2,100	7.6	2,100	7.6	2,100
Grade 7. Blacksmith.....	1	1,920	1	1,920	0.9	1,920
Operator, power plant.....	2	1,920	3	1,920	2.1	1,920
Ditch riders, with auto.....	4	1,800	4	1,800	4	1,800
Gate tender.....	1	1,800	1	1,800	1	1,800
Motor-truck driver-mechanic.....	1	1,800	1	1,800	0.8	1,800
Carpenter.....	1	1,800	1	1,800	1.9	1,800
Grade 6. Mechanic, concrete worker.....					0.4	1,620
Grade 5. Operator power plant, junior.....			0.5	1,560	0.9	1,560
Chainman.....	1	1,500	1	1,500	2.1	1,500
Grade 4. Motor-truck driver.....	3	1,320	4	1,320	4.5	1,320
Grade 3. Subforeman.....	1.5	1,200	2	1,200	1.5	1,200
Total permanent, field.....	34.9	71,720	42.1	84,190	48.4	97,476
Temporary employees, field.....		24,280		45,455		62,269
All personal services, field.....		96,000		129,645		159,745
Deduct subsistence and quarters furnished.....		1,000		1,200		1,577
Deduct legislative reductions.....		95,000		128,445		158,168
		9,600		19,445		13,417
01 Personal services (net).....		85,400		109,000		144,751
OTHER OBLIGATIONS						
02 Supplies and materials.....		8,000		11,500		12,750
05 Communication service.....		200		350		412
06 Travel expenses.....		1,000		2,000		2,203
07 Transportation of things.....		800		1,500		1,969
08 Printing, binding, photographing, etc.....		125		150		390
10 Furnishing of heat, light, power, water, and electricity.....		2,100		2,900		3,368
11 Rents.....		750		1,000		1,142
12 Repairs and alterations.....		2,000		7,800		8,267
13 Special and miscellaneous expenses.....		100		100		124
30 Equipment.....		1,350		7,600		9,187
32 Structures and parts and nonstructural improvements to land.....		1,075		4,740		4,756
Total, other obligations.....		17,500		39,640		44,568
Grand total, obligations.....		102,900		148,640		189,319
Deduct expenditures from collections.....		20,600		-12,000		-12,330
1932 appropriation obligated in 1933.....						-115,406
Net total obligations.....		82,300		136,640		61,583
Estimated savings and unobligated balances.....				83,960		13,417
Total estimate or appropriation.....		82,300		220,600		75,000

National Industrial Recovery Act, Interior, Indians—

By objects	Obligations		
	Estimate, 1935	Estimate, 1934	Actual, 1933
Irrigation (Pima) Gila River, Ariz.			
32 Structures and parts and nonstructural improvements to land.....	\$750,000	\$900,000	
1934 appropriations obligated in 1935.....	-750,000	+900,000	
Received by transfer from "Federal Emergency Administration of Public Works".....		-1,650,000	
Total estimate or appropriation.....			

Improvement, Maintenance, and Operation, Irrigation System, Colorado River Reservation, Ariz. (Reimbursable)—

For improvement, operation, and maintenance of the pumping plants and irrigation system on the Colorado River Indian Reservation, Arizona, as provided in the Act of April 4, 1910 (36 Stat., p. 273), [\$12,010] \$10,200, reimbursable (acts Apr. 4, 1910, 36 Stat., p. 273, sec. 3; Feb. 17, 1933, 47 Stat., p. 829).

Estimate 1935, \$10,200

Appropriated 1934, \$12,010

By objects	Obligations					
	Estimate, 1935		Estimate, 1934		Actual, 1933	
PERSONAL SERVICES, FIELD	Posi- tions	Av. salary	Posi- tions	Av. salary	Posi- tions	Av. salary
Professional service:						
Grade 2. Assistant engineer.....	0.7	\$3,200	0.8	\$3,200	0.9	\$3,200
Clerical, administrative, and fiscal service:						
Grade 5. Senior clerk.....					0.1	2,400
Foreman pumping station.....	1	2,300	1	2,300	1	2,300
Watermaster.....	1	2,200	1	2,200	1	2,200
Grade 4. Clerk.....	1	1,800	1	1,800		
Grade 2. Junior clerk.....					0.2	1,500
Custodial service:						
Grade 7. Operator pumping station.....	2	1,980	2	1,980	2.1	1,980
Grade 6. Operator, ditch cleaner.....	0.5	1,680	0.6	1,680	0.9	1,680
Grade 5. Ditch rider.....	1	1,560	1	1,560	1.7	1,560
Total permanent, field.....	7.2	14,700	7.4	15,188	7.9	16,042
Temporary employees, field.....		3,747		6,685		5,689
All personal services, field.....		18,447		21,873		21,731
Deduct subsistence and quarters furnished.....		447		447		515
Deduct legislative reductions.....		18,000		21,426		21,216
		1,800		3,281		1,892
01 Personal services (net).....		16,200		18,145		19,324
OTHER OBLIGATIONS						
02 Supplies and materials.....		1,510		2,470		2,870
05 Communication service.....		5		5		3
06 Travel expenses.....		200		300		561
07 Transportation of things.....		600		1,400		2,723
08 Printing, binding, photographing, etc.....		25		25		16
12 Repairs and alterations.....		2,800		3,800		2,520
13 Special and miscellaneous expenses.....		10		10		8
30 Equipment.....		700		700		5,849
32 Structures and parts and nonstructural improvements to land.....		1,250		1,955		371
Total other obligations.....		7,100		10,665		14,921
Grand total obligations.....		23,300		28,810		34,245
Deduct expenditures from collections.....		-13,100		-20,000		-14,245
Net total obligations.....		10,200		8,810		20,000
Estimated savings and unobligated balances.....				3,200		
Total estimate or appropriation.....		10,200		12,010		20,000

National Industrial Recovery, Interior, Indians—

By objects	Obligations		
	Estimate, 1935	Estimate, 1934	Actual, 1933
Irrigation, Colorado River, Ariz.			
32 Structures and parts and nonstructural improvements to land.....	\$50,000	\$100,000	
1934 appropriations obligated in 1935.....	-50,000	+50,000	
Received by transfer from "Federal Emergency Administration of Public Works".....		-150,000	
Total estimate or appropriation.....			

Maintenance and Operation, Ganado Irrigation Project, Navajo Reservation, Ariz. (Reimbursable)—

For operation and maintenance of the Ganado irrigation project, Arizona, reimbursable, [\$1,830] \$1,800 (U.S.C., title 25, sec. 13; act Feb. 17, 1933, 47 Stat., p. 829).

Estimate 1935, \$1,800

Appropriated 1934, \$1,830

By objects	Obligations					
	Estimate, 1935		Estimate, 1934		Actual, 1933	
PERSONAL SERVICES, FIELD	Posi- tions	Av. salary	Posi- tions	Av. salary	Posi- tions	Av. salary
Clerical, administrative, and fiscal service:						
Grade 3. Foreman.....	0.7	\$1,680	0.7	\$1,680	1	\$1,680
Total permanent, field.....	0.7	1,176	0.7	1,176	1	1,680

Maintenance and Operation, Ganado Irrigation Project, Navajo Reservation, Ariz. (Reimbursable)—Continued.

By objects	Obligations		
	Estimate, 1935	Estimate, 1934	Actual, 1933
PERSONAL SERVICES, FIELD—continued			
Temporary employees, field.....	\$768	\$858	\$1,172
All personal services, field.....	1,944	2,034	2,852
Deduct subsistence and quarters furnished.....	164	164	164
Deduct legislative reductions.....	1,780	1,870	2,688
01 Personal services (net).....	195	305	256
1,585	1,565	2,432	
OTHER OBLIGATIONS			
02 Supplies and materials.....	70	55	102
06 Travel expenses.....	25	15	35
11 Rents.....	40	-----	115
30 Equipment.....	25	25	41
32 Structures and parts and nonstructural improvements to land.....	55	75	912
Total other obligations.....	215	170	1,461
Grand total obligations.....	1,800	1,735	3,637
Deduct expenditures from collections.....	-----	-----	-893
Net total obligations.....	1,800	1,735	2,744
Estimated savings and unobligated balances.....	-----	95	256
Total estimate or appropriation.....	1,800	1,830	3,000

National Industrial Recovery, Interior, Indians—

By objects	Obligations		
	Estimate, 1935	Estimate, 1934	Actual, 1933
IRRIGATION, GANADO, ARIZ.			
32 Structures and parts and nonstructural improvements to land.....	\$10,000	\$20,000	-----
1934 appropriations obligated in 1935.....	-10,000	+10,000	-----
Received by transfer from "Federal Emergency Administration of Public Works".....	-----	-30,000	-----
Total estimate or appropriation.....	-----	-----	-----

Tribal funds—

Operation and maintenance, pumping plants, San Carlos Reservation, Arizona (tribal funds): For the operation and maintenance of pumping plants for the irrigation of lands on the San Carlos Reservation in Arizona, **[\$4,830]** \$4,870, to be paid from the funds held by the United States in trust for the Indians of such reservation: *Provided*, That the sum so used shall be reimbursed to the tribe by the Indians benefited, under such rules and regulations as the Secretary of the Interior may prescribe (*U.S.C., title 25, sec. 13; act Feb. 17, 1933, 47 Stat., p. 829*).

By objects	Obligations					
	Estimate, 1935		Estimate, 1934		Actual, 1933	
PERSONAL SERVICES, FIELD	Posi-	Av.	Posi-	Av.	Posi-	Av.
Clerical, administrative, and fiscal service:	tions	salary	tions	salary	tions	salary
Grade 2. Junior clerk.....					0.1	\$1,500
Custodial service:						
Grade 7. Operator, pumping station.....	0.5	\$2,100	0.5	\$2,100	0.5	2,100
Total permanent, field.....	0.5	1,050	0.5	1,050	0.6	1,200
Temporary employees, field.....		1,325		1,391		1,573
All personal services, field.....		2,375		2,441		2,773
Deduct subsistence and quarters furnished..		75		75		75
		2,300		2,336		2,698
Deduct legislative reductions.....		230		366		213
01 Personal services (net).....		2,070		2,000		2,485

Tribal funds—Continued.

By objects	Obligations		
	Estimate, 1935	Estimate, 1934	Actual, 1933
OTHER OBLIGATIONS			
02 Supplies and materials.....	\$525	\$500	\$577
05 Communication service.....	10	10	10
07 Transportation of things.....	200	225	260
11 Rents.....	-----	-----	2
12 Repairs and alterations.....	345	345	612
13 Special and miscellaneous expenses.....	50	50	53
30 Equipment.....	500	500	490
32 Structures and parts and nonstructural improvements to land.....	670	500	511
Total other obligations.....	2,300	2,130	2,515
Grand total obligations.....	4,370	4,130	5,000
Estimated savings and unobligated balances.....	-----	+700	-----
Total estimate or appropriation.....	4,370	4,830	5,000
Deduct amount transferred from "miscellaneous trust funds of Indian tribes....."	-4,370	-4,830	-5,000

National Industrial Recovery, Interior, Indians—

By objects	Obligations		
	Estimate, 1935	Estimate, 1934	Actual, 1933
Irrigation, San Carlos (Tribal), Ariz.			
32 Structures and parts and nonstructural improvements to land.....	\$10,000	\$15,000	-----
1934 appropriations obligated in 1935.....	-10,000	+10,000	-----
Received by transfer from "Federal Emergency Administration of Public Works".....	-----	-25,000	-----
Total estimate or appropriation.....	-----	-----	-----

Reclamation and Maintenance Charges, Yuma Project, Arizona and California (Reimbursable)—

For reclamation and maintenance charges on Indian lands within the Yuma Reservation, California, and on ten acres within each of the eleven Yuma homestead entries in Arizona under the Yuma reclamation project, **[\$19,500]** \$11,700, reimbursable (*acts Apr. 21, 1904, 33 Stat., p. 224, sec. 25; Mar. 4, 1929, 45 Stat., p. 1574; Feb. 17, 1933, 47 Stat., p. 830*).

Estimate 1935, **\$11,700**

Appropriated 1934, **\$19,500**

By objects	Obligations					
	Estimate, 1935		Estimate, 1934		Actual, 1933	
PERSONAL SERVICES, FIELD	Posi- tions	Av. salary	Posi- tions	Av. salary	Posi- tions	Av. salary
Professional service:						
Grade 2. Assistant engineer.....					0.1	\$3,200
Clerical, administrative, and fiscal service:						
Grade 5. Senior clerk.....					0.1	2,400
Total permanent, field.....					0.2	560
Temporary employees, field.....						57
All personal services, field.....						617
Deduct legislative reductions.....						73
01 Personal services (net).....						544
OTHER OBLIGATIONS						
13 Special and miscellaneous expenses.....		\$14,200		\$20,267		26,885
Grand total obligations.....		14,200		20,267		27,429
Deduct expenditures from collections.....		-2,500		-767		-27,429
Total estimate or appropriation.....		11,700		19,500		

Improvement, Maintenance, and Operation, Fort Hall Irrigation System, Idaho—

For improvements, maintenance, and operation of the Fort Hall irrigation system, Idaho, **[\$27,200]** \$22,500 (*acts Mar. 1, 1907, 34 Stat., p. 1024, sec. 1; Feb. 17, 1933, 47 Stat., p. 830*).

Estimate 1935, **\$22,500**

Appropriated 1934, **\$27,200**

Improvement, Maintenance, and Operation, Fort Hall Irrigation System, Idaho—Continued.

By objects	Obligations					
	Estimate, 1935		Estimate, 1934		Actual, 1933	
PERSONAL SERVICES, FIELD	Posi- tions	Av. salary	Posi- tions	Av. salary	Posi- tions	Av. salary
Professional service:						
Grade 3. Engineer.....	1	\$3,700	1	\$3,700	1	\$3,700
Assistant engineer.....	0.2	3,200	0.2	3,200	0.2	3,200
Subprofessional service:						
Grade 3. Instrument man.....	1	2,300	1	2,300	0.7	2,300
Clerical, administrative, and fiscal service:						
Grade 8. Principal clerk.....	1	2,900	1	2,900	1	2,900
Grade 5. Water master.....	1	2,200	1	2,200	1	2,200
Senior clerk.....	0.3	2,100	0.3	2,100	0.3	2,100
Grade 3. Clerk.....	0.2	1,860	0.2	1,860	0.2	1,860
Reservoir superintendent.....	1	1,860	1	1,860	1	1,860
Assistant clerk.....	0.2	1,620	0.2	1,620	0.3	1,620
Grade 2. Junior clerk.....	1	1,560	1	1,560	1	1,560
Custodial service:						
Grade 7. Subforeman.....	0.8	1,980	0.8	1,980	0.8	1,980
Ditch cleaner, with 2 horses.....	3	1,800	5	1,800	5	1,800
Ditch rider, with 2 horses.....	3	1,680	4	1,680	4	1,680
Total permanent, field.....	13.7	28,510	16.7	33,790	16.5	33,262
Temporary employees, field.....		11,122		16,080		11,714
All personal services, field.....		44,272		49,870		44,976
Deduct subsistence and quarters furnished.....		2,250		2,250		2,361
Deduct legislative reductions.....		42,022		47,620		42,615
		4,425		7,480		4,356
01 Personal services (net).....		37,597		40,140		38,259
OTHER OBLIGATIONS						
02 Supplies and materials.....		750		1,000		1,053
05 Communication service.....		150		300		245
06 Travel expenses.....		300		650		401
07 Transportation of things.....		500		750		1,071
08 Printing, binding, photographing, etc.....		25		25		21
09 Advertising and publication of notices.....		100		100		265
10 Furnishing of heat, light, power, water, and electricity.....		100		100		285
11 Rents.....		150		150		285
12 Repairs and alterations.....		550		2,000		1,008
13 Special and miscellaneous expenses.....		200		750		519
30 Equipment.....		500		2,000		556
32 Structures and parts and nonstructural improvements to land.....		1,653		8,735		4,607
Total other obligations.....		4,978		16,560		10,031
Grand total obligations.....		42,575		56,700		48,290
Deduct expenditures from collections.....		20,075		-35,000		-17,646
Net total obligations.....		22,500		21,700		30,644
Estimated savings and unobligated balances.....				5,500		4,356
Total estimate or appropriation.....		22,500		27,200		35,000

National Industrial Recovery, Interior, Indians—

By objects	Obligations		
	Estimate, 1935	Estimate, 1934	Actual, 1933
<i>Irrigation, Fort Hall, Idaho</i>			
32 Structures and parts and nonstructural improvements to land.....	\$7,500	\$10,000	
1934 appropriations obligated in 1935.....	-7,500	+7,500	
Received by transfer from "Federal Emergency Administration of Public Works".....		-17,500	
Total estimate or appropriation.....			

Improvements, Fort Hall Irrigation Project, Idaho (Reimbursable)—

For improvements to the Fort Hall irrigation project, Idaho, including payment of damage claims and purchase of rights of way, as authorized by and in accordance with the provisions of the Act of February 4, 1931 (46 Stat., p. 1061), the unexpended balance of the appropriation for this purpose contained in the Interior Department Appropriation Act for the fiscal year 1933 is continued available until June 30, 1934: *Provided*, That no part of this appropriation shall be available for expenditure until repayment contracts shall have been entered into in accordance with the provisions of the Act of February 4, 1931: *Provided further*, That no part of this appropriation shall be available for the extension of canals or ditches in connection with the Michaud Division (acts Feb. 4, 1931, 46 Stat., p. 1061; Feb. 17, 1933, 47 Stat., p. 830).

Improvements, Fort Hall Irrigation Project, Idaho (Reimbursable)—Continued.

By objects	Obligations		
	Estimate, 1935	Estimate, 1934	Actual, 1933
Transferred to:			
"Salaries, Bureau of Indian Affairs".....			+\$15,000
"Supervising mining operations on leased Indian lands".....			+9,000
"Support of Indians and administration of Indian property".....			+6,000
Total obligations.....			30,000
Estimated savings and unobligated balances.....			220,000
Total estimate or appropriation.....			250,000

Drainage, Kootenai Indian Allotments, Idaho (Reimbursable)—

For the purpose of carrying out the provisions of the Act approved May 29, 1928 (45 Stat., p. 938), to provide reclamation of Kootenai Indian allotments in Idaho within the exterior boundaries of drainage districts that may be benefited by drainage works of such districts, the unexpended balance of the appropriation of \$114,000 contained in the Act of March 4, 1929 (45 Stat., p. 1574), and continued available until June 30, 1933, is hereby continued available until June 30, 1934 (acts May 29, 1928, 45 Stat., p. 938; Feb. 17, 1933, 47 Stat., p. 830).

By objects	Obligations		
	Estimate, 1935	Estimate, 1934	Actual, 1933
06 Travel expenses.....			\$36
07 Transportation of things.....			1
13 Special and miscellaneous expenses.....			3,848
32 Structures and parts and nonstructural improvements to land.....		\$16,214	77,296
Total obligations.....		16,214	81,181
1931 appropriation obligated in 1933.....			-110,675
Estimated saving and unobligated balance.....			+13,280
1931 appropriation obligated in 1934.....		-16,214	+16,214
Total estimate or appropriation.....			

Maintenance and Operation, Irrigation Systems, Fort Belknap Reservation, Mont. (Reimbursable)—

For maintenance and operation, repairs, and purchase of stored waters, and continuation of construction of the irrigation systems on the irrigation systems, Fort Belknap Reservation, [in] Montana, [\$21,200,] \$13,500, reimbursable (U.S.C., title 25, sec. 145; acts June 10, 1896, 29 Stat., p. 351, sec. 8; Feb. 17, 1933, 47 Stat., p. 830).

Estimate 1935, \$13,500

Appropriated 1934, \$21,200

By objects	Obligations					
	Estimate, 1935		Estimate, 1934		Actual, 1933	
PERSONAL SERVICES, FIELD	Posi- tions	Av. salary	Posi- tions	Av. salary	Posi- tions	Av. salary
Professional service:						
Grade 1. Junior engineer.....	1	\$2,300	1	\$2,300	0.5	\$2,300
Clerical, administrative, and fiscal service:						
Grade 4. General foreman.....					0.5	1,920
Foreman.....	1	1,800	1	1,800	0.5	1,800
Grade 1. Foreman.....					0.5	1,500
Custodial service:						
Grade 5. Ditch rider, with horse.....	2	1,560	2	1,560	2	1,560
Total permanent, field.....	4	7,220	4	7,220	4	6,880
Temporary employees, field.....		5,760		8,050		7,633
All personal services, field.....		12,980		15,270		14,513
Deduct subsistence and quarters furnished.....		480		480		536
Deduct legislative reductions.....		1,300		2,290		1,374
01 Personal services (net).....		11,200		12,500		12,603
OTHER OBLIGATIONS						
02 Supplies and materials.....		500		1,775		872
05 Communication service.....		25		25		24
06 Travel expenses.....		75		150		657
07 Transportation of things.....		50		115		556
08 Printing, binding, photographing, etc.....		50		20		55
10 Furnishing of heat, light, power, water, and electricity.....		125		100		124

Maintenance and Operation, Irrigation Systems, Fort Belknap Reservation, Mont. (Reimbursable)—Continued.

By objects	Obligations		
	Estimate, 1935	Estimate, 1934	Actual, 1933
OTHER OBLIGATIONS—continued			
11 Rents.....	\$100	\$110	\$495
12 Repairs and alterations.....	950	1,900	1,010
13 Special and miscellaneous expenses.....	40	50	10
30 Equipment.....	625	1,455	612
32 Structures and parts and nonstructural improvements to land.....	435	3,300	482
Total other obligations.....	2,975	9,000	4,897
Grand total obligations.....	14,175	21,500	17,500
Deduct expenditures from collections.....	-675	-4,800	
Net total obligations.....	13,500	16,700	17,500
Estimated savings and unobligated balances.....		4,500	
Total estimate or appropriation.....	13,500	21,200	17,500

National Industrial Recovery, Interior, Indians—

By objects	Obligations		
	Estimate, 1935	Estimate, 1934	Actual, 1933
<i>Irrigation, Fort Belknap, Mont.</i>			
32 Structures and parts and nonstructural improvements to land.....	\$20,000	\$20,000	
1934 appropriations obligated in 1935.....	-20,000	+20,000	
Received by transfer from "Federal Emergency Administration of Public Works".....		-40,000	
Total estimate or appropriation.....			

Maintenance and Operation, Irrigation Systems, Fort Peck Reservation, Mont. (Reimbursable)—

For maintenance and operation of the Little Porcupine Division, the Big Porcupine Division, and not exceeding four thousand acres under the West Side Canal of the Poplar River Division, Fort Peck project, Montana, **\$5,650** \$6,500, reimbursable (*acts May 30, 1908, 35 Stat., p. 558, sec. 1; Feb. 17, 1933, 47 Stat., p. 830*).

Estimate 1935, **\$6,500**

Appropriated 1934, **\$5,650**

By objects	Obligations					
	Estimate, 1935		Estimate, 1934		Actual, 1933	
PERSONAL SERVICES, FIELD	Posi- tions	Av. salary	Posi- tions	Av. salary	Posi- tions	Av. salary
Clerical, administrative, and fiscal service:						
Grade 3. Watermaster.....	1	\$1,740	1	\$1,740	1	\$1,740
Custodial service:						
Grade 6. Ditch rider with horse.....	1	1,620	1	1,620	1	1,620
Grade 4. Ditch rider with horse.....	0.4	1,260	0.4	1,260	0.2	1,260
Total permanent, field.....	2.4	3,864	2.4	3,864	2.2	3,612
Temporary employees, field.....		3,028		4,244		1,894
All personal services, field.....		6,892		8,108		6,506
Deduct subsistence and quarters furnished.....		392		392		383
		6,500		7,716		6,123
Deduct legislative reductions.....		690		1,216		651
01 Personal services (net).....		5,810		6,500		5,472
OTHER OBLIGATIONS						
02 Supplies and materials.....		825		1,190		875
06 Travel expenses.....		50		100		46
07 Transportation of things.....		10		25		6
08 Printing, binding, photographing, etc.....		5		10		7
12 Repairs and alterations.....		500		500		241
30 Equipment.....		300		400		147
32 Structures and parts and nonstructural improvements to land.....		1,310		1,645		1,218
Total other obligations.....		3,000		3,870		2,540
Grand total obligations.....		8,810		10,370		8,012
Deduct expenditures from collections.....		2,310		—5,620		—3,012
Total estimate or appropriation.....		6,500		5,650		5,000

National Industrial Recovery, Interior, Indians—

By objects	Obligations		
	Estimate, 1935	Estimate, 1934	Actual, 1933
<i>Irrigation, Fort Peck, Mont.</i>			
32 Structures and parts and nonstructural improvements to land.....	\$5,000	\$10,000	
1934 appropriations obligated in 1935.....	-5,000	+5,000	
Received by transfer from "Federal Emergency Administration of Public Works".....		-15,000	
Total estimate or appropriation.....			

Irrigation Systems, Flathead Reservation, Mont. (Reimbursable)—

For operation and maintenance of the irrigation systems on the Flathead Indian Reservation, Montana, **\$12,000**; for completing Pablo Reservoir enlargement, \$35,000, to be immediately available; enlargement and improvement of Tabor feed canal, \$22,000; construction of Alder Creek and Lost Creek feed canals, \$12,000; purchase of water rights, Mission Creek, \$6,200; continuing construction of power distributing system, \$50,000; lateral systems betterment, \$20,000; miscellaneous engineering, surveys, and examinations, \$5,000; in all, not to exceed **\$152,000**, **\$11,000**, reimbursable: **Provided**, That the unexpended balance of the appropriation of \$55,000 contained in the Interior Department Appropriation Act, fiscal year 1932 (46 Stat., p. 1127) for purchase of sites for reservoirs, construction headquarters and administrative uses, is hereby made available for the same purpose until June 30, 1934: **Provided further**, That (with the consent of the irrigation districts on the Flathead irrigation project which have executed repayment contracts with the United States as required by law) the Secretary of the Interior may modify the terms of such contracts by requiring the operation and maintenance charges (not heretofore carried into construction costs and dealt with in the Act of March 7, 1928 (45 Stat., pp. 212-213)) to be paid over the same period of years and in like manner as the construction costs are to be paid under the terms of the public notice issued by such Secretary on November 1, 1930, as amended April 20, 1931: **Provided further**, That the first installment of such operation and maintenance charges shall be due and payable on the same date as the first installment of construction charges is due and payable, where modifications of the contracts are made pursuant hereto (*acts Apr. 30, 1908, 35 Stat., p. 83, sec. 1; Feb. 17, 1933, 47 Stat., pp. 830-831*).

Estimate 1935, **\$11,000**

Appropriated 1934, **\$152,000**

By objects	Obligations					
	Estimate, 1935		Estimate, 1934		Actual, 1933	
PERSONAL SERVICES, FIELD	Posi- tions	Av. salary	Posi- tions	Av. salary	Posi- tions	Av. salary
Professional service:						
Grade 4. Project engineer.....	1	\$4,200	0.9	\$4,200	1	\$4,200
Grade 3. Electrical engineer.....					0.2	3,500
Grade 3. Assistant engineer.....	1	3,400	1	3,400	1	3,400
Subprofessional service:						
Grade 5. Instrumentman.....	1	1,800	0.5	1,800	2	1,800
Clerical, administrative, and fiscal service:						
Grade 10. Power superintendent.....	1	3,500	1	3,500	1	3,500
Grade 7. Principal clerk.....	1	2,800	1	2,800	1	2,800
Grade 5. Water master.....	4	2,200	4	2,200	5	2,200
General foreman.....	1.5	2,000	0.6	2,000	2.6	2,000
Grade 4. Garageman.....	1	1,980	0.7	1,980	1	1,980
Lineman.....	1.2	1,920	1.2	1,920	3.2	1,920
Clerk.....	1.5	1,860	1.5	1,860	3	1,860
Electrical assistants.....	1	1,800	1	1,800	2	1,800
Grade 3. Operator, power house.....	2	1,740	2	1,740	2	1,740
Assistant clerk.....	1	1,620	1	1,620	1	1,620
Storekeeper.....	1	1,620	0.6	1,620	1	1,620
Timekeeper.....	1	1,620	1	1,620	1	1,620
Grade 2. Junior clerk.....	1	1,440	1	1,440	0.5	1,440
Custodial service:						
Grade 7. Operator, dragline.....	1.5	1,860	1.5	1,860	5.6	1,860
Foreman.....	1	1,800	0.4	1,800	0.7	1,800
Grade 6. Ditch rider, with auto.....	0.8	1,740	0.8	1,740	1.2	1,740
Grade 5. Ditch rider.....	1	1,560	1	1,560	1.5	1,560
Ditch rider, with horse.....	5.5	1,500	5.5	1,500	6.9	1,500
Operator, tractor.....	0.8	1,500	0.5	1,500	1	1,500
Blacksmith.....	0.5	1,500	0.3	1,500	0.7	1,500
Carpenter.....	0.3	1,500	0.3	1,500	0.9	1,500
Rodman.....	0.4	1,500	0.5	1,440		
Grade 4. Operator, grader.....	0.5	1,320	0.5	1,320	0.2	1,320
Subforeman.....	1	1,320	0.8	1,320	1.5	1,320
Total permanent, field.....	34.5	66,926	31.1	60,590	48.7	93,362
Temporary employees, field.....		22,324		35,810		171,418
All personal services, field.....		89,250		96,400		264,780
Deduct subsistence and quarters furnished.....		2,600		2,350		6,100
		86,650		94,050		258,680
Deduct legislative reductions.....		8,925		14,460		26,478
01 Personal services (net).....		77,725		79,590		232,202

Irrigation Systems, Flathead Reservation, Mont. (Reimbursable)—Con.

By objects	Obligations		
	Estimate, 1935	Estimate, 1934	Actual, 1933
OTHER OBLIGATIONS			
02 Supplies and materials.....	\$4,000	\$3,500	\$4,654
05 Communication service.....	75	75	101
06 Travel expenses.....	300	300	425
07 Transportation of things.....	750	700	1,598
08 Printing, binding, photographing, etc.....	25	25	8
10 Furnishing of heat, light, power, water, and electricity.....	1,000	1,000	1,386
11 Rents.....	650	650	773
12 Repairs and alterations.....	4,000	4,000	5,218
13 Special and miscellaneous expenses.....	350	350	432
30 Equipment.....	1,700	1,350	2,062
32 Structures and parts and nonstructural improvements to land.....	14,500	23,400	84,629
Total other obligations.....	27,350	35,410	101,286
Grand total obligations.....	105,075	115,000	333,488
Deduct expenditures from collections.....	94,075	-105,000	-80,966
1932 appropriation available for 1934.....		-53,500	
Estimated savings and unobligated balances.....		+195,500	+26,478
Total estimate or appropriation.....	11,000	152,000	1 279,000

¹ Includes deficiency appropriation, \$25,000, Second Deficiency Act, 1933.

National Industrial Recovery, Interior, Indians—

By objects	Obligations		
	Estimate, 1935	Estimate, 1934	Actual, 1933
<i>Irrigation, Flathead, Montana</i>			
32 Structures and parts and nonstructural improvements to land.....	\$240,000	\$300,000	
1934 appropriations obligated in 1935.....	-240,000	+240,000	
Received by transfer from "Federal Emergency Administration of Public Works".....		-540,000	
Total estimate or appropriation.....			

Improvement, Maintenance, and Operation, Irrigation Systems, Blackfeet Reservation, Mont. (Reimbursable)—

For improvement, maintenance, and operation, of the irrigation systems, Blackfeet Reservation, Montana, \$28,120 (reimbursable) (acts June 10, 1896, 29 Stat., p. 355, sec. 9, Feb. 17, 1933, 47 Stat., p. 831).

Appropriated 1934, \$28,120

By objects	Obligations					
	Estimate, 1935		Estimate, 1934		Actual, 1933	
PERSONAL SERVICES, FIELD	Posi- tions	Av. salary	Posi- tions	Av. salary	Posi- tions	Av. salary
Professional service:						
Grade 3. Project engineer					1	\$3, 200
Grade 2. Assistant engineer			0.1	\$2, 900	0.2	2, 900
Clerical, administrative, and fiscal service:						
Grade 6. Principal clerk			0.1	2, 400	1	2, 400
Grade 5. Water master			0.1	2, 100	2	2, 100
Grade 4. Clerk			0.1	1, 860	0.3	1, 860
Grade 3. Assistant clerk			0.1	1, 620	0.6	1, 620
Custodial service:						
Grade 7. Foreman					1.1	1, 800
Grade 6. Motor-truck driver-mechanic					1	1, 680
Grade 5. Ditch rider			1	1, 500	5	1, 500
Total permanent, field			1.5	2, 588	12.2	23, 070
Deduct subsistence and quarters furnished				30		1, 820
				2, 844		30, 174
Deduct legislative reductions				431		3, 199
01 Personal services (net)				2, 413		26, 975
OTHER OBLIGATIONS						
02 Supplies and materials				110		1, 960
05 Communication service				35		70

Improvement, Maintenance, and Operation, Irrigation Systems, Blackfeet Reservation, Mont. (Reimbursable)—Continued.

By objects	Obligations		
	Estimate, 1935	Estimate, 1934	Actual, 1933
[OTHER OBLIGATIONS—continued]			
06 Travel expenses.....		\$50	\$293
07 Transportation of things.....		250	1,868
10 Furnishing of heat, light, power, water, and electricity.....		100	498
11 Rents.....			347
12 Repairs and alterations.....			2,170
13 Special and miscellaneous expenses.....		42	34
30 Equipment.....			10,613
32 Structures and parts and nonstructural improvements to land.....			2,973
Total other obligations.....		587	20,826
Grand total obligations.....		3,000	47,801
Deduct expenditures from collections.....		-3,000	-10,000
Net total obligations.....			37,801
Estimated savings and unobligated balances.....		28,120	3,199
Total estimate or appropriation.....		28,120	41,000

Improvement, Maintenance, and Operation, Irrigation Systems, Crow Reservation, Mont. (Reimbursable)—

For improvement, maintenance, and operation of the irrigation systems on the Crow Reservation, Montana, including maintenance assessments payable to the Two Leggings Water Users' Association and Bozeman Trail Ditch Company, Montana, properly assessable against lands allotted to the Indians irrigable thereunder, [\$17,880] \$18,450, reimbursable (acts June 30, 1919, 41 Stat., p. 16, sec. 10; May 26, 1926, 44 Stat., pp. 658-660; Feb. 17, 1933, 47 Stat., p. 831).

Estimate 1935, \$18,450

Appropriated 1934, \$17,880

By objects	Obligations					
	Estimate, 1935		Estimate, 1934		Actual, 1933	
PERSONAL SERVICES, FIELD	Posi- tions	Av. salary	Posi- tions	Av. salary	Posi- tions	Av. salary
Professional service:						
Grade 3. Junior engineer.....	1	\$3, 700	1	\$3, 700	1	\$3, 700
Clerical, administrative, and fiscal service:						
Grade 6. Principal clerk.....	1	2, 400	1	2, 400	1	2, 400
Custodial service:						
Grade 7. Ditch rider with auto.....	9	1, 800	9	1, 800	9	1, 800
Total permanent, field.....	11	22, 300	11	22, 300	11	22, 300
Temporary employees, field.....		4, 940		5, 823		11, 811
All personal services, field.....		27, 240		28, 123		34, 111
Deduct subsistence and quarters furnished.....		1, 440		1, 440		1, 676
		25, 800		26, 683		32, 435
Deduct legislative reductions.....		2, 725		4, 218		3, 410
01 Personal services (net).....		23, 075		22, 465		29, 025
OTHER OBLIGATIONS						
02 Supplies and materials.....		750		700		799
05 Communication service.....		40		40		58
06 Travel expenses.....		200		200		212
07 Transportation of things.....		250		300		357
08 Printing, binding, photographing, etc.....		50		60		63
10 Furnishing of heat, light, power, water, and electricity.....		300		300		320
11 Rents.....		400		400		479
12 Repairs and alterations.....		1, 000		1, 000		1, 035
13 Special and miscellaneous expenses.....		2, 000		2, 000		2, 410
30 Equipment.....		300		250		231
32 Structures and parts and nonstructural improvements to land.....		4, 595		4, 925		1, 255
Total other obligations.....		9, 885		10, 175		7, 219
Grand total obligations.....		32, 960		32, 640		36, 244
Deduct amounts expended from collections.....		-14, 510		-22, 760		-21, 654
Net total obligations.....		18, 450		9, 880		14, 590
Estimated savings and unobligated bal- ances.....				8, 000		3, 410
Total estimate or appropriation.....		18, 450		17, 880		18, 000

National Industrial Recovery, Interior, Indians—

By objects	Obligations		
	Estimate, 1935	Estimate, 1934	Actual, 1933
<i>Irrigation, Crow, Montana</i>			
32 Structures and parts and nonstructural improvements to land.....	\$20,000	\$30,000	-----
1934 appropriations obligated in 1935.....	-20,000	+20,000	-----
Received by transfer from "Federal Emergency Administration of Public Works".....		-50,000	-----
Total estimate or appropriation.....			-----

Maintenance and Operation, Irrigation System, Pyramid Lake Reservation, Nev. (Reimbursable)—

For operation and maintenance of the irrigation system on the Pyramid Lake Reservation, Nevada, **[\$3,750,] \$2,750**, reimbursable (U.S.C., title 25, sec. 13; act Feb. 17, 1933, 47 Stat., p. 831).

Estimate 1935, **\$2,750**Appropriated 1934, **\$3,750**

By objects	Obligations					
	Estimate, 1935		Estimate, 1934		Actual, 1933	
PERSONAL SERVICES, FIELD	Posi- tions	Av. salary	Posi- tions	Av. salary	Posi- tions	Av. salary
Professional service:						
Grade 3. Assistant engineer.....					0.1	\$3,200
Clerical, administrative, and fiscal service:						
Grade 7. Foreman, general.....	0.3	\$2,800	0.3	\$2,800	0.3	2,800
Grade 5. Senior clerk.....					0.1	2,100
Custodial service:						
Grade 6. Ditch rider.....	1	1,620	1	1,620	1	1,620
Total permanent, field.....	1.3	2,460	1.3	2,460	1.5	2,990
Temporary employees, field.....		40		65		463
All personal services, field.....		2,500		2,525		3,453
Deduct legislative reductions.....		250		379		324
01 Personal services (net).....		2,250		2,146		3,129
OTHER OBLIGATIONS						
02 Supplies and materials.....		25		30		45
06 Travel expenses.....		10		10		26
07 Transportation of things.....		5		4		-----
08 Printing, binding, photographing, etc.....		5		10		-----
12 Repairs and alterations.....		50		25		22
30 Equipment.....		-----		-----		12
32 Structures and parts and nonstructural improvements to land.....		405		325		442
Total other obligations.....		500		404		547
Grand total obligations.....		2,750		2,550		3,676
Estimated savings and unobligated balances.....		-----		1,200		324
Total estimate or appropriation.....		2,750		3,750		4,000

*Reclamation Charges, Paiute Indian Lands, Newlands Project, Nevada—**Maintenance, Operation and Drainage Assessments, Paiute Indian Lands, Newlands Project, Nevada—*

For payment of annual installment of reclamation charges against Paiute Indian lands within the Newlands reclamation project, Nevada, \$5,381; and for payment in advance, as provided by district law, of operation and maintenance assessments, including assessments for the operation of drains to the Truckee-Carson irrigation district, which district, under contract, is operating the Newlands reclamation project, **[\$10,443] \$7,519**; to be immediately available; in all, **[\$15,824] \$12,900** (acts Mar. 3, 1921, 41 Stat., p. 1238, sec. 12; Feb. 17, 1933, 47 Stat., p. 831).

Estimate 1935, **\$12,900**Appropriated 1934, **\$15,824**

13 Special and miscellaneous expenses: Obligations—1935, \$12,900; 1934, \$15,824; 1933, \$15,824.

Improvement, Maintenance, and Operation, Irrigation System, Laguna Pueblo, N. Mex. (Reimbursable)—

For [improvement,] operation, and maintenance of the irrigation system for the Laguna and Acoma Indians in New Mexico, **[\$15,770,] \$2,325**, reimbursable (U.S.C., title 25, sec. 13; act Feb. 17, 1933, 47 Stat., p. 831).

Estimate 1935, **\$2,325**Appropriated 1934, **\$15,770***Improvement, Maintenance, and Operation, Irrigation System, Laguna Pueblo, N. Mex. (Reimbursable)—Continued.*

By objects	Obligations					
	Estimate, 1935		Estimate, 1934		Actual, 1933	
PERSONAL SERVICES, FIELD	Posi- tions	Av. salary	Posi- tions	Av. salary	Posi- tions	Av. salary
Professional service:						
Grade 2. Assistant engineer.....	0.1	\$3,000	0.1	\$3,000	0.1	\$3,000
Subprofessional service:						
Grade 3. Instrument man.....					0.1	1,860
Clerical, administrative, and fiscal service:						
Grade 5. Senior clerk.....					0.1	2,400
Foreman.....	0.2	2,100	0.2	2,100	0.1	2,100
Custodial service:						
Grade 5. Rodman.....					0.1	1,500
Mechanic.....	0.1	1,500	0.1	1,500	0.1	1,500
Total permanent, field.....	0.4	870	0.4	870	0.6	1,236
Temporary employees, field.....		680		659		1,283
All personal services, field.....		1,550		1,529		2,519
Deduct legislative reductions.....		150		229		309
01 Personal services (net).....		1,400		1,300		2,210
OTHER OBLIGATIONS						
02 Supplies and materials.....		100		100		92
06 Travel expenses.....		100		100		112
07 Transportation of things.....		50		50		364
08 Printing, binding, photographing, etc.....		10		10		2
11 Rents.....		-----		-----		135
12 Repairs and alterations.....		190		200		124
30 Equipment.....		-----		-----		109
32 Structures and parts and nonstructural improvements to land.....		475		300		2,043
Total other obligations.....		925		760		2,981
Grand total obligations.....		2,325		2,060		5,191
Estimated savings and unobligated balances.....		-----		13,710		309
Total estimate or appropriation.....		2,325		15,770		5,500

Improvement, Maintenance, and Operation, Hogback Irrigation Project, Navajo Reservation, N. Mex. (Reimbursable)—

For [improvement, operation,] operation and maintenance of the Hogback irrigation project on that part of the Navajo Reservation in New Mexico under the jurisdiction of the Northern Navajo Agency, **[\$11,350] \$8,400**, reimbursable (U.S.C., title 25, sec. 13; act Feb. 17, 1933, 47 Stat., p. 831).

Estimate 1935, **\$8,400**Appropriated 1934, **\$11,350**

By objects	Obligations					
	Estimate, 1935		Estimate, 1934		Actual, 1933	
PERSONAL SERVICES, FIELD	Posi- tions	Av. salary	Posi- tions	Av. salary	Posi- tions	Av. salary
Clerical, administrative, and fiscal service:						
Grade 6. Principal clerk.....			0.1	\$2,400	0.1	\$2,400
Grade 5. General foreman.....	1	\$2,200	1	2,200	1	2,200
Custodial service:						
Grade 5. Rodman.....					0.8	1,500
Grade 4. Truck driver.....	0.3	1,380	0.3	1,380	0.3	1,380
Grade 1. Ditch rider with horse.....	1	960	1	960	1	960
Total permanent, field.....	2.3	3,574	2.4	3,814	3.2	5,014
Temporary employees, field.....		5,534		5,724		5,425
All personal services, field.....		9,108		9,538		10,439
Deduct subsistence and quarters furnished.....		108		108		108
Deduct legislative reductions.....		9,000		9,430		10,331
01 Personal services (net).....		8,100		8,000		9,991
OTHER OBLIGATIONS						
02 Supplies and materials.....		250		250		1,336
05 Communication service.....		50		100		90
06 Travel expenses.....		150		200		193
07 Transportation of things.....		100		100		178
11 Rents.....		200		250		408
12 Repairs and alterations.....		1,000		1,000		2,274
30 Equipment.....		500		500		553
32 Structures and parts and nonstructural improvements to land.....		750		1,300		566
Total other obligations.....		3,000		3,700		5,598
Grand total obligations.....		11,100		11,700		15,589
Deduct expenditures from collections.....		-2,700		-3,000		-3,929
Net total obligations.....		8,400		8,700		11,660
Estimated savings and unobligated balances.....		-----		2,650		340
Total estimate or appropriation.....		8,400		11,350		12,000

National Industrial Recovery, Interior, Indians—

By objects	Obligations		
	Estimate, 1935	Estimate, 1934	Actual, 1933
<i>Irrigation, Hogback, N. Mex.</i>			
32 Structures and parts and nonstructural improvements to land	\$54, 150	\$75, 000	
1934 appropriations obligated in 1935	-54, 150	+54, 150	
Received by transfer from "Federal Emergency Administration of Public Works"		-129, 150	
Total estimate or appropriation			

Repairs to Irrigation Systems and Flood Protection of Irrigable Lands, Pueblos in New Mexico—

【For repair of damage to irrigation systems resulting from flood and for flood protection of irrigable lands on the several pueblos in New Mexico, \$4,850】 (U.S.C., title 25, sec. 13; act Feb. 17, 1933, 47 Stat., p. 831).

Appropriated 1934, \$4,850

By objects	Obligations			
	Estimate, 1935		Estimate, 1934	
	Posi- tions	Av. salary	Posi- tions	Av. salary
PERSONAL SERVICES, FIELD				
Professional service:				
Grade 2. Assistant engineer			0.2	\$3, 000
Subprofessional service:				
Grade 5. Instrument man			0.1	1, 980
Clerical, administrative, and fiscal service:				
Grade 6. Principal clerk			0.1	2, 400
Custodial service:				
Grade 7. Foreman			0.2	1, 860
Grade 4. Rodman			0.1	1, 320
Total permanent, field			0.7	1, 542
Temporary employees, field				1, 995
All personal services, field				3, 537
Deduct legislative reductions				207
01 Personal services (net)				3, 330
OTHER OBLIGATIONS				
02 Supplies and materials				89
06 Travel expenses				35
07 Transportation of things				4
11 Rents				135
12 Repairs and alterations				279
32 Structures and parts and nonstructural improvements to land				921
Total other obligations				1, 463
Net total obligations				4, 793
Estimated savings and unobligated balances				\$4, 850
Total estimate or appropriation				5, 000

Engineer and Assistants, Middle Rio Grande Conservancy Project, New Mexico—

For salaries and all other expenses of the Government engineer and assistants appointed in pursuance to contract executed December 14, 1928, by the Secretary of the Interior with the Middle Rio Grande Conservancy District, 【\$4,480, together with the unexpended balance of the appropriation for this purpose for the fiscal year 1933】 \$7,230 (acts Mar. 13, 1928, 45 Stat., p. 312; Feb. 17, 1933, 47 Stat., p. 831).

Estimate 1935, \$7,230

Appropriated 1934, \$4,480

By objects	Obligations			
	Estimate, 1935		Estimate, 1934	
	Posi- tions	Av. salary	Posi- tions	Av. salary
PERSONAL SERVICES, FIELD				
Professional service:				
Grade 4. Engineer	0.1	\$3, 800	0.4	\$3, 800
Grade 2. Assistant engineer	1	3, 000	0.8	3, 000
Subprofessional service:				
Grade 5. Instrument man	0.4	1, 980	0.1	1, 980
Clerical, administrative, and fiscal service:				
Grade 11. Appraiser	0.1	4, 500	0.1	4, 500
Grade 5. Draftsman	0.5	2, 000	0.1	2, 000
Grade 2. Junior clerk	0.7	1, 440	0.4	1, 440

Engineer and Assistants, Middle Rio Grande Conservancy Project, New Mexico—Continued.

By objects	Obligations			
	Estimate, 1935		Estimate, 1934	
	Posi- tions	Av. salary	Posi- tions	Av. salary
PERSONAL SERVICES, FIELD—continued				
Custodial service:				
Grade 5. Mechanic, automobile	0.1	\$1, 500	0.1	\$1, 500
Grade 4. Rodman	0.6	1, 320	0.1	1, 320
Total permanent, field	3.5	7, 572	2.1	5, 626
Temporary employees, field		128		818
All personal services, field		7, 700		6, 444
Deduct legislative reductions		770		979
01 Personal services (net)		6, 930		5, 465
02 Supplies and materials		100		100
06 Travel expenses		50		50
07 Transportation of things		50		50
08 Printing, binding, photographing, etc.		40		25
11 Rents		60		60
12 Repairs and alterations				161
30 Equipment				294
Total other obligations		300		285
Grand total obligations		7, 230		5, 750
1931 and 1932 appropriations obligated in 1933				-6, 376
1933 appropriation expended in 1934				-2, 250
Net total obligations		7, 230		3, 500
Estimated savings and unobligated balances				980
Total estimate or appropriation		7, 230		4, 480

Tribal funds—

Irrigation systems, Klamath Reservation, Oregon (tribal funds): For improvements, maintenance, and operation of miscellaneous irrigation projects on the Klamath Reservation, 【\$2,750】 \$2,350 to be paid from the funds held by the United States in trust for the Klamath Indians in the State of Oregon, said sum, or such part thereof as may be used, to be reimbursed to the tribe under such rules and regulations as the Secretary of the Interior may prescribe (U.S.C., title 25, sec. 13; act Feb. 17, 1933, 47 Stat., p. 831).

By objects	Obligations			
	Estimate, 1935		Estimate, 1934	
	Posi- tions	Av. salary	Posi- tions	Av. salary
PERSONAL SERVICES, FIELD				
Professional service:				
Grade 3. Assistant engineer				0.1 \$3, 200
Clerical, administrative, and fiscal service:				
Grade 6. Foreman, general	1	\$2, 400	1	\$2, 400
Grade 5. Senior clerk	0.1	2, 100		0.1 2, 100
Grade 3. Clerk				0.1 1, 680
Assistant clerk				0.1 1, 620
Custodial service:				
Grade 7. Assistant water master				0.6 1, 860
Total permanent, field	1.1	2, 610	1	2, 400
Temporary employees, field		570		635
All personal services, field		3, 180		3, 035
Deduct subsistence and quarters furnished		180		180
		3, 000		2, 855
Deduct legislative reductions		300		455
01 Personal services (net)		2, 700		2, 400
02 Supplies and materials		200		200
05 Communication service		25		25
06 Travel expenses		150		150
07 Transportation of things		10		10
08 Printing, binding, photographing, etc.		10		10
10 Furnishing of heat, light, power, water, and electricity		50		50
12 Repairs and alterations		150		150
13 Special and miscellaneous expenses				8
30 Equipment		25		25
32 Structures and parts and nonstructural improvements to land		2, 180		2, 130
Total other obligations		2, 800		2, 750
Grand total obligations		5, 500		5, 150
Deduct expenditures from collections		-3, 150		-3, 400
Net total obligations		2, 350		1, 750
Estimated savings and unobligated balances				1, 000
Total estimate or appropriation		2, 350		2, 750
Deduct amount transferred from "Miscellaneous trust funds of Indian tribes"		-2, 350		-2, 750

Irrigation System, Uintah Reservation, Utah (Reimbursable)—

【Irrigation system, Uintah Reservation, Utah (tribal funds):】 For continuing operation and maintenance and betterment of the irrigation system to irrigate allotted lands of the Uncompahgre, Uintah, and White River Utes in Utah, authorized under the Act of June 21, 1906 (34 Stat., p. 375), **【\$22,370 to be paid from tribal funds held by the United States in trust for said Indians, said sum to be reimbursed to the tribal fund by the individuals benefited under such rules and regulations as may be prescribed by the Secretary of the Interior】** **\$23,000, reimbursable (acts June 21, 1906, 34 Stat., p. 375; Feb. 17, 1933, 47 Stat., p. 831).**

Estimate 1935, \$23,000

By objects	Obligations					
	Estimate, 1935		Estimate, 1934		Actual, 1933	
	Posi- tions	Av. salary	Posi- tions	Av. salary	Posi- tions	Av. salary
PERSONAL SERVICES, FIELD						
Professional service:						
Grade 3. Engineer.....	1	\$3,500	1	\$3,500	1	\$3,500
Assistant engineer.....	0.2	3,200	0.2	3,200	0.2	3,200
Subprofessional service:						
Grade 5. Instrument man.....	1	1,800	1	1,800	1	1,800
Clerical, administrative, and fiscal service:						
Grade 6. Water master.....	1	2,300	1	2,300	1	2,300
Grade 5. Senior clerk.....	0.2	2,100	0.2	2,100	0.2	2,100
Grade 4. Clerk.....	1.2	1,800	1.2	1,800	1.2	1,800
Grade 3. Assistant clerk.....	0.1	1,620	0.1	1,620	0.2	1,620
Grade 2. Junior clerk.....	1	1,440	1	1,440	1	1,440
Custodial service:						
Grade 7. Ditch rider with auto.....	1	1,980	1	1,980	1	1,980
Grade 6. Ditch rider with 2 horses.....	8.2	1,680	8.2	1,680	8.2	1,680
Total permanent, field.....	14.9	28,178	14.9	28,178	15	28,340
Temporary employees, field.....		8,822		11,822		13,481
All personal services, field.....		37,000		40,000		41,821
Deduct subsistence and quarters furnished.....		1,000		1,000		1,019
Deduct legislative reductions.....		36,000		39,000		40,802
		3,700		6,000		4,045
01 Personal services (net).....		32,300		33,000		36,757
OTHER OBLIGATIONS						
02 Supplies and materials.....		1,500		1,250		1,420
05 Communication service.....		100		100		125
06 Travel expenses.....		250		300		370
07 Transportation of things.....		100		100		130
08 Printing, binding, photographing, etc.....		75		50		64
10 Furnishing of heat, light, power, water, and electricity.....		150		150		175
11 Rents.....		75		75		98
12 Repairs and alterations.....		1,500		2,000		1,353
13 Special and miscellaneous expenses.....		3,000		3,000		1,897
30 Equipment.....		1,000		1,500		1,855
32 Structures and parts and nonstructural improvements to land.....		9,250		9,345		6,481
Total other obligations.....		17,000		17,870		13,968
Grand total obligations.....		49,300		50,870		50,725
Deduct expenditures from collections.....		26,300		-35,000		-34,770
Estimated savings and unobligated balances.....				+6,500		+4,045
Deduct amount transferred from "Miscellaneous trust funds of Indian tribes".....				-22,370		-20,000
Total estimate or appropriation.....		23,000				

Maintenance and Operation, Toppenish-Simcoe Irrigation System, Yakima Reservation, Wash. (Reimbursable)—

For operation and maintenance, including repairs, of the Toppenish-Simcoe irrigation unit, on the Yakima Reservation, Washington, reimbursable, **【\$900】** **\$800 (acts Dec. 21, 1904, 33 Stat., p. 593; June 30, 1919, 41 Stat., p. 28; Feb. 17, 1933, 47 Stat., p. 831).**

Estimate 1935, \$800**Appropriated 1934, \$900**

By objects	Obligations					
	Estimate, 1935		Estimate, 1934		Actual, 1933	
	Posi- tions	Av. salary	Posi- tions	Av. salary	Posi- tions	Av. salary
PERSONAL SERVICE, FIELD						
Custodial service:						
Grade 6. Ditch rider.....	0.7	\$1,680	0.7	\$1,680	0.7	\$1,680
Grade 4. Truck driver.....					0.1	1,320
Total permanent, field.....	0.7	1,176	0.7	1,176	0.8	1,308
Temporary employees, field.....		224		394		291
All personal services, field.....		1,400		1,570		1,599
Deduct legislative reductions.....		140		235		99
01 Personal services (net).....				1,335		1,500

Maintenance and Operation, Toppenish-Simcoe Irrigation System, Yakima Reservation, Wash. (Reimbursable)—Continued.

By objects	Obligations		
	Estimate, 1935	Estimate, 1934	Actual, 1933
OTHER OBLIGATIONS			
02 Supplies and materials.....	\$25	\$35	\$20
32 Structures and parts and nonstructural improvements to land.....	75	90	51
Total other obligations.....	100	125	71
Grand total obligations.....	1,360	1,460	1,571
Deduct expenditures from collections.....	-560	-740	-670
Net total obligations.....	800	720	901
Estimated savings and unobligated balances.....		+180	+99
Total estimate or appropriation.....	800	900	1,000

Wapato Irrigation and Drainage System (Reimbursable)—

【For continuing construction of the Wapato irrigation and drainage system, for the utilization of the water supply provided by the Act of August 1, 1914 (38 Stat., p. 604), \$76,500, reimbursable】 **(acts Dec. 21, 1904, 33 Stat., p. 593; Aug. 1, 1914, 38 Stat., p. 604; Feb. 17, 1933, 47 Stat., p. 831).**

Appropriated 1934, \$76,500

By objects	Obligations					
	Estimate, 1935		Estimate, 1934		Actual, 1933	
	Posi- tions	Av. salary	Posi- tions	Av. salary	Posi- tions	Av. salary
PERSONAL SERVICES, FIELD						
Professional service:						
Grade 9. Consulting electrical engineer.....					0.2	\$10,000
Grade 4. Hydrographic engineer.....					0.2	3,800
Grade 3. Engineer.....	1	\$3,900	1	\$3,900	1.2	3,900
Assistant engineer.....					0.2	3,200
Grade 2. Assistant engineer.....	0.5	3,000	0.5	3,000	0.9	3,000
Subprofessional service:						
Grade 4. Instrument man.....					0.2	2,300
Hydrographer.....			0.5	2,300	1	2,300
Draftsman.....	0.3	2,000	0.5	2,000	0.8	2,000
Grade 3. Instrument man.....	0.3	1,800	0.5	1,800		
Hydrographer.....	1	1,800	1	1,800	1	1,800
Grade 1. Rodman.....	0.9	1,320	1.5	1,320	2	1,320
Clerical, administrative, and fiscal service:						
Grade 11. Land classifier.....					0.2	4,600
Grade 6. Principal clerk.....	1	2,700	1	2,700	1	2,700
Grade 4. Water master.....	2	2,400	2.5	2,400	3	2,400
General foreman.....	0.3	2,400	0.5	2,400	0.7	2,400
Grade 3. Senior clerk.....	1	2,300	1.5	2,300	2	2,300
Master mechanic.....	0.2	2,200	0.5	2,200	0.9	2,200
Grade 2. Clerk.....	0.1	1,860	0.1	1,860	0.2	1,860
Grade 1. Time keeper.....	0.7	1,800	1	1,800	1	1,800
Assistant clerk.....	0.5	1,680	1	1,680	1.3	1,680
Under clerk.....	0.3	1,260	0.5	1,260	1	1,260
Custodial service:						
Grade 10. Bricklayer.....	0.1	3,000	0.1	3,000	0.4	3,000
Grade 8. Drag-line operators.....	0.5	2,500	1	2,500	3	2,500
Carpenter.....	1	2,400	1.5	2,400	3.2	2,400
Electrician.....	0.1	2,400	0.1	2,400	0.3	2,400
Grade 6. Garageman.....	0.3	1,920	0.5	1,920	0.9	1,920
Lineman.....	0.1	1,860	0.1	1,860	0.3	1,860
Grade 5. Ditch rider.....	12	1,680	14	1,680	18.5	1,680
Mechanic.....	0.2	1,560	0.4	1,560	0.8	1,560
Janitor.....	1	1,500	1	1,500	1	1,500
Foreman.....	0.5	1,500	0.7	1,500	0.9	1,500
Truck driver.....	1	1,440	1.5	1,440	1.9	1,440
Grade 3. Truck driver.....	0.8	1,140	1	1,140		
Total permanent, field.....	27.7	53,178	36	68,758	50.2	101,576
Temporary employees, field.....		17,822		32,685		76,750
All personal services, field.....		71,000		101,441		178,326
Deduct subsistence and quarters furnished.....		2,300		2,300		3,105
Deduct legislative reductions.....		68,700		99,141		175,221
		6,870		15,216		15,123
01 Personal services (net).....		61,830		83,925		160,098
OTHER OBLIGATIONS						
02 Supplies and materials.....		3,800		4,500		7,390
05 Communication service.....		150		175		192
06 Travel expenses.....		750		800		1,495
07 Transportation of things.....		1,500		1,900		7,057
08 Printing, binding, photographing, etc.....		150		150		486
10 Furnishing of heat, light, power, water, and electricity.....		2,200		2,600		5,157
11 Rents.....		500		500		782
12 Repairs and alterations.....		2,500		2,500		4,043
13 Special and miscellaneous expenses.....		250		250		632

Wapato Irrigation and Drainage System (Reimbursable)—Contd.

By objects	Obligations		
	Estimate, 1935	Estimate, 1934	Actual, 1933
OTHER OBLIGATIONS—continued			
30 Equipment.....	\$4, 500	\$5, 200	\$18, 106
32 Structures and parts and nonstructural improvements to land.....	15, 000	27, 500	157, 045
Total other obligations.....	31, 300	46, 075	202, 385
Grand total obligations.....	93, 130	130, 000	362, 483
Deduct expenditures from collections.....	—93, 130	—130, 000	—85, 218
Estimated savings and unobligated balances.....		+76, 500	+15, 123
1932 appropriation obligated in 1933.....			—262, 388
Total estimate or appropriation.....		76, 500	1 30, 000

¹ Deficiency appropriation.

Operation and Maintenance of Reservoirs, Yakima Reservation, Wash.—

For reimbursement to the reclamation fund the proportionate expense of operation and maintenance of the reservoirs for furnishing stored water to the lands in Yakima Indian Reservation, Washington, in accordance with the provisions of section 22 of the Act of August 1, 1914 (38 Stat., p. 604), **[\$11,000]** \$9,000 (acts Aug. 1, 1914, 38 Stat., p. 604; Feb. 17, 1933, 47 Stat., p. 832).

Estimate 1935, **\$9,000**

Appropriated 1934, **\$11,000**

By objects	Obligations		
	Estimate, 1935	Estimate, 1934	Actual, 1933
13 Special and miscellaneous expenses.....	\$9, 000	\$9, 000	\$11, 000
Estimated savings and unobligated balances.....		2, 000	
Total estimate or appropriation.....	9, 000	11, 000	11, 000

National Industrial Recovery, Interior, Indians—

By objects	Obligations		
	Estimate, 1935	Estimate, 1934	Actual, 1933
<i>Irrigation, Yakima, Wash.</i>			
32 Structures and parts and nonstructural improvements to land.....		\$106, 000	
Received by transfer from "Federal Emergency Administration of Public Works".....		—106, 000	
Total estimate or appropriation.....			

Lummi Diking Project, Washington, Repairing Flood Damage (Reimbursable)—

For repairing flood damage, Lummi diking project, Washington, \$8,000, to be immediately available and reimbursable (acts Mar. 18, 1926, 44 Stat., p. 211; Feb. 14, 1931, 46 Stat., p. 1129; Feb. 17, 1933, 47 Stat., p. 832).

Appropriated 1934, **\$8,000**

By objects	Obligations			
	Estimate, 1935	Estimate, 1934	Actual, 1933	
PERSONAL SERVICES, FIELD				
Professional service:				
Grade 3. Assistant engineer.....		0.1 \$3, 200		
Clerical, administrative, and fiscal service:				
Grade 4. Clerk.....			0.1	\$1, 860
Total permanent, field.....		0.1 320	0.1	186
Temporary employees, field.....		3, 000		1, 439
All personal services, field.....		3, 320		1, 625
Deduct subsistence and quarters furnished.....				17
Deduct legislative reductions.....		3, 320		1, 608
		498		188
01 Personal services, net.....		2, 822		1, 420

Lummi Diking Project, Washington, Repairing Flood Damage (Reimbursable)—Continued.

By objects	Obligations		
	Estimate, 1935	Estimate, 1934	Actual, 1933
OTHER OBLIGATIONS			
02 Supplies and materials.....		\$150	\$50
05 Communication service.....		25	4
06 Travel expenses.....		250	177
07 Transportation of things.....		325	313
08 Printing, binding, photographing, etc.....		25	32
11 Rents.....		12	12
12 Repairs and alterations.....		60	4
30 Equipment.....		50	9
32 Structures and parts and nonstructural improvements to land.....		19, 593	1, 696
Total other obligations.....		20, 490	2, 297
Grand total obligations.....		23, 312	3, 717
Deduct expenditures from collections.....		—1, 000	—617
1933 Deficiency, obligated in 1934.....		—17, 600	+17, 600
1934 appropriation obligated in 1933.....		+3, 288	—3, 288
Net total obligations.....		8, 000	17, 412
Estimated savings and unobligated balances.....			188
Total estimate or appropriation.....		8, 000	17, 600

Irrigation Systems, Wind River Diminished Reservation and Ceded Lands, Wyoming (Reimbursable)—

For the extension of canals and laterals on the ceded portion of the Wind River Reservation, Wyoming, to provide for the irrigation of additional Indian lands, and for the Indians' pro rata share of the cost of the operation and maintenance of canals and laterals and for the Indians' pro rata share of the cost of the Big Bend drainage project on the ceded portion of that reservation, and for continuing the work of constructing an irrigation system within the diminished reservation, including the Big Wind River and Dry Creek Canals, and including the maintenance and operation of completed canals, **[\$45,000]** \$23,500, reimbursable (acts Mar. 3, 1905, 33 Stat., p. 1021, sec. 3; Feb. 17, 1933, 47 Stat., p. 832).

Estimate 1935, **\$23,500**

Appropriated 1934, **\$45,000**

By objects	Obligations					
	Estimate, 1935	Estimate, 1934	Actual, 1933			
PERSONAL SERVICES, FIELD						
Professional service:						
Grade 3. Project engineer.....	1	\$3, 700	1	\$3, 700	1	\$3, 700
Grade 1. Assistant engineer.....					0.5	2, 300
Clerical, administrative, and fiscal service:						
Grade 6. Principal clerk.....	1	2, 400	1	2, 400	1	2, 400
Grade 4. Supervisor of ditches.....	1	1, 980	1	1, 980	1	2, 200
Grade 3. Watermaster.....	1	1, 740	1	1, 740		
Custodial service:						
Grade 7. Ditch rider with horse.....					2	1, 800
Operator, drag-line.....	0.5	1, 800	0.7	1, 800	0.7	1, 800
Truck driver-mechanic.....	0.5	1, 500	1	1, 500	1	1, 500
Ditch rider, with horse.....	4	1, 440	6	1, 440	4	1, 440
Grade 3. Ditch rider, with horse.....	2.5	1, 200	2.5	1, 200	3	1, 200
Total permanent, field.....	11.5	20, 230	14.2	24, 220	14.2	25, 170
Temporary employees, field.....		10, 785		22, 856		19, 271
All personal services, field.....		31, 015		47, 076		44, 441
Deduct subsistence and quarters furnished.....		2, 015		2, 015		2, 077
Deduct legislative reductions.....		29, 000		45, 061		42, 364
		3, 100		7, 061		4, 444
01 Personal services (net).....		25, 900		38, 000		37, 920
OTHER OBLIGATIONS						
02 Supplies and materials.....		2, 000		4, 000		3, 677
05 Communication service.....		100		200		221
06 Travel expenses.....		1, 000		1, 200		1, 158
07 Transportation of things.....		250		350		372
08 Printing, binding, photographing, etc.....		100		200		280
10 Furnishing of heat, light, power, water, and electricity.....		50		100		105
11 Rents.....		500		600		665
12 Repairs and alterations.....		1, 000		1, 500		1, 269
13 Special and miscellaneous expenses.....		500		750		808
30 Equipment.....		500		700		645
32 Structures and parts and nonstructural improvements to land.....		2, 000		6, 510		5, 890
Total other obligations.....		8, 000		16, 110		15, 090
Grand total obligations.....		33, 900		54, 110		53, 010
Deduct expenditures from collections.....		—10, 400		—17, 110		—12, 454
Net total obligations.....		23, 500		37, 000		40, 556
Estimated savings and unobligated balances.....				8, 000		4, 444
Total estimate or appropriation.....		23, 500		45, 000		45, 000

National Industrial Recovery, Interior, Indians—

By objects	Obligations		
	Estimate, 1935	Estimate, 1934	Actual, 1933
<i>Irrigation, Wind River, Wyo.</i>			
32 Structures and parts and nonstructural improvements to land.....	\$216,000	\$225,000	
1934 appropriations obligated in 1935.....	-216,000	+216,000	
Received by transfer from "Federal Emergency Administration of Public Works".....		-441,000	
Total estimate or appropriation.....			

【Appropriations herein for irrigation and drainage of Indian lands shall be available only for expenditure by and under the direction of the Commissioner of Indian Affairs, except for such engineering and economic studies and construction work as the Secretary of the Interior decides may be more advantageously performed by the Bureau of Reclamation】 (act Feb. 17, 1933, 47 Stat., p. 832).

Total, irrigation and drainage, annual appropriations, general fund:

Estimate 1935, **\$397,855** Appropriated 1934, **\$864,914**

EDUCATION

Indian School Support—

For the support of Indian schools not otherwise provided for, and other educational and industrial purposes in connection therewith, including tuition for Indian pupils attending public schools, 【\$3,590,800】 \$3,831,450: *Provided*, That not to exceed \$15,000 of this appropriation may be used for the support and education of deaf and dumb or blind, physically handicapped, or mentally deficient Indian children: *Provided further*, That \$4,500 of this appropriation may be used for the education and civilization of the Alabama and Coushatta Indians in Texas: *Provided further*, That not more than 【\$10,000】 \$15,000 of the amount herein appropriated may be expended for the tuition of Indian pupils attending vocational or higher educational institutions, under such rules and regulations as the Secretary of the Interior may prescribe, but formal contracts shall not be required, for compliance with section 3744 of the Revised Statutes (U.S.C., title 41, sec. 16), for payment of tuition of Indian pupils attending public schools, higher educational institutions, or schools for the deaf and dumb, blind, physically handicapped, or mentally deficient: *And provided further*, That not to exceed \$10,000 of the amount herein appropriated shall be available for educating Indian youth in stock raising at the United States Range Livestock Experiment Station at Miles City, Montana】 (U.S.C., title 25, sec. 13; title 41, sec. 16; U.S.C. Supp. VI, title 25, sec. 292a; act Feb. 17, 1933, 47 Stat., p. 832).

Estimate 1935, **\$3,831,450** Appropriated 1934, **\$3,590,800**

By objects	Obligations					
	Estimate, 1935		Estimate, 1934		Actual, 1933	
	Posi- tions	Av. salary	Posi- tions	Av. salary	Posi- tions	Av. salary
PERSONAL SERVICES, FIELD						
Professional service:						
Grade 5. Supervisor of education.....	9	\$4,600	7	\$4,600	8	\$4,600
Grade 4. Associate supervisor of industrial training.....	1	3,800	1	3,800	1	3,800
Grade 3. Associate supervisor of home economics.....	3	3,200	3	3,200	3	3,200
Physician.....					1	3,200
Demonstration teacher, elementary.....	7	3,200	7	3,200	7	3,200
Grade 2. Principal.....	4	2,900	2	2,900	1	2,900
Grade 1. Director of agriculture.....					1	2,400
Senior instructor of school activities.....	1	2,300	1	2,300		
Subprofessional service:						
Grade 8. Assistant guidance placement officer.....	1	2,600	1	2,600		
Principal.....	11	2,640	11	2,640	8	2,688
Grade 7. School social worker.....	15	2,300	8	2,300	2	2,300
Day-school representative.....	5	2,340	5	2,340	6	2,433
Principal.....	8	2,350	8	2,350	9.3	2,357
Grade 6. Day-school representative.....	4	2,025	4	2,025	4	2,125
Principal.....	8	2,163	8	2,163	8	2,163
Field nurse.....					0.5	2,000
Instructor of shop subjects.....	9	2,000	8	2,000	8.2	2,012
Grade 5. Principal.....	10	1,908	10	1,908	14.2	1,906
Teacher, home economics.....	26	1,860	25	1,860	18.8	1,860
Day-school representative.....	2.5	1,860	2.5	1,860	2.5	1,836
Teacher, band and orchestra.....	1	1,860	1	1,860	1	1,860
Teacher, school music.....	1	1,860	1	1,860	1	1,860

Indian School Support—Continued.

By objects	Obligations					
	Estimate, 1935		Estimate, 1934		Actual, 1933	
	Posi- tions	Av. salary	Posi- tions	Av. salary	Posi- tions	Av. salary
PERSONAL SERVICES, FIELD—continued						
Subprofessional service—Continued.						
Grade 4. Day-school representative.....	1	\$1,920	1	\$1,920	1	\$1,920
Principal.....	9	1,707	6	1,720	7	1,706
Teacher, junior high.....	27	1,712	26	1,712	26.2	1,692
Teacher, elementary.....	148	1,619	104	1,683	77	1,080
Grade 3. Teacher, home economics.....	1	1,800	1	1,800	1	1,740
Teacher, elementary.....	295	1,545	241	1,542	253.7	1,553
Teacher, home economics.....	16	1,553	8	1,545	11	1,544
Teacher, manual training.....	1	1,560	1	1,560	1	1,560
Clerical, administrative, and fiscal service:						
Grade 12. Superintendent of schools.....	4	4,600	2	4,600	2	4,600
Superintendent.....	1	4,600	1	4,600	2	4,600
Grade 11. Superintendent.....	6	4,033	6	4,033	3	4,000
Grade 10. Superintendent.....	4	3,525	4	3,525	5.6	3,575
Field agent.....					0.5	3,500
Special agent.....			0.5	3,500		
Grade 9. Superintendent.....	15.5	3,336	15.5	3,336	14.4	3,330
Traveling auditor.....					2	3,200
Special agent.....			2	3,200		
Grade 8. Superintendent.....	10.5	3,010	9.5	3,010	9.5	3,010
Grade 7. Superintendent.....	4	2,900	4	2,900	6	2,900
Grade 6. Superintendent.....	1	2,700	1	2,700	1.5	2,633
Principal clerk.....	0.5	2,600	0.5	2,600		2,400
Grade 5. Senior clerk.....	3	2,367	3	2,367	3.5	2,228
Grade 4. Clerk.....	4	1,920	4	1,920	3	1,900
Grade 3. Assistant clerk.....	14	1,688	14	1,688	14	1,693
Financial clerk.....	1	1,680			2	1,830
Grade 2. Assistant clerk.....	11	1,620	1	1,620	1	1,620
Junior clerk.....	14	1,490	13	1,491	14	1,487
Financial clerk.....	2	1,500	2	1,500	2	1,530
Custodial service:						
Grade 8. Adviser.....	10	2,000	10	2,000	17.2	2,187
General mechanic.....	0.5	2,100	0.5	2,100	0.5	2,100
Grade 7. General mechanic.....	2	1,890	2	1,890	2	1,890
Engineer.....	3	1,880	3	1,880	3	1,880
Farm agent.....	3	1,860	3	1,860	3	1,860
Dairymen.....	8	1,860	8	1,860	7.2	1,860
Weaver.....	1	1,800	1	1,800	1	1,800
Grade 6. Carpenter.....	2	1,830	2	1,830	2	1,830
Engineer.....	25	1,745	24	1,746	24.4	1,740
Nurseryman.....	1	1,680	1	1,680	1	1,680
Adviser.....	3	1,690	2	1,680	3	1,680
Junior teacher, agriculture.....	1	1,800	1	1,800	1	1,800
Grade 5. Farmer.....	13	1,615	13	1,615	22.4	1,604
General mechanic.....	8	1,598	8	1,598	8.5	1,599
Dairymen.....	5	1,584	5	1,584	6	1,550
Carpenter.....	19	1,547	19	1,547	19.2	1,551
Adviser.....	20	1,560	21	1,560	19.2	1,567
Assistant engineer.....	9	1,523	7	1,526	7	1,560
Painter.....	1	1,500	1	1,500	1	1,500
Grade 4. Adviser.....	4	1,500	4	1,500	5	1,428
Cook.....	17	1,360	15.2	1,362	13.2	1,344
Laborer.....	1	1,320	1	1,320	1	1,320
Grade 3. Assistant adviser.....	1	1,500	1	1,500	1	1,500
Blacksmith.....	1	1,380	1	1,380	1	1,380
Adviser.....	14	1,285	16	1,286	20.4	1,276
Baker.....	18	1,235	19	1,235	24	1,232
Cook.....	20	1,240	21	1,242	22	1,235
Shoe and harness maker.....	2	1,380	2	1,380	2	1,380
Laborer.....	50	1,220	53	1,218	59.6	1,224
Matron.....	45	1,250	49.5	1,251	53.4	1,240
Gardener.....	2	1,290	2	1,290	2	1,290
Seamstress.....	25	1,256	26	1,257	30.4	1,247
Weaver.....	1	1,200	1	1,200	1	1,200
General mechanic.....	1	1,200	1	1,200	1	1,200
Grade 2. Assistant seamstress.....	1	1,140	1	1,140	1	1,140
Assistant matron.....	30	1,110	33	1,107	38.8	1,102
Laborer.....	35	1,098	40	1,095	42.2	1,092
Assistant.....	1	1,320	1	1,320	2	1,200
Cook.....	1	1,080	1	1,080	1	1,080
Laundress.....	23	1,115	24	1,116	32.4	1,121
Grade 1. Assistant.....	135	725	141	726	152	729
Housekeeper.....	90	600	71	600	76.2	600
Ungraded. Dentist.....	1	800	1	800	1	800
Teacher, school music.....	1	360	1	360	1	360
Operator, pumping station.....	1	1,200	1	1,200	1.5	1,200
Specialist in industrial education.....					1	240
Total permanent, field.....	1,375.5		1,243.7		1,306.1	
Deduct lapses and administrative furloughs.....		2,070,579		1,856,781		1,923,535
		25,000				
		2,045,579		1,856,781		1,923,525
Temporary employees, field.....		90,000		90,000		95,269
All personal services, field.....		2,135,579		1,946,781		2,018,804
Deduct subsistence and quarters furnished.....		209,560		186,220		197,560
		1,926,019		1,760,561		1,821,244
Deduct legislative reductions.....		213,550		292,015		185,350
01 Personal services (net).....		1,712,469		1,468,546		1,635,894
OTHER OBLIGATIONS						
02 Supplies and materials.....		800,000		815,000		734,745
05 Communication service.....		3,500		3,000		2,128
06 Travel expenses.....		60,000		60,000		48,047
07 Transportation of things.....		85,000		100,000		62,075
08 Printing, binding, photographic, etc.....		500		500		534
10 Furnishing of heat, light, power, water, and electricity.....		50,000		50,000		44,581

Indian School Support—Continued.

By objects		Obligations		
		Estimate, 1935	Estimate, 1934	Actual, 1933
OTHER OBLIGATIONS—continued				
11 Rents	\$3,000	\$5,000		\$3,260
12 Repairs and alterations	65,000	65,000		82,349
13 Special and miscellaneous expenses	6,981	10,844		6,973
22 Grants, subsidies, and contributions	895,000	895,000		593,516
30 Equipment	150,000	195,000		162,120
32 Structures and parts and nonstructural improvements to land				10,537
Total other obligations	2,118,981	2,199,344		1,750,865
Grand total obligations	3,831,450	3,667,890		3,386,759
Deduct amount transferred from "Indian moneys, proceeds of labor"				-344
Deduct in 1934 amount transferred from "Indian boarding schools"		-227,090		
Add in 1933 amount transferred to "Support of Indians and administration of Indian property"				+34,300
Deduct in 1933 expenditures from "Indian boarding schools" for Fort Totten, Cherokee, and Hayward				-254,434
Net total obligations	3,831,450	3,440,800		3,166,281
Estimated savings and unobligated balances		+150,000		+355,219
Total estimate or appropriation	3,831,450	3,590,800		3,521,500

Tribal funds—

Support of Indian schools from tribal funds: For the support of Indian schools, and other educational and industrial purposes in connection therewith, other than among the Five Civilized Tribes, there shall be expended from Indian tribal funds and from school revenues arising under the Act of May 17, 1926 (U.S.C., Supp. [V] VI, title 25, sec. 155a), not more than \$618,100 \$509,550, including not to exceed \$95,000 \$15,000 from trust funds of the Red Lake Indians [for support of schools on the Red Lake Reservation: *Provided*, That not more than \$7,500 of the above authorization of \$618,100 shall be expended for new construction at any one school unless herein expressly authorized]; for tuition and other educational purposes in the Choctaw Nation, \$40,000; for payment of tuition for Chippewa Indian children enrolled in the public schools of the State of Minnesota, \$48,000, payable from the principal sum on deposit to the credit of the Chippewa Indians in the State of Minnesota arising under section 7 of the Act of January 14, 1889 (25 Stat., p. 645); in all, \$706,100 \$597,550 (U.S.C., title 25, sec. 13; U.S.C., Supp. VI, title 25, sec. 155a; acts Jan. 14, 1889, 25 Stat., p. 645; Feb. 17, 1933, 47 Stat., pp. 832-833).

By objects		Obligations			
		Estimate, 1935		Estimate, 1934	
PERSONAL SERVICES, FIELD		Posi- tions	Av. salary	Posi- tions	Av. salary
Professional service:					
Grade 2. Physician		1	\$2,900	1	\$2,900
Subprofessional service:					
Grade 8. Principal				0.2	2,600
Grade 7. Day-school representative		2	2,210	2	2,210
Principal		1	2,300	2	2,330
Grade 6. Principal		1	2,100	1	2,100
Instructor of shop subjects				0.7	2,000
Grade 5. Teacher of home economics				1	1,860
Day-school representative				0.5	1,860
Nurse				1	1,800
Grade 4. Teacher, junior high		2	1,680	2	1,680
Teacher, elementary		3	1,680	5	1,680
Grade 3. Teacher, elementary		8	1,530	11	1,533
Teacher, home economics		1	1,500	1	1,500
Clerical, administrative, and fiscal service:					
Grade 11. Superintendent		2	3,650	2	3,650
Grade 10. Superintendent		1	3,500	1	3,500
Grade 9. Superintendent		1	3,200	1	3,200
Grade 3. Assistant clerk		1	1,680	1	1,680
Grade 2. Junior clerk		1	1,500	2	1,500
Custodial service:					
Grade 8. Adviser		1	2,000	1	2,000
Grade 7. Dairyman		1	1,860	2	1,860
Farm agent				1	1,860
Electrician		1	1,860	1	1,860
Grade 6. Engineer		3	1,700	3	1,695
Grade 5. Farmer		1	1,620	1	1,650
Grade 4. Adviser		2	1,350	2	1,350
Grade 3. Adviser		2	1,260	3	1,223
Cook		2	1,200	2	1,200
Matron		2	1,230	2	1,230
Seamstress		2	1,260	3	1,240
Laborer		3	1,220	4	1,215
Grade 2. Laundress		2	1,120	3	1,120
Laborer		1	1,080	1	1,080
Assistant matron		2	1,080	3	1,100

Tribal funds—Continued.

By objects		Obligations			
		Estimate, 1935		Estimate, 1934	
PERSONAL SERVICES, FIELD—continued		Posi- tions	Av. salary	Posi- tions	Av. salary
Custodial service—Continued.					
Grade 1. Assistant		4	\$760	5	\$756
Housekeeper		3	600	3	600
Ungraded. Physician		1	2,000	1	2,000
Total permanent, field		58	92,060	73	114,052
Temporary employees, field			20,000		25,000
All personal services, field			112,060		139,052
Deduct subsistence and quarters furnished			8,760		11,100
Deduct legislative reductions			103,300		127,952
01 Personal services (net)			11,200		20,860
OTHER OBLIGATIONS					
02 Supplies and materials			92,000		95,000
05 Communication service			1,000		1,000
06 Travel expenses			2,000		2,000
07 Transportation of things			15,000		15,000
08 Printing, binding, photographing, etc.			100		100
10 Furnishing of heat, light, power, water, and electricity			12,000		12,000
11 Rents			1,000		1,000
12 Repairs and alterations			25,000		30,000
13 Special and miscellaneous expenses			2,050		1,608
22 Grants, subsidies, and contributions			250,000		250,000
30 Equipment			30,000		30,000
32 Structures and parts and nonstructural improvements to land			5,000		5,000
Total other obligations			435,150		442,708
Grand total obligations			527,250		549,800
Add amounts expended from "Indian moneys, proceeds of labor," boarding schools			+20,300		+26,300
Net total obligations			547,550		576,100
Estimated savings and unobligated balances			+50,000		+130,000
Total estimate or appropriation			597,550		706,100
Deduct amount transferred from "Indian moneys, proceeds of labor"			-50,300		-61,300
Interest on Indian trust funds			-100,000		-150,000
Miscellaneous trust funds of Indian tribes			-447,250		-494,800

Tribal funds—

Education, Osage Nation, Oklahoma (tribal funds): For the education of unallotted Osage Indian children in the Saint Louis Mission Boarding School, Oklahoma, \$2,500 \$2,000, payable from funds held in trust by the United States for the Osage Tribe (U.S.C., title 25, sec. 13; act Feb. 17, 1933, 47 Stat., p. 833).

By objects		Obligations		
		Estimate, 1935	Estimate, 1934	Actual, 1933
22 Grants, subsidies, and contributions		\$2,000	\$2,000	\$4,000
Estimated savings and unobligated balances			500	
Total estimate or appropriation		2,000	2,500	4,000
Deduct amount transferred from "Miscellaneous trust funds of Indian tribes"		-2,000	-2,500	-4,000

Indian School Subsistence Summer Months—

For subsistence of pupils retained in Government boarding schools of all classes during summer months, \$90,000 \$45,000 (U.S.C., title 25, sec. 18; act Feb. 17, 1933, 47 Stat., p. 833).

Estimate 1935, \$45,000

Appropriated 1934, \$90,000

By objects		Obligations		
		Estimate, 1935	Estimate, 1934	Actual, 1933
02 Supplies and materials		\$45,000	\$50,000	\$86,155
Estimated savings and unobligated balances			40,000	11,845
Total estimate or appropriation		45,000	90,000	98,000

Indian School Transportation—

For collection and transportation of pupils to and from Indian and public schools, and for placing school pupils, with the consent of their parents, under the care and control of white families qualified to give them moral, industrial, and educational training, **[\$95,000]** \$60,000 (*U.S.C., title 25, sec. 13; act Feb. 17, 1933, 47 Stat., p. 833*).

Estimate 1935, **\$60,000**Appropriated 1934, **\$95,000**

By objects	Obligations		
	Estimate, 1935	Estimate, 1934	Actual, 1933
PERSONAL SERVICES, FIELD			
01 Personal services (net).....	\$8,000	\$10,000	\$10,523
OTHER OBLIGATIONS			
06 Travel expenses.....	52,000	60,000	69,558
13 Special and miscellaneous expenses.....			20
Total other obligations.....	52,000	70,000	69,578
Grand total obligations.....	60,000	80,000	80,101
Add in 1933 amount of 1933 appropriation transferred to "Support of Indians and administration of Indian property".....			+3,960
Net total obligations.....	60,000	80,000	84,061
Estimated savings and unobligated balances.....		+15,000	+15,939
Total estimate or appropriation.....	60,000	95,000	100,000

Indian School Buildings—

For lease, purchase, repair, and improvement of buildings at Indian schools not otherwise provided for, including the purchase of necessary lands and the installation, repair, and improvement of heating, lighting, power, and sewerage and water systems in connection therewith, **[\$272,600]** \$272,000, [for construction of physical improvements, \$192,000, to be immediately available; in all, \$464,600: *Provided*, That not more than \$7,500 out of this appropriation shall be expended for new construction at any one school or institution except for new construction authorized as follows: New Mexico: Northern Navajo, construction of heating and power systems, \$57,000; North Dakota: Turtle Mountain, improvement of water supply and sewer system, \$17,000; South Dakota: Pine Ridge, central heating plant, \$38,000] (*U.S.C., title 25, sec. 13; act Feb. 17, 1933, 47 Stat., p. 833*).

Estimate 1935, **\$272,000**Appropriated 1934, **\$464,600**

By objects	Obligations					
	Estimate, 1935		Estimate, 1934		Actual, 1933	
PERSONAL SERVICES, FIELD	Posi- tions	Av. salary	Posi- tions	Av. salary	Posi- tions	Av. salary
Professional service:						
Grade 3. Associate draftsman	1	\$3, 200	1	\$3, 200	1	\$3, 200
Subprofessional service:						
Grade 8. Assistant draftsman	2	2, 600	2	2, 600	2	2, 600
Grade 7. Construction foreman			0.3	2, 500	1	2, 500
Grade 6. Senior engineering draftsman	1	2, 100	1	2, 100		
Clerical, administrative, and fiscal service:						
Grade 12. Chief supervisor of construc- tion	1	5, 000	1	5, 000	1	5, 000
Grade 9. Superintendent of construction	3	3, 333	3	3, 333	3	3, 333
Grade 8. Superintendent of construction	2	2, 750	1.7	2, 730	1	2, 900
Total permanent, field	10	31, 000	10	30, 900	9	28, 800
Deduct lapses and administrative furloughs		1, 000		500		
Net permanent, field		30, 000		30, 400		28, 800
Temporary employees, field						2, 297
All personal services, field		30, 000		30, 400		31, 097
Deduct legislative reductions		3, 000		4, 560		2, 880
01 Personal services (net)		27, 000		25, 840		28, 217
OTHER OBLIGATIONS						
02 Supplies and materials		200		200		235
05 Communication service						12
06 Travel expenses		7, 000		7, 000		6, 020
11 Rents						1, 981
12 Repairs and alterations		237, 000		234, 100		197, 830
13 Special and miscellaneous expenses				111		52
30 Equipment		800		500		1, 132
32 Structures and parts and nonstructural improvements to land				2, 000		86, 130
Total other obligations		245, 000		243, 911		293, 592
Grand total obligations		272, 000		269, 751		321, 809

Indian School Buildings—Continued.

By objects	Obligations		
	Estimate, 1935	Estimate, 1934	Actual, 1933
OTHER OBLIGATIONS—continued			
1931 appropriation obligated in 1933.....			—\$10,179
1934 appropriation obligated in 1933.....		+ \$929	—929
Transfer to "Support of Indians and administration of Indian property".....			+3,180
Transfer to "Salaries, Bureau of Indian Affairs".....			+15,000
Transfer to "Pay of Indian police".....			+10,000
Net total obligations.....	\$272,000	270,680	338,881
Estimated savings and unobligated balances.....		193,920	103,119
Total estimate or appropriation.....	272,000	464,600	442,000

National Industrial Recovery, Interior, Indians—

By objects	Obligations		
	Estimate, 1935	Estimate, 1934	Actual, 1933
Indian school buildings			
12 Repairs and alterations.....	\$31,000	\$149,000	
32 Structures and parts and nonstructural improvements to land.....	1,767,500	1,972,300	
Total obligations.....	1,798,500	2,121,300	
1934 appropriations obligated in 1935.....	—1,798,500	+1,798,500	
Received by transfer from "Federal Emergency Administration of Public Works".....		—3,919,800	
Total estimate or appropriation.....			

Leupp Indian School and Agency, Ariz., Flood Protection and Drainage—

[For flood protection and drainage, Leupp Indian School and Agency, Arizona, \$29,500, to be immediately available] (*U.S.C., title 25, sec. 13; act Feb. 17, 1933, 47 Stat., p. 833*).

Appropriated 1934, **\$29,500**

By objects	Obligations		
	Estimate, 1935	Estimate, 1934	Actual, 1933
OTHER OBLIGATIONS			
32 Structures and parts and nonstructural improvements to land.....		\$2,032	\$27,468
1934 appropriation obligated in 1933.....		+27,468	—27,468
Total estimate or appropriation.....		29,500	

Indian Boarding Schools—

For support and education of Indian pupils at the following nonreservation boarding schools in not to exceed the following amounts, respectively:

Phoenix, Arizona: For [seven hundred and twenty-five] five hundred pupils, including not to exceed \$1,500 for printing and issuing school paper, **[\$226,860]** \$153,610; for pay of superintendent, drayage, and general repairs and improvements, **[\$27,620]** \$23,540; in all, **[\$254,480]** \$177,150 (*U.S.C., title 25, sec. 13; act Feb. 17, 1933, 47 Stat., p. 833*).

Est. 1935, \$177,150

App. 1934, \$254,480

By objects	Obligations					
	Estimate, 1935		Estimate, 1934		Actual, 1933	
PERSONAL SERVICES, FIELD	Posi- tions	Av. salary	Posi- tions	Av. salary	Posi- tions	Av. salary
Professional service:						
Grade 2. Physician.....					1	\$3,300
Subprofessional service:						
Grade 8. Head of industrial department.....	1	\$2,900	1	\$2,900	1	2,900
Head of home economics department.....	1	2,900	1	2,900	1	2,900
Grade 7. Instructor of shop subjects.....	1	2,400	1	2,400	1	2,400
Director of agriculture.....	1	2,300	1	2,300	1	2,300

Indian Boarding Schools—Continued.

By objects	Obligations					
	Estimate, 1935		Estimate, 1934		Actual, 1933	
	Posi- tions	Av. salary	Posi- tions	Av. salary	Posi- tions	Av. salary
PERSONAL SERVICES, FIELD—continued						
Subprofessional service—Continued.						
Grade 6. Superintendent of industries.....	1	\$2,000	1	\$2,000	1	\$2,200
Teacher of home economics.....	1	2,000	1	2,000	1	2,000
Grade 5. Teacher, senior high.....	2	1,860	2	1,860	2	1,860
Teacher, physical education.....	2	1,860	2	1,860	2	1,860
Teacher, home economics.....	3	1,860	3	1,860	2	1,860
Teacher, fine and applied arts.....	1	1,860	1	1,860	1	1,860
Grade 4. Printer.....	1	1,860	1	1,860	1	1,860
Teacher, junior high.....	6	1,770	8	1,770	8	1,770
Teacher, home economics.....					1	1,740
Teacher, elementary.....			1	1,680	2	1,680
Teacher, junior-high music.....	1	1,680	1	1,680	1	1,680
Grade 3. Teacher, elementary.....			2	1,620	5	1,584
Band leader.....	1	1,440	1	1,440	1	1,440
Clerical, administrative, and fiscal service:						
Grade 12. Superintendent.....	1	4,600	1	4,600	1	4,600
Grade 8. Assistant superintendent and principal.....	1	3,000	1	3,000	1	3,000
Grade 5. Senior clerk.....	1	2,000	1	2,000	1	2,600
Grade 4. Financial clerk.....	1	1,980	1	1,980		
Grade 3. Assistant clerk.....	1	1,680	1	1,680	1	1,680
Grade 2. Junior clerk.....	2	1,680	2	1,680	3	1,720
Custodial service:						
Grade 10. Adviser (girls).....	1	2,600	1	2,600	1	2,600
Adviser (boys).....	1	2,600	1	2,600	1	2,600
Grade 8. Engineer.....	1	2,100	1	2,100	1	2,100
Grade 7. Adviser.....	2	1,920	2	1,920	2	1,920
Dairyman.....	1	1,860	1	1,860	1	1,860
Grade 6. Mason.....	1	1,920	1	1,920	1	1,920
Plumber.....	1	1,860	1	1,860	1	1,860
Carpenter.....	2	1,830	2	1,830	2	1,830
Baker.....	1	1,680	1	1,680	1	1,680
General mechanic.....	2	1,680	2	1,680	2	1,680
Grade 5. Poultryman.....	1	1,620	1	1,620	1	1,680
Assistant engineer.....	1	1,620	1	1,620	1	1,620
Painter.....	1	1,560	1	1,560	1	1,560
Gardener.....	1	1,560	1	1,560	1	1,560
Tailor.....	1	1,500	1	1,500	1	1,500
Cook.....	1	1,500	1	1,500	1	1,500
Farmer.....	1	1,560	1	1,560	1	1,560
Grade 3. Shoe and harness maker.....	1	1,500	1	1,500	1	1,500
Seamstress.....	1	1,440	1	1,440	1	1,440
Matron.....	4	1,310	5	1,308	6	1,310
Laborer.....	2	1,260	2	1,260	2	1,350
Cook.....	1	1,200	1	1,200	1	1,200
Grade 2. Laundress.....	1	1,380	1	1,380	1	1,380
Assistant matron.....	2	1,140	2	1,140	4	1,080
Grade 1. Assistant.....	6	720	8	720	9	720
Total permanent, field.....	67	115,990	75	127,080	85	141,690
Deduct lapses and administrative furloughs.....				4,000		6,500
Net permanent, field.....		115,990		123,080		135,190
Temporary employees, field.....		2,500		2,000		2,048
All personal services, field.....		118,490		125,080		137,238
Deduct subsistence and quarters furnished.....		13,060		13,840		15,640
Deduct legislative reductions.....		105,430		111,240		121,598
		11,850		18,760		13,160
01 Personal services (net).....		93,580		92,480		108,438
OTHER OBLIGATIONS						
02 Supplies and materials.....		36,450		70,000		77,699
05 Communication service.....		800		850		885
06 Travel expenses.....		300		300		192
07 Transportation of things.....		400		400		75
08 Printing, binding, photographing, etc.....		100		100		98
10 Furnishing of heat, light, power, water, and electricity.....		9,000		12,000		12,981
11 Rents.....		400		400		383
12 Repairs and alterations.....		23,000		27,000		29,473
13 Special and miscellaneous expenses.....		6,695		7,175		11,240
30 Equipment.....		4,000		7,000		13,211
32 Structures and parts and nonstructural improvements to land.....						12,011
Total other obligations.....		81,145		125,225		153,248
Grand total obligations.....		174,725		217,705		266,686
Deduct amount transferred from "Indian moneys, proceeds of labor".....		-2,000		-2,000		-3,528
Add in 1933 amount transferred to "Indian boarding schools" (day school construction, etc.).....						+20,000
Net total obligations.....		172,725		215,705		283,158
Reduction to meet differential.....		+4,425		+5,810		+11,150
Estimated savings and unobligated balances.....				32,965		22,192
Total estimate or appropriation.....		177,150		254,480		316,500

Indian Boarding Schools—Continued.

Truxton Canyon, Arizona: For two hundred and fifteen pupils, \$62,380; for pay of superintendent, drayage, and general repairs and improvements, \$9,735; for employees' quarters, \$3,000; in all, \$75,115 (U.S.C., title 25, sec. 13; act Feb. 17, 1933, 47 Stat., p. 833).

App. 1934, \$75,115

By objects	Obligations					
	Estimate, 1935		Estimate, 1934		Actual, 1933	
	Posi- tions	Av. salary	Posi- tions	Av. salary	Posi- tions	Av. salary
PERSONAL SERVICES, FIELD						
Subprofessional service:						
Grade 8. Principal.....			0.1	\$2,600	1	\$2,600
Grade 7. Principal.....			0.9	2,300		
Grade 6. Instructor of shop subjects.....			1	2,000	1	2,000
Grade 5. Teacher, home economics.....			1	1,860	1	1,860
Grade 4. Teacher, junior high.....			1	1,740	1.4	1,775
Teacher, elementary.....			3	1,680	2.6	1,680
Grade 3. Teacher, elementary.....			2	1,560	2	1,560
Clerical, administrative, and fiscal service:						
Grade 8. Superintendent.....			1	3,000	1	3,000
Grade 3. Financial clerk.....			1	1,680	1	1,680
Grade 2. Junior clerk.....			1	1,440	1	1,440
Custodial service:						
Grade 8. Adviser (girls).....					1	2,000
Grade 6. Engineer.....			1	1,740	1	1,740
Grade 5. Assistant engineer.....			1	1,500	1	1,500
Adviser (girls).....			1	1,800		
Grade 4. Cook.....			1	1,380	1	1,380
Grade 3. Seamstress.....			1	1,320	1	1,320
Matron.....			1	1,200	1	1,200
Adviser (boys).....			1	1,200	1	1,200
Laborer.....			1	1,200	1	1,200
Grade 2. Laundress.....			1	1,200	1	1,200
Laborer.....			1	1,080	1	1,120
Assistant matron.....			1	1,080	1	1,080
Grade 1. Assistant (Indian).....			5	720	5	720
Total permanent, field.....			28	40,510	28	41,093
Temporary employees, field.....				1,000		1,588
All personal services, field.....				41,510		42,681
Deduct subsistence and quarters furnished.....				5,340		5,340
Deduct legislative reductions.....				36,170		37,341
				6,225		3,883
01 Personal services (net).....				29,945		33,458
OTHER OBLIGATIONS						
02 Supplies and materials.....				21,000		22,586
05 Communication service.....				75		61
06 Travel expenses.....				150		131
07 Transportation of things.....				600		543
11 Rents.....				200		284
12 Repairs and alterations.....				9,000		11,932
13 Special and miscellaneous expenses.....				605		1,508
30 Equipment.....				3,000		4,144
32 Structures and parts and nonstructural improvements to land.....						600
Total other obligations.....				34,630		41,789
Grand total obligations.....				64,575		75,247
Deduct amount transferred to "Indian moneys, proceeds of labor".....				-700		-166
Deficiency appropriation obligated in 1933.....						-602
Net total obligations.....				63,875		74,479
Reductions to meet differential.....				+1,000		+968
Estimated savings and unobligated balance.....				+10,240		+3,628
Total estimate or appropriation.....				75,115		79,075

National Industrial Recovery, Interior, Indians—

By objects	Obligations		
	Estimate, 1935	Estimate, 1934	Actual, 1933
Truxton Canyon			
32 Structures and parts and nonstructural improvements to land.....		\$32,000	
Received by transfer from Federal Emergency Administration of Public Works.....		-32,000	
Total estimate or appropriation.....			

Indian Boarding Schools—Continued.

【Theodore Roosevelt Indian School, Fort Apache, Arizona: Four hundred pupils, \$115,930; for pay of superintendent, drayage, and general repairs and improvements, \$22,750; in all, \$138,680】
(U.S.C., title 25, sec. 13; act Feb. 17, 1933, 47 Stat., p. 833).

App. 1934, \$138,680

By objects	Obligations					
	Estimate, 1935		Estimate, 1934		Actual, 1933	
PERSONAL SERVICES, FIELD	Posi- tions	Av. salary	Posi- tions	Av. salary	Posi- tions	Av. salary
Professional service:						
Grade 3. Physician.....					1	\$3,200
Subprofessional service:						
Grade 6. Principal.....					1	2,200
Instructor of shop subjects.....					1	2,000
Grade 5. Nurse.....					1	1,800
Grade 4. Teacher, elementary.....			1	\$1,680	6	1,680
Grade 3. Teacher, home economics.....					1	1,620
Teacher, elementary.....			2	1,590	6	1,540
Clerical, administrative, and fiscal service:						
Grade 8. Superintendent.....					1	3,000
Grade 4. Clerk.....					1	1,980
Grade 3. Financial clerk.....					1	1,740
Grade 2. Junior clerk.....					1	1,500
Custodial service:						
Grade 7. Engineer.....					1	1,920
Grade 5. Farmer.....					1	1,680
Adviser (boys).....					1	1,620
Assistant engineer.....			1	1,620	1	1,620
Carpenter.....					1	1,500
Dairyman.....					1	1,680
Adviser (girls).....					1	1,800
Grade 4. Cook.....			1	1,400	1	1,440
Grade 3. Baker.....					1	1,320
Laborer.....					5	1,296
Matron.....			1.3	1,261	6	1,250
Adviser (boys).....					1	1,260
Seamstress.....					1	1,260
Grade 2. Laundress.....					1	1,140
Laborer.....					2	1,080
Assistant matron.....			1	1,080	1	1,080
Attendant, ward.....					1	1,080
Grade 1. Assistant.....					5	720
Total permanent, field.....			7.3	10,639	53	78,505
Temporary employees, field.....				2,000		10,793
All personal services, field.....				12,369		84,298
Deduct subsistence and quarters furnished.....				1,176		9,140
Deduct legislative reductions.....				11,463		75,158
				1,895		7,550
01 Personal services (net).....				9,568		67,608
OTHER OBLIGATIONS						
02 Supplies and materials.....				9,000		39,934
05 Communication service.....				100		82
06 Travel expenses.....				100		123
07 Transportation of things.....				500		1,009
08 Printing, binding, photographing.....						11
12 Repairs and alterations.....				16,000		17,766
13 Special and miscellaneous expenses.....				762		21
30 Equipment.....						7,063
32 Structures and parts and nonstructural improvements to land.....						43,062
Total other obligations.....				26,462		109,071
Grand total obligations.....				36,030		176,679
Deduct amount transferred from "Indian moneys, proceeds of labor".....				-500		-431
1931 appropriation obligated in 1933.....						-42,943
Net total obligations.....				35,530		133,305
Reduction to meet differential.....				+3,000		+4,675
Estimated savings and unobligated balances.....				+100,150		+21,145
Total estimate or appropriation.....				138,680		159,125

Sherman Institute, Riverside, California: For 【eight hundred】 six hundred and fifty pupils, including not to exceed \$1,000 for printing and issuing school paper, 【\$251,285】 \$199,870; for pay of superintendent, drayage, and general repairs and improvements, 【\$19,615】 \$18,540; in all, 【\$270,900】 \$218,410 (U.S.C., title 25, sec. 13; act Feb. 17, 1933, 47 Stat., p. 833).

Est. 1935, \$218,410

App. 1934, \$270,900

By objects	Obligations					
	Estimate, 1935		Estimate, 1934		Actual, 1933	
PERSONAL SERVICES, FIELD	Posi- tions	Av. salary	Posi- tions	Av. salary	Posi- tions	Av. salary
Subprofessional services:						
Grade 8. Principal.....			0.2	\$2,900	1	\$2,900
Head of industrial training.....	1	\$2,900	1	2,900	1	2,900
Grade 7. Director of agriculture.....		2,400	1	2,400	1	2,400
Instructor of shop subjects.....	2	2,300	2	2,300	2	2,300
Chief nurse.....	1	2,300	1	2,300	1	2,300

Indian Boarding Schools—Continued.

By objects	Obligations					
	Estimate, 1935		Estimate, 1934		Actual, 1933	
	Posi- tions	Av. salary	Posi- tions	Av. salary	Posi- tions	Av. salary
PERSONAL SERVICES, FIELD—continued						
Subprofessional services—Continued.						
Grade 6. Principal, home economics.....	1	\$2,200	1	\$2,200	1	\$2,200
Teacher of home economics.....	3	2,000	3	2,000	2	2,000
Superintendent of industries.....	1	2,300	1	2,300	1	2,300
Physical director.....	1	2,000	1	2,000	1	2,000
Grade 5. Teacher, school music.....			0.2	1,860	1	1,860
Teacher, fine and applied arts.....	1	1,860	1	1,860	1	1,860
Teacher, physical education.....	1	1,860	1	1,860	1	1,860
Teacher, senior high.....	5	1,860	6	1,870	6	1,880
Nurse.....	2	1,800	2	1,800	3	1,800
Grade 4. Printer.....	1	1,860	1	1,860	1	1,860
Teacher, home economics, junior high.....	1	1,860	1	1,860	1	1,860
Teacher, junior high.....	6	1,730	7	1,732	8	1,748
Teacher, music.....	1	1,740	1	1,740	1	1,740
Teacher, home economics.....					1	1,740
Teacher, elementary.....					1	1,740
Grade 3. Teacher, elementary.....					6	1,530
Teacher, band.....	1	1,440	1	1,440	1	1,800
Clerical, administrative, and fiscal service:						
Grade 12. Superintendent.....	1	4,600	1	4,600	1	4,600
Grade 8. Assistant superintendent.....	1	3,000	1	3,000	1	3,000
Grade 6. Principal clerk.....	1	2,700	1	2,700	1	2,700
Grade 3. Assistant clerk.....	3	1,760	3	1,760	3	1,820
Grade 2. Junior clerk.....	1	1,440	1	1,440	2	1,470
Custodial service:						
Grade 10. Advisor.....	2	2,600	2	2,600	2	2,600
Grade 8. Engineer.....	1	2,000	1	2,000	1	2,100
Grade 7. Electrician.....	1	1,860	1	1,860	1	1,860
Teacher of agriculture.....	1	1,860	1	1,860	1	1,860
Instructor of auto mechanics.....	1	1,800	1	1,800	1	1,800
Blacksmith.....	1	1,800	1	1,800	1	1,800
Shoe and harness maker.....	1	1,800	1	1,800	1	1,800
Grade 6. Carpenter.....	1	1,800	1	1,800	1	1,800
Mason.....	1	1,800	1	1,800	1	1,800
Plumber.....	1	1,800	1	1,800	1	1,800
Baker.....	1	1,680	1	1,680	1	1,680
Grade 5. Painter.....	1	1,860	1	1,860	1	1,860
Farmer.....	2	1,680	2	1,680	2	1,680
Dairyman.....	1	1,620	1	1,620	1	1,620
Carpenter.....	1	1,560	1	1,560	1	1,560
Tailor.....	1	1,560	1	1,560	1	1,560
Outing matron.....	1	1,620	1	1,620	1	1,620
Assistant adviser.....	2	1,620	2	1,620	2	1,620
Gardner.....	1	1,560	1	1,560	1	1,560
Poultryman.....	1	1,560	1	1,560	1	1,560
Assistant engineer.....	1	1,680	1	1,680	1	1,560
Cook.....	1	1,500	1	1,500	1	1,500
Grade 3. Seamstress.....	1	1,380	1	1,380	2	1,320
Matron.....	6	1,220	6	1,220	8	1,230
Laborer.....	4	1,200	5	1,200	5	1,200
Cook.....	2	1,200	2	1,200	2	1,200
Grade 2. Laundress.....	1	1,080	1	1,080	2	1,146
Assistant matron.....	3	1,160	3	1,160	3	1,160
Attendant (ward).....	2	1,080	2	1,080	2	1,080
Laborer.....	1	1,080	2	1,080	2	1,080
Grade 1. Assistant.....	9	720	11	720	11	720
Ungraded. Physician.....	1	2,100	1	2,100	1	2,100
Total permanent, field.....	92	152,420	98.4	160,756	114	185,340
Deduct lapses and administrative furloughs.....		2,500		5,000		9,000
Net permanent, field.....		149,920		155,756		176,340
Temporary employees, field.....		1,000		1,000		246
All personal services, field.....		150,920		156,756		176,586
Deduct subsistence and quarters furnished.....		16,240		16,960		19,480
Deduct legislative reductions.....		134,680		139,796		157,106
01 Personal services (net).....		15,090		23,515		17,698
		119,590		116,281		139,408
OTHER OBLIGATIONS						
02 Supplies and materials.....		56,500		71,000		74,000
05 Communication service.....		1,000		1,000		1,110
06 Travel expenses.....		800		800		850
07 Transportation of things.....		800		1,000		802
08 Printing, binding, photographing, etc.....		200		200		223
10 Furnishing of heat, light, power, water, and electricity.....		10,500		11,000		11,164
11 Rents.....		200		200		169
12 Repairs and alterations.....		16,000		18,000		20,505
13 Special and miscellaneous expenses.....		1,120		1,989		2,401
22 Grants, subsidies, and contributions.....		300		300		100
30 Equipment.....		7,000		9,000		20,086
32 Structures and parts and nonstructural improvements to land.....						32
Total other obligations.....		94,420		114,489		131,242
Grand total obligations.....		214,010		230,770		270,650
Deduct amount transferred from "Indian moneys, proceeds of labor".....		-1,000		-1,000		-676
Add in 1933 amount transferred to "Indian boarding schools" (day-school construction, etc.).....						+20,000
Net total obligations.....		213,010		229,770		289,974
Reduction to meet differential.....		+5,400		+5,900		+11,340
Estimated savings and unobligated balances.....				+35,230		+20,930
Total estimate or appropriation.....		218,410		270,900		322,250

Haskell Institute, Lawrence, Kansas: For [nine hundred] six hundred pupils, including not to exceed \$2,500 for printing and issuing school paper, [\$282,885] \$184,145; for pay of superintendent, drayage, and general repairs and improvements, including necessary drainage work, [\$29,615] \$22,540; in all, [\$312,500] \$206,685: [Provided, That the unexpended balance of the appropriation contained in the Interior Department Appropriation Act, fiscal year 1933, for shop building, including equipment, is hereby continued available until June 30, 1934] (U.S.C., title 25, sec. 13; act Feb. 17, 1933, 47 Stat., p. 833).

Est. 1935, \$206,685

App. 1934, \$312,500

By objects	Obligations					
	Estimate, 1935		Estimate, 1934		Actual, 1933	
	Posi- tions	Av. salary	Posi- tions	Av. salary	Posi- tions	Av. salary
PERSONAL SERVICES, FIELD						
Professional service:						
Grade 3. Physician.....	1	\$3,200	1	\$3,200	1	\$3,200
Subprofessional service:						
Grade 8. Head of boys' activities.....	1	2,600	1	2,600		
Head of industrial department.....	1	2,900	1	2,900	1	2,900
Head of home economics department.....	1	2,900	1	2,900	1	2,900
Head of commercial department.....	1	2,900	1	2,900	1	2,900
Grade 7. Instructor of shop subjects.....	3	2,333	3	2,333	3	2,333
Head nurse.....	1	2,000	1	2,000	1	2,000
Grade 6. Printer.....	1	2,400	1	2,400	1	2,400
Teacher of home economics.....	3	2,033	3	2,033	4	2,025
Teacher, native arts and crafts.....	1	2,000	1	2,000		
Grade 5. Nurse.....	1	1,800	1	1,800	1	1,800
Teacher, senior high.....	14	1,933	14	1,933	22	1,928
Teacher, home economics.....	3	1,860	3	1,860	3	1,860
Teacher, fine and applied arts.....					1	1,860
Teacher, band and orchestra.....	1	1,860	1	1,860	1	1,860
Director of physical education.....					1	1,860
Grade 4. Teacher, junior high.....	1	1,920	1	1,920	1	1,920
Teacher, music, junior high.....					1	1,920
Librarian.....	1	1,620	1	1,620	1	1,680
Grade 3. Teacher, school music.....	1	1,620	1	1,620		
Clerical, administrative and fiscal service:						
Grade 12. Superintendent.....	1	4,600	1	4,600	1	4,600
Grade 9. Assistant Superintendent.....	1	3,200	1	3,200	1	3,200
Grade 6. Principal clerk.....					1	2,600
Senior clerk.....	1	2,300	1	2,300		
Grade 4. Clerk.....	2	1,890	2	1,890	2	1,890
Grade 3. Assistant clerk.....	3	1,660	3	1,660	2	1,680
Grade 2. Junior clerk.....					1	1,440
Custodial service:						
Grade 10. Adviser (girls).....	1	2,600	1	2,600	1	2,600
Adviser (boys).....					1	2,200
Grade 8. Engineer.....	1	2,200	1	2,200	1	2,200
Grade 7. Teacher of agriculture.....					1	1,920
Grade 6. Carpenter.....	1	1,860	1	1,860	1	1,860
Mason.....	1	1,860	1	1,860	1	1,860
Baker.....	1	1,680	1	1,680	1	1,680
Plumber.....	1	1,860	1	1,860	1	1,860
Cook.....	1	1,620	1	1,620	1	1,620
Grade 5. Dairyman.....	1	1,680	1	1,680	1	1,680
Carpenter.....	1	1,680	1	1,680	1	1,680
Gardener.....	1	1,680	1	1,680	1	1,680
Adviser (boys and girls).....					2	1,620
Poultryman.....	1	1,680	1	1,680	1	1,620
Assistant engineer.....	1	1,500	1	1,500	1	1,500
Painter.....	1	1,500	1	1,500	1	1,500
Farmer.....	1	1,620	1	1,620	1	1,620
Adviser's assistant.....					1	1,500
Grade 4. Cook.....	1	1,320	1	1,320	1	1,320
Grade 3. Blacksmith.....	1	1,440	1	1,440	1	1,440
Shoe and harness maker.....	1	1,440	1	1,440	1	1,440
Seamstress.....					1	1,320
Laborer.....	5	1,272	5	1,272	5	1,272
Matron.....	9	1,207	9	1,207	10	1,212
Grade 2. Laundress.....	1	1,380	1	1,380	1	1,380
Laborer.....	1	1,080	1	1,080	1	1,080
Grade 1. Assistant.....					2	720
Ungraded. Dentist.....	1	450	1	450	1	450
Total permanent, field.....	78	143,675	78	143,675	96	173,462
Deduct lapses and administrative furloughs.....		4,000		5,000		6,279
Net permanent, field.....		139,675		138,675		167,183
Temporary employees, field.....		3,500		3,500		3,000
All personal services, field.....		143,175		142,175		170,183
Deduct subsistence and quarters furnished.....		14,740		14,740		17,740
Deduct legislative reductions.....		128,435		127,435		152,443
		14,315		21,335		16,346
01 Personal services (net).....		114,120		106,100		136,097
OTHER OBLIGATIONS						
02 Supplies and materials.....		52,000		59,000		93,243
05 Communication service.....		800		1,000		1,055
06 Travel expenses.....		500		500		922
07 Transportation of things.....		900		1,000		3,080
08 Printing, binding, photographing, etc.....		100		100		60
10 Furnishing of heat, light, power, water, and electricity.....		12,000		12,000		13,288
11 Rents.....		300		300		177
12 Repairs and alterations.....		18,000		20,000		37,299
13 Special and miscellaneous expenses.....		300		400		529

Indian Boarding Schools—Continued.

By objects	Obligations		
	Estimate, 1935	Estimate, 1934	Actual, 1933
OTHER OBLIGATIONS—continued			
30 Equipment.....	\$4,000	\$6,000	\$25,580
32 Structures and parts and nonstructural improvements to land.....		13,833	43,818
Total other obligations.....	88,900	114,133	219,041
Grand total obligations.....	203,020	220,233	355,138
Deduct amount transferred from "Indian moneys, proceeds of labor".....	-1,500	-1,500	-1,717
1933 appropriation obligated in 1934.....		-13,833	+13,833
1931 appropriation obligated in 1933.....			-20,929
Net total obligations.....	201,520	204,900	346,325
Reduction to meet differential.....	+5,165	+7,000	+14,400
Estimated savings and unobligated balances.....		+100,600	+35,275
Total estimate or appropriation.....	206,685	312,500	396,000

National Industrial Recovery, Interior, Indians—

Haskell			
32 Structures and parts and nonstructural improvements to land.....	\$10,000	\$21,000	
1934 appropriations obligated in 1935.....	-10,000	+10,000	
Received by transfer from Federal Emergency Administration of Public Works.....		-31,000	
Total estimate or appropriation.....			

Indian Boarding Schools—Continued.

Mount Pleasant, Michigan: For three hundred and twenty-five pupils, \$97,850; for pay of superintendent, drayage, and general repairs and improvements, \$13,750; in all, \$111,600 (U.S.C., title 25, sec. 13; act Feb. 17, 1933, 47 Stat., p. 833).

App. 1934, \$111,600

By objects	Obligations					
	Estimate, 1935		Estimate, 1934		Actual, 1933	
	Posi- tions	Av. salary	Posi- tions	Av. salary	Posi- tions	Av. salary
PERSONAL SERVICES, FIELD						
Professional service:						
Grade 2. Physician.....					1	\$2,900
Subprofessional service:						
Grade 8. Principal.....					1	2,900
Grade 7. School social worker.....			1	\$2,300	1	2,300
Grade 6. Instructor of shop subjects.....					1	2,000
Grade 5. Nurse.....					1	1,920
Teacher, home economics.....					1	1,860
Grade 4. Teacher, junior high.....					3	1,780
Teacher, elementary.....					1	1,680
Grade 3. Teacher, music.....					1	1,620
Teacher, elementary.....					5	1,536
Physical director.....					1	1,560
Teacher, home economics.....					1	1,500
Teacher, band.....					1	1,440
Clerical, administrative, and fiscal service:						
Grade 8. Superintendent.....			1	3,300	1	3,000
Grade 5. Senior clerk.....			1	2,000	1	2,000
Grade 3. Assistant clerk.....					1	1,620
Grade 2. Junior clerk.....					1	1,440
Custodial service:						
Grade 7. Engineer.....					1	1,860
Grade 6. Carpenter.....					1	1,860
Grade 5. Farmer.....					1	1,680
Dairyman.....					1	1,620
Assistant engineer.....			1	1,500	1	1,500
Adviser (boys).....					1	1,560
Adviser (girls).....					1	1,500
Grade 4. Cook.....			1	1,440	1	1,440
Grade 3. Seamstress.....					1	1,320
Baker.....					1	1,320
Laborer.....			2	1,230	4	1,230
Matron.....					4	1,230
Grade 2. Laundress.....					1	1,140
Assistant matron.....			1	1,080	1	1,080
Attendant, ward.....					1	1,080
Laborer.....					1	1,080
Grade 1. Assistant.....					3	780
Total permanent, field.....			8	14,080	48	74,860
Temporary employees, field.....				1,000		1,466
All personal services, field.....				15,080		76,326
Deduct subsistence and quarters furnished.....				1,620		8,580
Deduct legislative reductions.....				13,460		67,746
				2,260		7,337
01 Personal services (net).....				11,200		60,409

Indian Boarding Schools—Continued.

By objects	Obligations		
	Estimate, 1935	Estimate, 1934	Actual, 1933
OTHER OBLIGATIONS			
02 Supplies and materials.....		\$5,500	\$27,579
05 Communication service.....		100	174
06 Travel expenses.....		300	1,114
07 Transportation of things.....		100	661
08 Printing, binding, photographing, etc.			67
10 Furnishing of heat, light, power, water, and electricity.....		1,000	2,567
11 Rents.....			302
12 Repairs and alterations.....		2,900	9,290
13 Special and miscellaneous expenses.....		90	194
22 Grants, subsidies, and contributions.....			80
30 Equipment.....			6,451
Total other obligations.....		9,990	48,449
Grand total obligations.....		21,190	108,858
Deduct amount transferred from "Indian moneys, proceeds of labor".....		-100	-10
Add in 1933 amount transferred to "Indian boarding schools" (day-school construction, etc.).....			+10,000
Add in 1934 amount transferred to "Indian school support".....		+75,000	
Add in 1933 amount transferred to "Support of Indians and administration of Indian property".....			+4,560
Net total obligations.....		96,090	123,408
1932 appropriation available for 1933.....			-38,000
Reduction to meet differential.....		+1,000	+4,825
Estimated savings and unobligated balances.....		+14,510	+46,892
Total estimate or appropriation.....		111,600	137,125

Pipestone, Minnesota: For [three hundred and twenty-five] two hundred and fifty pupils, [\$97,440] \$73,680; for pay of superintendent, drayage, and general repairs and improvements, [\$17,740] \$14,690 [for septic tank and sewer system, \$13,500, to be immediately available]; in all, [\$128,680] \$88,370 [Provided, That the unexpended balance of the appropriation contained in the Second Deficiency Act, fiscal year 1932, for new school building and auditorium, including equipment, is hereby continued available for the same purpose until June 30, 1934] (U.S.C., title 25, sec. 13; act Feb. 17, 1933, 47 Stat., p. 834).

Est. 1935, \$88,370

App. 1934, \$128,680

By objects	Obligations					
	Estimate, 1935		Estimate, 1934		Actual, 1933	
PERSONAL SERVICES, FIELD	Posi- tions	Av. salary	Posi- tions	Av. salary	Posi- tions	Av. salary
Subprofessional service:						
Grade 6. Principal.....	1	\$2,300	1	\$2,300	1	\$2,300
Instructor of shop subjects.....	1	2,000	1	2,000	1	2,000
Grade 5. Teacher of physical education.....	1	1,860	1	1,860	1	1,860
Teacher of home economics.....	1	1,860	1	1,860	1	1,860
Grade 4. Teacher, junior high.....	3	1,740	3	1,740	3	1,740
Teacher, elementary.....	1	1,680	1	1,680	1	1,680
Grade 3. Teacher, elementary.....	3	1,560	5	1,560	5	1,560
Clerical, administrative, and fiscal service:						
Grade 8. Superintendent.....	1	3,100	1	3,100	1	3,100
Grade 5. Senior clerk.....	1	2,000	1	2,000	1	2,000
Grade 3. Assistant clerk.....	1	1,800	1	1,800	1	1,800
Grade 2. Junior clerk.....	1	1,500	1	1,500	1	1,500
Custodial service:						
Grade 7. Dairyman.....	1	1,860	1	1,860	1	1,860
Grade 6. Engineer.....	1	1,920	1	1,920	1	1,920
Grade 5. Farmer.....	1	1,680	1	1,680	1	1,680
Adviser.....	2	1,620	2	1,620	2	1,620
Carpenter.....	1	1,620	1	1,620	1	1,620
Assistant engineer.....	1	1,500	1	1,500	1	1,620
Gardener.....	1	1,680	1	1,680	1	1,680
Grade 4. Cook.....	1	1,440	1	1,440	1	1,440
Grade 3. Baker.....	1	1,320	1	1,320	1	1,320
Matron.....	1	1,320	1	1,320	1	1,320
Seamstress.....	1	1,260	1	1,260	1	1,200
Laborer.....	3	1,200	3	1,200	3	1,200
Grade 2. Laundress.....	1	1,260	1	1,260	1	1,260
Assistant matron.....	1	1,140	1	1,140	1	1,140
Grade 1. Assistant.....	4	720	5	720	5	720
Ungraded. Physician.....	1	1,200	1	1,200	1	1,200
Total permanent, field.....	37	56,820	40	60,660	40	60,820
Temporary employees, field.....		4,500		4,500		5,673
All personal services, field.....		61,320		65,160		66,493
Deduct subsistence and quarters furnished.....		6,600		7,020		7,020
		54,720		58,140		59,473
Deduct legislative reductions.....		6,130		10,775		5,880
01 Personal services (net).....		48,590		47,365		53,593

Indian Boarding Schools—Continued.

By objects	Obligations		
	Estimate, 1935	Estimate, 1934	Actual, 1933
OTHER OBLIGATIONS			
02 Supplies and materials.....	\$19,000	\$29,000	\$26,263
05 Communication service.....	250	250	237
06 Travel expenses.....	250	250	79
07 Transportation of things.....	800	1,000	3,240
08 Printing, binding, photographing, etc.			17
10 Furnishing of heat, light, power, water, and electricity.....	3,000	3,500	3,147
11 Rents.....	100	100	25
12 Repairs and alterations.....	13,000	14,000	14,692
13 Special and miscellaneous expenses.....	165	115	45
30 Equipment.....	2,200	4,100	5,794
32 Structures and parts and nonstructural improvements to land.....			40,653
Total other obligations.....	38,765	52,315	94,192
Grand total obligations.....	87,355	99,680	147,785
Deduct amount transferred from "Indian moneys, proceeds of labor".....	-1,200	-1,200	-983
Add in 1933 amount transferred to "Indian boarding schools" (day school construction, etc.).....			+3,000
Net total obligations.....	86,155	98,480	149,802
Reduction to meet differential.....	+2,215	+2,700	+4,475
Estimated savings and unobligated balances.....		+27,500	+40,548
Total estimate or appropriation.....	88,370	128,680	194,825

¹ Includes \$75,000 appropriated in Second Deficiency Act, fiscal year 1932.

National Industrial Recovery, Interior, Indians—

By objects	Obligations		
	Estimate, 1935	Estimate, 1934	Actual, 1933
<i>Pipestone</i>			
32 Structures and parts and nonstructural improvements to land.....	\$3,500	\$22,700	
1934 appropriations obligated in 1935.....	-3,500	+3,500	
Received by transfer from "Federal Emergency Administration of Public Works".....		-26,200	
Total estimate or appropriation.....			

Indian Boarding Schools—Continued.

Genoa, Nebraska: For four hundred pupils, including not more than \$400 for printing and issuing school paper, \$124,600; for pay of superintendent, drayage, and general repairs and improvements, \$17,650; in all, \$142,250] (U.S.C., title 25, sec. 13; act Feb. 17, 1933, 47 Stat., p. 834).

App. 1934, \$142,250

By objects	Obligations					
	Estimate, 1935		Estimate, 1934		Actual, 1933	
PERSONAL SERVICES, FIELD	Posi- tions	Av. salary	Posi- tions	Av. salary	Posi- tions	Av. salary
Subprofessional service:						
Grade 7. Instructor of shop subjects.....			0.3	\$2,300	1	\$2,300
Director of agriculture.....					1	2,300
School social worker.....			0.3	2,300	1	2,300
Grade 6. Teacher, home economics.....					1	2,000
Grade 5. Teacher, home economics.....					1	1,860
Teacher, physical education.....			0.3	1,860	2	1,860
Teacher, senior high.....					3	1,900
Nurse.....					1	1,980
Grade 4. Teacher, junior high.....					3	1,760
Teacher, elementary.....					1	1,680
Teacher, home economics, junior high.....					1	1,800
Grade 3. Teacher, elementary.....			0.8	1,560	8	1,553
Teacher, band.....					1	1,620
Clerical, administrative, and fiscal service:						
Grade 11. Superintendent.....			1	4,200	1	4,200
Grade 5. Senior clerk.....			1	2,300	1	2,300
Grade 2. Junior clerk.....					3	1,660
Custodial service:						
Grade 10. Adviser.....			0.3	2,600	1	2,600
Grade 7. Engineer.....			1	1,980	1	1,980
Grade 6. Carpenter.....					1	1,860
Grade 5. General mechanic.....					1	1,680
Farmer.....					1	1,620
Dairyman.....					1	1,680
Gardener.....					1	1,680
Stockman.....					2	1,590
Assistant engineer.....					2	1,560
Adviser (girls).....					1	1,680

Indian Boarding Schools—Continued.

By objects	Obligations					
	Estimate, 1935		Estimate, 1934		Actual, 1933	
	Posi- tions	Av. salary	Posi- tions	Av. salary	Posi- tions	Av. salary
PERSONAL SERVICES, FIELD—continued						
Custodial service—Continued.						
Grade 4. Cook	1				1	\$1,320
Grade 3. Seamstress	1				1	1,320
Baker	1		1	\$1,320	1	1,320
Matron	2		2	1,290	6	1,260
Shoe and harness maker					1	1,500
Assistant adviser (boys)					1	1,260
Grade 2. Laundress					1	1,140
Assistant matron					1	1,080
Attendant ward					1	1,080
Grade 1. Assistant			1	720	3	720
Ungraded. Physician					1	1,000
Dentist					1	500
Total permanent, field			9.3	17,936	63	104,960
Deduct lapses and administrative furloughs						2,822
Temporary employees, field				4,500		
All personal services, field				22,436		102,138
Deduct subsistence and quarters furnished				1,654		10,540
Deduct legislative reductions				20,782		91,598
				2,915		10,241
01 Personal services, net				17,867		81,357
OTHER OBLIGATIONS						
02 Supplies and materials				6,000		41,561
05 Communication service				300		432
06 Travel expenses				500		932
07 Transportation of things				800		1,163
08 Printing, binding, photographing, etc.						14
10 Furnishing of heat, light, power, water, and electricity				500		552
11 Rents						110
12 Repairs and alterations				9,000		11,029
13 Special and miscellaneous expenses				633		396
22 Grants, subsidies, and contributions						169
30 Equipment						10,694
Total other obligations				17,733		67,052
Grand total obligations				35,600		148,409
Deduct amount transferred to "Indian moneys, proceeds of labor"				-3,600		-1,636
Add in 1934 amount transferred to "Indian school support"				+75,000		
Add in 1933 amount transferred to "Indian boarding schools (day school construction, etc.)"						+10,000
Net total obligations				107,000		156,773
Reduction to meet differential				+1,000		+6,520
Estimated savings and unobligated balances				+34,250		+20,957
Total estimate or appropriation				142,250		184,250

Carson City, Nevada: For five hundred and twenty-five pupils, **[\$148,110]** \$145,995; for pay of superintendent, drayage, and general repairs and improvements, **[\$14,690]** \$14,630; in all, **[\$162,800]** \$160,625 (U.S.C., title 25, sec. 13; act Feb. 17, 1933, 47 Stat., p. 834).

Est. 1935, \$160,625

App. 1934, \$162,800

By objects	Obligations					
	Estimate, 1935		Estimate, 1934		Actual, 1933	
	Posi- tions	Av. salary	Posi- tions	Av. salary	Posi- tions	Av. salary
PERSONAL SERVICES, FIELD						
Subprofessional service:						
Grade 8. Principal	1	\$2,900	1	\$2,900	1	\$2,900
Grade 7. School social worker	1	2,300	1	2,300	1	2,300
Grade 6. Instructor of shop subjects	1	2,000	1	2,000	2	2,150
Head of industrial department	1	2,000	1	2,000		
Grade 5. Teacher home economics	1	1,860	2	1,860	2	1,860
Nurse	1	1,800	1	1,800	1	1,800
Grade 4. Teacher, elementary	3	1,680	3	1,680	3	1,680
Teacher, junior high	3	1,740	3	1,740	3	1,740
Grade 3. Teacher, elementary	7	1,534	7	1,534	9	1,553
Teacher, band leader	1	1,440	1	1,440	1	1,440
Clerical, administrative, and fiscal service:						
Grade 10. Superintendent	1	3,700	1	3,700	1	3,700
Grade 3. Assistant clerk	2	1,710	2	1,710	2	1,620
Junior clerk	2	1,470	2	1,470	2	1,470
Custodial service:						
Grade 8. Adviser (boys)	1	2,000	1	2,000		
Grade 7. Engineer	1	1,920	1	1,920		1,920
Grade 5. Adviser (girls)	1	1,500	1	1,500	2	1,620
Carpenter	1	1,620	1	1,620	1	1,620
Gardener	1	1,620	1	1,620	1	1,620
Farmer	1	1,680	1	1,680	1	1,680
Assistant engineer	1	1,560	1	1,560	1	1,500

Indian Boarding Schools—Continued.

By objects	Obligations					
	Estimate, 1935		Estimate, 1934		Actual, 1933	
	Posi- tions	Av. salary	Posi- tions	Av. salary	Posi- tions	Av. salary
PERSONAL SERVICES, FIELD—continued						
Custodial service—Continued.						
Grade 4. Cook	1	\$1,380	1	\$1,380	1	\$1,380
Grade 3. Seamstress	1	1,320	1	1,320	1	1,320
Baker	1	1,260	1	1,260	1	1,260
Matron	6	1,260	6	1,260	6	1,220
Attendant, ward	1	1,200	1	1,200	1	1,200
Laborer	5	1,236	5	1,236	5	1,236
Grade 2. Laundress	1	1,080	1	1,080	1	1,080
Assistant matron	2	1,080	2	1,080	2	1,080
Attendant, ward	1	1,000	1	1,000		
Grade 1. Assistant	6	720	6	720	7	720
Ungraded. Physician	0.5	2,400	0.5	2,400	0.5	2,400
Total permanent, field	58.5	87,778	58.5	87,778	58.5	86,796
Temporary employees, field		1,000		1,000		7,800
All personal services, field		88,778		88,778		94,596
Deduct subsistence and quarters furnished		10,240		10,240		10,140
Deduct legislative reductions		78,538		78,538		84,456
		8,875		13,315		8,480
01 Personal services (net)		69,663		65,223		75,976
OTHER OBLIGATIONS						
02 Supplies and materials		59,250		61,000		51,618
05 Communication service		500		500		425
06 Travel expenses		300		300		292
07 Transportation of things		500		500		50
08 Printing, binding, photographing, etc.						21
10 Furnishing of heat, light, power, water, and electricity		3,500		3,500		2,914
11 Rents		500		500		441
12 Repairs and alterations		14,000		14,000		15,222
13 Special and miscellaneous expenses		697		577		171
22 Grants, subsidies, and contributions		200		200		152
30 Equipment		8,500		8,500		14,628
Total other obligations		87,947		89,577		85,934
Grand total obligations		157,610		154,800		161,910
Deduct amount transferred from "Indian moneys, proceeds of labor"		-1,000		-1,000		-462
Net total obligations		156,610		153,800		161,448
Reduction to meet differential		+4,015		+3,500		+6,300
Estimated savings and unobligated balances				+5,500		9,752
Total estimate or appropriation		160,625		162,800		177,500

Albuquerque, New Mexico: For **[eight hundred]** six hundred and fifty pupils, **[\$253,885]** \$202,935; for pay of superintendent, drayage, and general repairs and improvements, **[\$24,615]** \$22,520; in all, **[\$278,500]** \$225,455 (U.S.C., title 25, sec. 13; act Feb. 17, 1933, 47 Stat., p. 834).

Est. 1935, \$225,455

App. 1934, \$278,500

By objects	Obligations					
	Estimate, 1935		Estimate, 1934		Actual, 1933	
	Posi- tions	Av. salary	Posi- tions	Av. salary	Posi- tions	Av. salary
PERSONAL SERVICES, FIELD						
Subprofessional service:						
Grade 8. Head of home economics department	1	\$2,900	1	\$2,900	1	\$2,900
Head of industrial training department	1	2,900	1	2,900	1	2,900
Grade 7. Instructor of shop subjects (senior)	1	2,300	1	2,300	1	2,300
Director of agriculture	1	2,300	1	2,300	1	2,300
Principal	1	2,300	1	2,300	1	2,600
School social worker					0.7	2,300
Grade 6. Physical director	1	2,200	1	2,200	1	2,200
Instructor of shop subjects (junior)	1	2,200	1	2,200	1	2,200
Teacher of home economics, senior high	2	2,000	2	2,000	2	2,000
Grade 5. Teacher, senior high	4	1,890	4	1,890	5	1,920
Teacher, band and orchestra	1	1,860	1	1,860	1	1,860
Teacher, home economics	2	1,860	2	1,860	2	1,860
Teacher, physical education	1	1,860	1	1,860	1	1,860
Teacher, fine and applied arts	1	1,860	1	1,860	1	1,860
Grade 4. Teacher, junior high	6	1,785	7	1,783	7	1,809
Teacher, music	1	1,680	1	1,680	1	1,680
Grade 2. Teacher, elementary			2	1,590	5	1,572
Clerical, administrative, and fiscal service:						
Grade 12. Superintendent	1	4,800	1	4,800	1	4,600
Grade 6. Principal clerk	1	2,500	1	2,500	1	2,600
Grade 4. Clerk	1	1,860	1	1,860	1	1,860
Grade 3. Assistant clerk	1	1,740	1	1,740	1	1,740
Grade 2. Junior clerk	2	1,530	2	1,530	2	1,530

Indian Boarding Schools—Continued.

By objects	Obligations					
	Estimate, 1935		Estimate, 1934		Actual, 1933	
	Posi- tions	Av. salary	Posi- tions	Av. salary	Posi- tions	Av. salary
PERSONAL SERVICES, FIELD—continued						
Custodial service:						
Grade 10. Adviser (boys).....	1	\$2,600	1	\$2,600	1	\$2,600
Grade 8. Engineer.....	1	2,200	1	2,200	1	2,200
Grade 7. Adviser (girls).....	1	2,040	1	2,040	1	2,040
Carpenter.....	2	1,860	2	1,860	2	1,860
Dairyman.....	1	1,860	1	1,860	1	1,860
Grade 5. Farmer.....						
Gardener.....	1	1,740	1	1,740	1	1,740
Poultryman.....						
Cook.....	1	1,620	1	1,620	1	1,620
Assistant adviser.....	2	1,560	2	1,560	2	1,590
Painter.....	1	1,560	1	1,560	1	1,560
Assistant engineer.....	1	1,800	1	1,800	1	1,500
Grade 3. Shoe and harness maker.....	1	1,500	1	1,500	1	1,500
Tailor.....	1	1,500	1	1,500	1	1,500
Blacksmith.....	1	1,380	1	1,380	1	1,380
Matron.....	3	1,380	4	1,380	4	1,380
Baker.....	2	1,290	2	1,290	1	1,320
Cook.....	1	1,320	1	1,320	1	1,320
Seamstress.....	1	1,320	1	1,320	1	1,320
Laborer.....	4	1,210	5	1,212	5	1,212
Weaver.....	1	1,200	1	1,200	1	1,200
Grade 2. Assistant seamstress.....	1	1,320	1	1,320	1	1,320
Assistant matron.....	2	1,230	2	1,230	3	1,100
Laborer.....			1	1,200	1	1,200
Laundress.....					1	1,380
Grade 1. Assistant.....	10	720	12	720	13	720
Total permanent, field.....	71	117,441	79	127,521	87.7	141,253
Temporary employees, field.....		3,000		3,500		1,854
All personal services, field.....		120,441		131,021		143,107
Deduct subsistence and quarters furnished.....		13,360		14,380		15,000
Deduct legislative reductions.....		107,081		116,641		128,107
		12,045		29,650		13,405
01 Personal services (net).....		95,036		86,991		114,702
OTHER OBLIGATIONS						
02 Supplies and materials.....		78,000		85,000		88,521
05 Communication service.....		500		500		487
06 Travel expenses.....		400		400		620
07 Transportation of things.....		1,200		1,500		5,181
08 Printing, binding, photographing, etc.....						119
10 Furnishing of heat, light, power, water, and electricity.....		7,500		8,500		7,619
11 Rents.....		400		400		446
12 Repairs and alterations.....		21,515		23,000		19,341
13 Special and miscellaneous expenses.....		8,269		8,259		12,184
30 Equipment.....		9,000		12,000		15,012
32 Structures and parts and nonstructural improvements to land.....						19,259
Total other obligations.....		126,784		139,559		168,789
Grand total obligations.....		221,820		226,550		283,491
Deduct amount transferred from "Indian moneys, proceeds of labor".....		-2,000		-2,000		-707
Add in 1934 amount transferred to "Indian school support".....				+15,000		
Add in 1933 amount transferred to "Indian boarding schools" (day school construction, etc.).....						+20,000
Net total obligations.....		219,820		239,550		302,784
Reduction to meet differential.....		+5,635		+5,800		+11,880
Estimated savings and unobligated balances.....				+33,150		+16,836
Total estimate or appropriation.....		225,455		278,500		331,500

Santa Fe, New Mexico: For [five hundred and twenty-five] four hundred and fifty pupils, [\$159,085] \$147,610; for pay of superintendent, drayage, and general repairs and improvements, [\$14,615] \$14,540; in all, [\$173,700] \$162,150; (U.S.C., title 25, sec. 13; act Feb. 17, 1933, 47 Stat., p. 834).

Est. 1935, \$162,150

App. 1934, \$173,700

By objects	Obligations					
	Estimate, 1935		Estimate, 1934		Actual, 1933	
	Posi- tions	Av. salary	Posi- tions	Av. salary	Posi- tions	Av. salary
PERSONAL SERVICES, FIELD						
Professional service:						
Grade 3. Special consultant in Indian arts and crafts.....	0.4	\$3,600	0.4	\$3,600	0.4	\$3,600
Subprofessional service:						
Grade 8. Principal.....	1	2,900	1	2,900	1	2,900
Grade 6. School social worker.....	1	2,300	1	2,300		
Instructor shop subjects.....	1	2,300	1	2,300	1	2,300
Teacher of home economics.....	2	2,000	2	2,000	1	2,000
Grade 5. Teacher of school music.....	1	1,860	1	1,860	1	1,860
Teacher, physical education.....	1	1,860	1	1,860	1	1,860
Teacher, senior high.....	1	1,860	1	1,860	1	1,860
Teacher, home economics.....		1,860	1	1,860	1	1,860

Indian Boarding Schools—Continued.

By objects	Obligations					
	Estimate, 1935		Estimate, 1934		Actual, 1933	
	Posi- tions	Av. salary	Posi- tions	Av. salary	Posi- tions	Av. salary
PERSONAL SERVICES, FIELD—continued						
Subprofessional service—Continued.						
Grade 4. Teacher, home economics junior high.....					1	\$1,800
Teacher, junior high.....	6	\$1,710	4	\$1,725	6	1,710
Teacher, elementary.....	2	1,680	2	1,680	2	1,680
Grade 3. Teacher, elementary.....			3	1,500	6	1,500
Clerical, administrative, and fiscal service:						
Grade 11. Superintendent.....	1	4,600	1	4,600	1	4,600
Grade 5. Senior clerk.....	1	2,300	1	2,300	1	2,300
Grade 4. Financial clerk.....	1	1,800	1	1,800	1	1,800
Grade 3. Assistant clerk.....	1	1,860	1	1,860	1	1,860
Grade 2. Junior clerk.....	1	1,440	1	1,440	1	1,440
Custodial service:						
Grade 8. Adviser.....	2	2,000	2	2,000	2	2,000
Grade 7. Engineer.....	1	1,860	1	1,860	1	1,860
Grade 5. Adviser's assistant (girls).....					1	1,500
Farmer.....					1	1,560
General mechanic.....	1	1,560	1	1,560	1	1,560
Carpenter.....	1	1,560	1	1,500	1	1,500
Painter.....	1	1,500	1	1,500	1	1,500
Assistant engineer.....	1	1,560	1	1,560	1	1,500
Grade 4. Cook.....	1	1,320	1	1,320	1	1,320
Grade 3. Shoe and harness maker.....	1	1,380	1	1,380	1	1,380
Tailor.....	1	1,260	1	1,260	1	1,200
Matron.....	3	1,300	3	1,300	2	1,260
Seamstress.....	1	1,200	1	1,200	1	1,200
Laborer.....	4	1,200	5	1,200	5	1,200
Baker.....	1	1,200	1	1,200	1	1,200
Assistant adviser (boys).....	1	1,260	1	1,260	1	1,260
Grade 2. Laundress.....	1	1,080	1	1,080	1	1,080
Assistant matron.....	2	1,170	2	1,170	2	1,080
Laborer.....			1	1,080	1	1,080
Grade 1. Assistant.....	1	720	1	720	1	720
Total permanent, field.....	46	78,500	49.4	80,880	54.4	87,217
Temporary employees, field.....		2,500		2,500		3,124
All personal services, field.....		81,000		83,380		90,341
Deduct subsistence and quarters furnished.....		7,840		8,260		9,160
Deduct legislative reductions.....		73,160		75,120		81,181
		8,100		12,500		8,221
01 Personal services (net).....		65,060		62,620		72,960
OTHER OBLIGATIONS						
02 Supplies and materials.....		62,000		67,000		61,086
05 Communication service.....		500		500		408
06 Travel expenses.....		500		600		611
07 Transportation of things.....		300		300		36
08 Printing, binding, photographing, etc.....		200		200		262
10 Furnishing of heat, light, power, water, and electricity.....		8,000		8,500		6,764
11 Rents.....		100		100		40
12 Repairs and alterations.....		12,500		13,000		12,228
13 Special and miscellaneous expenses.....		440		680		111
30 Equipment.....		9,000		11,000		8,485
32 Structures and parts and nonstructural improvements to land.....						8,375
Total other obligations.....		93,540		101,880		98,406
Grand total obligations.....		158,600		164,500		171,366
Deduct amount transferred from "Indian moneys, proceeds of labor".....		-500		-500		-415
Net total obligations.....		158,100		164,000		170,951
Reduction to meet differential.....		+4,050		+3,700		+7,200
Estimated savings and unobligated balances.....				+6,000		+21,099
Total estimate or appropriation.....		162,150		173,700		199,250

National Industrial Recovery, Interior, Indians—

By objects	Obligations		
	Estimate, 1935	Estimate, 1934	Actual, 1933
<i>Santa Fe</i>			
12 Repairs and alterations.....	\$35,000	\$25,000	
1934 appropriations obligated in 1935.....	-35,000	+35,000	
Received by transfer from "Federal Emergency Administration of Public Works".....		-60,000	
Total estimate or appropriation.....			

Indian Boarding Schools—Continued.

Charles H. Burke School, Fort Wingate, New Mexico: For [six hundred] five hundred and twenty-five pupils, [\$177,515] \$164,060; for pay of superintendent, drayage, and general repairs and improvements, [\$19,685] \$19,620; in all, [\$197,200] \$183,680 (U.S.C., title 25, sec. 13; act Feb. 17, 1933, 47 Stat., p. 834).

Est. 1935, \$183,680

App. 1934, \$197,200

Indian Boarding Schools—Continued.

By objects	Obligations					
	Estimate, 1935		Estimate, 1934		Actual, 1933	
	Posi- tions	Av. salary	Posi- tions	Av. salary	Posi- tions	Av. salary
PERSONAL SERVICES, FIELD						
Professional service:						
Grade 3. Physician.....	1	\$3,200	1	\$3,200	1	\$3,200
Subprofessional service:						
Grade 8. Principal.....	1	2,900	1	2,900	1	2,900
Head of home economics department.....	1	2,900	1	2,900	1	2,900
Head of industrial department.....	1	2,900	1	2,900	1	2,900
Grade 7. Senior instructor school activities.....	1	2,300	1	2,300	1	2,300
Superintendent of agriculture, livestock.....	1	2,300	1	2,300	1	2,000
Grade 6. Instructor of shop subjects.....	2	2,000	2	2,000	1	2,000
Grade 5. Teacher, physical education.....	1	1,860	1	1,860	1	1,860
Grade 4. Teacher, home economics.....	1	1,680	1	1,680	1	1,680
Teacher, junior high.....	3	1,720	3	1,720	4	1,725
Teacher, elementary.....	3	1,680	3	1,680	4	1,680
Grade 3. Teacher, elementary.....	5	1,512	5	1,512	7	1,517
Band leader.....					1	1,440
Clerical, administrative, and fiscal service:						
Grade 10. Superintendent.....	1	3,800	1	3,800	1	3,800
Grade 6. Principal clerk.....	1	2,300	1	2,300	1	2,300
Grade 3. Assistant clerk.....	1	1,620	1	1,620	1	1,620
Grade 2. Financial clerk.....	1	1,500	1	1,500	1	1,500
Junior clerk.....	1	1,440	1	1,440	1	1,440
Custodial service:						
Grade 8. Adviser (girls).....	1	2,000	1	2,000	2	2,000
Grade 7. Engineer.....	1	1,860	1	1,860	1	1,860
Dairymen.....	1	1,860	1	1,860	1	1,860
Grade 6. Baker.....	1	1,680	1	1,680	1	1,680
Junior teacher of agriculture.....	1	1,800	1	1,800	1	1,800
Grade 5. Farmer.....	1	1,620	1	1,620	1	1,500
Adviser (boys).....	1	1,680	1	1,680	1	1,680
Stockman.....	1	1,500	1	1,500	1	1,500
Carpenter.....	1	1,620	1	1,620	1	1,620
General mechanic.....	1	1,560	1	1,560	1	1,560
Assistant engineer.....	2	1,500	2	1,500	2	1,500
Grade 4. Cook.....	1	1,320	1	1,320	1	1,320
Grade 3. Adviser (boys).....	1	1,500	1	1,500	1	1,500
Shoe and harness maker.....	1	1,380	1	1,380	1	1,380
Seamstress.....	1	1,320	1	1,320	1	1,320
Matron.....	5	1,212	5	1,212	5	1,212
Weaver.....	1	1,200	1	1,200	1	1,200
Laborer.....	2	1,200	2	1,200	2	1,200
Grade 2. Laundress.....	1	1,140	1	1,140	1	1,140
Laborer.....	2	1,080	2	1,080	2	1,110
Grade 1. Assistant.....	4	750	4	750	5	756
Total permanent, field.....	57	94,220	57	94,220	63	102,320
Temporary employees, field.....		1,500		1,500		2,032
All personal services, field.....		95,720		95,720		104,352
Deduct subsistence and quarters furnished.....		10,120		10,120		11,200
Deduct legislative reductions.....		85,600		85,600		93,152
		9,570		14,360		9,100
01 Personal services (net).....		76,030		71,240		84,052
OTHER OBLIGATIONS						
02 Supplies and materials.....		70,000		65,000		64,091
05 Communication service.....		300		300		203
06 Travel expenses.....		400		400		371
07 Transportation of things.....		500		500		1,520
08 Printing, binding, photographing, etc.....						22
11 Rents.....		600		600		779
12 Repairs and alterations.....		18,120		16,500		17,828
13 Special and miscellaneous expenses.....		1,940		1,260		7,246
22 Grants, subsidies, and contributions.....		200		200		
30 Equipment.....		12,000		10,000		18,372
32 Structures and parts and nonstructural improvements to land.....						11,923
Total other obligations.....		104,060		94,760		122,355
Grand total obligations.....		180,090		166,000		206,407
Deduct amount transferred from "Indian moneys, proceeds of labor".....		-1,000		-1,000		-1,455
Net total obligations.....		179,090		165,000		204,952
Reduction to meet differential.....		+4,590		+4,200		+8,350
Estimated savings and unobligated balances.....				+28,000		+20,948
Total estimate or appropriation.....		183,680		197,200		234,250

National Industrial Recovery, Interior, Indians—

By objects	Obligations		
	Estimate, 1935	Estimate, 1934	Actual, 1933
<i>Charles H. Burke</i>			
32 Structures and parts and nonstructural improvements to land.....	\$7,000	\$21,000	
1934 appropriations obligated in 1935.....	-7,000	+7,000	
Received by transfer from Federal Emergency Administration of Public Works.....		-28,000	
Total estimate or appropriation.....			

Indian Boarding Schools—Continued.

Bismarck, North Dakota: For one hundred pupils, [\$33,450] \$32,755; for pay of superintendent, drayage, and general repairs and improvements, [\$6,750] \$6,700; in all, [\$40,200] \$39,455; (U. S. C., title 25, sec. 13; act Feb. 17, 1933, 47 Stat., p. 834).

Est. 1935, \$39,455

App. 1934, \$40,200

By objects	Obligations					
	Estimate, 1935		Estimate, 1934		Actual, 1933	
	Posi- tions	Av. salary	Posi- tions	Av. salary	Posi- tions	Av. salary
PERSONAL SERVICES, FIELD						
Subprofessional service:						
Grade 5. Teacher of home economics.....	1	\$1,860	1	\$1,860	1	\$1,860
Grade 4. Teacher junior high.....	1	1,080	1	1,680	1	1,680
Grade 3. Teacher elementary.....	2	1,560	1.3	1,592	3	1,540
Clerical, administrative, and fiscal service:						
Grade 8. Superintendent.....	1	3,000	1	3,000	1	3,000
Grade 3. Financial clerk.....	1	1,860	1	1,860	1	1,860
Grade 2. Junior clerk.....					1	1,440
Custodial service:						
Grade 8. Adviser (girls).....					0.2	2,000
Grade 6. Engineer.....	1	1,740	1	1,740	1	1,740
Grade 5. Adviser (girls).....	1	1,500	1	1,500	0.8	1,500
Grade 3. Seamstress.....	1	1,200	1	1,200	1	1,200
Cook.....	1	1,200	1	1,200	1	1,200
Laborer.....	2	1,200	2	1,200	2	1,200
Grade 2. Laundress.....	1	1,140	1	1,140	1	1,140
Assistant matron.....			1.2	1,080	1	1,080
Grade 1. Assistant (Indian).....	3	720	2.8	720	2	720
Ungraded. Physician.....	1	600	1	600	1	600
Total permanent, field.....	17	23,460	17.3	23,562	19	26,860
Deduct lapses and administrative furloughs.....				1,000		2,053
Net permanent, field.....		23,460		24,562		24,807
Temporary employees, field.....		2,000		2,000		2,000
All personal services, field.....		25,460		26,562		26,807
Deduct subsistence and quarters furnished.....		2,640		2,706		3,120
Deduct legislative reductions.....		22,820		23,856		23,687
		2,545		3,985		2,520
01 Personal services (net).....		20,275		19,871		21,167
OTHER OBLIGATIONS						
02 Supplies and materials.....		9,000		9,000		9,684
05 Communication service.....		200		200		172
06 Travel expenses.....		150		150		188
07 Transportation of things.....		200		200		81
08 Printing, binding, photographing, etc.....						23
10 Furnishing of heat, light, power, water, and electricity.....		2,500		2,500		2,520
11 Rents.....		200		200		59
12 Repairs and alterations.....		5,000		5,000		4,740
13 Special and miscellaneous expenses.....		140		139		295
30 Equipment.....		1,205		1,000		1,917
Total other obligations.....		18,595		18,389		19,679
Grand total obligations.....		38,870		38,260		40,846
Deduct amount transferred from "Indian moneys, proceeds of labor".....		-400		-400		-45
Add amount transferred to "Indian boarding schools" (day school construction, etc.).....						+5,000
Net total obligations.....		38,470		37,860		45,801
Reduction to meet differential.....		+985		+840		+1,825
Estimated savings and unobligated balances.....				+1,500		+4,499
Total estimate or appropriation.....		39,455		40,200		52,125

Wahpeton, North Dakota: For three hundred [and fifty] pupils, [\$104,250] \$88,590; for pay of superintendent, drayage, and general repairs and improvements, [\$11,750] \$10,700; in all, [\$116,000] \$99,290 [Provided, That the unexpended balance of the appropriation contained in the Interior Department Appropriation Act, fiscal year 1933, for central heating plant, is hereby continued available for the same purpose until June 30, 1934] (U. S. C., title 25, sec. 13; act Feb. 17, 1933, 47 Stat., p. 834).

Est. 1935, \$99,290

App. 1934, \$116,000

By objects	Obligations			
	Estimate, 1935		Estimate, 1934	Actual, 1933
PERSONAL SERVICES, FIELD	Posi- tions	Av. salary	Posi- tions	Av. salary
Subprofessional service:				
Grade 9. Principal	1	\$2,900	1	\$2,900
Grade 7. Instructor of shop subjects	1	2,300	1	2,300
Grade 5. Teacher, physical education	1	1,860	1	1,860
Teacher, school music	1	1,860	1	1,860
Teacher, home economics	1	1,860	1	1,860
Nurse	1	1,800	1	1,800
Grade 4. Teacher, junior high	1	1,740	1	1,740
Grade 3. Teacher, elementary	7	1,553	8	1,553
Clerical, administrative, and fiscal service:				
Grade 8. Superintendent	1	3,000	1	3,000
Grade 5. Senior clerk	1	2,000	1	2,000
Grade 2. Junior clerk	1	1,440	1	1,440
Custodial service:				
Grade 8. Adviser (boys)	1	2,000	1	2,000
Grade 6. Engineer	1	1,680	1	1,680
Grade 5. General mechanic	1	1,800	1	1,800
Farmer	1	1,680	1	1,680
Dairyman	1	1,620	1	1,620
Adviser (girls)	1	1,560	1	1,560
Assistant engineer	1	1,500	1	1,500
Grade 4. Cook	1	1,380	1	1,380
Grade 3. Seamstress				1,350
Matron	2	1,260	2	1,260
Laborer	3	1,200	3	1,200
Grade 2. Laborer	1	1,140	1	1,140
Laundress	1	1,140	1	1,140
Attendant, ward				0.1
Assistant matron	1	1,080	1	1,080
Grade 1. Assistant (Indian)	3	720	3	720
Ungraded, Physician	1	1,140	1	1,140
Total permanent, field	37	57,624	38	59,184
Temporary employees, field		2,000		858
All personal services, field		59,624		61,500
Deduct subsistence and quarters furnished		5,820		6,000
		53,804		55,184
Deduct legislative reductions		5,960		5,922
01 Personal services (net)		47,844		46,004
OTHER OBLIGATIONS				
02 Supplies and materials		31,000		34,500
05 Communication service		200		200
06 Travel expenses		200		271
07 Transportation of things		500		800
08 Printing, binding, photographing, etc.				788
10 Furnishing of heat, light, power, water and electricity		4,800		5,000
11 Rents		200		200
12 Repairs and alterations		9,500		10,500
13 Special and miscellaneous expenses		271		171
30 Equipment		3,500		4,000
32 Structures and parts and nonstructural improvements to land				68
Total other obligations		50,171		55,571
Grand total obligations		98,015		101,575
Deduct amount transferred from "Indian moneys, proceeds of labor"		-1,200		-1,400
Add in 1933 amount transferred to "Indian boarding schools" (day school construction, etc.)				+5,000
Net total obligations		96,815		105,175
Reduction to meet differential		+2,475		+3,450
Estimated savings and unobligated balances				+12,375
Total estimate or appropriation		99,290		116,000

National Industrial Recovery, Interior, Indians—

By objects	Obligations		
	Estimate, 1935	Estimate, 1934	Actual, 1933
Wahpeton			
32 Structures and parts and nonstructural improvements to land	\$25,000	\$10,000	
1934 appropriations obligated in 1935	-25,000	+25,000	
Received by transfer from Federal Emergency Administration of Public Works		-35,000	
Total estimate or appropriation			

Indian Boarding Schools—Continued.

Chilocco, Oklahoma: For [eight hundred and fifty] six hundred and fifty pupils, including not to exceed \$2,000 for printing and issuing school paper, [\$268,850] \$201,000; for pay of superintendent, drayage, and general repairs and improvements, [\$29,650] \$21,580; [for improving heating system, \$12,500] in all, [\$311,000] \$222,580 (U.S.C., title 25, sec. 13; act Feb. 17, 1933, 47 Stat., p. 834).

Est. 1935, \$222,580

App. 1934, \$311,000

By objects	Obligations			
	Estimate, 1935		Estimate, 1934	Actual, 1933
PERSONAL SERVICES, FIELD	Posi- tions	Av. salary	Posi- tions	Av. salary
Professional service:				
Grade 3. Physician	1	\$3,200	1	\$3,200
Subprofessional service:				
Grade 8. Head of agricultural department	1	2,900	1	2,900
Head of industrial department	1	2,900	1	2,900
Head of home economics department				
Grade 7. Principal	1	2,900	1	2,900
Instructor of shop subjects	1	2,300	1	2,300
Grade 6. School social worker	1	2,300	1	2,300
Teacher, home economics	2	2,000	2	2,000
Head nurse	1	2,000	1	2,000
Grade 5. Printer	1	1,860	1	1,860
Teacher, physical education	1	2,040	1	2,040
Director, physical education	1	1,920	1	1,920
Teacher, senior high	6	1,870	6	1,870
Teacher, school music	1	1,860	1	1,860
Teacher, fine and applied arts	1	1,860	1	1,860
Teacher, home economics	2	1,860	2	1,860
Nurse	2	1,800	1	1,800
Grade 4. Teacher, junior high	5	1,752	7	1,731
Library assistant	1	1,620	1	1,620
Grade 3. Teacher, elementary				1,560
Orchestra leader	1	1,500	1	1,500
Clerical, administrative, and fiscal service:				
Grade 11. Superintendent	1	4,200	1	4,200
Grade 6. Principal clerk	1	2,600	1	2,600
Grade 3. Assistant clerk	1	1,680	1	1,680
Grade 2. Junior clerk	3	1,680	3	1,680
Custodial service:				
Grade 8. Engineer	1	2,000	1	2,000
Grade 7. General mechanic	1	1,980	1	1,980
Adviser (boys)	1	1,920	1	1,920
Dairyman	1	1,860	1	1,860
Teacher of agriculture	2	1,890	2	1,890
Grade 6. Adviser (girls)	1	1,860	1	1,860
Baker	1	1,680	1	1,680
Mason	1	1,800	1	1,800
Grade 5. Adviser's assistant	1	1,680	1	1,680
Nurseryman	1	1,680	1	1,680
Stockman	1	1,680	1	1,680
Poultryman	1	1,680	1	1,680
Farmer	1	1,620	1	1,620
Carpenter	2	1,590	2	1,590
Assistant engineer	1	1,560	1	1,560
Cook	1	1,500	1	1,500
Grade 4. Assistant adviser (boys)	2	1,500	2	1,500
Grade 3. Shoe and harness maker	1	1,440	1	1,440
Matron	5	1,332	5	1,344
Seamstress	1	1,320	1	1,320
Laborer	7	1,243	7	1,243
Grade 2. Laundress	1	1,140	1	1,140
Laborer	1	1,080	3	1,080
Attendant	2	1,080	2	1,080
Grade 1. Assistant	2	720	2	720
Total permanent, field	78	136,723	81	140,563
Deduct lapses and administrative furloughs		6,000		8,000
Net permanent positions, field		130,723		132,563
Temporary employees, field		8,500		8,500
All personal services, field		139,223		141,063
Deduct subsistence and quarters furnished		13,860		14,280
		125,363		126,783
Deduct legislative reductions		13,920		13,170
01 Personal services (net)		111,443		105,613
OTHER OBLIGATIONS				
02 Supplies and materials		68,500		80,000
05 Communication service		700		700
06 Travel expenses		500		500
07 Transportation of things		2,000		2,500
08 Printing, binding, photographing, etc.		400		500
10 Furnishing of heat, light, power, water, and electricity		7,500		8,000
11 Rents		300		300
12 Repairs and alterations		23,000		30,000
13 Special and miscellaneous expenses		372		97
22 Grants, subsidies, and contributions		300		400
30 Equipment		7,000		7,500
32 Structures and parts and nonstructural improvements to land				52,779
Total other obligations		110,572		130,497
Grand total obligations		222,015		236,110
Deduct amount transferred from "Indian moneys, proceeds of labor"		-5,000		-5,000

Indian Boarding Schools—Continued.

By objects	Obligations		
	Estimate, 1935	Estimate, 1934	Actual, 1933
OTHER OBLIGATIONS—continued			
Add in 1933 amount transferred to "Indian boarding schools" (day school construction, etc.)			+ \$30,000
Add in 1934 amount transferred to "Indian school support"		+ \$12,090	
Add in 1934 amount transferred to "Education Sioux Nation"		+ 6,500	
1931 appropriation obligated in 1933			- 8,734
Net total obligations	\$217,015	249,700	341,280
Reduction to meet differential	+ 5,565	+ 6,300	+ 13,570
Estimated savings and unobligated balances		+ 55,000	+ 27,150
Total estimate or appropriation	222,580	311,000	382,000

National Industrial Recovery, Interior, Indians—

By objects	Obligations		
	Estimate, 1935	Estimate, 1934	Actual, 1933
<i>Chilocco</i>			
12 Repairs and alterations		\$12,500	
32 Structures and parts and nonstructural improvements to land	\$21,500	42,900	
Total obligations	21,500	55,400	
1934 appropriations obligated in 1933	- 21,500	+ 21,500	
Received by transfer from Federal Emergency Administration of Public Works		- 76,900	
Total estimate or appropriation			

Indian Boarding Schools—

Sequoyah Orphan Training School, near Tahlequah, Oklahoma: For three hundred and fifty orphan Indian children of the State of Oklahoma belonging to the restricted class, to be conducted as an industrial school under the direction of the Secretary of the Interior, [\$105,420] \$104,070; for pay of superintendent, drayage, and general repairs and improvements, [\$11,750] \$11,700; in all, [\$117,170] \$115,770 (U.S.C., title 25, sec. 13; act Feb. 17, 1933, 47 Stat., p. 834).

Est. 1935, \$115,770

App. 1934, \$117,170

By objects	Obligations					
	Estimate, 1935		Estimate, 1934		Actual, 1933	
PERSONAL SERVICES, FIELD	Posi- tions	Av. salary	Posi- tions	Av. salary	Posi- tions	Av. salary
Subprofessional service:						
Grade 8. Principal	1	\$2,900	1	\$2,900	1	\$2,900
Grade 6. Teacher of home economics	1	2,000	1	2,000	1	2,000
Instructor of shop subjects	1	2,000	1.7	2,000	1	2,000
Grade 5. Teacher, senior high	1	1,920	1	1,920	1	1,920
Teacher, school music	1	1,860	1	1,860	0.7	1,860
Teacher, fine and applied arts	1	1,860	1	1,860	1	1,860
Teacher, physical education (girls)	1	1,860	1	1,860	1	1,860
Teacher, home economics	1	1,860	1	1,860	1	1,860
Nurse	1	1,800	1	1,800	1	1,838
Grade 4. Teacher, junior high	1	1,800	1	1,800	1	1,800
Teacher, elementary	2	1,680	2	1,680	2	1,680
Grade 3. Teacher, elementary	5	1,536	5	1,536	5	1,536
Teacher, music					0.3	1,500
Clerical, administrative, and fiscal service:						
Grade 8. Superintendent	1	3,000	1	3,000	1	3,000
Grade 6. School social worker	1	2,300	1	2,300		
Grade 5. Financial clerk	1	2,000	1	2,000	1	2,000
Grade 3. Assistant clerk	1	1,620	1	1,620	1	1,620
Custodial service:						
Grade 7. Dairyman	1	1,860	1	1,860	1	1,860
Grade 6. Engineer	1	1,740	1	1,740	1	1,740
Grade 5. General mechanic	1	1,620	1	1,620	1	1,620
Advisor (girls)	1	1,560	1	1,560	1	1,560
Grade 4. Cook	1	1,380	1	1,380	1	1,380
Grade 3. Adviser (boys)	1	1,260	1	1,260	1	1,260
Matron	5	1,240	4.8	1,238	4	1,200
Laborer	3	1,220	3	1,220	3	1,240
Seamstress	1	1,200	1	1,200	1	1,200
Baker	1	1,200	1	1,410	1	1,200
Grade 2. Laundress	1	1,140	1	1,140	1	1,140
Attendant (ward)	1	1,080	1	1,080	1	1,080
Grade 1. Assistant	4	720	4	720	4	720

Indian Boarding Schools—Continued.

By objects	Obligations					
	Estimate, 1935		Estimate, 1934		Actual, 1933	
	Posi- tions	Av. salary	Posi- tions	Av. salary	Posi- tions	Av. salary
PERSONAL SERVICES, FIELD—continued						
Ungraded. Physician	1	\$1, 200	1	\$1, 200	1	\$1, 200
Total permanent, field	44	67, 800	44.5	69, 151	42	64, 090
Temporary employees, field		2, 000		2, 000		1, 152
All personal services, field		69, 800		71, 151		65, 242
Deduct subsistence and quarters furnished		6, 840		6, 822		6, 600
Deduct legislative reductions		62, 960		64, 329		58, 642
		6, 980		10, 370		6, 200
01 Personal services (net)		55, 980		53, 959		52, 442
OTHER OBLIGATIONS						
02 Supplies and materials		33, 500		32, 000		28, 715
05 Communication service		200		200		160
06 Travel expenses		400		400		675
07 Transportation of things		1, 000		1, 000		1, 234
08 Printing, binding, photographing, etc.						29
10 Furnishing of heat, light, power, water, and electricity		6, 500		6, 000		3, 550
11 Rents		300		300		363
12 Repairs and alterations		10, 000		10, 000		9, 777
13 Special and miscellaneous expenses		1, 095		1, 911		1, 068
22 Grants, subsidies, and contributions		200		200		125
30 Equipment		4, 000		13, 000		8, 267
32 Structures and parts and nonstructural improvements to land				7, 000		178, 062
Total other obligations		57, 195		72, 011		232, 025
Grand total obligations		113, 175		125, 970		284, 467
Deduct amount transferred from "Indian moneys, proceeds of labor"		-300		-300		-176
1931 appropriation obligated in 1933						-94, 799
1933 appropriation obligated in 1934				-17, 000		+17, 000
Net total obligations		112, 875		108, 670		206, 492
Reduction to meet differential		+2, 895		+2, 500		+8, 700
Estimated savings and unobligated bal- ances				+6, 000		+23, 433
Total estimate or appropriation		115, 770		117, 170		238, 625

Carter Seminary, Oklahoma: For one hundred and sixty-five pupils, [\$53,365] \$52,485; for pay of superintendent, drayage, and general repairs and improvements, [\$5,785] \$5,740; in all, [\$59,150] \$58,225 (U.S.C., title 25, sec. 13; act Feb. 17, 1933, 47 Stat., p. 834).

Est. 1935, \$58,225

App. 1934, \$59,150

By objects	Obligations					
	Estimate, 1935		Estimate, 1934		Actual, 1933	
PERSONAL SERVICES, FIELD	Posi- tions	Av. salary	Posi- tions	Av. salary	Posi- tions	Av. salary
Subprofessional service:						
Grade 5. Teacher of home economics					1	\$1,860
Teacher, school music	1	\$1,860	0.7	\$1,860		
Grade 4. Teacher, junior high	1	1,860	1	1,860	1	1,860
Teacher of home economics	1	1,800	0.8	1,800		
Grade 3. Music teacher			0.3	1,680	1	1,680
Teacher elementary	4	1,605	4	1,605	4	1,605
Teacher home economics	1	1,740	1	1,740	1	1,740
Clerical, fiscal and administrative grade:						
Grade 6. Superintendent	1	2,600	1	2,600	1	2,600
School social worker	1	2,300	1	2,300		
Grade 3. Assistant clerk	1	1,860	1	1,860	1	1,860
Custodial service:						
Grade 6. Engineer	1	1,800	1	1,800	1	1,800
Grade 5. Dairyman	1	1,500	1	1,500	1	1,520
Grade 4. Adviser (girls')			0.2	1,440	1	1,440
Grade 3. Cook	1	1,320	1	1,320	1	1,320
Laborer	1	1,200	1	1,200	1	1,260
Matron	3	1,230	2.8	1,234	2.1	1,200
Grade 2. Laundress	1	1,140	1	1,140	1	1,200
Assistant matron	1	1,200	1	1,200	1	1,200
Grade 1. Assistant (Indian)	2	720	2	720	2	720
Ungraded. Physician	1	450	1	450	1	450
Total permanent, field	23	34,180	22.8	33,819	22.1	32,170
Temporary employees, field		2,300		2,300		2,214
All personal services, field		36,480		36,119		34,384
Deduct subsistence and quarters furnished		6,960		6,960		7,110
		29,520		29,159		27,274
Deduct legislative reductions		3,650		5,415		-3,097
01 Personal services (net)		25,870		23,744		24,177

Indian Boarding Schools—Continued.

By objects	Obligations		
	Estimate, 1935	Estimate, 1934	Actual, 1933
OTHER OBLIGATIONS			
02 Supplies and materials.....	\$18,200	\$18,500	\$15,760
05 Communication service.....	250	250	230
06 Travel expenses.....	150	150	88
07 Transportation of things.....	200	200	10
08 Printing, binding, photographing, etc.....			50
10 Furnishing of heat, light, power, water, and electricity.....	3,000	3,000	2,500
11 Rents.....	100	100	91
12 Repairs and alterations.....	4,700	4,500	4,711
13 Special and miscellaneous expenses.....	710	716	279
30 Equipment.....	3,500	3,000	3,759
32 Structures and parts and nonstructural improvements to land.....			5,631
Total other obligations.....	30,810	30,416	33,129
Grand total obligations.....	56,680	54,160	57,306
Deduct amount transferred from "Indian moneys, proceeds of labor".....	-200	-200	-157
Net total obligations.....	56,480	53,960	57,149
Reduction to meet differential.....	+1,745	+1,500	+2,680
Estimated savings and unobligated balances.....		+3,690	+8,271
Total estimate or appropriation.....	58,225	59,150	68,100

Euchee, Oklahoma: For one hundred and fifteen pupils, **[\$36,880] \$36,060**; for pay of superintendent, drayage, and general repairs and improvements, **[\$6,790] \$5,750**; in all, **[\$43,670] \$41,810** (U. S. C., title 25, sec. 13; act Feb. 17, 1933, 47 Stat., p. 834)

Est. 1935, \$41,810

App. 1934, \$43,670

By objects	Obligations					
	Estimate, 1935		Estimate, 1934		Actual, 1933	
PERSONAL SERVICES, FIELD	Posi- tions	Av. salary	Posi- tions	Av. salary	Posi- tions	Av. salary
Subprofessional service:						
Grade 4. Teacher.....	1	\$1,680	1	\$1,680	1	\$1,680
Grade 3. Teacher.....	1	1,560	1	1,560	1	1,560
Clerical, administrative, and fiscal service:						
Grade 6. Superintendent.....	1	2,500	1	2,500	1	2,500
School social worker.....	1	2,300	1	2,300		
Grade 4. Clerk.....	1	1,800	1	1,800	1	1,800
Custodial service:						
Grade 8. Adviser (boys).....	1	2,000	1	2,000	1	2,000
Grade 5. Teacher of agriculture.....	1	1,620	1	1,620	1	1,620
Attendant (ward).....	1	1,620	1	1,620	1	1,620
Grade 3. Matron.....	2	1,260	2	1,260	2	1,260
Laborer.....	1	1,200	1	1,200	1	1,200
Cook.....	1	1,260	1	1,260	1	1,260
Grade 2. Seamstress.....	1	1,200	1	1,200	1	1,200
Grade 1. Assistant.....	1	720	1	720	1	720
Ungraded. Physician.....	1	660	1	660	1	660
Total permanent, field.....	15	22,640	15	22,640	14	20,340
Temporary employees, field.....		3,000		3,000		2,565
All personal services, field.....		25,640		25,640		22,905
Deduct subsistence and quarters furnished.....		4,380		4,380		4,380
		21,260		21,260		18,525
Deduct legislative reductions.....		2,565		4,000		1,948
01 Personal services (net).....		18,695		17,260		16,577
OTHER OBLIGATIONS						
02 Supplies and materials.....		12,500		12,000		9,619
05 Communication service.....		150		150		130
06 Travel expenses.....		100		100		68
07 Transportation of things.....		200		200		38
08 Printing, binding, photographing, etc.....						26
10 Furnishing of heat, light, power, water, and electricity.....		1,460		1,500		1,264
11 Rents.....						3
12 Repairs and alterations.....		4,200		4,700		3,841
13 Special and miscellaneous expenses.....		2,750		2,695		1,623
22 Grants, subsidies, and contributions.....						14
30 Equipment.....		600		1,800		1,802
Total other obligations.....		21,960		23,145		18,428
Grand total obligations.....		40,655		40,405		35,005
Deduct amount transferred to "Indian moneys, proceeds of labor".....		-100		-100		-1,626
Add in 1933 amount transferred to "Indian boarding schools" (day school construction, etc.).....						+3,300
Net total obligations.....		40,555		40,305		36,679
Reduction to meet differential.....		+1,255		+1,000		+1,675
Estimated savings and unobligated balances.....				+2,365		+8,421
Total estimate or appropriation.....		41,810		43,670		46,775

National Industrial Recovery, Interior, Indians—

By objects	Obligations		
	Estimate, 1935	Estimate, 1934	Actual, 1933
<i>Indian Boarding Schools (Euchee)</i>			
32 Structures and parts and nonstructural improvements to land.....		\$1,600	
Received by transfer from Federal Emergency Administration of Public Works.....		-1,600	
Total estimate or appropriation.....			

Eufaula, Oklahoma: For one hundred and thirty-five pupils, **[\$43,185] \$42,500**; for pay of superintendent, drayage, and general repairs and improvements, **[\$6,785] \$5,740**; in all, **[\$49,970] \$48,240** (U. S. C. title 25, sec. 13; act Feb. 17, 1933, 47 Stat., p. 834).

Est. 1935, \$48,240

App. 1934, \$49,970

By objects	Obligations					
	Estimate, 1935		Estimate, 1934		Actual, 1933	
PERSONAL SERVICES, FIELD						
Subprofessional service:	Posi- tions	Av. salary	Posi- tions	Av. salary	Posi- tions	Av. salary
Grade 5. Teacher home economics, junior high.....	1	\$1,860	1	\$1,860	1	\$1,860
Grade 4. Principal teacher.....	1	1,980	1	1,980	1	1,980
Teacher elementary.....	1	1,680	0.8	1,680	0.2	1,680
Grade 3. Teacher elementary.....	2	1,580	2.2	1,565	3	1,580
Practical nurse.....	1	1,560	1	1,560	1	1,560
Clerical, administrative and fiscal service:						
Grade 6. Superintendent.....	1	2,600	1	2,600	1	2,600
School social worker.....	1	2,300	1	2,300		
Grade 3. Assistant clerk.....	1	1,740	1	1,740	1	1,740
Custodial service:						
Grade 8. Adviser (girls).....	1	2,000	1	2,000	1	2,000
Grade 3. Cook.....	1	1,320	1	1,320	1	1,320
Seamstress.....	1	1,260	1	1,260	1	1,260
Laborer.....	3	1,280	3	1,280	3	1,280
Grade 2. Assistant matron.....	2	1,140	2	1,140	2	1,140
Grade 1. Assistant (Indian).....	1	720	1	720	1	720
Ungraded. Physician.....	1	660	1	660	1	660
Total permanent, field.....	19	28,960	19	28,907	18.2	26,896
Temporary employees, field.....		2,400		2,200		2,554
All personal services, field.....		31,360		31,107		29,450
Deduct subsistence and quarters furnished.....		5,340		5,340		5,412
		26,020		25,767		24,038
Deduct legislative reductions.....		3,135		4,665		2,598
01 Personal services (net).....		22,885		21,102		21,440
OTHER OBLIGATIONS						
02 Supplies and materials.....		13,200		12,000		9,800
05 Communication service.....		100		100		89
06 Travel expenses.....		100		100		25
07 Transportation of things.....		500		500		
08 Printing, binding, photographing, etc.....						50
10 Furnishing of heat, light, power, water, and electricity.....		2,000		2,000		1,662
11 Rents.....						8
12 Repairs and alterations.....		5,200		5,300		4,446
13 Special and miscellaneous expenses.....		1,425		1,193		1,330
30 Equipment.....		1,685		2,000		3,593
32 Structures and parts and nonstructural improvements to land.....						250
Total other obligations.....		24,210		23,193		21,253
Grand total obligations.....		47,095		44,295		42,693
Deduct amount transferred from "Indian moneys, proceeds of labor".....		-300		-300		-35
Add in 1933 amount transferred to "Indian boarding schools" (day school construction, etc.).....						+2,000
Net total obligations.....		46,795		43,995		44,658
Reduction to meet differential.....		+1,445		+2,050		+3,925
Estimated savings and unobligated balances.....				+3,925		+5,392
Total estimate or appropriation.....		48,240		49,970		53,975

Jones Academy, Oklahoma: For one hundred and seventy-five pupils, **[\$56,945] \$55,595**; for pay of superintendent, drayage, and general repairs and improvements, **[\$6,775] \$5,730**; for improvement of water supply, **\$7,000] \$5,730**; in all, **[\$70,720] \$61,325** (acts Apr. 26, 1906, 34 Stat., p. 137, sec. 10; Feb. 17, 1933, 47 Stat., p. 834).

Est. 1935, \$61,325

App. 1934, \$70,720

Indian Boarding Schools—Continued.

By objects	Obligations					
	Estimate, 1935		Estimate, 1934		Actual, 1933	
	Posi- tions	Av. salary	Posi- tions	Av. salary	Posi- tions	Av. salary
PERSONAL SERVICES, FIELD						
Subprofessional service:						
Grade 5. Instructor of shop subjects.....	1	\$2,000	1	\$2,000	1	\$2,000
Grade 4. Principal teacher.....	1	1,860	1	1,860	1	1,860
Teacher, junior high.....	2	1,680	2	1,680	2	1,680
Teacher, elementary.....	2	1,650	0.2	1,680	1	1,680
Grade 3. Teacher, elementary.....	1	1,560	2.8	1,556	2	1,530
Clerical, administrative, and fiscal service:						
Grade 6. Superintendent.....	1	2,700	1	2,700	1	2,700
School social worker.....	1	2,300	1	2,300		
Grade 3. Assistant clerk.....	1	1,800	1	1,800	1	1,800
Custodial service:						
Grade 8. Adviser (boys).....	1	2,000	0.3	2,000	1	2,000
Grade 6. Engineer.....	1	1,740	1	1,740	1	1,740
Grade 5. Farmer.....	1	1,740	1	1,740	1	1,740
Carpenter.....	1	1,500	1	1,500	1	1,500
Attendant (ward).....	1	1,500	1	1,500	1	1,500
Adviser (boys).....	1	1,500	0.7	1,500		
Grade 3. Cook.....	1	1,320	1	1,320	1	1,320
Laborer.....	1	1,260	1	1,260	1	1,260
Matron.....	2	1,260	2	1,230	2	1,280
Grade 2. Assistant matron.....	2	1,080	2	1,080	2	1,080
Ungraded. Physician.....	1	360	1	360	1	360
Total permanent, field.....	23	36,480	22	34,402	21	32,600
Temporary employees, field.....		4,000		4,000		5,289
All personal services, field.....		40,480		38,402		37,889
Deduct subsistence and quarters furnished.....		6,880		6,700		6,700
		33,600		31,702		31,189
Deduct legislative reductions.....		4,050		5,760		3,052
01 Personal services (net).....		29,550		25,942		28,137
OTHER OBLIGATIONS						
02 Supplies and materials.....		19,000		19,500		15,020
05 Communication service.....		175		175		168
06 Travel expenses.....		175		175		114
07 Transportation of things.....		300		300		150
10 Furnishing of heat, light, power, water, and electricity.....		1,600		1,600		1,486
11 Rents.....		100		100		200
12 Repairs and alterations.....		5,000		6,000		6,640
13 Special and miscellaneous expenses.....		2,385		2,728		3,050
30 Equipment.....		1,500		2,500		6,367
32 Structures and parts and nonstructural improvements to land.....						228
Total other obligations.....		30,235		33,078		33,423
Grand total obligations.....		59,785		59,020		61,560
Deduct amount transferred from "Indian moneys, proceeds of labor".....		-300		-300		-467
Net total obligations.....		59,485		58,720		61,093
Reduction to meet differential.....		+1,840		+1,500		+2,425
Estimated savings and unobligated balances.....				+10,500		+4,607
Total estimate or appropriation.....		61,325		70,720		68,125

National Industrial Recovery, Interior, Indians—

By objects	Obligations		
	Estimate, 1935	Estimate, 1934	Actual, 1933
<i>Jones Academy</i>			
32 Structures and parts and nonstructural improvements to land.....		\$12,000	
Received by transfer from Federal Emer- gency Administration of Public Works.....		-12,000	
Total estimate or appropriation.....			

Wheelock Academy, Oklahoma: For one hundred and thirty pupils, [\$41,600] \$40,730; for pay of superintendent, drayage, and general repairs and improvements, [\$6,790; for improvement of water supply, \$7,000] \$5,750; in all, [\$55,390] \$46,480 (acts Apr. 26, 1906, 34 Stat., p. 137, sec. 10; Feb. 17, 1933, 47 Stat., p. 835).

Est. 1935, \$46,480,

App. 1934, \$55,390

Indian Boarding Schools—Continued.

By objects	Obligations					
	Estimate, 1935		Estimate, 1934		Actual, 1933	
	Posi- tions	Av. salary	Posi- tions	Av. salary	Posi- tions	Av. salary
PERSONAL SERVICES, FIELD						
Subprofessional service:						
Grade 6. Field nurse.....	0.5	\$2,200	0.5	\$2,200	0.5	\$2,200
Grade 4. Principal teacher.....	1	1,860	1	1,860	1	1,860
Elementary teacher.....	2	1,680	2	1,680	2	1,680
Grade 3. Teacher, elementary.....	1	1,500	1	1,500	1	1,560
Music teacher.....	1	1,500	1	1,500	1	1,500
Teacher of home economics.....	1	1,860	1	1,560	1	1,560
Clerical, administrative, and fiscal service:						
Grade 6. Superintendent.....	1	2,500	1	2,500	1	2,500
School social worker.....	1	2,300	1	2,300		
Grade 3. Assistant clerk.....	1	1,680	1	1,680	1	1,680
Custodial service:						
Grade 8. Adviser (girls).....	1	2,000	1	2,000	1	2,000
Grade 7. Dairymaid.....	1	1,860	1	1,860	1	1,860
Grade 6. Engineer.....	1	1,800	1	1,800	1	1,800
Grade 3. Laborer.....					0.7	1,260
Seamstress.....	1	1,200	1	1,200	1	1,200
Cook.....	1	1,200	1	1,200	1	1,200
Grade 2. Laundress.....	1	1,140	1	1,140	1	1,140
Assistant matron.....	1	1,080	1	1,080	1	1,080
Grade 1. Assistant.....	2	720	2	720	1.4	720
Ungraded. Physician.....	1	600	1	600	1	450
Total permanent, field.....	19.5	29,680	19.5	29,680	18.6	27,740
Temporary employees, field.....		3,000		3,000		2,774
All personal services, field.....		32,680		32,680		30,514
Deduct subsistence and quarters furnished.....		5,410		5,410		5,476
		27,270		27,270		25,038
Deduct legislative reductions.....		3,270		4,900		2,730
01 Personal services (net).....		24,000		22,370		22,308
OTHER OBLIGATIONS						
02 Supplies and materials.....		13,835		14,500		13,935
05 Communication service.....		150		150		144
06 Travel expenses.....		150		150		141
07 Transportation of things.....		400		400		179
08 Printing, binding, photographing, etc.....						28
10 Furnishing of heat, light, power, water, and electricity.....		1,200		1,200		1,120
12 Repairs and alterations.....		3,800		4,200		5,126
13 Special and miscellaneous expenses.....		150		230		124
30 Equipment.....		1,500		1,200		3,557
32 Structures and parts and nonstructural improvements to land.....						169
Total other expenditures.....		21,185		22,030		24,523
Grand total obligations.....		45,185		44,400		46,831
Deduct amount transferred from "Indian moneys, proceeds of labor".....		-100		-100		-100
Net total obligations.....		45,085		44,300		46,731
Reduction to meet differential.....		+1,395		+1,200		+2,050
Estimated savings and unobligated bal- ances.....				+9,890		+33,269
Total estimate or appropriation.....		46,480		55,390		82,050

National Industrial Recovery, Interior, Indians—

By objects	Obligations		
	Estimate, 1935	Estimate, 1934	Actual, 1933
<i>Wheelock Academy</i>			
32 Structures and parts and nonstructural improvements to land.....		\$42,000	
Received by transfer from Federal Emer- gency Administration of Public Works.....		-42,000	
Total estimate or appropriation.....			

Chemawa, Salem, Oregon: For [six hundred and fifty] three hundred pupils, including not to exceed \$1,000 for printing and issuing school paper, [\$204,785] \$97,120; for pay of superintendent, drayage, and general repairs and improvements, [\$19,615] \$14,620; in all, [\$224,400] \$111,740 (U.S.C., title 25, sec. 13; act Feb. 17, 1933, 47 Stat., p. 835).

Est. 1935, \$111,740

App. 1934, \$224,400

Indian Boarding Schools—Continued.

By objects	Obligations					
	Estimate, 1935		Estimate, 1934		Actual, 1933	
	Posi- tions	Av. salary	Posi- tions	Av. salary	Posi- tions	Av. salary
PERSONAL SERVICES, FIELD						
Professional service:						
Grade 3. Physician.....	1	\$3,200	1	\$3,200	1	\$3,300
Grade 1. Director of agriculture.....					1	2,300
Subprofessional service:						
Grade 8. Principal.....			0.1	2,900	1	3,300
Head of home economics department.....	1	2,900	1	2,900	1	2,900
Grade 6. Instructor of shop subjects.....	2	2,300	3	2,300	3	2,300
Grade 5. Teacher of home economics, senior high.....	1	2,000	1.1	2,000	2	2,000
Teacher, senior high.....	3	1,860	3	1,860	5	1,884
Teacher, physical education.....	1	1,860	0.8	1,860	2	1,860
Teacher, fine and applied arts.....					1	1,860
Teacher, home economics.....	2	1,860	1.1	1,860	2	1,860
Nurse.....	2	1,800	1.1	1,800	2	1,800
Grade 4. Printer.....					1	1,740
Teacher, junior high.....	3	1,740	3.7	1,716	6	1,740
Teacher, music junior high.....	1	1,680	1	1,680	1	1,680
Grade 3. Teacher, elementary.....			0.3	1,500	5	1,536
Band leader.....					1	1,440
Clerical, administrative, and fiscal service:						
Grade 11. Superintendent.....	1	3,800	1	3,800	1	4,600
Grade 10. Assistant superintendent.....					1	3,500
Grade 4. Clerk.....	1	1,920	1	1,920	1	1,920
Grade 3. Assistant clerk.....	1	1,800	1	1,800	1.3	1,758
Financial clerk.....			0.1	1,680	1	1,680
Custodial service:						
Grade 10. Adviser (girls).....			0.1	2,600	1	2,600
Grade 8. Engineer.....	1	2,100	1	2,100	1	2,100
Grade 7. Instructor of auto mechanics.....			0.1	2,040	1	2,040
Grade 6. Carpenter.....	1	1,860	1	1,860	1	1,860
Adviser (boys).....	1	1,860	1	1,860	1	1,740
Gardener.....			0.3	1,860	1	1,860
Plumber.....	1	1,800	1	1,800	1	1,800
Grade 5. Tailor.....	1	1,560	1	1,560	1	1,560
Adviser's assistant (girls).....	1	1,620	1	1,620	1	1,620
Cook.....			0.1	1,500	1	1,500
Dairyman.....			0.1	1,860	1	1,560
Painter.....	1	1,560	1	1,560	1	1,560
Assistant engineer.....			0.1	1,500	1	1,500
Grade 4. Cook.....			0.3	1,320	1	1,320
Grade 3. Shoe and harness maker.....	1	1,440	1	1,440	1	1,440
Baker.....			0.1	1,440	1	1,440
Matron.....	3	1,230	3.2	1,228	5	1,272
Laborer.....	1	1,260	2.5	1,224	7	1,209
Seamstress.....			0.1	1,260	2	1,230
Cook.....	1	1,200	1	1,200	1	1,200
Assistant adviser (boys).....	1	1,500	0.3	1,500	1	1,500
Grade 2. Laundress.....	1	1,140	1	1,140	1	1,140
Assistant matron.....			0.3	1,080	3	1,080
Grade 1. Assistant.....	3	720	3	720	9	720
Total permanent, field.....	37	66,610	40.9	70,988	85.3	140,330
Deduct lapses and administrative furloughs.....		2,000		3,500		3,288
Net permanent, field.....		64,610		67,488		137,042
Temporary employees, field.....		3,000		3,000		2,644
All personal services, field.....		67,610		70,488		139,686
Deduct subsistence and quarters furnished.....		7,530		8,190		16,290
		60,080		62,298		123,396
Deduct legislative reductions.....		6,760		10,575		13,530
01 Personal services (net).....		53,320		51,723		109,866
OTHER OBLIGATIONS						
02 Supplies and materials.....		35,260		35,000		66,485
05 Communication service.....		300		300		306
06 Travel expenses.....		400		500		598
07 Transportation of things.....		300		300		279
08 Printing, binding, photographing, etc.....						29
10 Furnishing of heat, light, power, water, and electricity.....		4,500		5,500		6,663
11 Rents.....		500		500		917
12 Repairs and alterations.....		14,000		13,000		14,367
13 Special and miscellaneous expenses.....		380		677		567
30 Equipment.....		500		2,000		9,119
32 Structures and parts and nonstructural improvements to land.....						30
Total other obligations.....		56,140		57,777		99,360
Grand total obligations.....		109,460		109,500		209,226
Deduct amount transferred from "Indian moneys, proceeds of labor".....		-500		-500		-107
Add in 1933 amount transferred to "Indian boarding schools" (day-school construction, etc.).....						+20,000
Add in 1934 amount transferred to "Indian schools, Five Civilized Tribes".....				+10,000		
Net total obligations.....		108,960		119,000		229,119
Reduction to meet differential.....		+2,780		+4,900		+5,790
Estimated savings and unobligated balances.....				+100,500		+40,091
Total estimate or appropriation.....		111,740		224,400		275,000

Flandreau, South Dakota: For four hundred and fifty pupils, [\$147,835] \$145,275; for pay of superintendent, drayage, and general repairs and improvements, [\$16,615; for repairs to heating system, \$23,000] \$14,540; in all, [\$187,450] \$159,815 (U.S.C., title 25, sec. 13; act Feb. 17, 1933, 47 Stat., p. 835).

Est. 1935, \$159,815

Appr. 1934, \$187,450

By objects	Obligations					
	Estimate, 1935		Estimate, 1934		Actual, 1933	
	Posi- tions	Av. salary	Posi- tions	Av. salary	Posi- tions	Av. salary
PERSONAL SERVICES, FIELD						
Subprofessional service:						
Grade 8. Head of home economics.....	1	\$2,900	1	\$2,900	1	\$2,900
Head of industrial training.....	1	2,900	1	2,900	1	2,900
Principal.....	1	2,600	1	2,600	1	2,600
Grade 7. Senior instructor of school activities (agriculture).....	1	2,300	1	2,300	1	2,300
Instructor of shop subjects, senior.....	1	2,300	1	2,300	1	2,300
Grade 6. Instructor of shop subjects, junior.....	1	2,000	1	2,000	1	2,000
Teacher of home economics.....	1	2,000	1	2,000	1	2,000
Grade 5. Teacher of home economics.....	2	1,860	2	1,860	2	1,860
Teacher, senior high.....	7	1,870	7	1,870	7	1,870
Teacher, school music.....	1	1,860	1	1,860	1	1,860
Teacher, physical education.....	1	1,860	1	1,860	1	1,860
Teacher, band and orchestra.....	1	1,860	1	1,860		
Nurse.....	2	1,830	2	1,830	2	1,830
Grade 4. Teacher, junior high.....	4	1,740	4	1,740	1.7	1,740
Grade 3. Band leader.....					1	1,560
Clerical, administrative, and fiscal service:						
Grade 12. Superintendent.....	1	4,600	1	4,600	1	4,600
Grade 5. Senior clerk.....	1	2,200	1	2,200	1	2,200
Grade 3. Assistant clerk.....	1	1,680	1	1,680	1	1,680
Grade 2. Junior clerk.....	2	1,440	2	1,440	2	1,440
Custodial service:						
Grade 10. Adviser (girls).....	1	2,600	1	2,600	1.5	2,600
Adviser (boys).....	1	2,000	1	2,000	0.5	2,000
Grade 8. General mechanic.....	1	2,000	1	2,000	1	2,000
Grade 7. Engineer.....	1	1,860	1	1,860	1	1,860
Instructor of auto mechanics.....	1	2,040	0.1	2,040		
Carpenter.....	1	1,800	1	1,800	1	1,800
Grade 6. Baker.....	1	1,680	1	1,680	0.3	1,680
Grade 5. Dairyman.....	1	1,620	1	1,620	1	1,620
Farmer.....	1	1,620	1	1,620	1	1,620
Assistant engineer.....	1	1,620	1	1,620	1	1,620
Grade 4. Cook.....	1	1,320	1	1,320	1	1,320
Grade 3. Adviser's assistant.....	1	1,200	1	1,200	1	1,200
Laborer.....	2	1,200	1.3	1,200	2	1,200
Matron.....	3	1,200	3	1,200	3	1,200
Shoe and harness maker.....	1	1,500	1	1,500	1	1,380
Seamstress.....	1	1,260	1	1,260	1	1,260
Grade 2. Assistant matron.....	2	1,170	2	1,170	2	1,170
Laundress.....	1	1,080	1	1,080	1	1,080
Grade 1. Attendant.....	2	1,080	2	1,080	2	1,080
Assistant.....	4	720	4	720	4	720
Ungraded. Physician.....	1	1,000	1	1,000	1	1,000
Total permanent, field.....	59	103,340	57.4	101,504	55	93,986
Deduct lapses and administrative furloughs.....						1,000
Net permanent, field.....		103,340		101,504		92,986
Temporary employees, field.....		1,000		1,000		908
All personal services, field.....		104,340		102,504		93,894
Deduct subsistence and quarters furnished.....		10,680		10,572		10,680
		93,660		91,932		83,214
Deduct legislative reductions.....		10,435		15,375		7,985
01 Personal services (net).....		83,225		76,557		75,229
OTHER OBLIGATIONS						
02 Supplies and materials.....		43,000		43,500		36,349
05 Communication service.....		500		500		314
06 Travel expenses.....		500		500		372
07 Transportation of things.....		1,000		1,000		1,184
08 Printing, binding, photographing, etc.....						152
10 Furnishing of heat, light, power, water, and electricity.....		6,500		6,500		6,530
11 Rents.....		500		500		475
12 Repairs and alterations.....		11,000		13,000		11,520
13 Special and miscellaneous expenses.....		1,695		1,793		258
22 Grants, subsidies, and contributions.....		100		100		
30 Equipment.....		8,000		9,000		10,335
32 Structures and parts and nonstructural improvements to land.....						328
Total other obligations.....		72,795		76,393		67,817
Grand total obligations.....		156,020		152,950		143,046
Deduct amount transferred from "Indian moneys, proceeds of labor".....		-1,000		-1,000		-841
Add in 1933 amount transferred to "Indian boarding schools" (day school construction, etc.).....						+5,000
Net total obligations.....		155,020		151,950		147,205
Reduction to meet differential.....		+4,795		+6,000		+5,875
Estimated savings and unobligated balances.....				+29,500		+12,795
Total estimate or appropriation.....		159,815		187,450		165,875

National Industrial Recovery, Interior, Indians—

By objects	Obligations		
	Estimate, 1935	Estimate, 1934	Actual, 1933
<i>Flandreau</i>			
12 Repairs and alterations.....	\$10,000	\$13,000	
1934 appropriations obligated in 1935.....	-10,000	+10,000	
Received by transfer from Federal Emergency Administration of Public Works.....		-23,000	
Total estimate or appropriation.....			

Indian Boarding Schools—Continued.

Pierre, South Dakota: For [three hundred and twenty-five] two hundred and twenty-five pupils, [\$97,305] \$67,450; for pay of superintendent[s], drayage, and general repairs and improvements, [\$14,615; for power house, \$10,000] \$11,540; in all, [\$121,920] \$78,990 (U.S.C., title 25, sec. 13; act Feb. 17, 1933, 47 Stat., p. 835).

Est. 1935, \$78,990

App. 1934, \$121,920

By objects	Obligations					
	Estimate, 1935		Estimate, 1934		Actual, 1933	
PERSONAL SERVICES, FIELD	Posi- tions	Av. salary	Posi- tions	Av. salary	Posi- tions	Av. salary
Subprofessional service:						
Grade 7. Principal.....	1	\$2,300	1	\$2,300	1	\$2,300
Grade 6. Instructor shop subjects.....	1	2,000	1	2,000	1	2,000
Grade 5. Teacher school music.....	1	1,860	1	1,860	1	1,860
Teacher home economics.....	1	1,860	2	1,860	2	1,860
Nurse.....	1	1,800	1	1,800	1	1,800
Grade 4. Teacher junior high.....	3	1,725	4	1,725	4	1,725
Teacher elementary.....	1	1,680	1	1,680	1	1,680
Grade 3. Teacher elementary.....	3	1,540	4	1,540	4	1,515
Clerical, administrative, and fiscal service:						
Grade 11. Superintendent.....	1	4,600	1	4,600	1	4,600
Grade 4. Clerk.....	1	1,980	1	1,980	1	1,980
Grade 2. Junior clerk.....	1	1,440	1	1,440	1	1,440
Custodial service:						
Grade 8. Adviser (boys).....	1	2,000	1	2,000	1	2,000
Grade 6. Engineer.....	1	1,740	1	1,740	1	1,740
Grade 5. Stockman.....	1	1,680	1	1,680	1	1,680
Carpenter.....	1	1,680	1	1,680	1	1,680
Adviser (boys).....	1	1,620	1	1,620	1	1,620
Adviser (girls).....	1	1,560	1	1,560	1	1,560
Assistant engineer.....	1	1,560	1	1,560	1	1,560
Grade 4. Cook.....	1	1,320	1	1,320	1	1,320
Grade 3. Shoe and harness maker.....	1	1,440	1	1,440	1	1,440
Laborer.....	2	1,260	2	1,260	2	1,260
Matron.....	2	1,230	2	1,230	4	1,215
Baker.....	1	1,200	1	1,200	1	1,200
Seamstress.....	1	1,200	1	1,200	1	1,200
Grade 2. Laundress.....	1	1,140	1	1,140	1	1,140
Attendant (ward).....	1	1,080	1	1,080	1	1,080
Laborer.....	2	1,080	2	1,080	2	1,080
Grade 1. Assistant.....	2	720	2	720	2	720
Ungraded. Physician.....	1	720	1	720	1	720
Total permanent, field.....	37	57,835	40	62,960	42	65,260
Deduct lapses and administrative furloughs.....		3,000		4,000		2,000
Net permanent, field.....		54,835		58,960		63,260
Temporary employees, field.....		1,500		2,500		2,420
All personal services, field.....		56,335		61,460		65,680
Deduct subsistence and quarters furnished.....		6,400		6,940		7,180
		49,935		54,520		58,500
Deduct legislative reductions.....		5,635		9,220		6,310
01 Personal services (net).....		44,300		45,300		52,190
OTHER OBLIGATIONS						
02 Supplies and materials.....		15,300		21,000		25,924
05 Communication service.....		300		400		386
06 Travel expenses.....		300		300		352
07 Transportation of things.....		700		1,000		991
08 Printing, binding, photographing, etc.....						76
10 Furnishing of heat, light, power, water, and electricity.....		6,000		6,900		7,723
12 Repairs and alterations.....		8,000		10,500		10,895
13 Special and miscellaneous expenses.....		30		105		127
22 Grants, subsidies, and contributions.....		100		100		
30 Equipment.....		2,100		3,000		3,599
32 Structures and parts and nonstructural improvements to land.....						12,933
Total other obligations.....		32,830		43,305		63,006
Grand total obligations.....		77,130		88,605		115,196
Deduct amount transferred from "Indian moneys, proceeds of labor".....		-100		-100		-54
Add in 1933 amount transferred to "Indian boarding schools" (day school construction, etc.).....						+5,000
Net total obligations.....		77,030		88,505		120,142
Reduction to meet differential.....		+1,960		+2,500		+5,025
Estimated savings and unobligated balances.....				+30,915		+14,208
Total estimate or appropriation.....		78,990		121,920		139,375

National Industrial Recovery, Interior, Indians—

By objects	Obligations		
	Estimate, 1935	Estimate, 1934	Actual, 1933
<i>Pierre</i>			
32 Structures and parts and nonstructural improvements to land.....		\$13,500	
Received by transfer from Federal Emergency Administration of Public Works.....		-13,500	
Total estimate or appropriation.....			

Indian Boarding Schools—Continued.

[Rapid City, South Dakota: For two hundred and seventy-five pupils, \$84,760; for pay of superintendent, drayage, and general repairs and improvements, \$14,710; in all, \$99,470] (U.S.C., title 25, sec. 13; act Feb. 17, 1933, 47 Stat., p. 835).

App. 1934, \$99,470

By objects	Obligations					
	Estimate, 1935		Estimate, 1934		Actual, 1933	
PERSONAL SERVICES, FIELD	Posi- tions	Av. salary	Posi- tions	Av. salary	Posi- tions	Av. salary
Subprofessional service:						
Grade 7. Principal.....	1	\$2,300	1	\$2,300	1	\$2,300
Grade 6. Instructor of shop subjects.....	1	2,000			1	2,000
Grade 5. Teacher, school music.....					0.1	1,860
Teacher, home economics.....					1	1,860
Nurse.....					1	1,800
Grade 4. Teacher, junior high.....					4	1,685
Teacher, elementary.....					1	1,680
Grade 3. Teacher, elementary.....					4	1,530
Clerical, administrative, and fiscal service:						
Grade 10. Superintendent.....			1	3,500	1	3,500
Grade 5. Senior clerk.....					1	2,400
Grade 2. Junior clerk.....			1	1,440	1	1,440
Custodial service:						
Grade 7. Dairyman.....					1	1,860
Grade 6. Engineer.....					1	1,740
Adviser.....					1	1,680
Grade 5. Assistant engineer.....			1	1,620	1	1,620
Farmer.....					1	1,620
Carpenter.....					1	1,560
Grade 3. Cook.....					1	1,320
Matron.....			1	1,200	3	1,300
Baker.....			1	1,260	1	1,200
Laborer.....					2	1,200
Seamstress.....					1	1,200
Grade 2. Laundress.....			1	1,200	1	1,200
Assistant matron.....					1	1,080
Attendant (ward).....					1	1,080
Grade 1. Assistant.....					2	720
Ungraded. Physician.....					1	1,000
Total permanent, field.....			8	14,520	36	56,025
Deduct lapses and administrative furloughs.....				500		2,697
Net permanent, field.....				14,020		53,328
Temporary employees, field.....				880		1,605
All personal services, field.....				14,900		54,933
Deduct subsistence and quarters furnished.....				1,440		6,090
				13,460		48,843
Deduct legislative reductions.....				2,235		5,400
01 Personal services (net).....				11,225		43,443
OTHER OBLIGATIONS						
02 Supplies and materials.....		6,000				35,199
05 Communication service.....		150				238
06 Travel expenses.....		150				164
07 Transportation of things.....		100				107
08 Printing, binding, photographing, etc.....						29
10 Furnishing of heat, light, power, water, and electricity.....		950				1,688
11 Rents.....		50				62
12 Repairs and alterations.....		5,000				8,818
13 Special and miscellaneous expenses.....		45				352
22 Grants, subsidies, and contributions.....						79
30 Equipment.....						2,797
32 Structures and parts and nonstructural improvements to land.....						6,704
Total other obligations.....				12,445		56,237
Grand total obligations.....				23,670		99,680
Deduct amount transferred from "Indian moneys, proceeds of labor".....				-1,000		-56
Add in 1933 amount transferred to "Indian boarding schools" (day school, construction, etc.).....						+8,000
Add in 1934 amount transferred to "Indian school support".....				+50,000		
1932 appropriation obligated in 1933.....						-5,000
Net total obligations.....				72,670		102,624
Reduction to meet differential.....				+2,100		+4,470
Estimated savings and unobligated balances.....				+24,700		+18,406
Total estimate or appropriation.....				99,470		125,500

National Industrial Recovery, Interior, Indians—

By objects	Obligations		
	Estimate, 1935	Estimate, 1934	Actual, 1933
<i>Rapid City</i>			
32 Structures and parts and nonstructural improvements to land		\$8,500	
Received by transfer from Federal Emergency Administration of Public Works		-8,500	
Total estimate or appropriation			

Indian Boarding Schools—Continued.

Tomah, Wisconsin: For [three hundred and twenty-five] two hundred pupils, [\$96,485] \$60,230; for pay of superintendent, drayage, and general repairs and improvements, [\$17,735] \$13,680; in all, [\$114,220] \$73,910 (U.S.C., title 25, sec. 13; act Feb. 17, 1933, 47 Stat., p. 835).

Est. 1935, \$73,910

App. 1934, \$114,220

By objects	Obligations					
	Estimate, 1935		Estimate, 1934		Actual, 1933	
	Posi- tions	Av. salary	Posi- tions	Av. salary	Posi- tions	Av. salary
PERSONAL SERVICES, FIELD						
Subprofessional service:						
Grade 7. Principal			0.2	\$2,300	1	\$2,300
Grade 6. Instructor, shop subjects	1	\$2,000	1	2,000	1	2,300
Grade 5. Teacher, music	1	1,860	1	1,860	1	1,860
Teacher, home economics	1	1,860	1	1,860	1	1,860
Teacher, physical education	1	1,860	1	1,860	1	1,860
Grade 4. Teacher, elementary	1	1,680	1	1,680	1	1,680
Teacher, junior high	2	1,680	2	1,680	2	1,680
Grade 3. Teacher, elementary	3	1,560	3	1,560	5	1,560
Teacher, home economics	1	1,620	1	1,620	1	1,620
Clerical, administrative, and fiscal service:						
Grade 9. Superintendent	1	3,200	1	3,200	1	3,200
Grade 3. Assistant clerk	2	1,620	2	1,620	2	1,620
Grade 2. Junior clerk			0.3	1,500	1	1,500
Custodial service:						
Grade 8. Boys' adviser	1	2,000	1	2,000	1	2,000
Grade 6. Engineer	1	1,680	1	1,680	1	1,680
Grade 5. Girls' adviser	1	1,620	1	1,620	1	1,620
Dairyman	1	1,680	1	1,680	1	1,680
Carpenter	1	1,680	1	1,680	1	1,680
Gardener	1	1,620	1	1,620	1	1,620
Farmer			0.4	1,680	1.5	1,650
Grade 3. Matron	2	1,290	2	1,290	2	1,290
Baker	1	1,260	1	1,260	1	1,260
Seamstress	1	1,260	1	1,260	1	1,260
Laborer	2	1,200	3.5	1,200	4.5	1,200
Grade 2. Assistant matron	2	1,170	2.2	1,152	3	1,140
Laundress	1	1,200	1	1,200	1	1,200
Grade 1. Assistant	1	720	1	720	1	720
Total permanent, field	30	47,400	32.6	49,686	39	61,175
Temporary employees, field		1,000		1,000		2,738
All personal services, field		48,400		50,686		63,913
Deduct subsistence and quarters furnished		4,860		5,233		5,790
Deduct legislative reductions		43,540		45,453		58,123
		4,840		7,610		5,995
01 Personal services (net)		38,700		37,843		52,128
OTHER OBLIGATIONS						
02 Supplies and materials		18,400		25,000		30,622
05 Communication service		200		300		298
06 Travel expenses		200		300		79
07 Transportation of things		1,135		1,800		1,631
08 Printing, binding, photographing, etc.		50		100		96
10 Furnishing of heat, light, power, water, and electricity		3,000		3,300		3,270
11 Rents		300		400		491
12 Repairs and alterations		10,100		13,000		14,283
13 Special and miscellaneous expenses		80		477		408
30 Equipment		500		1,500		10,825
32 Structures and parts and nonstructural improvements to land						4,652
Total other obligations		33,965		46,177		66,655
Grand total obligations		72,665		84,020		118,783
Deduct amount transferred from "Indian moneys, proceeds of labor"		-600		-600		-600
Add in 1933 amount transferred to "Indian boarding schools" (day school construction, etc.)						+3,000
Net total obligations		72,065		83,420		121,183
Reduction to meet differential		+1,845		+2,400		+6,900
Estimated savings and unobligated balances				+28,400		+8,417
Total estimate or appropriation		73,910		114,220		136,500

National Industrial Recovery, Interior, Indians—

By objects	Obligations		
	Estimate, 1935	Estimate, 1934	Actual, 1933
<i>Tomah</i>			
12 Repairs and alterations		\$2,500	
Received by transfer from Federal Emergency Administration of Public Works		-2,500	
Total estimate or appropriation			

In all, for above-named nonreservation boarding schools, not to exceed [\$3,755,000] \$2,513,680: *Provided*, That 10 per centum of the foregoing amounts shall be available interchangeably for expenditures for similar purposes in the various boarding schools named, but not more than 10 per centum shall be added to the amount appropriated for any one of said boarding schools or for any particular item within any boarding school. Any such interchanges shall be reported to Congress in the annual Budget.

Estimate 1935, \$2,513,680

Appropriated 1934, \$3,755,000

By objects	Obligations					
	Estimate, 1935		Estimate, 1934		Actual, 1933	
	Posi- tions	Av. salary	Posi- tions	Av. salary	Posi- tions	Av. salary
Indian boarding schools, general						
PERSONAL SERVICES, FIELD						
Clerical, administrative and fiscal service—						
Grade 11. Superintendent of construction	1	\$3,800	1	\$3,800	1	\$3,800
Grade 9. Special agent			1	3,200	1	3,200
Total permanent, field	1	3,800	2	7,000	2	7,000
Temporary employees, field						34,500
All personal services, field		3,800		7,000		41,500
Deduct legislative reductions		380		1,050		700
01 Personal services (net)		3,420		5,950		40,800
OTHER OBLIGATIONS						
02 Supplies and materials				100		7,255
05 Communication service				10		10
06 Travel expenses		920		1,500		977
07 Transportation of things						2,150
08 Printing, binding, photographing, etc.						15
10 Furnishing of heat, light, power, water, and electricity						543
11 Rents						250
12 Repairs and alterations						1,705
13 Special and miscellaneous expenses				1,390		5
30 Equipment						20,581
32 Structures and parts and nonstructural improvements to land						104,843
Total other expenditures		920		3,000		138,334
Grand total obligations		4,340		8,950		179,134
1931 appropriation obligated in 1933						-14,810
Net total obligations		4,340		8,950		164,324
Estimated savings and unobligated balances				470		34,976
Total estimate or appropriation		4,340		9,420		199,300

Interchange of funds for the fiscal year 1933 in accordance with the provisions of the foregoing paragraph

From—	To—	Amount transferred
Indian boarding schools (Carter Seminary, support).	Indian boarding schools (Carter Seminary, repairs and improvements—remodeling and repairing dormitories).	\$268.64
Indian boarding schools (Truxton Canyon, support).	Indian boarding schools (Truxton Canyon, repairs and improvements).	1,000.00
Indian boarding schools (Albuquerque, support).	Indian boarding schools (Albuquerque, hog and poultry houses).	2.85
		1,271.49

Indian Schools, Five Civilized Tribes—

For aid to the common schools in the Cherokee, Creek, Choctaw, Chickasaw, and Seminole Nations and the Quapaw Agency in Oklahoma, [\$387,680] \$394,000, to be expended in the discretion of the Secretary of the Interior and under rules and regulations to be prescribed by him: *Provided*, That this appropria-

tion shall not be subject to the limitation in section 1 of the Act of May 25, 1918 (U.S.C., title 25, sec. 297), limiting the expenditure of money to educate children of less than one-fourth Indian blood: *Provided further*, That of this appropriation not to exceed \$2,500 may be expended in the printing and issuance of a paper devoted to Indian education, which paper shall be printed at an Indian school, not to exceed \$10,000 may be expended under rules and regulations of the Secretary of the Interior, in part payment of truancy officers in any county or two or more contiguous counties where there are five hundred or more Indian children eligible to attend school and not to exceed \$10,000 may be expended in the discretion of the Secretary of the Interior for the payment of salaries of public-school teachers employed by the State or county in special Indian day schools in full blood Indian communities where there are not adequate white day schools available for their attendance (*acts Aug. 24, 1912, 37 Stat., p. 533, sec. 17; Feb. 17, 1933, 47 Stat., p. 835*).

Estimate 1935, **\$394,000**Appropriated 1934, **\$387,680**

By objects	Obligations					
	Estimate, 1935		Estimate, 1934		Actual, 1933	
PERSONAL SERVICES, FIELD	Posi- tions	Av. salary	Posi- tions	Av. salary	Posi- tions	Av. salary
Professional and scientific service—						
Grade 5. Supervisor of Indian education for the State of Oklahoma	1	\$4,600	1	\$4,600	1	\$4,600
Subprofessional service:						
Grade 7. Day school representative	6	2,383	6	2,383	6	2,383
School social worker	1	2,300	1	2,300	1	2,300
Clerical, administrative, and fiscal service:						
Grade 3. Assistant clerk	3	1,760	3	1,760	3	1,760
Grade 2. Junior clerk	1	1,500	1	1,500	1	1,500
Total permanent, field	12	27,978	12	27,978	12	27,978
Temporary employees, field		12,000		12,000		11,407
All personal services, field		39,978		39,978		39,385
Deduct legislative reductions		4,000		5,995		2,800
01 Personal service (net)		35,978		33,983		36,585
OTHER OBLIGATIONS						
02 Supplies and materials		12,000		12,000		12,725
05 Communication service		300		300		226
06 Travel expenses		4,000		4,000		3,242
08 Printing, binding, photographing, etc.						91
12 Repairs and alterations		2,000		2,000		1,670
13 Special and miscellaneous expenses		222		397		65
22 Grants, subsidies, and contributions		337,500		337,000		330,897
30 Equipment		2,000		2,000		2,153
Total other obligations		358,022		357,697		351,079
Grand total obligations		394,000		391,680		387,664
Add in 1933 amount transferred to "Support of Indians and administration of Indian property"						+5,000
Deduct in 1934 amount transferred from "Indian boarding schools"				-10,000		
Net total obligations		394,000		381,680		392,664
Estimated savings and unobligated balances				6,000		7,336
Total estimate or appropriation		394,000		387,680		400,000

Education, Sioux Nation—

For support and maintenance of day and industrial schools among the Sioux Indians, including the erection and repairs of school buildings, in accordance with the provisions of article 5 of the agreement made and entered into September 26, 1876, and ratified February 28, 1877 (19 Stat., p. 254), **[\$373,650]** **\$301,835** (*acts Mar. 2, 1899, 25 Stat., p. 894, sec. 17; Feb. 17, 1933, 47 Stat., p. 835*).

Estimate 1935, **\$301,835**Appropriated 1934, **\$373,650**

By objects	Obligations					
	Estimate, 1935		Estimate, 1934		Actual, 1933	
PERSONAL SERVICES, FIELD	Posi- tions	Av. salary	Posi- tions	Av. salary	Posi- tions	Av. salary
Subprofessional service:						
Grade 8. Principal	2	\$2,900	2	\$2,900	2	\$2,900
Grade 7. Principal	1	2,300	1	2,300	1	2,300
Day school representative	1	2,400	1	2,400	1	2,400
School social worker	2	2,300	2	2,300	1	2,300
Grade 6. Instructor of shop subjects	1	2,000	1	2,000	0.3	2,000
Grade 5. Teacher, home economics	4	1,860	4	1,860	1	1,860
Teacher, senior high	1	1,860	1	1,860		
Grade 4. Teacher, junior high	4	1,680	3.8	1,680	3	1,680
Teacher, elementary	6	1,680	6	1,680	6.2	1,680
Grade 3. Teacher, elementary	50	1,520	43.1	1,525	48.8	1,524
Teacher, home economics	3	1,520	3	1,520	3	1,520

Education, Sioux Nation—Continued.

By objects	Obligations					
	Estimate, 1935		Estimate, 1934		Actual, 1933	
PERSONAL SERVICES, FIELD—continued	Posi- tions	Av. salary	Posi- tions	Av. salary	Posi- tions	Av. salary
Clerical, administrative, and fiscal service:						
Grade 12. Superintendent of schools	1	\$4,600	1	\$4,600	1	\$4,600
Grade 11. Superintendent	1	3,800	1	3,800		
Grade 3. Assistant clerk	2	1,620	2	1,620	2	1,620
Grade 2. Junior clerk	4	1,440	4	1,440	4	1,455
Custodial service:						
Grade 8. Adviser (girls)	2	2,000	2	2,000	2	2,000
Grade 7. Farm agent	1	1,860	1	1,860	1	1,860
Dairyman	2	1,860	2	1,860	1.3	1,860
Grade 6. Engineer	3	1,740	3	1,740	3	1,740
Grade 5. Adviser (girls)	1	1,680	1	1,680	1	1,680
Farmer	2	1,650	2	1,650	2	1,650
Adviser (boys)	2	1,620	2	1,620	2	1,620
Assistant engineer	2	1,600	3	1,600	3	1,600
Dairyman	1	1,560	1	1,560	1.7	1,560
Carpenter	4	1,500	5	1,500	5	1,512
Grade 4. Cook	3	1,360	3	1,360	3	1,360
Grade 3. Shoe and harness maker	1	1,380	1	1,380	1	1,380
Seamstress	2	1,260	3	1,260	3	1,260
Matron	2	1,260	3	1,256	3	1,240
Laborer	7	1,210	8	1,208	8	1,208
Baker	2	1,200	3	1,200	3	1,200
Grade 2. Laundress	2	1,140	3	1,140	3	1,140
Assistant matron	2	1,140	3	1,140	3	1,093
Laborer	1	1,080	1	1,080	1	1,080
Grade 1. Assistant (Indian)	10	730	12	730	12	730
Housekeeper	30	600	29.1	600	30.8	600
Total permanent, field	165	227,250	166	227,724	167.1	221,279
Deduct lapses and administrative fur- loughs		5,580		5,580		
Net permanent, field		221,670		222,144		221,279
Temporary employees, field		10,000		15,000		19,828
All personal services, field		231,670		237,144		241,107
Deduct subsistence and quarters furnished		25,600		25,608		26,102
		206,070		211,536		215,005
Deduct legislative reductions		23,165		35,570		20,765
01 Personal services, net		182,905		175,966		194,240
OTHER OBLIGATIONS						
02 Supplies and materials		68,000		104,000		85,470
06 Travel expenses		2,000		1,500		970
07 Transportation of things		4,000		6,000		2,366
08 Printing, binding, photographing, etc.						17
10 Furnishing of heat, light, power, water, and electricity		2,500		4,000		3,391
11 Rents		300		500		464
12 Repairs and alterations		15,000		22,500		20,578
13 Special and miscellaneous expenses		130		784		262
22 Grants, subsidies, and contributions		20,000		24,000		22,745
30 Equipment		7,000		16,000		13,148
32 Structures and parts and nonstructural improvements to land						1,947
Total other obligations		118,930		179,284		151,358
Grand total obligations		301,835		355,250		345,598
Deduct in 1934 and 1933 amounts trans- ferred from "Indian boarding schools"				-6,500		-20,000
Net total obligations		301,835		348,750		325,598
Estimated savings and unobligated bal- ances				+24,900		+24,402
Total estimate or appropriation		301,835		373,650		350,000

Education of Natives of Alaska—

Natives in Alaska: To enable the Secretary of the Interior, in his discretion and under his direction, to provide for support and education of the Eskimos, Aleuts, Indians, and other natives of Alaska, including necessary traveling expenses of pupils to and from industrial boarding schools in Alaska; erection, purchase, repair, and rental of school buildings, including purchase of necessary lands; textbooks and industrial apparatus; pay and necessary traveling expenses of superintendents, teachers, physicians, and other employees; repair, equipment, maintenance, and operation of vessels; and all other necessary miscellaneous expenses which are not included under the above special heads, including **[\$300,000]** **\$285,600** for salaries in the District of Columbia and elsewhere, **\$17,500** for traveling expenses, **[\$179,500]** **\$180,500** for equipment, supplies, fuel, and light, **\$23,000** for repairs of buildings, **[\$15,000]** for purchase or erection of buildings, **\$62,000]** **\$63,000** for freight and operation and repair of vessels, **\$1,000** for rentals, and **\$2,000** for telephone and telegraph; total, **[\$600,000]** **\$572,600**, to be immediately available: *Provided*, That not to exceed 10 per centum of the amounts appropriated for the various items in this paragraph shall be available interchangeably for

expenditures on the objects included in this paragraph, but not more than 10 per centum shall be added to any one item of appropriation except in cases of extraordinary emergency and then only upon the written order of the Secretary of the Interior: *Provided further*, That of said sum not exceeding **[\$5,800] \$5,900** may be expended for personal services in the District of Columbia (U.S.C., title 48, secs. 169, 173; act Feb. 17, 1933, 47 Stat., pp. 835-836).

Estimate 1935, **\$572,600**Appropriated 1934, **\$600,000**

By objects	Obligations					
	Estimate, 1935		Estimate, 1934		Actual, 1933	
	Posi- tions	Av. salary	Posi- tions	Av. salary	Posi- tions	Av. salary
PERSONAL SERVICES, DEPARTMENTAL						
Clerical, administrative, and fiscal service:						
Grade 7. Chief Alaska section	1	\$3,000	1	\$3,000	1	\$3,000
Grade 3. Assistant clerk-stenographer	1	1,680	1	1,680	2	1,650
Grade 2. Junior clerk	1	1,440	1	1,440		
Total permanent, departmental	3	6,120	3	6,120	3	6,300
Deduct lapses and administrative furloughs				272		950
Net permanent, departmental		6,120		5,848		5,350
PERSONAL SERVICES, FIELD						
Professional service:						
Grade 5. Director of education	1	4,600	1	4,600	1	4,600
Grade 4. Assistant to director of education	1	3,800	1	3,800	1	3,800
Clerical, administrative, and fiscal service:						
Grade 12. District superintendent	5	3,220	5	3,220	5	3,240
Industrial director	3	3,100	3	3,100	3	3,100
Chief clerk	1	3,100	1	3,100	1	3,100
Grade 10. Principal clerk	1	2,700	1	2,700	1	2,700
Industrial director	1	2,500	1	2,500	1	2,500
Grade 9. Senior clerk	1	2,300	1	2,300	1	2,300
Matron					1	2,300
Carpenter, manual training teacher					1	2,300
Grade 8. Teacher	73.8	2,050	73.8	2,050	74.8	2,041
Grade 7. Teacher	43.5	1,811	43.5	1,811	46	1,813
Grade 6. Teacher	49.8	1,620	49.8	1,620	55.8	1,621
Junior clerk	5	1,584	5	1,584	5	1,584
Ungraded. Cook					1	1,800
Teaching assistant	1	1,260	1	2,260		
Teacher native arts	1	840	1	840	1.7	859
Janitor	12	206	12	206	13	329
Total permanent, field	200.1		200.1		213.3	
		367,940		367,940		390,074
Total, departmental and field		374,060		373,788		395,424
Deduct subsistence and quarters furnished		51,060		50,788		53,524
		323,000		323,000		341,900
Deduct legislative reductions		37,400		56,068		37,936
01 Personal services (net)		285,600		266,932		303,964
OTHER OBLIGATIONS						
02 Supplies and materials		119,928		65,168		163,600
03 Subsistence and support of persons (service)		12,000		12,000		12,000
05 Communication service		2,000		2,000		2,000
06 Travel expenses		17,500		17,500		22,000
07 Transportation of things		63,000		40,000		74,750
10 Furnishing of heat, light, power, water, and electricity		6,500		6,500		6,000
11 Rents		1,000		1,000		1,500
12 Repairs and alterations		23,000		18,000		24,860
13 Special and miscellaneous expenses		3,000		3,000		3,000
30 Equipment		39,072		25,012		25,390
Total other obligations		287,000		190,180		335,100
Grand total obligations		572,600		457,112		639,064
1934 appropriation obligated in 1933				+100,000		-100,000
1933 appropriation obligated in 1932						+100,000
Received by transfer from "Conservation of health among Indians"						-40,000
Net total obligations		572,600		557,112		599,064
Estimated savings and unobligated balances				42,888		50,936
Total estimate or appropriation		572,600		600,000		650,000

National Industrial Recovery, Interior, Indians—

By objects	Obligations		
	Estimate, 1935	Estimate, 1934	Actual, 1933
Education of natives in Alaska			
12 Repairs and alterations	\$40,000	\$60,000	
32 Structures and parts and nonstructural improvements to land	15,000	45,000	
Total obligations	55,000	105,000	
1934 appropriations obligated in 1935	-55,000	+55,000	
Received by transfer from Federal Emergency Administration of Public Works		-160,000	
Total estimate or appropriation			

National Industrial Recovery, Interior, Indians—Continued.

Interchange of funds for the fiscal year 1933 in accordance with the provisions of the foregoing paragraph

From—	To—	Amount transferred
Education Natives, Alaska (Supplies and Equipment).	Education Natives, Alaska (Freight and operation of ships).	\$1,000

Total under Education, Bureau of Indian Affairs, annual appropriations, general fund:

Estimate 1935, **\$7,990,565**Appropriated 1934, **\$9,386,230**

CONSERVATION OF HEALTH

Conservation of Health Among Indians—

For conservation of health among Indians including equipment, materials, and supplies; repairs and improvements to buildings and plants; compensation and traveling expenses of officers and employees and renting of quarters for them when necessary; transportation of patients and attendants to and from hospitals and sanatoria; returning to their former homes and interring the remains of deceased patients; and not exceeding \$1,000 for printing and binding circulars and pamphlets for use in preventing and suppressing trachoma and other contagious and infectious diseases, **[\$2,996,200] \$2,985,420**, including not to exceed the sum of **[\$2,251,610] \$2,254,800** for the following-named hospitals and sanatoria:

Arizona: Indian Oasis Hospital, **[\$22,100] \$21,610**; Kayenta Sanatorium, **[\$43,200] \$42,360**; Fort Defiance Sanatorium and Southern Navajo General Hospital, **[\$102,100] \$98,870**; Phoenix Sanatorium, **[\$71,200] \$70,070**; Pima Hospital, **[\$26,000] \$25,510**; Truxton Canyon Hospital, **[\$11,250] \$11,045**; Western Navajo Hospital, **[\$33,950] \$34,650**; Chin Lee Hospital, **[\$10,450] \$11,520**; Fort Apache Hospital, **[\$26,000] \$25,410**; Havasupai Hospital, **[\$4,750] \$4,710**; Hopi Hospital, **[\$38,650] \$37,750**; Leupp Hospital, **[\$24,950] \$24,550**; San Carlos Hospital, **[\$18,325] \$17,900**; Tohatchi Hospital, **[\$11,450] \$12,540**; Colorado River Hospital, **[\$22,150] \$21,875**; San Xavier Sanatorium, **[\$36,000] \$35,440**; Phoenix Hospital, **[\$29,050] \$29,780**; [Hopi Navajo] Winslow Sanatorium, **[\$28,750] \$36,950**;

California: Hoopa Valley Hospital, **[\$20,900] \$23,250**; Soboba Hospital, **[\$19,150] \$18,885**; Fort Bidwell Hospital, **[\$14,350] \$18,870**; Fort Yuma Hospital, **[\$13,350] \$13,160**;

Colorado: Ute Mountain Hospital, **[\$11,650] \$14,230**; Edward T. Taylor Hospital, **[\$24,400] \$23,730**;

Idaho: Fort Lapwai Sanatorium, **[\$81,000] \$78,850**; Fort Hall Hospitals, **[\$14,300] \$15,350**;

Iowa: Sac and Fox Sanatorium, **[\$66,650] annex for general patients, \$6,000; in all, \$72,650] \$68,300**;

Minnesota: Pipestone Hospital, **[\$21,350] \$20,910**; Mississippi: Choctaw Hospital, **[\$26,000] \$25,565**;

Montana: Blackfeet Hospital, **[\$23,900] \$23,520**; Fort Peck Hospital, **[\$21,350] \$20,990**; Crow Agency Hospital, **[\$23,300] \$22,850**; Fort Belknap Hospital, **[\$28,900] \$28,530**; Tongue River Hospital, **[\$28,900] \$28,550**;

Nebraska: Winnebago Hospital, **[\$34,100] \$36,780**;

Nevada: Carson Hospital, **[\$19,125] \$21,570**; [Pyramid Lake Sanatorium, **\$33,100] Walker River Hospital, [\$19,950] \$19,525**;

Western Shoshone Hospital, **[\$9,450] \$11,300**;

New Mexico: Albuquerque Sanatorium, **\$95,050**; Jicarilla Hospital and Sanatorium, **[\$57,450] \$55,750**; [Laguna Sanatorium, **\$28,600] Mescalero Hospital, [\$19,200] \$18,720**; Eastern Navajo Hospital, **[\$14,300] \$15,870**; Northern Navajo Hospital, **[\$26,800] \$27,285**; Taos Hospital, **[\$8,725] \$13,990**; Zuni Sanatorium, **[\$52,200] \$51,330**; Albuquerque Hospital, **[\$48,050] \$47,260**; Charles H. Burke Hospital, **[\$7,650] \$7,440**; Santa Fe Hospital, **[\$38,450] \$37,840**; Toadlena Hospital, **[\$9,675] \$10,845**;

North Carolina: Cherokee Hospital, **[\$7,525] \$9,405**;

North Dakota: Turtle Mountain Hospital, **[\$33,850] \$35,330**; Fort Berthold Hospital, **[\$17,450] \$17,230**; Fort Totten Hospital, **[\$22,025] \$21,670**; Standing Rock Hospital, **[\$24,100] \$26,340**;

Oklahoma: Cheyenne and Arapahoe Hospital, **[\$34,500] \$33,940**; Choctaw and Chickasaw Sanatorium, **[\$52,360] \$51,310**; Shawnee Sanatorium, **[\$86,900] \$85,260**; [for water supply, including payment for necessary rights of way, \$15,000, to be immediately available; in all, \$101,900;] Claremore Hospital, **[\$30,400] \$31,870**; Clinton Hospital, **[\$19,200] \$18,970**; Pawnee and Ponca Hospital, **[\$28,350] \$27,900**; Kiowa Hospital, **[\$67,550] \$77,250**;

South Dakota: [Canton Asylum, **\$44,550**;] Crow Creek Hospital, **[\$20,700] \$20,260**; Pine Ridge Hospitals, **[\$41,250] \$40,660**; Rosebud Hospital, **[\$27,050] \$26,450**;

Utah: Uintah Hospital, [\$10,450] \$13,955;
 Washington: Yakima Sanatorium, [\$38,300] \$37,960; Tacoma
 Sanatorium, [\$192,150] \$188,810; Tulalip Hospital, [\$8,600]
 \$9,410;

Wisconsin: Hayward Hospital, [\$28,700] \$28,265; Tomah
 Hospital, [\$25,950] \$25,490;

Wyoming: Shoshone, [\$17,100] \$23,380;

Provided, That 10 per centum of the foregoing amounts shall be
 available interchangeably for expenditures in the various hospitals
 named, but not more than 10 per centum shall be added to the
 amount appropriated for any one of said hospitals or for any
 particular item within any hospital, and any interchange of appro-
 priations hereunder shall be reported to Congress in the Annual
 Budget: *Provided further*, That nonreservation boarding schools
 receiving specific appropriations shall contribute on a per diem
 basis for the hospitalization of pupils in hospitals located at such
 schools and supported from this appropriation *Provided further*,
 That the unexpended balance of the appropriation contained in
 the Interior Department Appropriation Act, fiscal year 1932, for
 the construction and equipment of the Albuquerque Sanatorium,
 and employees' quarters, New Mexico, and not to exceed \$300,000
 of the unexpended balance of the appropriation for the Sioux
 Sanatorium and employees' quarters, South Dakota, contained in
 the same Act, are hereby continued available for the same purposes
 until June 30, 1934 (U.S.C., title 25, sec. 13; act Feb. 17, 1933, 47
 Stat., pp. 836-837).

Estimate 1935, \$2,985,420

Appropriated 1934, \$2,996,200

By objects	Obligations					
	Estimate, 1935		Estimate, 1934		Actual, 1933	
<i>General purposes</i>						
PERSONAL SERVICES, FIELD	Posi- tions	Av. salary	Posi- tions	Av. salary	Posi- tions	Av. salary
Professional service:						
Grade 5. District medical director.....	1	\$4,800	1	\$4,800	1	\$4,800
Special physician.....	1	4,800	1	4,800	1	4,800
Grade 3. Special physician.....	10	3,580	10	3,580	10	3,580
Physician.....	24	3,217	24	3,217	22.4	3,220
Grade 2. Physician.....	59	2,941	59	2,941	58	2,941
Grade 1. Physician.....	2	2,450	2	2,450	2	2,450
Dentist.....	12	2,440	12	2,440	12	2,440
Subprofessional service:						
Grade 8. Assistant supervisor of nurses.....	2	2,650	2	2,650	4	2,625
Grade 6. Field nurse.....	90	2,036	90	2,036	90	2,025
Grade 5. Nurse.....	5	1,824	5	1,824	6	1,820
Grade 4. Nurse at large.....	7	1,723	7	1,723	7	1,729
Clerical, administrative, and fiscal service:						
Grade 11. Superintendent of construction.....	1	3,800	1	3,800	1	3,800
Grade 10. Superintendent and physician.....			0.2	3,500		
Grade 9. Superintendent and physician.....	0.5	3,200	0.7	3,229	0.5	3,200
Traveling auditor.....					0.8	3,200
Special agent.....			1	3,200	0.2	3,200
Grade 3. Assistant clerk.....	5	1,666	5.2	1,662	6	1,650
Custodial service:						
Grade 5. Field matron.....	6	1,540	6.1	1,540	8.1	1,544
General mechanic.....			0.2	1,560		
Grade 3. Laborer.....			0.2	1,200		
Grade 2. Assistant.....	1	1,080	1	1,080	1	1,080
Attendant.....					1	1,080
Ungraded. Physician.....	38	783	38	783	39.4	795
Total permanent, field.....	264.5		266.6		271.4	
		593,782		599,412		602,548
Deduct lapses and administrative furloughs.....				15,000		41,526
Net permanent, field.....		593,782		584,412		561,022
Temporary employees, field.....				22,466		46,016
All personal services, field.....		593,782		606,878		607,038
Deduct subsistence and quarters furnished.....				38,616		38,406
		555,382		568,262		568,632
Deduct legislative reductions.....		59,380		91,032		57,900
01 Personal services (net).....		496,002		477,230		510,732
OTHER OBLIGATIONS						
02 Supplies and materials.....		40,000		39,000		82,585
05 Communication service.....		2,500		2,500		2,625
06 Travel expenses.....		43,500		40,000		66,670
07 Transportation of things.....		2,000		2,000		2,950
08 Printing, binding, photographing, etc.....		1,000		1,000		24
10 Furnishing of heat, light, power, water, and electricity.....		3,000		3,000		4,336
11 Rents.....		5,500		5,500		6,215
12 Repairs and alterations.....		15,000		10,000		24,080
13 Special and miscellaneous expenses.....		91,118		23,040		59,993
22 Grants, subsidies, and contributions.....		1,000		1,000		3,108
30 Equipment.....		30,000		25,000		30,632
32 Structures and parts and nonstructural improvements to land.....						42,113
Total other obligations.....		234,618		152,040		325,331
Grand total obligations.....		730,620		629,270		836,063
1932 appropriation obligated in 1933.....						-36,285
Amount transferred to "Education, natives of Alaska".....						+40,000

Conservation of Health Among Indians—Continued.

By objects	Obligations					
	Estimate, 1935		Estimate, 1934		Actual, 1933	
OTHER OBLIGATIONS—continued						
Amount transferred to "Asylum for insane Indians, Canton, S. Dak.".....						+ \$5,000
Deduct amount transferred from specific hospitals.....						-135,526
Net total obligations.....		\$730,620		\$629,270		709,252
Estimated savings and unobligated balances.....				115,320		107,748
Total estimate or appropriation.....		730,620		744,590		817,000
Specific hospitals						
PERSONAL SERVICES, FIELD	Posi- tions	Av. salary	Posi- tions	Av. salary	Posi- tions	Av. salary
Professional service:						
Grade 3. Physician.....	15	\$3,300	14.7	\$3,234	13.8	\$3,236
Grade 2. Physician.....	9	2,944	7	2,957	6	2,967
Grade 1. Dentist.....	0.5	2,400	0.5	2,400	0.5	2,400
Subprofessional service:						
Grade 7. Chief nurse.....	12	2,317	12	2,317	12	2,322
Grade 6. Head nurse.....	46	2,020	44.8	2,020	42.7	2,017
Grade 5. Nurse.....	225	1,806	196.2	1,807	194.2	1,808
Occupational therapist.....	5	1,800	5	1,800	5	1,800
Grade 4. Teacher.....	9	1,680	9	1,680	9.1	1,680
Grade 3. Teacher.....	7	1,526	7	1,526	8.9	1,520
Clerical, administrative, and fiscal service:						
Grade 12. Superintendent and physician.....	6	4,633	5	4,640	5	4,640
Grade 10. Superintendent and physician.....	5	3,520	5.9	3,517	6.6	3,515
Superintendent.....	0.5	3,500	0.5	3,500	0.5	3,500
Grade 9. Superintendent and physician.....					1	3,300
Grade 5. Financial clerk.....	1	2,300	1	2,300	1	2,300
Grade 4. Clerk.....	2	2,010	2	2,010	3	1,940
Grade 3. Assistant clerk.....	9	1,683	7.8	1,685	9	1,720
Financial clerk.....	2	1,680	3	1,676	2.7	1,642
Grade 2. Junior clerk.....	5	1,512	5	1,512	4	1,440
Financial clerk.....	2	1,440	2	1,440	2	1,440
Custodial service:						
Grade 7. Dairyman.....	1	1,860	1	1,860	1	1,860
Engineer.....	1	1,980	1	1,980	1	1,980
Electrician.....	1	1,860	1	1,860	1	1,860
Grade 6. Engineer.....	8	1,778	9	1,773	9	1,773
General mechanic.....	2	1,680	2	1,680	2	1,680
Farmer.....	1	1,800	1	1,800	1	1,800
Grade 5. Attendant.....	4	1,560	4	1,560	4.3	1,560
General mechanic.....	10	1,608	8.6	1,616	6.6	1,616
Dairyman.....	2	1,530	2	1,532	3	1,580
Farmer.....			1	1,560	2	1,560
Cook.....	3	1,520	3	1,520	3	1,520
Assistant engineer.....	2	1,530	2	1,530	2	1,530
Carpenter.....	2	1,560	2.1	1,557	3	1,540
Grade 4. Cook.....	44	1,330	44.4	1,330	44	1,330
Fireman.....	6	1,400	4	1,440	4	1,440
Attendant.....	1	1,320	1	1,320	1	1,320
Grade 3. Attendant.....	62	1,219	67.1	1,217	73.7	1,227
Cook.....	31	1,206	29	1,206	28.6	1,206
Laborer.....	64	1,213	64.2	1,214	67.3	1,214
Baker.....	1	1,200	1	1,200	1	1,200
Grade 2. Attendant.....	148	1,087	144.7	1,089	144	1,089
Laborer.....	26	1,082	23.7	1,083	21.7	1,083
Cook.....	1	1,080	1	1,080	1	1,080
Grade 1. Attendant.....	121	723	113.1	724	106.7	724
Ungraded. Physician.....	12.5	869	12.5	869	13.2	838
Total permanent, field.....	915.5		871.8		871.1	
		1,331,161		1,259,152		1,278,397
Deduct lapses and administrative furloughs.....				60,000		124,578
Net permanent, field.....		1,331,161		1,199,152		1,153,819
Temporary employees, field.....		120,909		221,995		248,833
All personal services, field.....		1,452,070		1,421,147		1,402,652
Deduct subsistence and quarters furnished.....				192,382		195,336
		1,252,460		1,228,765		1,207,316
Deduct legislative reductions.....		145,200		213,172		121,630
01 Personal services (net).....		1,107,260		1,015,593		1,085,686
OTHER OBLIGATIONS						
02 Supplies and materials.....		696,800		661,872		538,904
05 Communication service.....		6,145		4,984		4,444
06 Travel expenses.....		12,205		10,353		8,626
07 Transportation of things.....		32,995		31,495		28,825
10 Furnishing of heat, light, power, water, and electricity.....		73,500		60,177		58,579
11 Rents.....		12,400		11,350		11,422
12 Repairs and alterations.....		132,540		80,124		106,762
13 Special and miscellaneous expenses.....		22,620		22,790		31,595
22 Grants, subsidies and contributions.....		12,540		9,898		7,300
30 Equipment.....		142,795		95,694		146,550
32 Structures and parts and nonstructural improvements to land.....		3,000				49,811
Total other obligations.....		1,147,540		988,737		992,818
Grand total obligations.....		2,254,800		2,004,330		2,078,504
Deduct amount transferred from "Indian moneys, proceeds of labor".....						-13,612
Deduct amount transferred from "Miscel- laneous trust funds of Indian tribes".....						-1,640
Deduct transfers from "Indian boarding schools".....						-28,838

Conservation of Health Among Indians—Continued.

By objects	Obligations		
	Estimate, 1935	Estimate, 1934	Actual, 1933
OTHER OBLIGATIONS—continued			
Deduct amount expended for Canton Asylum (specific appropriation).....			—\$45,000
1932 appropriation obligated in 1933.....			—8,878
1933 appropriation obligated in 1932.....			+1,312
Amount used for general purposes.....			+135,526
Net total obligations.....	\$2,254,800	\$2,004,330	2,117,374
Estimated savings and unobligated balances.....		+247,280	+278,626
Total estimate or appropriation.....	2,254,800	2,251,610	2,396,000
New construction			
OTHER OBLIGATIONS			
06 Travel expenses.....			2,078
30 Equipment.....		40,000	61,835
32 Structures and parts and nonstructural improvements to land.....		179,144	316,057
Total other obligations.....		219,144	379,970
1932 and prior year appropriations available 1933 and 1934.....		—519,144	+519,144
1932 and prior year appropriations available 1933.....			—821,803
1930 appropriation obligated in 1933.....			—150,000
Amount transferred to "Salaries, Bureau of Indian Affairs".....			—96,714
Amount transferred to "Support of Indians and administration of Indian property".....			+15,000
Estimated savings and unobligated balances.....		+300,000	+5,700
Total estimate or appropriation.....			+148,703

Statement of interchange of appropriations for the fiscal year 1933

From support of—	To support of—	Reason	Amount transferred
Phoenix Hospital.....	Truxton Canon Hospital.....	General support.	\$54
Soboba.....	Fort Yuma Hospital.....	do.....	150
Tacoma Sanatorium.....	Tulalip Hospital.....	do.....	70

National Industrial Recovery, Interior, Indians—

By objects	Obligations		
	Estimate, 1935	Estimate, 1934	Actual, 1933
Conservation of health (general purposes)			
12 Repairs and alterations.....	\$3,000	\$14,000	
1934 appropriations obligated in 1935.....	—3,000	+3,000	
Received by transfer from Federal Emergency Administration of Public Works.....		—17,000	
Total estimate or appropriation.....			
Conservation of health (specific hospitals)			
12 Repairs and alterations.....	\$20,000	\$110,000	
32 Structures and parts and nonstructural improvements to land.....	100,000	54,900	
Total obligations.....	120,000	164,900	
1934 appropriations obligated in 1935.....	—120,000	+120,000	
Received by transfer from Federal Emergency Administration of Public Works.....		—284,900	
Total estimate or appropriation.....			

Clinical Survey of Disease Conditions Among Indians—

For a clinical survey of tuberculosis, trachoma, and venereal and other disease conditions among Indians, **\$25,000**, together with the unexpended balance of the appropriation for this purpose for the fiscal year 1933, **\$20,000**: *Provided*, That in conducting such survey the cooperation of such State and other organizations engaged in similar work shall be enlisted wherever practicable and where services of physicians, nurses, or other persons are donated their travel and other expenses may be paid from this appropriation (*act Feb. 17, 1933, 47 Stat., p. 837*).

Estimate 1935, **\$20,000**Appropriated 1934, **\$25,000***Clinical Survey of Disease Conditions among Indians—Continued.*

By objects	Obligations		
	Estimate, 1935	Estimate, 1934	Actual, 1933
PERSONAL SERVICES, FIELD			
01 Personal services (net).....	\$8,000	\$8,000	\$1,893
OTHER OBLIGATIONS			
02 Supplies and materials.....	4,000	4,000	2,370
05 Communication service.....	100	100	51
06 Travel expenses.....	3,000	3,000	1,903
11 Rents.....			10
12 Repairs and alterations.....	200	200	28
13 Special and miscellaneous expenses.....	3,000	3,000	1,044
30 Equipment.....	1,700	1,700	1,046
Total other obligations.....	12,000	12,000	6,452
Grand total obligations.....	20,000	20,000	8,345
1932 appropriation available in 1933.....			—40,485
Estimated savings and unobligated balances.....		+5,000	+82,140
Total estimate or appropriation.....	20,000	25,000	50,000

Tribal funds—

Support of hospitals, Chippewas in Minnesota (tribal funds): For support of hospitals maintained for the benefit of the Chippewa Indians in the State of Minnesota, **including not to exceed \$12,000** for improvement of water and sewer systems, Onigum Sanatorium, **\$131,550** **\$121,490**, payable from the principal sum on deposit to the credit of said Indians arising under section 7 of the Act of January 14, 1889 (25 Stat., p. 645) (*acts Jan. 14, 1889, 25 Stat., p. 645, sec. 7; Aug. 19, 1890, 26 Stat., p. 357, sec. 1; Feb. 17, 1933, 47 Stat., pp. 837-838*).

By objects	Obligations					
	Estimate, 1935		Estimate, 1934		Actual, 1933	
PERSONAL SERVICES, FIELD	Posi- tions	Av. salary	Posi- tions	Av. salary	Posi- tions	Av. salary
Professional service:						
Grade 3. Physician	3	\$3,233	3	\$3,233	3	\$3,233
Grade 2. Physician	0.5	2,900	0.5	2,900	0.5	2,900
Subprofessional service:						
Grade 7. Social worker	3	2,300	3	2,300	1.5	2,300
Grade 6. Head nurse	1	2,000	1	2,000	1	2,000
Field nurse	1	2,000	1	2,000	1	2,000
Grade 5. Nurse	15	1,800	10.7	1,800	10	1,800
Occupational therapist	1	1,800	1	1,800	1	1,800
Clerical, administrative, and fiscal service:						
Grade 4. Clerk	0.5	1,800	0.5	1,800	0.2	1,800
Grade 2. Junior clerk	1	1,440	1	1,440	0.5	1,440
Custodial service:						
Grade 6. Engineer	1	1,680	1	1,680	1	1,680
Grade 5. Cook	1	1,500	1	1,500	1	1,500
Attendant	1	1,500	1	1,500	1	1,500
Grade 3. Cook	3	1,240	3	1,240	3	1,240
Attendant	1	1,200	1	1,200	1	1,200
Laborer	3	1,220	3	1,220	3	1,220
Grade 2. Attendant	4	1,110	4	1,110	4	1,110
Laborer	1	1,080	1	1,080	1	1,080
Grade 1. Attendant	11	725	11	725	11	725
Ungraded. Physician	1	2,000	1	2,000	1	2,000
Total permanent, field	53	81,944	48.7	74,204	45.7	68,234
Temporary employees, field		3,176		7,553		8,144
All personal services, field		85,120		81,757		76,378
Deduct subsistence and quarters furnished		15,120		13,626		12,816
		70,000		68,131		63,562
		8,510		11,131		6,855
Deduct legislative reductions						
01 Personal services (net)		61,490		57,000		56,707
OTHER OBLIGATIONS						
02 Supplies and materials		43,500		39,000		36,880
05 Communication service		500		500		502
06 Travel expenses		1,000		1,000		1,013
07 Transportation of things		1,500		1,500		1,487
10 Furnishing of heat, light, power, water, and electricity		1,500		1,500		1,413
12 Repairs and alterations		5,000		4,000		3,803
13 Special and miscellaneous expenses		1,500		419		3,390
30 Equipment		5,500		3,500		8,702
32 Structures and parts and nonstructural improvements to land				12,000		3,000
Total other obligations		60,000		63,419		60,190
Net total obligations		121,490		120,419		116,897
Estimated savings and unobligated balance				11,131		8,103
Total estimate or appropriation		121,490		131,550		125,000
Deduct amount transferred from "Miscellaneous trust funds of Indian tribes"		-121,490		-131,550		-125,000

Tribal funds—

There shall be available for health work among the several tribes of Indians not exceeding **[\$175,000]** \$125,000 of the tribal trust funds authorized elsewhere in this Act for support of Indians and administration of Indian property **[Provided, That not more than \$7,500 of such amount may be expended for new construction in connection with health activities at any one place]** (U.S.C., title 25, sec. 13; act Feb. 17, 1933, 47 Stat., p. 838).

Medical Relief in Alaska—

Medical relief in Alaska: To enable the Secretary of the Interior, in his discretion, and under his direction through the Bureau of Indian Affairs, with the advice and cooperation of the Public Health Service, to provide for the medical and sanitary relief of the Eskimos, Aleuts, Indians, and other natives of Alaska; erection, purchase, repair, rental, and equipment of hospital buildings; books and surgical apparatus; pay and necessary traveling expenses of physicians, nurses, and other employees, and all other necessary miscellaneous expenses which are not included under the above special heads, **[\$281,600]** \$263,555, to be available immediately (acts Mar. 3, 1915, 38 Stat., p. 861; Feb. 17, 1933, 47 Stat., p. 838).

Estimate 1935, **\$263,555**Appropriated 1934, **\$281,600**

By objects	Obligations					
	Estimate, 1935		Estimate, 1934		Actual, 1933	
	Posi- tions	Av. salary	Posi- tions	Av. salary	Posi- tions	Av. salary
PERSONAL SERVICES, FIELD						
Professional service:						
Grade 5. Physician	6	\$4,600	6	\$4,600	6	\$4,600
Grade 3. Physician					1	3,400
Grade 2. Dentist	1	2,900	1	2,900	1	2,900
Grade 1. Physician	4	2,150	4	2,150	2	2,050
Ungraded. Physician (part time)	1	1,500	1	1,500	1	1,500
Subprofessional service:						
Grade 6. Nurse	40	2,112	38	2,118	39	2,115
Ungraded. Captain, Yukon medical boat					0.5	3,100
Engineer					0.5	2,200
Cook	7	1,723	7	1,723		
Janitor and orderly	11	1,227	11	1,227	11	1,227
Attendant	14	939	14	939	14	939
Total permanent, field	84	164,460	82	159,800	83	163,350
Deduct lapses and administrative furloughs						1,698
All personal services, field		164,460		159,800		161,652
Deduct subsistence and quarters furnished		32,500		32,320		29,491
		131,960		127,480		132,161
		16,445		23,970		13,824
01 Personal services (net)		115,515		103,510		118,337
OTHER OBLIGATIONS						
02 Supplies and materials		74,616		35,096		70,735
03 Subsistence and support of persons (service)		25,000		25,000		25,000
05 Communication service		450		450		450
06 Travel expenses		14,660		12,500		13,000
07 Transportation of things		15,000		15,000		18,500
10 Furnishing of heat, light, power, water, and electricity		3,000		3,000		3,000
11 Rents		360		360		500
12 Repairs and alterations		6,000		6,000		8,500
13 Special and miscellaneous expenses		3,439		3,439		3,439
30 Equipment		5,515		5,515		6,515
Total other obligations		148,040		106,360		149,639
Grand total obligations		263,555		209,870		267,976
1934 appropriation obligated in 1933				+40,000		-40,000
1933 appropriation obligated in 1932						+40,000
Net total obligations		263,555		249,870		267,976
Estimated savings and unobligated balances				31,730		13,824
Total estimate or appropriation		263,555		281,600		281,800

Total, conservation of health, annual appropriations, general fund:

Estimate 1935, **\$3,268,975**Appropriated 1934, **\$3,302,800**

GENERAL SUPPORT AND ADMINISTRATION

Support of Indians and Administration of Indian Property—

For general support of Indians and administration of Indian property, including pay of employees, **[\$1,590,900]** *Provided, That no part of the money appropriated in this Act shall be used for the payment of the salary or expenses of a special commissioner to negotiate with Indians* \$1,624,040 (U.S.C., title 25, sec. 13; act Feb. 17, 1933, 47 Stat., p. 838).

Estimate 1935, **\$1,624,040**Appropriated 1934, **\$1,590,900**

Support of Indians and Administration of Indian Property—Contd.

By objects	Obligations					
	Estimate, 1935		Estimate, 1934		Actual, 1933	
	Posi- tions	Av. salary	Posi- tions	Av. salary	Posi- tions	Av. salary
PERSONAL SERVICES, FIELD						
Professional and scientific service:						
Grade 5. Supervisor of home extension	1	\$4,600	1	\$4,600	1	\$4,600
Grade 3. Supervising attorney			1	3,200	1	3,200
Supervisor of extension work	1	3,400	1	3,400	1	3,400
Grade 2. Physician	2	2,900	1	2,900		
Subprofessional service:						
Oil inspector	1	4,600	1	4,600	1	4,600
Grade 8. Home extension agent	1	2,600	1	2,600	1	2,600
Grade 7. Assistant oil and gas inspector	1	2,300	1	2,300	1	2,300
Oil gager	1	2,300	1	2,300	1	2,300
Grade 6. Home demonstration agent	1	2,000	1	2,000	1	2,000
Forest ranger	3	2,033				
Grade 5. Practical nurse	1	1,560	1	1,560		
Clerical, administrative, and fiscal service:						
Grade 13. Superintendent	1	5,600	1	5,600	1	5,600
Grade 12. Assistant superintendent	1	4,600	1	4,600	1	4,600
Grade 11. Superintendent	7	3,800	6	3,800	5	3,800
Cashier	1	3,800	1	3,800	1	3,800
Grade 10. Traveling auditor			1	3,500	1	3,500
Special agent			0.5	3,500	0.5	3,500
Grade 9. Principal clerk					1	3,300
Superintendent	1	3,200	1	3,200	1.1	3,200
Supervising field clerk	1	3,200	1	3,200	1	3,200
Traveling auditor			1	3,200	1	3,200
Inspector					0.1	3,400
Grade 8. Principal clerk	1	3,100	1	3,100	1	3,100
Field agent	1	3,000	1	3,000	1	3,000
Superintendent	1	3,100	1	3,100	0.3	2,900
Grade 7. Superintendent	1	3,000	1	3,000	0.9	3,000
Principal clerk	3	2,600	3	2,600	3	2,600
Senior clerk	3	2,600	2.8	2,600	2	2,600
Grade 6. Superintendent					0.2	2,500
Senior clerk	8	2,380	6.8	2,373	6	2,353
Principal clerk	12	2,390	10.7	2,389	10.5	2,400
Financial clerk	1	2,300	1	2,300	2	2,300
Grade 5. Senior clerk	29	2,185	28.7	2,185	29.5	2,186
Private secretary	1	2,300	1	2,300	1	2,300
Financial clerk	3	2,133	3	2,133	3	2,133
Field clerk	9	2,010	9.3	2,010	11	2,018
Grade 4. Clerk	47	1,876	44	1,878	42	1,886
Field clerk	8	1,815	7	1,817	6.8	1,817
Financial clerk	6	1,900	6	1,900	6.5	1,892
Appraiser	1	1,800	1	1,800	1	1,800
Grade 3. Assistant clerk	78	1,695	75.3	1,702	6.9	1,697
Assistant field clerk	2	1,650	2	1,650	2	1,650
Appraiser	6	1,760	6	1,760	6	1,760
Financial clerk	15	1,642	14	1,646	14.8	1,652
Clerk interpreter	1	1,620	1	1,620	1	1,620
Special agent	1	1,620	1	1,620	1	1,620
Grade 2. Junior clerk	70	1,493	67	1,497	70.3	1,496
Financial clerk	5	1,524	5	1,524	7	1,509
Grade 1. Underclerk	1	1,560	1	1,560	1.1	1,532
Financial clerk	1	1,380	1	1,380	1	1,380
Custodial service:						
Grade 8. General mechanic	1.5	2,033	1.5	2,033	1.5	2,033
Interpreter	1	2,000	1	2,000	1	2,000
Grade 7. General mechanic	1	1,860	1	1,860	1	1,860
Farm agent	6	1,860	5	1,860	1	1,860
Carpenter	1	1,860	1	1,860	1	1,860
Grade 6. Superintendent of livestock	1	1,860	1	1,860	1	1,860
Carpenter	4	1,830	4	1,830	4	1,830
Miller	4	1,770	4	1,770	4	1,770
Sawyer	2	1,740	2	1,740	2	1,740
Stockman					1	1,740
Engineer	8	1,740	8	1,740	8	1,730
Grade 5. Interpreter	3	1,680	3	1,680	3	1,680
Stockman	6	1,615	4	1,695	3	1,720
Blacksmith	1	1,680	1	1,680	1	1,680
Farmer	12	1,662	9	1,687	10.2	1,682
Carpenter	14	1,620	13	1,634	13	1,634
General mechanic	16.5	1,587	14.5	1,587	11.5	1,589
Interpreter	1	1,560	1	1,560	1	1,560
Field aid	1	1,560	1	1,560	0.8	1,560
Assistant engineer	6	1,560	5	1,558	5	1,540
Grade 4. Interpreter	3	1,280	3	1,280	3	1,280
Blacksmith	15	1,430	12.9	1,431	10	1,434
Grade 3. Laborer	1	1,260	1	1,260	1	1,260
Messenger	77	1,240	64	1,241	54.1	1,242
Line rider	5	1,224	5	1,224	1	1,320
General mechanic	1	1,200	1	1,200	1	1,200
Grade 2. Laborer	17	1,091	17	1,091	21	1,094
Grade 1. Assistant	6	750	6	750	6	763
Laborer	1	720	1	720	1	720
Attendant	1	720	1	720	1	720
Ungraded. Operator pumping station	1.5	1,200	1.5	1,200	1.5	1,200
Assistant to the commissioner			1	1		
Special allotting agent			1	483		
Total permanent, field	558.5	965,603	520.5	902,819	505.1	880,927
Temporary employees, field		155,000		110,000		126,872
All personal services, field		1,120,603		1,012,819		1,007,799
Deduct subsistence and quarters furnished		77,100		69,754		63,066
		1,043,503		943,065		944,733
Deduct legislative reductions		112,060		151,922		99,673
01 Personal services (net)		931,443		791,143		845,060

Support of Indians and Administration of Indian Property—Contd.

By objects	Obligations		
	Estimate, 1935	Estimate, 1934	Actual, 1933
OTHER OBLIGATIONS			
02 Supplies and materials.....	\$366,697	\$342,000	\$287,478
05 Communication service.....	12,000	10,000	11,257
06 Travel expenses.....	47,000	45,000	35,796
07 Transportation of things.....	65,000	58,000	48,888
08 Printing, binding, photographing, etc.....	1,000	1,000	1,076
10 Furnishing of heat, light, power, water, and electricity.....	27,000	24,000	23,120
11 Rents.....	800	700	767
12 Repairs and alterations.....	73,000	65,000	56,536
13 Special and miscellaneous expenses.....	10,100	7,234	7,113
22 Grants, subsidies, and contributions.....	12,000	10,000	10,482
30 Equipment.....	75,000	67,543	69,153
32 Structures and parts and nonstructural improvements to land.....	3,000	4,000	9,570
Total other obligations.....	692,597	634,477	561,236
Grand total obligations.....	1,624,040	1,425,620	1,406,296
Deduct in 1933 amount transferred from "Improvements, Fort Hall irrigation project, Idaho (reimbursable)".....			-6,000
Deduct in 1933 amount transferred from "Indian school transportation".....			-3,960
Deduct in 1933 amount transferred from "Indian boarding schools, 1932-33".....			-4,300
Deduct in 1933 amount transferred from "Conservation of health among Indians 1931-33".....			-5,700
Deduct in 1933 amount transferred from "Indian school support".....			-34,300
Deduct in 1933 amount transferred from "Obtaining employment for Indians".....			-7,200
Deduct in 1933 amount transferred from "Indian schools, Five Civilized Tribes, Oklahoma".....			-5,000
Deduct in 1933 amount transferred from "Roads, Indian reservations, 1932-33".....			-21,500
Deduct in 1933 amount transferred from "Indian boarding schools, 1931-33".....			-4,560
Deduct in 1933 amount transferred from "Indian school buildings, 1932-33".....			-2,540
Deduct in 1933 amount transferred from "Indian school buildings".....			-640
Estimated savings and unobligated balances.....		+165,280	+139,404
Total estimate or appropriation.....	1,624,040	1,590,900	1,450,000

¹ Includes \$50,000 appropriated in Second Deficiency Act, fiscal year 1932.

Fulfilling treaties with Indians: For the purpose of discharging obligations of the United States under treaties and agreements with various tribes and bands of Indians as follows:

Fulfilling Treaties with Northern Cheyennes and Arapahoes, Montana—

Northern Cheyennes and Arapahoes, Montana (article 7, treaty of May 10, 1868, and agreement of February 28, 1877), **[\$73,000]** \$67,400 (acts May 10, 1868, 15 Stat., p. 658, sec. 1; Feb. 17, 1933, 47 Stat., p. 838).

Estimate 1935, \$67,400

Appropriated 1934, \$73,000

By objects	Obligations		
	Estimate, 1935	Estimate, 1934	Actual, 1933
PERSONAL SERVICES, FIELD			
Clerical, administrative, and fiscal service:	Posi- Av. tions salary	Posi- Av. tions salary	Posi- Av. tions salary
Grade 7. Home extension agent.....	1 \$2,600	1 \$2,600	1 \$2,600
Grade 5. Senior clerk.....	1 2,200	1 2,200	1 2,200
Grade 3. Assistant clerk.....	2 1,650	2 1,650	2 1,650
Teacher.....	1 1,680	1 1,680	1 1,680
Grade 2. Junior clerk.....	1 1,740	1 1,740	1 1,740
Custodial service:			
Grade 6. Carpenter.....	1 1,800	1 1,800	1 1,800
Superintendent of livestock.....	0.3 1,680	0.3 1,680	1 1,680
Miller.....	1 1,740	1 1,740	1 1,740
Grade 5. General mechanic.....	1 1,620	1 1,620	1 1,620
Stockman.....	2 1,530	1.7 1,525	1 1,500
Grade 3. Blacksmith.....	1 1,500	1 1,500	1 1,500
Laborer.....	1 1,200	1 1,200	1 1,270
Grade 2. Laborer.....	1 1,080	1 1,080	1 1,080
Total permanent, field.....	14 23,520	14 23,557	14 23,710
Temporary employees, field.....	2,500	2,500	2,556
All personal services, field.....	26,020	26,057	26,266
Deduct subsistence and quarters furnished.....	2,480	2,480	2,480
Deduct legislative reductions.....	23,540	23,577	23,786
	2,600	3,534	2,311
01 Personal services (net).....	20,940	20,043	21,475

Fulfilling Treaties with Northern Cheyennes and Arapahoes, Montana—Continued.

By objects	Obligations		
	Estimate, 1935	Estimate, 1934	Actual, 1933
OTHER OBLIGATIONS			
02 Supplies and materials.....	\$19,310	\$18,757	\$18,940
05 Communication service.....	100	100	110
06 Travel expenses.....	400	400	431
07 Transportation of things.....	1,300	1,300	1,395
08 Printing, binding, photographing, etc.....			17
10 Furnishing of heat, light, power, water, and electricity.....	50	50	34
12 Repairs and alterations.....			2,870
13 Special and miscellaneous expenses.....	100	100	85
22 Grants, subsidies, and contributions.....	22,000	22,000	21,710
30 Equipment.....	3,000	3,000	3,563
32 Structures and parts and nonstructural improvements to land.....	200	200	235
Total other obligations.....	46,460	45,907	49,390
Grand total obligations.....	67,400	65,950	70,865
Estimated savings and unobligated balances.....		+7,050	+4,135
Total estimate or appropriation.....	67,400	73,000	75,000

Fulfilling Treaties with Pawnees, Oklahoma—

Pawnees, Oklahoma (articles 3 and 4, treaty of September 24, 1857, and article 3, agreement of November 23, 1892), **[\$50,000]** \$49,175 (acts Sept. 24, 1857, 11 Stat., p. 729, sec. 1; Mar. 3, 1893, 27 Stat., p. 644, sec. 12; Feb. 17, 1933, 47 Stat., p. 838).

Estimate 1935, \$49,175

Appropriated 1934, \$50,000

By objects	Obligations		
	Estimate, 1935	Estimate, 1934	Actual, 1933
PERSONAL SERVICES, FIELD			
Clerical, administrative, and fiscal service:	Posi- Av. tions salary	Posi- Av. tions salary	Posi- Av. tions salary
Grade 5. Senior clerk.....	1 \$2,220	1 \$2,200	1 \$2,200
Adviser.....	1 2,000	0.9 2,000	
Grade 3. Assistant clerk.....	1 1,680	1 1,680	1 1,680
Grade 2. Teacher.....	2 1,680	2 1,680	2 1,680
Junior clerk.....	1 1,440	1 1,440	1 1,440
Custodial service:			
Grade 5. General mechanic.....	1 1,560	1 1,560	1 1,560
Farmer.....	1 1,560	1 1,560	1 1,560
Grade 4. Adviser.....	0.1 1,380	0.1 1,380	1 1,380
Grade 3. Matron.....	1 1,260	1 1,260	1 1,260
Laborer.....	1 1,200	1 1,200	1 1,200
Total permanent, field.....	10 16,260	10 16,198	10 15,640
Temporary employees, field.....	2,000	2,000	1,722
All personal services, field.....	18,260	18,198	17,362
Deduct subsistence and quarters furnished.....	1,520	1,520	1,520
	16,740	16,678	15,842
Deduct legislative reductions.....	1,825	2,429	1,564
01 Personal services (net).....	14,915	14,249	14,278
OTHER OBLIGATIONS			
02 Supplies and materials.....	1,270	1,221	1,275
05 Communication service.....	60	60	60
07 Transportation of things.....	40	40	41
08 Printing, binding, photographing, etc.....	20	20	20
10 Furnishing of heat, light, power, water, and electricity.....	450	450	470
11 Rents.....	20	20	20
12 Repairs and alterations.....	1,200	1,500	1,738
13 Special and miscellaneous expenses.....	100	100	148
30 Equipment.....	1,100	1,300	1,561
Per capita payments to Indians.....	30,000	30,000	30,000
Total other obligations.....	34,260	34,711	35,333
Net total obligations.....	49,175	48,960	49,611
Estimated savings and unobligated balances.....		1,040	1,689
Total estimate or appropriation.....	49,175	50,000	51,300

Fulfilling Treaties with Sioux of Different Tribes, Including Santee Sioux of Nebraska, North Dakota, and South Dakota—

Sioux of different tribes, including Santee Sioux of Nebraska, North Dakota, and South Dakota (articles 8 and 13, treaty of April 29, 1868, 15 Stat., p. 635, and Act of February 28, 1877, 19 Stat., p. 254), **[\$428,000]** \$401,200 (acts Apr. 29, 1868, 15 Stat., p. 635, sec. 13, Feb. 28, 1877, 19 Stat., p. 254, sec. 5; Feb. 17, 1933, 47 Stat., p. 838).

Estimate 1935, \$401,200

Appropriated 1934, \$428,000

In all, for said treaty stipulations, not to exceed **[\$551,000]** \$517,775.

*Fulfilling Treaties with Sioux of Different Tribes, Including Santee
Sioux of Nebraska, North Dakota, and South Dakota—Contd.*

By objects	Obligations					
	Estimate, 1935		Estimate, 1934		Actual, 1933	
	Posi- tions	Av. salary	Posi- tions	Av. salary	Posi- tions	Av. salary
PERSONAL SERVICES, FIELD						
Subprofessional service:						
Grade 8. Home extension agent.....	3	\$2,600	3	\$2,600	3	\$2,600
Grade 6. Home demonstration agent.....	2	2,000	2	2,000	2	2,000
Grade 3. Teacher.....	2	1,500	2	1,500	2	1,500
Clerical, administrative, and fiscal service:						
Grade 11. Superintendent.....	2	4,200	2	4,200	2	4,200
Grade 9. Superintendent.....	1	3,600	1	3,600	1	3,600
Grade 8. Superintendent.....	1	3,000	1	3,000	1	3,000
Grade 7. Senior clerk.....	2	2,600	2	2,600	2	2,643
Grade 6. Special officer.....	1	2,300	1	2,300	1.3	2,300
Field clerk.....	1	2,400	1	2,400	1	2,400
Grade 5. Senior clerk.....	3	2,133	3	2,133	2	2,200
Field clerk.....	1	2,000	1	2,000	1	2,000
Grade 4. Clerk.....	9	1,860	9	1,860	9	1,860
Financial clerk.....	2	1,860	2	1,860	2	1,860
Deputy special officer.....	1	1,800	1	1,800	1	1,800
Grade 3. Financial clerk.....	1	1,740	1	1,740	1	1,740
Assistant clerk.....	11	1,658	11	1,658	12.3	1,666
Grade 2. Junior clerk.....	21	1,491	21	1,491	20.7	1,492
Custodial service:						
Grade 8. General mechanic.....	1	2,100	1	2,100	1	2,100
Grade 7. Farm agent.....	3	1,860	3	1,860	2.3	1,860
Grade 6. Carpenter.....	2	1,830	2	1,830	2	1,830
Engineer.....	2	1,680	2	1,680	2	1,695
Stockman.....	1	1,680	1	1,680	1	1,680
Grade 5. Farmer.....	10	1,626	10	1,626	9.7	1,616
General mechanic.....	3	1,580	3	1,580	3	1,580
Assistant engineer.....	1	1,560	1	1,560	1	1,560
Field clerk.....	1	1,620	1	1,620	1	1,620
Grade 4. Telephone operator.....	1	1,260	1	1,260	1	1,260
Grade 3. Blacksmith.....	3	1,400	3	1,400	3	1,400
Laborer.....	20	1,251	20	1,251	21	1,251
Grade 2. Laborer.....	9	1,087	9	1,087	10	1,086
Grade 1. Assistant.....	2	780	2	780	2	780
Total permanent, field.....	123	204,031	123	204,031	124	205,105
Temporary employees, field.....		34,000		34,000		28,843
All personal services, field.....		238,031		238,031		233,948
Deduct subsistence and quarters furnished.....		21,020		21,020		21,186
Deduct legislative reductions.....		217,011		217,011		212,762
01 Personal services (net).....		23,800		34,704		23,394
		193,211		182,307		189,368
OTHER OBLIGATIONS						
02 Supplies and materials.....		85,989		84,388		85,583
05 Communication service.....		1,500		1,500		1,518
06 Travel expenses.....		4,500		4,000		5,153
07 Transportation of things.....		20,000		20,000		19,016
08 Printing, binding, photographing, etc.....		100		100		110
10 Furnishing of heat, light, power, water, and electricity.....		4,000		4,000		6,090
11 Rents.....		50		50		48
12 Repairs and alterations.....		15,000		14,000		17,172
13 Special and miscellaneous expenses.....		1,200		1,200		1,242
22 Grants, subsidies, and contributions.....		64,000		64,000		72,020
30 Equipment.....		11,650		10,000		17,404
32 Structures and parts and nonstructural improvements to land.....						280
Total other obligations.....		207,989		203,238		225,666
Grand total obligations.....		401,200		385,545		415,034
Estimated savings and unobligated balances.....				42,455		29,966
Total estimate or appropriation.....		401,200		428,000		445,000

Miscellaneous Indian tribal funds—

For general support of Indians and administration of Indian property under the jurisdiction of the following agencies, to be paid from the funds held by the United States in trust for the respective tribes, in not to exceed the following sums, respectively:

Arizona: Colorado River, [\$3,500] \$3,000; Fort Apache, [\$18,900] \$18,355; [Leupp, \$2,000; Paiute, \$7,500;] San Carlos, [\$48,700] \$41,505; Truxton Canyon, [\$9,400] \$8,690; in all, [\$90,000] \$71,550 (U.S.C., title 25, sec. 123; act Feb. 17, 1933, 47 Stat., p. 838).

By objects	Obligations		
	Estimate, 1935	Estimate, 1934	Actual, 1933
<i>Colorado River</i>			
01 Personal services (net).....	\$500	\$500	\$687
OTHER OBLIGATIONS			
02 Supplies and materials.....	1,700	1,700	1,792
06 Travel expenses.....	200	200	271
07 Transportation of things.....	50	50	74
12 Repairs and alterations.....	50	50	49

Miscellaneous Indian tribal funds—Continued.

By objects	Obligations					
	Estimate, 1935		Estimate, 1934		Actual, 1933	
<i>Colorado River—Continued</i>						
OTHER OBLIGATIONS—continued						
13 Special and miscellaneous expenses	\$500		\$500		\$462	
30 Equipment					15	
Total, other obligations	2,500		2,500		2,663	
Net total obligations	3,000		3,000		3,350	
Estimated savings and unobligated balances			500		150	
Total estimate or appropriation	3,000		3,500		3,500	
Deduct amount transferred from "Miscellaneous trust funds of Indian tribes"	-3,000		-3,000		-3,500	
<i>Fort Apache</i>						
PERSONAL SERVICES, FIELD						
Custodial service:	Posi- tions	Av. salary	Posi- tions	Av. salary	Posi- tions	Av. salary
Grade 7. Farmer	1	\$1,860	1	\$1,860	1	\$1,860
Grade 5. Farmer	2	1,650	2	1,650	2	1,650
Stockman	5	1,608	5	1,608	5	1,608
Total permanent, field	8	13,200	8	13,200	8	13,200
Temporary employees, field		3,240		2,720		3,325
All personal services, field		16,440		15,920		16,525
Deduct subsistence and quarters furnished		1,440		1,440		1,440
Deduct legislative reductions		15,000		14,480		15,085
		1,645		1,980		1,320
01 Personal services, net		13,355		12,500		13,765
OTHER OBLIGATIONS						
02 Supplies and materials		3,930		4,000		1,805
06 Travel expenses		50		50		50
07 Transportation of things		200		200		194
12 Repairs and alterations		750		750		658
22 Grants, subsidies, and contributions		50		50		47
30 Equipment		20		20		28
Total other obligations		5,000		5,070		2,782
Grand total obligations		18,355		17,570		16,547
Estimated savings and unobligated balances				1,330		3,453
Total estimate or appropriation		18,355		18,900		20,000
Deduct amount transferred from "Miscellaneous trust funds of Indian tribes"		-18,355		-18,900		-20,000
<i>Leupp</i>						
01 Personal services (net)				1,300		1,370
OTHER OBLIGATIONS						
02 Supplies and materials				400		293
12 Repairs and alterations				50		23
13 Special and miscellaneous expenses				100		98
30 Equipment				50		44
32 Structures and parts and nonstructural improvements to land				100		80
Total other obligations				700		538
Net total obligations				2,000		1,908
Estimated savings and unobligated balances						93
Total estimate or appropriation				2,000		2,000
Deduct amount transferred from "Miscellaneous trust funds of Indian tribes"				-2,000		-2,000
<i>Paiute</i>						
PERSONAL SERVICES, FIELD						
Custodial service:	Posi- tions	Av. salary	Posi- tions	Av. salary	Posi- tions	Av. salary
Grade 5. Stockman			1	\$1,500	1	\$1,500
Total permanent, field			1	1,500	1	1,500
Temporary employees, field				2,500		1,760
All personal services, field				4,000		3,260
Deduct subsistence and quarters furnished				180		180
Deduct legislative reductions				3,820		3,080
				225		150
01 Personal services (net)				3,595		2,930
OTHER OBLIGATIONS						
02 Supplies and materials				1,200		470
06 Travel expenses				50		14
07 Transportation of things				150		118
12 Repairs and alterations				700		1,037
13 Special and miscellaneous expenses						6

Miscellaneous Indian tribal funds—Continued.

By objects	Obligations		
	Estimate, 1935	Estimate, 1934	Actual, 1933
<i>Painte</i> —Continued			
OTHER OBLIGATIONS—continued			
30 Equipment.....		\$200	\$168
32 Structures and parts and nonstructural improvements to land.....		605	555
Total other obligations.....		2,905	2,368
Net total obligations.....		6,500	5,298
Estimated savings and unobligated balances.....		1,000	2,202
Total estimate or appropriation.....		7,500	7,500
Deduct amount transferred from "Miscellaneous trust funds of Indian tribes".....		-7,500	-7,500
<i>San Carlos</i>			
PERSONAL SERVICES, FIELD			
Professional service:	Posi- Av. salary	Posi- Av. salary	Posi- Av. salary
Grade 3. Physician.....	1 \$3,200	1 \$3,200	1 \$3,200
Grade 2. Physician.....	1 3,200	1 2,900	1 2,900
Subprofessional service:			
Grade 5. Junior forest ranger.....	1 1,800	1 1,800	1 1,800
Clerical, administrative, and fiscal service:			
Grade 6. Principal clerk.....			1 2,500
Grade 4. Clerk.....			1 1,800
Deputy special officer.....	1 1,800	1 1,800	1 1,800
Grade 2. Junior clerk.....			1 1,500
Custodial service:			
Grade 7. Operator pumping station.....	0.5 2,100	0.5 2,100	0.5 2,100
Grade 6. Superintendent of livestock.....	1 1,740	1 1,740	1 1,740
Grade 5. Stockman.....	2 1,530	2 1,530	2 1,530
General mechanic.....			1 1,620
Grade 3. Laborer.....	2 1,200	2 1,200	6 1,200
Line rider.....			4 1,200
Grade 2. Laborer.....			1 1,080
Total permanent, field.....	9.5 17,950	9.5 17,950	22.5 36,050
Temporary employees, field.....	7,000	7,000	16,990
All personal services, field.....	24,950	24,950	53,040
Deduct subsistence and quarters furnished.....	1,620	1,620	2,820
	23,330	23,330	50,220
Deduct legislative reductions.....	2,495	2,693	3,605
01 Personal services (net).....	20,835	20,637	46,615
OTHER OBLIGATIONS			
02 Supplies and materials.....	6,470	6,113	17,130
05 Communication service.....	100	100	145
06 Travel expenses.....	500	500	1,325
07 Transportation of things.....	300	300	595
08 Printing, binding, photographing, etc.....			21
10 Furnishing of heat, light, power, water, and electricity.....	700	700	1,184
12 Repairs and alterations.....	2,000	2,000	3,706
13 Special and miscellaneous expenses.....	300	300	465
22 Grants, subsidies, and contributions.....	300	300	487
30 Equipment.....	10,000	9,000	16,349
32 Structures and parts and nonstructural improvements to land.....			275
Total other obligations.....	20,670	19,313	41,682
Grand total obligations.....	41,505	39,950	88,297
Estimated savings and unobligated balances.....		8,750	11,703
Total estimate or appropriation.....	41,505	48,700	100,000
Deduct amount transferred from "Miscellaneous trust funds of Indian tribes".....	-41,505	-48,700	-100,000
<i>Truxton Canyon</i>			
PERSONAL SERVICES, FIELD			
Clerical, administrative, and fiscal service:	Posi- Av. salary	Posi- Av. salary	Posi- Av. salary
Grade 5. Senior clerk.....			1 \$2,100
Custodial service:			
Grade 6. Superintendent of livestock.....	1 \$1,680	1 \$1,680	1 1,680
Grade 5. Farmer.....	1 1,800	1 1,800	1 1,800
Grade 3. Laborer.....	3 1,200	3 1,200	5 1,260
Total permanent, field.....	5 7,080	5 7,080	8 11,880
Temporary employees, field.....	1,000	1,000	591
All personal services, field.....	8,080	8,080	12,471
Deduct subsistence and quarters furnished.....	720	720	1,440
	7,360	7,360	11,331
Deduct legislative reductions.....	810	1,062	1,188
01 Personal services (net).....	6,550	6,298	10,143
OTHER OBLIGATIONS			
02 Supplies and materials.....	820	802	1,816
07 Transportation of things.....	80	80	82
11 Rents.....	100	100	300

Miscellaneous Indian tribal funds—Continued.

By objects	Obligations		
	Estimate, 1935	Estimate, 1934	Actual, 1933
<i>Truxton Canyon</i> —Continued			
OTHER OBLIGATIONS—continued			
12 Repairs and alterations.....	\$100	\$100	\$126
13 Special and miscellaneous expenses.....			28
30 Equipment.....	700	700	2,266
32 Structures and parts and nonstructural improvements to land.....	340	340	487
Total other obligations.....	2,140	2,122	5,105
Net total obligations.....	8,690	8,420	15,248
Estimated savings and unobligated balances.....		980	752
Total estimate or appropriation.....	8,690	9,400	16,000
Deduct amount transferred from "Miscellaneous trust funds of Indian tribes".....	-8,690	-9,400	-16,000
California: [Fort Yuma, \$4,000;] Mission, \$3,000 [Round Valley, \$1,000; in all, \$8,000] (U. S. C., title 25, sec. 123; act Feb. 17, 1933, 47 Stat., p. 838).			
By objects	Obligations		
	Estimate, 1935	Estimate, 1934	Actual, 1933
<i>Fort Yuma</i>			
OTHER OBLIGATIONS			
02 Supplies and materials.....		\$4,000	\$4,000
Deduct amount transferred from "Miscellaneous trust funds of Indian tribes".....		-4,000	-4,000
<i>Mission</i>			
PERSONAL SERVICES, FIELD			
01 Personal services (net).....	500	500	174
OTHER OBLIGATIONS			
02 Supplies and materials.....	1,500	1,500	996
12 Repairs and alterations.....	200	200	208
32 Structures and parts and nonstructural improvements to land.....	800	800	78
Total other obligations.....	2,500	2,500	1,282
Net total obligations.....	3,000	3,000	1,456
Estimated savings and unobligated balances.....			1,544
Total estimate or appropriation.....	3,000	3,000	3,000
Deduct amount transferred from "Miscellaneous trust funds of Indian tribes".....	-3,000	-3,000	-3,000
<i>Round Valley</i>			
PERSONAL SERVICES, FIELD			
Custodial service:	Posi- Av. salary	Posi- Av. salary	Posi- Av. salary
Grade 3. Laborer.....			1 \$1,320
Temporary employees, field.....		\$100	396
All personal services, field.....		100	1,716
Deduct subsistence and quarters furnished.....			120
		100	1,596
Deduct legislative reductions.....			132
01 Personal services (net).....		100	1,464
OTHER OBLIGATIONS			
02 Supplies and materials.....		400	244
06 Travel expenses.....		100	98
07 Transportation of things.....			50
10 Furnishing of heat, light, power, water, and electricity.....		50	62
11 Rents.....			24
12 Repairs and alterations.....		50	88
13 Special and miscellaneous expenses.....		250	388
22 Grants, subsidies, and contributions.....		50	40
Total other obligations.....		900	994
Net total obligations.....		1,000	2,458
Estimated savings and unobligated balances.....			502
Total estimate or appropriation.....		1,000	3,040
Deduct amount transferred from "Miscellaneous trust funds of Indian tribes".....		1,000	3,000

Colorado: Consolidated Ute (Southern Ute, \$15,000; Ute Mountain, \$15,000); in all, \$30,000 (*U.S.C., title 25, sec. 123; act Feb. 17, 1933, 47 Stat., p. 838*).

By objects	Obligations		
	Estimate, 1935	Estimate, 1934	Actual, 1933
<i>Southern Ute</i>			
PERSONAL SERVICES, FIELD			
01 Personal services (net).....	\$500	\$250	\$276
OTHER OBLIGATIONS			
02 Supplies and materials.....	4,500	4,300	4,547
05 Communication service.....	10	10	9
06 Travel expenses.....	20	20	11
07 Transportation of things.....	10	10	9
11 Rents.....	10	10	7
12 Repairs and alterations.....	500	490	651
22 Grants, subsidies, and contributions.....	10	10	8
32 Structures and parts and nonstructural improvements to land.....	440	400	451
Per capita payments to Indians.....	9,000	7,500	8,998
Total other obligations.....	14,500	12,750	14,691
Net total obligations.....	15,000	13,000	14,967
Estimated savings and unobligated balances.....		2,000	33
Total estimate or appropriation.....	15,000	15,000	15,000
Deduct amount transferred from "Miscellaneous trust funds of Indian tribes".....	-15,000	-15,000	-15,000
<i>Ute Mountain</i>			
PERSONAL SERVICES, FIELD			
01 Personal services (net).....	4,700	4,700	4,609
OTHER OBLIGATIONS			
02 Supplies and materials.....	6,000	6,000	5,649
05 Communication service.....	500	500	457
06 Travel expenses.....	400	400	311
07 Transportation of things.....	500	500	428
08 Printing, binding, photographing, etc.....	30	30	33
10 Furnishing of heat, light, power, water, and electricity.....	70	70	75
12 Repairs and alterations.....	2,000	2,000	2,268
13 Special and miscellaneous expenses.....	100	100	78
30 Equipment.....	700	700	775
Total other obligations.....	10,300	10,300	10,074
Net total obligations.....	15,000	15,000	14,683
Estimated savings and unobligated balances.....			317
Total estimate or appropriation.....	15,000	15,000	15,000
Deduct amount transferred from "Miscellaneous trust funds of Indian tribes".....	-15,000	-15,000	-15,000

Idaho: Fort Hall, \$9,500; Fort Lapwai, \$4,800; in all, \$14,300 \$9,285 (*U.S.C., title 25, sec. 123; act Feb. 17, 1933, 47 Stat., p. 838*).

By objects	Obligations		
	Estimate, 1935	Estimate, 1934	Actual, 1933
<i>Fort Hall</i>			
PERSONAL SERVICES, FIELD			
Clerical, administrative, and fiscal service:			
Grade 3. Assistant clerk.....			1 \$1,620
Grade 2. Junior clerk.....			1 1,440
Custodial service:			
Grade 5. Farmer.....	3 \$1,620	3 \$1,620	3 1,620
General mechanic.....			1 1,560
Grade 3. Laborer.....	1 1,200	1 1,200	1 1,200
Grade 2. Laborer.....			1 1,080
Total permanent, field.....	4 6,060	4 6,060	8 11,760
Temporary employees, field.....	1,100	900	843
All personal services, field.....	7,160	6,960	12,603
Deduct subsistence and quarters furnished.....	660	660	1,245
Deduct legislative reductions.....	6,500	6,300	11,358
	715	909	1,116
01 Personal services (net).....	5,785	5,391	10,242

Miscellaneous Indian tribal funds—Continued.

By objects	Obligations		
	Estimate, 1935	Estimate, 1934	Actual, 1933
<i>Fort Hall—Continued</i>			
OTHER OBLIGATIONS			
02 Supplies and materials.....	\$1,950	\$1,859	\$2,944
07 Transportation of things.....	400	400	563
12 Repairs and alterations.....	300	200	277
13 Special and miscellaneous expenses.....	50	50	43
22 Grants, subsidies, and contributions.....			31
30 Equipment.....	800	600	1,047
Total other obligations.....	3,500	3,109	4,905
Grand total obligations.....	9,285	8,500	15,147
1932 appropriation obligated in 1933.....			-1,446
Net total obligations.....	9,285	8,500	13,701
Estimated savings and unobligated balances.....		1,000	1,299
Total estimate or appropriation.....	9,285	9,500	15,000
Deduct amount transferred from "Miscellaneous trust funds of Indian tribes".....	-9,285	-9,500	-15,000
<i>Fort Lapwai</i>			
PERSONAL SERVICES, FIELD			
Clerical, administrative, and fiscal service:	Posi- Av. tions salary	Posi- Av. tions salary	Posi- Av. tions salary
Grade 6. Principal clerk.....			1 \$2,300
Grade 2. Junior clerk.....			1 1,500
Total permanent, field.....			2 3,800
Temporary employees, field.....		1,500	370
All personal services, field.....		1,500	4,170
Deduct subsistence and quarters furnished.....			420
Deduct legislative reductions.....		1,500	3,750
		225	380
01 Personal services (net).....		1,275	3,370
OTHER OBLIGATIONS			
02 Supplies and materials.....		1,000	848
05 Communication service.....		100	131
06 Travel expenses.....		400	575
07 Transportation of things.....		300	276
10 Furnishing of heat, light, power, water, and electricity.....		200	652
12 Repairs and alterations.....		400	487
13 Special and miscellaneous expenses.....		25	35
22 Grants, subsidies, and contributions.....		100	158
30 Equipment.....		200	377
Total other obligations.....		2,725	3,539
Net total obligations.....		4,000	6,909
Estimated savings and unobligated balances.....		800	591
Total estimate or appropriation.....		4,800	7,500
Deduct amount transferred from "Miscellaneous trust funds of Indian tribes".....		-4,800	-7,500

Iowa: Sac and Fox, \$2,000 (*U.S.C., title 25, sec. 123; act Feb. 17, 1933, 47 Stat., p. 838*).

By objects	Obligations		
	Estimate, 1935	Estimate, 1934	Actual, 1933
13 Special and miscellaneous expenses.....	\$2,000	\$2,000	\$830
Estimated savings and unobligated balances.....			170
Total estimate or appropriation.....	2,000	2,000	1,000
Deduct amount transferred from "Miscellaneous trust funds of Indian tribes".....	-2,000	-2,000	-1,000

Minnesota: Red Lake, \$43,500 \$39,405 (*U.S.C., title 25, sec. 123; act Feb. 17, 1933, 47 Stat., p. 838*).

By objects	Obligations		
	Estimate, 1935	Estimate, 1934	Actual, 1933
PERSONAL SERVICES, FIELD			
Professional and scientific service:			
Grade 2. Physician.....	0.5 \$2,900	0.5 \$2,900	0.5 \$2,900
Clerical, administrative, and fiscal service:			
Grade 5. Senior clerk.....	1 2,100	1 2,100	1 2,100
Grade 3. Assistant clerk.....	3 1,720	3 1,720	3 1,660
Grade 2. Junior clerk.....	1 1,560	1 1,560	1 1,560

Miscellaneous Indian tribal funds—Continued.

By objects	Obligations					
	Estimate, 1935		Estimate, 1934		Actual, 1933	
	Posi- tions	Av. salary	Posi- tions	Av. salary	Posi- tions	Av. salary
PERSONAL SERVICES, FIELD—continued						
Custodial service:						
Grade 7. General mechanic.....	1	\$1,980	1	\$1,980	1	\$1,980
Grade 5. Farmer.....	1	1,620	1	1,620	1	1,620
Grade 3. Blacksmith.....	2	1,440	2	1,440	2	1,440
Laborer.....	1	1,200	1	1,200	1	1,200
Total permanent, field.....	10.5	17,950	10.5	17,950	10.5	17,770
Temporary employees, field.....		4,000		4,000		4,004
All personal services, field.....		21,950		21,950		21,774
Deduct subsistence and quarters furnished.....		1,770		1,770		1,770
Deduct legislative reductions.....		20,180		20,180		20,004
		2,195		3,292		2,177
01 Personal services (net).....		17,985		16,888		17,827
OTHER OBLIGATIONS						
02 Supplies and materials.....		12,500		12,042		11,690
05 Communication service.....		400		400		403
06 Travel expenses.....		630		630		637
07 Transportation of things.....		650		650		648
08 Printing, binding, photographing, etc.....						9
10 Furnishing of heat, light, power, water, and electricity.....		1,500		1,500		1,500
11 Rents.....		40		40		40
12 Repairs and alterations.....		1,500		1,500		1,479
13 Special and miscellaneous expenses.....		40		40		40
22 Grants, subsidies, and contributions.....		10		10		10
30 Equipment.....		3,500		3,500		3,503
32 Structures and parts and nonstructural improvements to land.....		650		650		650
Total other obligations.....		21,420		20,962		20,609
Grand total obligations.....		39,405		37,850		38,436
Estimated savings and unobligated balances.....				5,650		6,564
Total estimate or appropriation.....		39,405		43,500		45,000
Deduct amount transferred from "Miscellaneous trust funds of Indian tribes".....		-39,405		-43,500		-45,000

Montana: Blackfeet, [\$7,500] \$2,500; Flathead, [\$19,400] \$10,000; [Tongue River, \$12,740; Rocky Boy, \$1,000] in all, [\$40,640] \$12,500 (U.S.C., title 25, sec. 123; act Feb. 17, 1933, 47 Stat., p. 838).

By objects	Obligations					
	Estimate, 1935		Estimate, 1934		Actual, 1933	
	Posi- tions	Av. salary	Posi- tions	Av. salary	Posi- tions	Av. salary
Blackfeet						
PERSONAL SERVICES, FIELD						
01 Personal services (net).....				\$1,750		\$1,127
OTHER OBLIGATIONS						
02 Supplies and materials.....		\$2,500		5,360		2,444
05 Communication service.....				20		17
06 Travel expenses.....				30		30
12 Repairs and alterations.....				50		59
22 Grants, subsidies, and contributions.....				100		93
30 Equipment.....				250		252
Total other obligations.....		2,500		5,750		2,895
Net total obligations.....		2,500		7,500		4,022
Estimated savings and unobligated balances.....						978
Total estimate or appropriation.....		2,500		7,500		5,000
Deduct amount transferred from "Miscellaneous trust funds of Indian tribes".....		-2,500		-7,500		-5,000
Flathead						
PERSONAL SERVICES, FIELD						
Professional service:						
Grade 2. Physician.....			1	\$2,900	1	\$2,900
Ungraded. Physician.....					1	900
Clerical, administrative, and fiscal service:						
Grade 10. Superintendent.....			1	3,600	1	3,600
Grade 6. Principal clerk.....					1	2,300
Grade 4. Clerk.....					0.3	1,800
Grade 3. Assistant clerk.....					1	1,620
Grade 2. Junior clerk.....					1	1,440

Miscellaneous Indian tribal funds—Continued.

By objects	Obligations					
	Estimate, 1935		Estimate, 1934		Actual, 1933	
	Posi- tions	Av. salary	Posi- tions	Av. salary	Posi- tions	Av. salary
Flathead—Continued						
PERSONAL SERVICES, FIELD—continued						
Custodial service:						
Grade 7. Farm agent.....					1	\$1,860
Grade 6. Engineer.....					1	1,740
Grade 5. Farmer.....					1	1,500
Grade 3. Laborer.....					2	1,230
Total permanent, field.....				\$26,500	11.3	20,860
Temporary employees, field.....				2,600		1,743
All personal services, field.....				8,500		18,603
Deduct subsistence and quarters furnished.....				600		2,034
Deduct legislative reductions.....				7,900		16,569
				975		2,021
01 Personal services (net).....				6,925		14,548
OTHER OBLIGATIONS						
02 Supplies and materials.....		\$2,000		2,100		880
05 Communication service.....				25		7
06 Travel expenses.....				50		23
12 Repairs and alterations.....				300		287
13 Special and miscellaneous expenses.....		8,000		7,500		7,261
Total other obligations.....		10,000		9,975		8,458
Net total obligations.....		10,000		16,900		23,006
Estimated savings and unobligated balances.....				2,500		6,994
Total estimate or appropriation.....		10,000		19,400		30,000
Deduct amount transferred from "Miscellaneous trust funds of Indian tribes".....		-10,000		-19,400		-30,000
Tongue River						
PERSONAL SERVICES, FIELD						
Custodial service:						
Grade 7. Farm agent.....			1	1,860	0.5	1,860
Grade 5. Farmer.....			1	1,560	1.5	1,560
Total permanent, field.....			2	3,420	2	3,270
Temporary employees, field.....				5,000		3,967
All personal services, field.....				8,420		7,237
Deduct subsistence and quarters furnished.....				360		360
Deduct legislative reductions.....				8,060		6,877
				513		330
01 Personal services (net).....				7,547		6,547
OTHER OBLIGATIONS						
02 Supplies and materials.....				2,233		1,286
07 Transportation of things.....				125		115
08 Printing, binding, photographing, etc.....						6
10 Furnishing of heat, light, power, water, and electricity.....				25		12
11 Rents.....				10		9
12 Repairs and alterations.....				800		674
13 Special and miscellaneous expenses.....				50		44
22 Grants, subsidies, and contributions.....				50		14
30 Equipment.....				200		120
32 Structures and parts and nonstructural improvements to land.....				200		112
Total other obligations.....				3,693		2,392
Net total obligations.....				11,240		8,939
Estimated savings and unobligated balances.....				1,500		1,061
Total estimate or appropriation.....				12,740		10,000
Deduct amount transferred from "Miscellaneous trust funds of Indian tribes".....				-12,740		-10,000
Rocky Boy						
PERSONAL SERVICES, FIELD						
01 Personal services, net.....				600		681
OTHER OBLIGATIONS						
02 Supplies and materials.....				300		119
06 Travel expenses.....				100		102
08 Printing, binding, photographing, etc.....						10
Total other obligations.....				400		231
Net total obligations.....				1,000		912
Estimated savings and unobligated balances.....						88
Total estimate or appropriation.....				1,000		1,000
Deduct amount transferred from "Miscellaneous trust funds of Indian tribes".....				-1,000		-1,000

【Nebraska: Omaha, \$1,000】 (U.S.C., title 25, sec. 123; act Feb. 17, 1933, 47 Stat., p. 838).

By objects	Obligations		
	Estimate, 1935	Estimate, 1934	Actual, 1933
PERSONAL SERVICES, FIELD			
01 Personal services (net).....		\$100	\$92
OTHER OBLIGATIONS			
02 Supplies and materials.....		400	247
05 Communication service.....		50	100
07 Transportation of things.....		50	65
10 Furnishing of heat, light, power, water, and electricity.....		200	250
11 Rents.....		10	10
22 Grants, subsidies, and contributions.....		150	171
30 Equipment.....		40	65
Total other obligations.....		900	908
Total estimate or appropriation.....		1,000	1,000
Deduct amount transferred from "Miscellaneous trust funds of Indian tribes".....		-1,000	-1,000

【For traveling and other necessary expenses of a delegation of Omaha Indians to and from Washington, District of Columbia, on business relating to the affairs of said Indians, \$650, to be immediately available, payable from funds held by the United States in trust for the Omaha Tribe】 (act Feb. 17, 1933, 47 Stat., pp. 838-839).

By objects	Obligations		
	Estimate, 1935	Estimate, 1934	Actual, 1933
06 Travel expenses.....		\$177	\$473
1934 appropriation obligated in 1933.....		+473	-473
Total estimate or appropriation.....		650	
Deduct amount transferred from "Miscellaneous trust funds of Indian tribes".....		-650	

【Nevada: Carson (Summit Lake), \$1,000; Pyramid Lake, \$2,860; Western Shoshone, \$9,640; in all, \$13,500】 (U.S.C., title 25, sec. 123; act Feb. 17, 1933, 47 Stat., p. 839).

By objects	Obligations		
	Estimate, 1935	Estimate, 1934	Actual, 1933
Carson			
02 Supplies and materials.....		\$825	\$532
06 Travel expenses.....		25	21
30 Equipment.....		150	151
Total other obligations.....		1,000	740
Estimated savings and unobligated balances.....			296
Total estimate or appropriation.....		1,000	1,000
Deduct amount transferred from "Miscellaneous trust funds of Indian tribes".....		-1,000	-1,000
Pyramid Lake			
PERSONAL SERVICES, FIELD			
Custodial service:	Posi- Av. tions salary	Posi- Av. tions salary	Posi- Av. tions salary
Grade 5. Farmer.....		1 \$1,680	1 \$1,680
Ungraded. Judge.....			3 120
Total permanent field.....		1 1,680	4 2,040
Temporary employees, field.....		300	142
All personal services, field.....		1,980	2,182
Deduct subsistence and quarters furnished.....		180	180
Deduct legislative reductions.....		1,800	2,002
01 Personal services (net).....		252	182
OTHER OBLIGATIONS			
02 Supplies and materials.....		700	21
07 Transportation of things.....		50	15
10 Furnishing of heat, light, power, water, and electricity.....		10	11
12 Repairs and alterations.....		10	10

Miscellaneous Indian tribal funds—Continued.

By objects	Obligations					
	Estimate, 1935		Estimate, 1934		Actual, 1933	
<i>Pyramid Lake—Continued</i>						
OTHER OBLIGATIONS—continued						
13 Special and miscellaneous expenses.....				\$392		\$405
22 Grants, subsidies, and contributions.....				50		40
Total other obligations.....				1,212		502
Net total obligations.....				2,760		2,322
Estimated savings and unobligated balances.....				100		178
Total estimate or appropriation.....				2,860		2,500
Deduct amount transferred from "Miscellaneous trust funds of Indian tribes".....				-2,860		-2,500
<i>Western Shoshone</i>						
PERSONAL SERVICES, FIELD						
	Posi-	Av.	Posi-	Av.	Posi-	Av.
	tions	salary	tions	salary	tions	salary
Custodial service:						
Grade 5. General mechanic.....	1	\$1,620	1	\$1,620	1	\$1,620
Grade 3. Blacksmith.....	1	1,440	1	1,440	1	1,440
Laborer.....	1	1,260	1	1,260	1	1,260
Total permanent, field.....	3	4,320	3	4,320	3	4,320
Temporary employees, field.....		2,500				585
All personal services, field.....		6,820				4,905
Deduct subsistence and quarters furnished.....		420				420
Deduct legislative reductions.....		6,400				4,485
		648				432
01 Personal services (net).....		5,752				4,053
OTHER OBLIGATIONS						
02 Supplies and materials.....		2,588				40
05 Communication service.....						5
06 Travel expenses.....		100				101
12 Repairs and alterations.....		500				315
Total other obligations.....		3,188				461
Net total obligations.....		8,940				4,515
Estimated savings and unobligated balances.....		900				486
Total estimate or appropriation.....		9,640				5,000
Deduct amount transferred from "Miscellaneous trust funds of Indian tribes".....		-9,640				-5,000

North Carolina: Cherokee, 【\$10,000】 \$8,000 (U.S.C., title 25, sec. 123; Feb. 17, 1933, 47 Stat., p. 839).

By objects	Obligations		
	Estimate, 1935	Estimate, 1934	Actual, 1933
02 Supplies and materials.....	\$2,000	\$2,000	\$2,000
13 Special and miscellaneous expenses.....	6,000	6,000	6,785
Total obligations.....	8,000	8,000	8,785
Estimated savings and unobligated balances.....		2,000	
Total estimate or appropriation.....	8,000	10,000	8,785
Deduct transfer from "Miscellaneous trust funds of Indian tribes".....	-8,000	-10,000	-8,785

【North Dakota: Fort Totten, \$1,000】 (U.S.C., title 25, sec. 123; act Feb. 17, 1933, 47 Stat., p. 839).

By objects	Obligations		
	Estimate, 1935	Estimate, 1934	Actual, 1933
PERSONAL SERVICES, FIELD			
01 Personal services (net).....		\$300	\$229
OTHER OBLIGATIONS			
02 Supplies and materials.....		600	562
12 Repairs and alterations.....		100	183
Total other obligations.....		700	745
Net total obligations.....		1,000	974
Estimated savings and unobligated balances.....			26
Total estimate or appropriation.....		1,000	1,000
Deduct amount transferred from "Miscellaneous trust funds of Indian tribes".....		-1,000	-1,000

Oregon: Klamath, [\$44,900; Umatilla, \$4,570; in all, \$49,470] \$46,550 (U.S.C., title 25, sec. 123; act Feb. 17, 1933, 47 Stat., p. 839).

By objects	Obligations					
	Estimate, 1935		Estimate, 1934		Actual, 1933	
<i>Klamath</i>						
PERSONAL SERVICES, FIELD	Posi- tions	Av. salary	Posi- tions	Av. salary	Posi- tions	Av. salary
Professional and scientific service:						
Grade 2. Physician	1	\$3,000	1	\$3,000	1	\$3,000
Subprofessional service:						
Grade 6. Head nurse	1	2,000	1	2,000	1	2,000
Grade 5. Nurse	2	1,830	2	1,830	2	1,830
Clerical, administrative, and fiscal service:						
Grade 12. Superintendent					1	4,717
Grade 11. Superintendent	1	3,800	0.5	3,800		
Grade 6. Principal clerk	1	2,700	1	2,700	1	2,700
Grade 4. Financial clerk	1	2,300	1	2,300	1	2,300
Grade 4. Clerk	1	1,800	1	1,800	2	1,860
Grade 3. Assistant clerk	2	1,620	2	1,620	3	1,620
Grade 2. Junior clerk					0.9	1,680
Custodial service:						
Grade 4. Cook	1	1,320	1	1,320	1	1,380
Grade 3. Laborer	1	1,200	1	1,200	1	1,200
Private	1	540	1	540	1	540
Total permanent, field	13	25,560	12.5	23,660	15.9	31,589
Temporary employees, field		9,000		9,000		9,970
All personal services, field		34,560		32,660		41,559
Deduct subsistence and quarters furnished		3,520		3,320		4,042
		31,040		29,340		37,517
Deduct legislative reductions		3,450		4,900		4,156
01 Personal services (net)		27,590		24,440		33,361
OTHER OBLIGATIONS						
02 Supplies and materials		6,500		6,110		4,237
05 Communication service		200		200		177
06 Travel expenses		3,000		3,000		2,925
07 Transportation of things		200		200		24
08 Printing, binding, photographing, etc.		50		50		9
10 Furnishing of heat, light, power, water, and electricity		900		900		740
11 Rents		200		200		34
12 Repairs and alterations		1,500		1,500		962
13 Special and miscellaneous expenses		5,000		2,000		1,072
22 Grants, subsidies, and contributions		300		300		96
30 Equipment		1,110		1,000		198
Total other obligations		18,960		15,460		10,474
Grand total obligations		46,550		39,900		43,835
Estimated savings and unobligated balances				5,000		6,165
Total estimate or appropriation		46,550		44,900		50,000
Deduct amount transferred from "Miscellaneous trust funds of Indian tribes"		-46,550		-44,900		-50,000
<i>Umatilla</i>						
PERSONAL SERVICES, FIELD	Posi- tions	Av. salary	Posi- tions	Av. salary	Posi- tions	Av. salary
Clerical, administrative, and fiscal service:						
Grade 4. Clerk					1	\$1,840
Grade 3. Assistant clerk					1	1,690
Custodial service:						
Grade 3. Laborer			1	\$1,500	1	1,500
Total permanent, field			1	1,500	3	5,030
Temporary employees, field				2,000		678
All personal services, field				3,500		5,708
Deduct subsistence and quarters furnished				180		540
				3,320		5,168
Deduct legislative reductions				525		503
01 Personal services (net)				2,795		4,665
OTHER OBLIGATIONS						
02 Supplies and materials				1,035		
06 Travel expenses				100		71
12 Repairs and alterations				300		213
Total other obligations				1,435		284
Net total obligations				4,230		4,949
Estimated savings and unobligated balances				+340		+51
Total estimate or appropriation				4,570		5,000
Deduct amount transferred from "Miscellaneous trust funds of Indian tribes"				-4,570		-5,000

South Dakota: Cheyenne River, [\$75,000; Pine Ridge, \$4,000; in all, \$79,000] \$69,235 (U.S.C., title 25, sec. 123; act, Feb. 17, 1933, 47 Stat., p. 839).

By objects	Obligations					
	Estimate, 1935		Estimate, 1934		Actual, 1933	
<i>Cheyenne River</i>						
PERSONAL SERVICES, FIELD	Posi- tions	Av. salary	Posi- tions	Av. salary	Posi- tions	Av. salary
Professional and scientific service:						
Grade 3. Physician	1	\$3,200	1	\$3,200	1	\$3,200
Subprofessional service:						
Grade 6. Head nurse	1	2,000	1	2,000	1	2,000
Grade 5. Nurse	1	1,800	1	1,800	1	1,800
Clerical, administrative, and fiscal:						
Grade 6. Senior clerk	1	2,300	1	2,300	1	2,300
Grade 4. Clerk	1	1,800	1	1,800	1	1,800
Grade 2. Junior clerk	1	1,440	1	1,440	1	1,440
Custodial service:						
Grade 6. Carpenter	1	1,800	1	1,800	1	1,800
Stockman	1	1,980	1	1,980	1	1,980
Grade 5. Farmer	1	1,560	1	1,560	1	1,560
Grade 4. Cook	1	1,320	1	1,320	1	1,320
Grade 3. Laborer	5	1,200	5	1,200	5	1,200
Line rider	1	1,200	1	1,200	1	1,200
Grade 2. Attendant	1	1,080	1	1,080	1	1,080
Grade 1. Attendant ward	2	720	2	720	2	720
Assistant	1	720	1	720	1	720
Total permanent, field	20	29,640	20	29,640	20	29,640
Temporary employees, field		8,000		8,500		8,690
All personal services, field		37,640		38,140		38,330
Deduct subsistence and quarters furnished		4,080		4,080		4,080
		33,560		34,060		34,250
Deduct legislative reductions		3,765		5,520		2,769
01 Personal services (net)		29,795		28,540		31,481
OTHER OBLIGATIONS						
02 Supplies and materials		20,000		19,900		19,922
05 Communication service		400		400		402
06 Travel expenses		1,400		1,300		1,444
07 Transportation of things		7,600		7,500		7,930
08 Printing, binding, photographing, etc.						79
10 Furnishing of heat, light, power, water, and electricity		400		400		467
12 Repairs and alterations		5,100		5,000		5,160
13 Special and miscellaneous expenses		200		170		208
22 Grants, subsidies, and contributions		1,600		1,500		1,562
30 Equipment		2,740		2,700		2,746
Total other obligations		39,440		38,870		39,920
Net total obligations		69,235		67,410		71,401
Estimated savings and unobligated balances				7,590		3,599
Total estimate or appropriation		69,235		75,000		75,000
Deduct amount transferred from "Miscellaneous trust funds of Indian tribes"		-69,235		-75,000		-75,000
<i>Pine Ridge</i>						
PERSONAL SERVICES, FIELD						
01 Personal services (net)				500		435
OTHER OBLIGATIONS						
02 Supplies and materials				1,500		
12 Repairs and alterations				700		699
13 Special and miscellaneous expenses				100		11
22 Grants, subsidies, and contributions				100		35
30 Equipment				500		794
32 Structures and parts and nonstructural improvements to land				100		215
Total other obligations				3,000		1,754
Net total obligations				3,500		2,189
Estimated savings and unobligated balances				500		1,811
Total estimate or appropriation				4,000		4,000
Deduct amount transferred from "Miscellaneous trust funds of Indian tribes"				-4,000		-4,000

Utah: Uintah and Ouray, \$10,000: *Provided*, That not to exceed \$500 of this amount may be used to pay part of the expenses of the State Experimental Farm, located near Fort Duchesne, Utah, within the Uintah and Ouray Indian Reservation] (U.S.C., title 25, sec. 123; act Feb. 17, 1933, 47 Stat., p. 839).

Miscellaneous Indian tribal funds—Continued.

By objects	Obligations		
	Estimate, 1935	Estimate, 1934	Actual, 1933
PERSONAL SERVICES, FIELD			
01 Personal services (net).....		\$2,000	\$2,194
OTHER OBLIGATIONS			
02 Supplies and materials.....		4,300	4,296
05 Communication service.....			9
07 Transportation of things.....		200	438
08 Printing, binding, photographing, etc.			5
10 Furnishing of heat, light, power, water, and electricity.....		300	298
12 Repairs and alterations.....		100	114
13 Special and miscellaneous expenses.....		500	500
30 Equipment.....		1,600	1,644
Total other obligations.....		7,000	7,304
Net total obligations.....		9,000	9,498
Estimated savings and unobligated balances.....		1,000	502
Total estimate or appropriation.....		10,000	10,000
Deduct amount transferred from "Miscellaneous trust funds of Indian tribes".....		-10,000	-10,000

Washington: [Colville, \$35,000; Neah Bay, \$4,740;] Puyallup, [\$2,000, of which] \$1,000 [shall be available] for [the] upkeep of the Puyallup Indian cemetery; Taholah (Quinalt), \$1,000; in all, [\$42,740] \$2,000 (U.S.C., title 25, sec. 123; act Feb. 17, 1933, 47 Stat., p. 839).

By objects	Obligations					
	Estimate, 1935		Estimate, 1934		Actual, 1933	
<i>Colville</i>						
PERSONAL SERVICES, FIELD	Posi- tions	Av. salary	Posi- tions	Av. salary	Posi- tions	Av. salary
Professional service:						
Grade 1. Forest ranger.....			1	\$2,000	1	\$2,000
Clerical, administrative, and fiscal service:						
Grade 9. Superintendent.....			1	3,300	1	3,300
Grade 6. Principal clerk.....			1	2,400	1	2,400
Grade 4. Clerk.....			2	1,830	2	1,830
Grade 2. Junior clerk.....			2	1,440	2	1,440
Custodial service:						
Grade 8. General mechanic.....			1	2,000	1	2,000
Grade 3. Blacksmith.....			1	1,440	1	1,440
Laborer.....			4	1,290	4	1,290
Total permanent, field.....			13	22,840	13	22,840
Temporary employees, field.....				4,000		3,714
All personal services, field.....				26,840		26,554
Deduct subsistence and quarters furnished.....				2,260		2,260
Deduct legislative reductions.....				24,580		24,294
				3,426		2,284
01 Personal services (net).....				21,154		22,010
OTHER OBLIGATIONS						
02 Supplies and materials.....				6,496		4,110
05 Communication service.....				200		182
06 Travel expenses.....				300		290
07 Transportation of things.....				600		490
08 Printing, binding, photographing, etc.						10
10 Furnishing of heat, light, power, water, and electricity.....				300		258
11 Rents.....				50		473
12 Repairs and alterations.....				700		710
13 Special and miscellaneous expenses.....				100		62
30 Equipment.....				400		585
Total other obligations.....				9,146		7,170
Net total obligations.....				30,300		29,180
Estimated savings and unobligated balances.....				4,700		820
Total estimate or appropriation.....				35,000		30,000
Deduct amount transferred from "Miscellaneous trust funds of Indian tribes".....				-35,000		-30,000
<i>Neah Bay</i>						
PERSONAL SERVICES, FIELD	Posi- tions	Av. salary	Posi- tions	Av. salary	Posi- tions	Av. salary
Clerical, administrative, and fiscal service:						
Grade 4. Clerk.....					1	\$1,860
Custodial service:						
Grade 3. Laborer.....			1	\$1,260	1	1,260
Total permanent positions, field.....			1	1,260	2	3,120

Miscellaneous Indian tribal funds—Continued.

By objects	Obligations		
	Estimate, 1935	Estimate, 1934	Actual, 1933
<i>Neah Bay—Continued</i>			
PERSONAL SERVICES, FIELD—continued			
All personal services, field.....		\$2,060	\$3,365
Deduct subsistence and quarters furnished.....		120	300
		1,940	3,065
Deduct legislative reductions.....		189	312
01 Personal services (net).....		1,751	2,753
OTHER OBLIGATIONS			
02 Supplies and materials.....		1,909	1,014
05 Communication service.....		80	86
06 Travel expenses.....		150	148
07 Transportation of things.....		50	31
12 Repairs and alterations.....		450	438
13 Special and miscellaneous expenses.....		25	25
22 Grants, subsidies, and contributions.....		25	25
30 Equipment.....		100	127
Total other obligations.....		2,789	1,894
Net total obligations.....		4,540	4,647
Estimated savings and unobligated balances.....		200	353
Total estimate or appropriation.....		4,740	5,000
Deduct amount transferred from "miscellaneous trust funds of Indian tribes".....		-4,740	-5,000
<i>Puyallup</i>			
PERSONAL SERVICES, FIELD			
01 Personal services (net).....	\$700	700	672
OTHER OBLIGATIONS			
02 Supplies and materials.....	240	1,000	865
06 Travel expenses.....	10	10	6
10 Furnishing of heat, light, power, water, and electricity.....	10	10	7
12 Repairs and alterations.....	40	40	32
30 Equipment.....		240	234
Total other obligations.....	300	1,300	1,144
Net total obligations.....	1,000	2,000	1,816
Estimated savings and unobligated balances.....			184
Total estimate or appropriation.....	1,000	2,000	2,000
Deduct amount transferred from "Miscellaneous trust funds of Indian tribes".....	-1,000	-2,000	-2,000
<i>Taholah</i>			
PERSONAL SERVICES, FIELD			
Clerical, administrative, and fiscal service:	Posi- Av.	Posi- Av.	Posi- Av.
Grade 3. Financial clerk.....	tions salary	tions salary	tions salary
Custodial service:			
Grade 5. Practical nurse.....			1 \$1,980
Total permanent, field.....			1 1,560
Temporary employees, field.....	\$400	\$400	2 3,540
All personal services, field.....	400	400	6,590
Deduct subsistence and quarters furnished.....			10,130
Deduct legislative reductions.....		-60	-180
			-354
01 Personal services (net).....	400	340	9,596
OTHER OBLIGATIONS			
02 Supplies and materials.....	600	600	519
05 Communication service.....			177
07 Transportation of things.....			301
08 Printing, binding, photographing, etc.			17
11 Rents.....			12
12 Repairs and alterations.....			227
13 Special and miscellaneous expenses.....			128
22 Grants, subsidies, and contributions.....			54
30 Equipment.....			289
32 Structures and parts and nonstructural improvements to land.....			11,760
Total other obligations.....	600	600	13,484
Net total obligations.....	1,000	1,000	23,080
Estimated savings and unobligated balances.....		60	6,920
Total estimate or appropriation.....	1,000	1,000	30,000
Deduct amount transferred from "Miscellaneous trust funds of Indian tribes".....	-1,000	-1,000	-30,000

Wisconsin: [Lac du Flambeau, \$2,000;] Keshena, [\$55,000] \$51,310, including \$5,000 for monthly allowances, under such rules and regulations as the Secretary of the Interior may prescribe, to such old and indigent members of the Menominee Tribe as it is impracticable to place in the home for old and indigent Menominee Indians, and who reside with relatives or friends [; in all, \$57,000] (U.S.C., title 25, sec. 123; act Feb. 17, 1933, 47 Stat., p. 839).

Miscellaneous Indian tribal funds—Continued.

By objects	Obligations					
	Estimate, 1935		Estimate, 1934		Actual, 1933	
<i>Lac du Flambeau</i>						
PERSONAL SERVICES, FIELD						
01 Personal services (net).....			\$100		\$12	
OTHER OBLIGATIONS						
02 Supplies and materials.....			1,900		1,857	
Total obligations.....			2,000		1,869	
Estimated savings and unobligated balances.....					31	
Total estimate or appropriation.....			2,000		2,000	
Deduct amount transferred from "Miscellaneous trust funds of Indian tribes".....			-2,000		-2,000	
<i>Keshena</i>						
PERSONAL SERVICES, FIELD						
	Posi- tions	Av. salary	Posi- tions	Av. salary	Posi- tions	Av. salary
Professional service:						
Grade 3. Physician.....	1	\$3,200	1	\$3,200	1	\$3,200
Subprofessional service:						
Grade 6. Head nurse.....	1	2,000	1	2,000	1	2,000
Grade 4. Nurse.....	2	1,800	2	1,800	3	1,800
Clerical, administrative, and fiscal service:						
Grade 10. Superintendent.....	1	3,500	1	3,500		
Grade 6. Principal clerk.....					1	2,700
Senior clerk.....	1	2,300	1	2,300		
Grade 3. Financial clerk.....	1	1,740	1	1,740	1	1,740
Grade 2. Junior clerk.....	2	1,500	2	1,500	2	1,500
Custodial service:						
Grade 5. Farmer.....	1	1,560	1	1,560	1	1,560
General mechanic.....	1	1,680	1	1,680	1	1,680
Grade 4. Cook.....	1	1,320	1	1,320	1	1,320
Grade 3. Blacksmith.....	1	1,500	1	1,500	1	1,500
Laborer.....	3	1,200	3	1,200	4	1,200
Attendant, ward.....	1	1,200	1	1,200	1	1,200
Grade 1. Attendant.....	2	720	2	720	2	720
Assistant.....	1	780	1	780	1	780
Total permanent, field.....	20	32,420	20	32,420	21	32,320
Temporary employees, field.....		4,500		2,500		2,602
All personal services, field.....		36,920		34,920		34,922
Deduct subsistence and quarters furnished.....		4,860		4,860		5,100
		32,060		30,060		29,822
Deduct legislative reductions.....		3,690		4,863		3,232
01 Personal services (net).....		28,370		25,197		26,590
OTHER OBLIGATIONS						
02 Supplies and materials.....		15,790		10,053		9,058
05 Communication service.....		50		50		54
06 Travel expenses.....		100		100		103
07 Transportation of things.....		300		200		284
12 Repairs and alterations.....		700		700		775
13 Special and miscellaneous expenses.....		5,000		5,000		5,066
22 Grants, subsidies and contributions.....		200		200		225
30 Equipment.....		800		800		976
Total other obligations.....		22,940		17,103		16,541
Grand total obligations.....		51,310		42,300		43,131
Estimated savings and unobligated balances.....				12,700		6,869
Total estimate or appropriation.....		51,310		55,000		50,000
Deduct amount transferred from "Miscellaneous trust funds of Indian tribes".....		-51,310		-55,000		-50,000

Wyoming: Shoshone, \$37,050 (U.S.C., title 25, sec. 123; act Feb. 17, 1933, 47 Stat., p. 839).

By objects	Obligations					
	Estimate, 1935		Estimate, 1934		Actual, 1933	
PERSONAL SERVICES, FIELD	Posi- tions	Av. salary	Posi- tions	Av. salary	Posi- tions	Av. salary
Professional and scientific service:						
Grade 1. Forest ranger.....			1	\$2,100	1	\$2,100
Clerical, administrative, and fiscal service:						
Grade 9. Superintendent.....			1	3,300	1	3,300
Grade 6. Senior clerk.....			1	2,500	1	2,500
Grade 4. Clerk.....			1	1,860	1	1,860
Deputy special officer.....			1	1,800	0.8	1,800
Grade 3. Assistant clerk.....			3	1,660	3	1,660
Financial clerk.....			1	1,620	1	1,620
Grade 2. Junior clerk.....			1	1,440	1	1,440

Miscellaneous Indian tribal funds—Continued.

By objects	Obligations					
	Estimate, 1935		Estimate, 1934		Actual, 1933	
PERSONAL SERVICES, FIELD—continued	Posi- tions	Av. salary	Posi- tions	Av. salary	Posi- tions	Av. salary
Custodial service:						
Grade 7. Farm agent.....			1	\$1,860	0.3	\$1,860
Grade 5. Farmer.....			2	1,620	3.7	1,620
Stockman.....			1	1,500	1	1,500
Assistant engineer.....			1	1,560	1	1,560
Carpenter.....			1	1,500	1	1,500
Grade 3. Laborer.....			3	1,200	3	1,200
Ungraded. Physician.....			1	1,200	1	1,200
Total permanent, field.....			20	34,060	20.8	35,152
Temporary employees, field.....				1,500		1,054
All personal services, field.....				35,560		36,206
Deduct subsistence and quarters furnished.....				3,480		3,624
				32,080		32,582
Deduct legislative reductions.....				5,109		3,515
01 Personal services (net).....				26,971		29,067
OTHER OBLIGATIONS						
02 Supplies and materials.....				3,379		4,996
05 Communication service.....				200		212
06 Travel expenses.....				200		214
07 Transportation of things.....				50		33
12 Repairs and alterations.....				300		273
13 Special and miscellaneous expenses.....				50		33
22 Grants, subsidies, and contributions.....				100		270
30 Equipment.....				300		327
Total other obligations.....				4,579		6,358
Net total obligations.....				31,550		35,425
Estimated savings and unobligated bal- ances.....				5,500		4,575
Total estimate or appropriation.....				37,050		40,000
Deduct amount transferred from "Miscel- laneous trust funds of Indian tribes".....				—37,050		—40,000

In all, not to exceed \$529,850 \$344,835.

Support of Chippewa Indians in Minnesota (tribal funds): For general support, administration of property, and promotion of self-support among the Chippewa Indians in the State of Minnesota, \$75,000 \$71,100, to be paid from the principal sum on deposit to the credit of said Indians, arising under section 7 of the Act entitled "An Act for the relief and civilization of the Chippewa Indians in the State of Minnesota," approved January 14, 1889 (25 Stat., p. 645), to be used exclusively for the purposes following: Not exceeding \$45,000 of this amount may be expended for general agency purposes; not exceeding: *Provided, That not to exceed \$30,000 of the foregoing amount may be expended in the discretion of the Secretary of the Interior in aiding indigent Chippewa Indians [upon the condition that any funds used in support of a member of the tribe shall be reimbursed out of and become a lien against any individual property of which such member may now or hereafter become seized or possessed, the two preceding requirements not to apply to any old, infirm, or indigent Indian, in the discretion of the Secretary of the Interior] (acts Jan. 14, 1889, 25 Stat., p. 645, sec. 7; Aug. 19, 1890, 26 Stat., p. 357, sec. 1; Feb. 17, 1933, 47 Stat., p. 839).*

By objects	Obligations					
	Estimate, 1935		Estimate, 1934		Actual, 1933	
PERSONAL SERVICES, FIELD	Posi- tions	Av. salary	Posi- tions	Av. salary	Posi- tions	Av. salary
Professional service:						
Grade 3. Physician.....	1	\$3, 200	1	\$3, 200	1	\$3, 200
Grade 2. Physician.....	2	2, 900	2	2, 900	2	2, 900
Ungraded. Physician.....	1	900	1	900	1	900
Clerical, administrative, and fiscal service:						
Grade 7. Principal clerk.....	1	2, 600	1	2, 600	1	2, 600
Grade 4. Clerk.....	2	2, 010	2	2, 010	2	2, 010
Field clerk.....	1	1, 980	1	1, 980	1	1, 821
Field clerk.....	1	1, 800	1	1, 800	1	1, 800
Grade 3. Assistant clerk.....	3	1, 740	3	1, 740	3	1, 740
Grade 2. Junior clerk.....	3	1, 440	3	1, 440	3	1, 440
Field clerk.....	1	1, 440	1	1, 440	0.6	1, 440
Custodial service:						
Grade 7. Farm agent.....	2	1, 860	2	1, 860	2	1, 860
Grade 6. Senior forest guard.....					0.4	1, 680
Total permanent, field.....	18	35, 000	18	35, 000	18	34, 947

Support of Chippewa Indians in Minnesota (tribal funds)—Con.

By objects	Obligations		
	Estimate, 1935	Estimate, 1934	Actual, 1933
PERSONAL SERVICES, FIELD—Continued			
Temporary employees, field.....	\$4,000	\$3,000	\$3,329
All personal services, field.....	39,000	38,000	38,276
Deduct subsistence and quarters furnished.....	1,140	1,140	1,140
.....	37,860	36,860	37,136
Deduct legislative reductions.....	3,900	5,250	3,823
01 Personal services (net).....	33,960	31,610	33,313
OTHER OBLIGATIONS			
02 Supplies and materials.....	26,380	26,130	26,556
05 Communication service.....	500	500	597
06 Travel expenses.....	2,500	2,500	2,571
07 Transportation of things.....	1,500	1,500	1,609
08 Printing, binding, photographing, etc.....	10	10	10
10 Furnishing of heat, light, power, water, and electricity.....	50	50	51
12 Repairs and alterations.....	1,500	1,500	1,676
13 Special and miscellaneous expenses.....	1,200	1,200	1,458
22 Grants, subsidies, and contributions.....	3,000	3,000	3,016
30 Equipment.....	500	500	600
Total other obligations.....	37,140	36,890	38,144
Net total obligations.....	71,100	68,500	71,457
Estimated savings and unobligated balance.....	—	6,500	3,543
Total estimate or appropriation.....	71,100	75,000	75,000
Deduct amount transferred from "Miscellaneous trust funds of Indian tribes".....	—71,100	—75,000	—75,000

Expenses of tribal officers, Five Civilized Tribes, Oklahoma (tribal funds): For the current fiscal year money may be expended from the tribal funds of the Choctaw, Chickasaw, Creek, and Seminole Tribes for equalization of allotments, per capita, and other payments authorized by law to individual members of the respective tribes, salaries and contingent expenses of the governor of the Chickasaw Nation and chief of the Choctaw Nation and one mining trustee for the Choctaw and Chickasaw Nations at salaries at the rate heretofore paid for the said governor and said chief and \$4,000 for the said mining trustee [], and one attorney each for the Choctaw and Chickasaw Tribes employed under contract approved by the President under existing law []: *Provided*, That the expenses of the above-named officials shall be determined and limited by the Commissioner of Indian Affairs, not to exceed \$2,500 each (*acts July 1, 1902, 32 Stat., p. 542, sec. 14; Feb. 17, 1933, 47 Stat., p. 839*).

By objects	Obligations		
	Estimate, 1935	Estimate, 1934	Actual, 1933
PERSONAL SERVICES, FIELD			
01 Personal services (net).....	\$9,000	\$9,000	\$19,800
OTHER OBLIGATIONS			
02 Supplies and materials.....	50	50	21
06 Travel expenses.....	1,000	1,000	1,548
11 Rents.....	150	150	140
13 Special and miscellaneous expenses.....	3,800	3,800	6,899
Total other obligations.....	5,000	5,000	8,608
Grand total obligations.....	14,000	14,000	28,408
Estimated savings and unobligated balance.....	—	16,000	1,592
Total estimate or appropriation.....	14,000	30,000	30,000
Deduct amount transferred from "Miscellaneous trust funds of Indian tribes".....	—14,000	—30,000	—30,000

Support of Osage Agency and pay of tribal officers, Oklahoma (tribal funds): For the support of the Osage Agency, and for necessary expenses in connection with oil and gas production on the Osage Reservation, Oklahoma, including pay of necessary employees, the tribal attorney and his stenographer, one special attorney in tax and other matters, and pay of tribal officers; repairs to buildings, rent of quarters for employees, traveling expenses, printing, telegraphing and telephoning, and purchase, repair, and operation of automobiles, [\$125,000] \$109,220, payable from funds held by the United States in trust for the Osage Tribe of Indians in Oklahoma (*U.S.C., title 25, sec. 13; act Feb. 17, 1933, 47 Stat., pp. 839-840*).

Support of Osage Agency and pay of tribal officers, Oklahoma (tribal funds)—Continued.

By objects	Obligations					
	Estimate, 1935		Estimate, 1934		Actual, 1933	
PERSONAL SERVICES, FIELD	Posi- tions	Av. salary	Posi- tions	Av. salary	Posi- tions	Av. salary
Professional service:						
Grade 5. Oil and gas inspector.....	1	\$4,800	1	\$4,800	1	\$4,800
Grade 4. Assistant oil and gas inspector.....	1	3,800	1	3,800	1	3,800
Grade 3. Gas inspector.....	1	3,400	1	3,400	1	3,400
Subprofessional service:						
Grade 8. Assistant oil-and gas-well plug- ger.....	1	2,800	1	2,800	1	2,800
Draftsman.....	1	2,900	1	2,900	1	2,900
Grade 7. Gas inspector.....	1	2,500	1	2,500	1	2,500
Oil gager.....	2	2,300	2	2,300	2	2,350
Grade 5. Day-school inspector.....	0.5	1,980	0.5	1,980	1	1,980
Clerical, administrative, and fiscal service:						
Grade 13. Superintendent.....	1	5,600	1	5,600	1	5,600
Grade 11. Senior clerk.....	1	3,800	1	3,800	1	3,800
Grade 8. Principal clerk.....	1	3,200	1	3,200	1	3,200
Grade 7. Principal clerk.....	1	2,700	1	2,700	1	2,700
Grade 7. Senior clerk.....	1	2,600	1	2,600	1	2,600
Grade 6. Senior clerk.....					1	2,300
Principal clerk.....	1	2,400	1	2,400	1	2,400
Appraiser.....					1	2,600
Grade 5. Senior clerk.....	9	2,200	9	2,200	9	2,200
Field clerk.....	1	2,300	1	2,300	1	2,300
Grade 4. Clerk.....	4	1,905	4	1,905	6.6	1,882
Grade 3. Assistant clerk.....	4	1,680	4	1,680	13	1,703
Grade 2. Junior clerk.....	1	1,560	1	1,560	4.3	1,518
Financial clerk.....					1	1,440
Custodial service:						
Grade 8. Farmer.....	2	2,500	2	2,500	2	2,500
General mechanic.....	1	2,400	1	2,400	1	2,400
Grade 5. Assistant engineer.....	1	1,680	1	1,680	1	1,680
Grade 4. Assistant mechanic.....	1	1,440	1	1,440	1	1,440
Grade 4. Janitor.....	1	1,500	1	1,500	1	1,500
Grade 3. Laborer.....	2	1,350	2	1,350	2	1,350
Superintendent of construction.....					0.2	2,900
Total permanent, field.....	41.5	98,810	41.5	98,810	60.1	132,007
Temporary employees, field.....		9,000		10,000		9,869
All personal services, field.....	107.5	107,810	108.5	108,810	141.8	141,876
Deduct subsistence and quarters furnished.....		8,750		8,750		11,862
	99.060	99,060	100.060	100,060	130.014	130,014
Deduct legislative reductions.....		10,780		14,822		13,201
01 Personal services (net).....	88.280	88,280	85.238	85,238	116.813	116,813
OTHER OBLIGATIONS						
02 Supplies and materials.....		5,890		5,712		3,756
05 Communication service.....		1,200		1,200		1,065
06 Travel expenses.....		1,500		1,500		1,470
07 Transportation of things.....		50		50		5
08 Printing, binding, photographing, etc.....		200		200		84
09 Advertising, and publication of notices.....		100		100		55
10 Furnishing of heat, light, power, water, and electricity.....		3,200		3,200		2,920
11 Rents.....		100		100		85
12 Repairs and alterations.....		2,400		2,400		2,285
13 Special and miscellaneous expenses.....		1,800		1,800		1,660
30 Equipment.....		4,500		4,500		4,931
Total other obligations.....		20,940		20,762		18,316
Grand total obligations.....		109,220		106,000		135,129
Estimated savings and unobligated bal- ances.....				19,000		14,871
Total estimate or appropriation.....		109,220		125,000		150,000
Deduct amount transferred from "Miscel- laneous trust funds of Indian tribes".....		-109,220		-125,000		-150,000

Expenses of Osage Tribal Council (tribal funds): For traveling and other expenses of the Osage Tribal Council or committees thereof when engaged on business of the tribe, including visits to Washington, District of Columbia, when duly authorized or approved by the Secretary of the Interior, \$5,000 to be paid from the funds held by the United States in trust for the Osage Tribe (*U.S.C., title 25, sec. 13; act Feb. 17, 1933, 47 Stat., p. 840*).

By objects	Obligations		
	Estimate, 1935	Estimate, 1934	Actual, 1933
06 Travel expenses.....		\$3,000	\$2,370
Estimated savings and unobligated bal-		2,000	2,630
ances.....			
Total estimate or appropriation.....		5,000	5,000
Deduct transfer from "Miscellaneous trust funds of Indian tribes".....		—5,000	—5,000

Tribal funds—Expenses of Tribal Councils, or Committees Thereof—
For traveling and other expenses of tribal councils, business committees, or other tribal organizations, or representatives thereof, when engaged on business of the tribes, including visits to Washington,

District of Columbia, when duly authorized or approved in advance by the Commissioner of Indian Affairs, \$25,000, payable from funds on deposit to the credit of the particular tribe interested: Provided, That not more than \$3,000 shall be expended from the funds of any one tribe or band of Indians for the purposes herein specified (submitted).

By objects	Obligations		
	Estimate, 1935	Estimate, 1934	Actual, 1933
OTHER OBLIGATIONS			
06 Travel expenses	\$25,000		
Deduct amount transferred from "Miscellaneous trust funds of Indian tribes"	25,000		

【Confederated Bands of Utes (tribal funds): The sum of \$24,250 is hereby appropriated out of the principal funds to the credit of the Confederated Bands of Ute Indians, the sum of \$14,710 of said amount for the benefit of the Ute Mountain (formerly Navajo Springs) Band of said Indians in Colorado, and the sum of \$9,540 of said amount for the Uintah, White River, and Uncompahgre Bands of Ute Indians in Utah, which sums shall be charged to said bands, and the Secretary of the Interior is also authorized to withdraw from the Treasury the accrued interest to and including June 30, 1933, on the funds of the said Confederated Bands of Ute Indians appropriated under the Act of March 4, 1913 (37 Stat., p. 934), and to expend or distribute the same for the purpose of administering the property of and promoting self-support among the said Indians, under such regulations as the Secretary of the Interior may prescribe: *Provided, That none of the funds in this paragraph shall be expended on road construction unless preference shall be given to Indians in the employment of labor on all roads constructed from the sums herein appropriated from the funds of the Confederated Bands of Utes*】(acts Mar. 4, 1913, 37 Stat., p. 934, sec. 1; Feb. 17, 1933, 47 Stat., p. 840).

By objects	Obligations			
	Estimate, 1935		Estimate, 1934	
	Posi- tions	Av. salary	Posi- tions	Av. salary
PERSONAL SERVICE, FIELD				
Professional service:				
Grade 1. Junior forester			1	\$2,000
Clerical, administrative, and fiscal service:				
Grade 2. Junior clerk				1, 1,440
Custodial service:				
Grade 7. Farm agent				1, 1,860
Grade 5. Farmer			1	1,740
General mechanic				1, 1,560
Stockman				2, 1,680
Grade 3. Blacksmith				2, 1,440
Laborer			3	1,260
Total permanent, field			5	7,520
Temporary employees, field				2,000
All personal services, field				9,520
Deduct subsistence and quarters furnished				720
				8,800
Deduct legislative reductions				1,128
01 Personal services (net)				7,672
OTHER OBLIGATIONS				
02 Supplies and materials				1,678
05 Communication service				300
06 Travel expenses				300
07 Transportation of things				100
08 Printing, binding, photographing, etc.				
10 Furnishing of heat, light, power, water, and electricity				300
11 Rents				700
12 Repairs and alterations				1,000
13 Special and miscellaneous expenses				100
22 Grants, subsidies, and contributions				300
30 Equipment				2,000
Per capita payments to Indians				8,000
Total other obligations				14,778
Grand total obligations				22,450
Estimated savings and unobligated balances				1,800
Total estimate or appropriation				24,250
Deduct amount transferred from "Miscellaneous trust funds of Indian tribes"				—24,250

Total, general support and administration, annual appropriations, general fund:

Estimate 1935, \$2,141,815

Appropriated 1934, \$2,141,900

ROADS AND BRIDGES

Tribal funds:

【Roads and bridges, Red Lake, Minnesota (tribal funds): For the construction and repair of roads and bridges on the Red Lake Indian Reservation, including the purchase of material, equipment, and supplies, and the employment of labor, \$25,000, to be paid from the funds held by the United States in trust for the Red Lake Band of Chippewa Indians in the State of Minnesota: *Provided, That Indian labor shall be employed as far as practicable*】(U.S.C., title 25, sec. 13; act Feb. 17, 1933, 47 Stat., p. 840).

By objects	Obligations		
	Estimate, 1935	Estimate, 1934	Actual, 1933
32 Structures and parts and nonstructural improvements to land		\$24,000	\$24,007
Estimated savings and unobligated balances		1,000	993
Total estimate or appropriation		25,000	25,000
Deduct amount transferred from "Miscellaneous trust funds of Indian tribes"		—25,000	—25,000

Roads, Indian Reservations—

【For the construction, repair, and maintenance of roads on Indian reservations not eligible to Government aid under the Federal Highway Act, including engineering and supervision and the purchase of material, equipment, supplies, and the employment of Indian labor, \$250,000: *Provided, That where practicable the Secretary of the Interior shall arrange with the local authorities to defray the maintenance expenses of roads constructed hereunder and to cooperate in such construction*】(acts May 26, 1928, 45 Stat., pp. 750-751; Feb. 17, 1933, 47 Stat., p. 840).

Appropriated 1934, \$250,000

By objects	Obligations			
	Estimate, 1935		Estimate, 1934	
	Posi- tions	Av. salary	Posi- tions	Av. salary
PERSONAL SERVICES, FIELD				
Professional service:				
Grade 3. Topographic engineer			1	\$3,500
Associate engineer			1	3,200
Assistant forest engineer			1	2,900
Grade 2. Road supervisor			1	2,600
Grade 1. Logging foreman				0.2, 2,300
Total permanent, field			4	12,200
Deduct lapses and administrative furloughs				10,675
Net permanent, field				1,525
Temporary employees, field				
All personal services, field				1,525
Deduct legislative reductions				226
01 Personal services (net)				1,299
OTHER OBLIGATIONS				
02 Supplies and materials				
06 Travel expenses				501
12 Repairs and alterations				
13 Special and miscellaneous expenses				
30 Equipment				
32 Structures and parts and nonstructural improvements to land				
Total other obligations				501
Grand total obligations				1,800
Estimated savings and unobligated balances				248,200
Total estimate or appropriation				250,000

¹ Includes \$1,000,000 appropriated by Emergency Relief and Construction Act, 1932.

National Industrial Recovery, Interior, Indians—

By objects	Obligations		
	Estimate, 1935	Estimate, 1934	Actual, 1933
Roads, Indian reservations			
32 Structures and parts and nonstructural improvements to land	\$1,000,000	\$3,000,000	
1934 appropriation obligated in 1935	—1,000,000	+1,000,000	
Received by transfer from "Federal Emergency Administration of Public Works"		—4,000,000	
Total estimate or appropriation			

Highway, Gallup-Shiprock, Navajo Reservation, N.Mex.; Repairs and Maintenance (Reimbursable)—

For maintenance and repair of that portion of the Gallup-Shiprock Highway within the Navajo Reservation, New Mexico, including the purchase of machinery, \$20,000, reimbursable: *Provided*, That other than for supervision and engineering only Indian labor shall be employed for such maintenance and repair work (*acts June 7, 1924, 43 Stat., p. 606; Feb. 17, 1933, 47 Stat., p. 840*).

Estimate 1935, **\$20,000**

Appropriated 1934, **\$20,000**

By objects	Obligations		
	Estimate, 1935	Estimate, 1934	Actual, 1933
32 Structures and parts and nonstructural improvements to land.....	\$20,000	\$18,000	\$18,576
Estimated savings and unobligated balances.....		2,000	1,424
Total estimate or appropriation.....	20,000	20,000	20,000

Total, roads and bridges, annual appropriations, general fund:

Estimate 1935, **\$20,000**

Appropriated 1934, **\$270,000**

ANNUITIES AND PER CAPITA PAYMENTS

Fulfilling Treaties with Senecas of New York—

For fulfilling treaties with Senecas of New York: For permanent annuity in lieu of interest on stock (Act of February 19, 1831, 4 Stat., p. 442), \$6,000 (*acts Feb. 19, 1831, 4 Stat., p. 442; Feb. 17, 1933, 47 Stat., p. 841*).

Estimate 1935, **\$6,000**

Appropriated 1934, **\$6,000**

Per capita payments to Indians: Obligations—1935, \$6,000; 1934, \$6,000; 1933, \$5,910 (estimated savings and unobligated balances, \$90).

Fulfilling Treaties with Six Nations of New York—

For fulfilling treaties with Six Nations of New York: For permanent annuity, in clothing and other useful articles (article 6, treaty of November 11, 1794), \$4,500 (*acts Nov. 11, 1794, 7 Stat., p. 46; Feb. 17, 1933, 47 Stat., p. 841*).

Estimate 1935, **\$4,500**

Appropriated 1934, **\$4,500**

	Obligations		
	Estimate, 1935	Estimate, 1934	Actual, 1933
02 Supplies and materials.....	\$2,803	\$2,803	\$2,829
Per capita payments to Indians.....	1,697	1,697	1,662
Total obligations.....	4,500	4,500	4,491
Estimated savings and unobligated balances.....			9
Total estimate or appropriation.....	4,500	4,500	4,500

Fulfilling Treaties with Choctaws, Oklahoma—

For fulfilling treaties with Choctaws, Oklahoma: For permanent annuity (article 2, treaty of November 16, 1805, and article 13, treaty of June 22, 1855), \$3,000; for permanent annuity for support of light horsemen (article 13, treaty of October 18, 1820, and article 13, treaty of June 22, 1855), \$600; for permanent annuity for support of blacksmith (article 6, treaty of October 18, 1820, and article 9, treaty of January 20, 1825, and article 13, treaty of June 22, 1855), \$600; for permanent annuity for education (article 2, treaty of January 20, 1825, and article 13, treaty of June 22, 1855), \$6,000; for permanent annuity for iron and steel (article 9, treaty of January 20, 1825, and article 13, treaty of June 22, 1855), \$320; in all, \$10,520 (*acts Nov. 16, 1805, 7 Stat., p. 93, sec. 2; Oct. 18, 1820, 7 Stat., p. 210, sec. 13; Jan. 20, 1825, 7 Stat., p. 234, sec. 9; June 22, 1855, 11 Stat., p. 614, sec. 13; Feb. 17, 1933, 47 Stat., p. 841*).

Estimate 1935, **\$10,520**

Appropriated 1934, **\$10,520**

52 Payment of amounts fixed in treaties with Indians: Obligations—1935, \$10,520; 1934, \$10,520; 1933, \$10,520.

Fulfilling Treaties with St. Croix Chippewa Indians of Wisconsin—

To carry out the provisions of the Chippewa treaty of September 30, 1854 (10 Stat., p. 1109), **\$10,000 in part** **\$1,000 in final** settlement of the amount, \$141,000, found due and heretofore approved for the Saint Croix Chippewa Indians of Wisconsin, whose names appear on the final roll prepared by the Secretary of the Interior pursuant to Act of August 1, 1914 (38 Stat., pp. 582–605), and contained in House Document Numbered 1663, said sum of **\$10,000** **\$1,000** to be expended in the purchase of land or for the benefit of said Indians by the Commissioner of Indian Affairs: *Provided*, That, in the discretion of the Commissioner of Indian Affairs, the per capita share of any of said Indians under this appropriation may be paid in cash (*acts Sept. 30, 1854, 10 Stat., p. 1109; Aug. 1, 1914, 38 Stat., pp. 582–605; Feb. 14, 1920, 41 Stat., p. 433, sec. 23; Feb. 17, 1933, 47 Stat., p. 841*).

Estimate 1935, **\$1,000**

Appropriated 1934, **\$10,000**

Per capita payments to Indians: Obligations—1935, \$1,000; 1934, \$10,000; 1933, \$10,000.

Total, annuities and per capita payments, annual appropriations, general fund:

Estimate 1935, **\$22,020**

Appropriated 1934, **\$31,020**

MISCELLANEOUS

When, in the judgment of the Secretary of the Interior, it is necessary for accomplishment of the purposes of appropriations herein made for the Indian field service, such appropriations shall be available for purchase of ice, rubber boots for use of employees, for travel expenses of employees on official business, and for the cost of packing, crating, drayage, and transportation of personal effects of employees upon permanent change of station (*U.S.C., title 25, sec. 13; act Feb. 17, 1933, 47 Stat., p. 841*).

The appropriations for education of natives of Alaska and medical relief in Alaska shall be available for the payment of traveling expenses of new appointees from Seattle, Washington, to their posts of duty in Alaska, and of traveling expenses, packing, crating, and transportation (including drayage) of personal effects of employees upon permanent change of station within Alaska, under regulations to be prescribed by the Secretary of the Interior (*act Feb. 17, 1933, 47 Stat., p. 841*).

Total under Indian Service, annual appropriations, general fund:

Estimate 1935, **\$16,285,390**

Appropriated 1934, **\$18,966,545.67**

INDEFINITE APPROPRIATIONS

Interest on Indian Trust Funds—

Indefinite appropriations to pay interest on moneys belonging to various tribes of Indians, as provided by various treaty stipulations and Acts of Congress.

Estimate 1935, **\$600,000**

Appropriated 1934, **\$760,000**

By objects	Obligations		
	Estimate, 1935	Estimate, 1934	Actual, 1933
22 Grants, subsidies, and contributions.....	\$600,000	\$551,000	\$636,595
Estimated savings and unobligated balances.....		209,000	163,405
Total estimate or appropriation.....	600,000	760,000	800,000

Civilization of the Sioux (act Mar. 2, 1889, 25 Stat., p. 895)—

Estimate 1935, **\$190,000**

Appropriated 1934, **\$200,000**

51 Payments of amounts fixed in treaties: Obligations—1935, \$190,000; 1934, \$370,000; 1933, \$257,194.

Total under Indian Service, permanent appropriations, general fund:

Estimate 1935, **\$790,000**

Appropriated 1934, **\$960,000**

Total under Indian Service, general fund:

Estimate 1935, **\$17,075,390**

Appropriated 1934, **\$19,926,545.67**

SPECIAL FUNDS

Annette Islands Reserve, Alaska, Fund from Leases—

Indefinite appropriation of receipts from cannery and fishing leases on Annette Islands Reserve for community purposes for the residents of Annette Islands (U.S.C., title 48, sec. 358).

Estimate 1935, **\$10,000**

Appropriated 1934, **\$15,000**

13 Special and miscellaneous expenses: Obligations—1935, \$10,000; 1934, \$15,000; 1933, \$17,666.

Construction, Operation, and Maintenance of Irrigation Systems—

For construction, operation, and maintenance of irrigation projects on Indian reservations and allotments, \$311,500, payable from collections from water users, as authorized by the Act of August 1, 1914 (U.S.C., title 25, sec. 385), and other Acts relating to Indian irrigation projects (submitted).

Estimate 1935, **\$311,500.**

Total under Indian Service, special funds:

Estimate 1935, **\$321,500**

Appropriated 1934, **\$15,000**

Total under Indian Service, general and special funds:

Estimate 1935, **\$17,396,890**

Appropriated 1934, **\$19,941,545.67**

TRUST FUNDS

Miscellaneous Trust Funds of Indian Tribes—

Indefinite appropriations to pay principal of moneys belonging to various tribes of Indians as provided by treaty stipulations and Acts of Congress.

Estimate 1935, **\$3,500,000**

Appropriated 1934, **\$4,000,000**

By objects	Obligations					
	Estimate, 1935		Estimate, 1934		Actual, 1933	
PERSONAL SERVICES, FIELD	Posi- tions	Av. salary	Posi- tions	Av. salary	Posi- tions	Av. salary
Professional service:						
Grade 3. Physician.....	1	\$3,200	1	\$3,200	1	\$3,200
Grade 2. Physician.....					2	2,950
Forest supervisor.....	1	2,900	1	2,900	2	2,900
Subprofessional service:						
Grade 6. Forest ranger.....					1	2,000
Clerical, administrative, and fiscal service:						
Grade 12. Manager (mill).....	1	4,600	1	4,600	1	4,700
Grade 11. Superintendent.....					1	3,800
Grade 10. Superintendent.....	1	3,500	1	3,500	1	3,500
Grade 9. Superintendent of logging.....	1	3,200	1	3,200	1	3,200
Grade 8. Superintendent.....					1	3,100
Sales manager (mill).....	1	2,900	1	2,900	1	2,900
Superintendent (mill).....	1	2,900	1	2,900	1	2,900
Grade 7. Superintendent (mill).....	1	2,700	1	2,700	1	2,700
Grade 6. Chief clerk.....	1	2,500	1	2,500	1	2,500
Logging foreman.....					1	2,300
Yard foreman.....	1	2,300	1	2,300	1	2,300
Grade 5. Cost keeper.....	1	2,100	1	2,100	1	2,100
Foreman, planing mill.....	1	2,000	1	2,000	1	2,000
Grade 4. Clerk.....	2	1,860	2	1,860	2	1,860
Financial clerk.....	1	1,800	1	1,800	1	1,800
Grade 3. Assistant clerk.....	4	1,650	6	1,670	8.8	1,662
Grade 2. Financial clerk.....	1	1,620	1	1,620	1	1,620
Junior clerk.....	1	1,440	2	1,440	5	1,512
Grade 1. Underclerk.....					0.8	1,320
Custodial service:						
Grade 11. Agricultural extension agent.....					1	2,900
Grade 7. Farm agent.....					1.7	1,860
Scaler.....					2	1,860
Grade 6. Senior forest guard.....					1	1,740
Grade 5. Farmer.....					2.3	1,638
Grade 3. Laborer.....					3	1,200
Grade 1. Assistant.....			2	720	2	720
Ungraded. Judge.....	3	360	3	360	6	300
Total permanent, field.....	24	51,060	29	57,360	56.6	107,411
Temporary employees, field.....		75,000		75,000		72,087
All personal services, field.....		126,060		132,360		179,498
Deduct subsistence and quarters furnished.....		4,360		5,020		7,060
		121,700		127,340		172,438
Deduct legislative reductions.....		12,600		19,855		11,170
01 Personal services (net).....		109,100		107,485		161,268
OTHER OBLIGATIONS						
02 Supplies and materials.....		80,000		100,000		85,716
05 Communication service.....		1,000		1,000		1,059
06 Travel expenses.....		3,000		4,000		4,946
07 Transportation of things.....		3,000		3,000		4,948
08 Printing, binding, photographing, etc.....		300		300		936
09 Advertising and publication of notices.....		800		1,000		720
10 Furnishing of heat, light, power, water, and electricity.....		400		400		1,368
11 Rents.....		500		1,000		512
12 Repairs and alterations.....		20,000		20,000		20,723
13 Special and miscellaneous expenses.....		85,000		115,000		80,269
22 Grants, subsidies, and contributions.....		500		500		803
30 Equipment.....		20,000		25,000		24,505

Miscellaneous Trust Funds of Indian Tribes—Continued.

By objects	Obligations		
	Estimate, 1935	Estimate, 1934	Actual, 1933
OTHER OBLIGATIONS—continued			
31 Land and interest in land.....			\$75,000
32 Structures and parts and nonstructural improvements to land.....	\$5,000	\$10,000	15,298
Per capita payments to Indians.....	1,617,003	1,850,000	2,664,762
Total other obligations.....	1,836,503	2,131,200	2,981,605
Grand total obligations.....	1,945,603	2,238,685	3,142,873
Add amounts transferred to specific appropriations.....	+1,554,397	+1,527,275	+1,172,949
Net total obligations.....	3,500,000	3,765,960	4,315,822
Estimated savings and unobligated balances.....		234,040	1,484,178
Total estimate or appropriation.....	3,500,000	4,000,000	5,800,000

Proceeds of Labor (Sundry Indian Tribes)—

The proceeds of all pasturage and sales of timber, coal or other products of any Indian reservation, except those of the Five Civilized Tribes, and not the result of the labor of any member of such tribe, shall be covered into the Treasury for the benefit of such tribe under such regulations as the Secretary of the Interior shall prescribe.

The Secretary of the Interior is hereby authorized to use the money which has been or may hereafter be covered into the Treasury under the provisions of the Act approved March 3, 1883, * * * for the benefit of the several tribes on whose account said money was covered in, in such way and for such purposes, as in his discretion he may think best (*acts Mar. 3, 1883, 22 Stat., p. 590, sec. 2; Mar. 2, 1887, 24 Stat., p. 463*).

Estimate 1935, **\$250,000**

Appropriated 1934, **\$900,000**

By objects	Obligations		
	Estimate, 1935	Estimate, 1934	Actual, 1933
PERSONAL SERVICES, FIELD			
01 Personal services (net).....	\$45,000	\$30,000	\$20,500
OTHER OBLIGATIONS			
02 Supplies and materials.....	12,000	10,000	6,990
05 Communication service.....	2,000	2,000	1,297
06 Travel expenses.....	2,500	2,500	2,112
07 Transportation of things.....	3,000	2,000	1,463
08 Printing, binding, photographing, etc.....	1,000	1,000	632
09 Advertising and publication of notices.....	1,000	1,000	963
10 Furnishing of heat, light, power, water, and electricity.....	4,000	3,000	2,012
11 Rents.....	200	200	200
12 Repairs and alterations.....	10,000	10,000	7,620
13 Special and miscellaneous expenses.....	45,500	1,000	827
22 Grants, subsidies, and contributions.....	500	500	153
30 Equipment.....	15,000	10,000	5,098
32 Structures and parts and nonstructural improvements to land.....	3,000	3,000	1,168
Total other obligations.....	99,700	46,200	30,535
Grand total obligations.....	144,700	76,200	51,035
Add amounts transferred to specific appropriations.....	+55,300	+395,680	+495,790
Net total obligations.....	200,000	471,880	546,825
Estimated savings and unobligated balances.....	50,000	428,120	753,175
Total estimate or appropriation.....	250,000	900,000	1,300,000

SEC. 810. Disposition of charges arising from licenses.—All proceeds from any Indian reservation shall be placed to the credit of the Indians of such reservation. * * * (*U. S. C., title 16, sec. 810.*) *

* Transferred from Federal Power Commission.

Estimate 1935, **\$15,000**

Appropriated 1934, **\$15,600**

Total under Indian Service, trust funds:

Estimate 1935, **\$3,765,000**

Appropriated 1934, **\$4,915,600**

Total under Indian Service, general, special, and trust funds:

Estimate 1935, **\$21,161,890**

Appropriated 1934, **\$24,857,145.67**

NOTE.—The alternate arrangement of the estimates of appropriations for the Bureau of Indian Affairs for the fiscal year 1935, required to be submitted for the consideration of Congress by the act of March 2, 1933 (Public 410, 72d Cong.), will be submitted in a separate communication.

BUREAU OF RECLAMATION

Reclamation Fund, Special Fund—

The following sums are appropriated out of the special fund in the Treasury of the United States created by the Act of June 17, 1902, and therein designated "the reclamation fund," to be available immediately:

Salaries: For the Commissioner of Reclamation and other personal services in the District of Columbia, **[\$126,700]** *\$86,850* for office expenses in the District of Columbia, **[\$20,000]** *\$15,000*; in all, **[\$146,700]** *\$101,850* (U.S.C., *Supp. VI*, title 43, sec. 378a; act Feb. 17, 1933, 47 Stat., p. 841).

Est. 1935, \$101,850

App. 1934, \$146,700

Administrative provisions and limitations: For all expenditures authorized by the Act of June 17, 1902 (32 Stat., p. 388), and Acts amendatory thereof or supplementary thereto, known as the reclamation law, and all other Acts under which expenditures from said fund are authorized, including not to exceed \$156,000 for personal services and \$15,000 for other expenses in the office of the chief engineer, \$20,000 for telegraph, telephone, and other communication service, \$5,000 for photographing and making photographic prints, \$41,250 for personal services, and \$10,000 for other expenses in the field legal offices; examination of estimates for appropriations in the field; refunds of overcollections and deposits for other purposes; not to exceed \$18,000 for lithographing, engraving, printing, and binding; purchase of ice; purchase of rubber boots for official use by employees; maintenance and operation of horse-drawn and motor-propelled passenger-carrying vehicles; not to exceed \$35,000 for purchase and exchange of horse-drawn and motor-propelled passenger-carrying vehicles; packing, crating, and transportation (including drayage) of personal effects of employees upon permanent change of station, under regulations to be prescribed by the Secretary of the Interior; payment of damages caused to the owners of lands or other private property of any kind by reason of the operations of the United States, its officers or employees, in the survey, construction, operation, or maintenance of irrigation works, and which may be compromised by agreement between the claimant and the Secretary of the Interior, or such officers as he may designate; payment for official telephone service in the field hereafter incurred in case of official telephones installed in private houses when authorized under regulations established by the Secretary of the Interior; not to exceed \$1,000 for expenses, except membership fees, of attendance, when authorized by the Secretary, upon meetings of technical and professional societies required in connection with official work of the bureau; payment of rewards, when specifically authorized by the Secretary of the Interior, for information leading to the apprehension and conviction of persons found guilty of the theft, damage, or destruction of public property: *Provided*, That no part of said appropriations may be used for maintenance of headquarters for the Bureau of Reclamation outside the District of Columbia except for an office for the chief engineer and staff and for certain field officers of the division of reclamation economics: *Provided further*, That the Secretary of the Interior in his administration of the Bureau of Reclamation is authorized to contract for medical attention and service for employees and to make necessary pay-roll deductions agreed to by the employees therefor: *Provided further*, That no part of any sum provided for in this Act for operation and maintenance of any project or division of a project by the Bureau of Reclamation shall be used for the irrigation of any lands within the boundaries of an irrigation district which has contracted with the Bureau of Reclamation and which is in arrears for more than twelve months in the payment of any charges due the United States, and no part of any sum provided for in this Act for such purpose shall be used for the irrigation of any lands which have contracted with the Bureau of Reclamation and which are in arrears for more than twelve months in the payment of any charges due from said lands to the United States (U.S.C., title 16, sec. 810; title 25, sec. 409; title 30, secs. 83, 84, 141, 149, 191; title 43, secs. 371-385, 391-400, 411-423, 423h, 431-449, 461-481, 491-501, 511-513, 521-526, 541-547, 561-570, 581-586, 591-599, 601-609, 621-630, 661-665; U.S.C., *Supp. VI*, title 43, secs. 373a, 397a, 411b, 423, 423a-423g, 424, 424a-424d, 571, 572, 573; acts July 3, 1930, 46 Stat., p. 860; Feb. 14, 1931, 46 Stat., p. 1142; Mar. 3, 1931, 46 Stat., p. 1569; Feb. 17, 1933, 47 Stat., pp. 841-842).

Examination and inspection of projects: For examination of accounts and inspection of the works of various projects and divisions of projects operated and maintained by irrigation districts or water users' associations, and bookkeeping, accounting, clerical, legal, and other expenses incurred in accordance with contract provisions for the repayment of such expenses by the districts or associations, the unexpended balance of the appropriation for this purpose for the fiscal year **[1933]** *1934* is continued available for the same purpose for the fiscal year **[1934]** *1935*;

Operation and maintenance of reserved works: For operation and maintenance of the reserved works of a project or division of a project when irrigation districts, water-users' associations, or Warren Act contractors have contracted to pay in advance but have failed to pay their proportionate share of the cost of such operation and maintenance, to be expended under regulations to be prescribed by the Secretary of the Interior, the unexpended balance of the appropriation for this purpose for the fiscal year **[1933]** *1934* is continued available for the same purpose for the fiscal year **[1934]** *1935*;

Yuma project, Arizona-California: For operation and maintenance, **[\$47,500]** for continuation of construction of drainage, \$19,000; in all, **\$66,500** *\$37,200*: *Provided*, That not to exceed \$25,000 from the power revenues shall be available during the fiscal year **[1934]** *1935* for the operation and maintenance of the commercial system;

Est. 1935, \$37,200

App. 1934, \$66,500

Orland project, California: For operation and maintenance, **[\$35,200]** *\$33,500*;

Est. 1935, \$33,500

App. 1934, \$35,200

Boise project, Idaho: For operation and maintenance, **[Payette division, \$28,300: *Provided*, That the unexpended balance of the appropriation for continuation of construction, Arrowrock division, fiscal year 1933, shall remain available for the same purpose during the fiscal year 1934]** *\$26,100*;

Est. 1935, \$26,100

App. 1934, \$28,300

Minidoka project, Idaho: For operation and maintenance, reserved works, **[\$12,300]** for continuation of construction gravity extension unit, the unexpended balance of the appropriation for this purpose for the fiscal year 1933 is continued available for the fiscal year **[1934]** *\$11,200*: *Provided*, That not to exceed \$50,000 from the power revenues shall be available during the fiscal year **[1934]** *1935* for the operation of the commercial system; and not to exceed **[\$125,000]** *\$100,000* from power revenues shall be available during the fiscal year **[1934]** *1935* for continuation of construction, south side division;

Est. 1935, \$11,200

App. 1934, \$12,300

[Bitter Root project, Montana: For loaning to the Bitter Root irrigation district for necessary construction, betterment, and repair work, \$100,000, as authorized by the Act entitled "An Act for the rehabilitation of the Bitter Root irrigation project, Montana," approved July 3, 1930 (46 Stat., pp. 852, 853);]

App. 1934, \$100,000

[Milk River project, Montana: For continuation of construction, \$14,200;]

App. 1934, \$14,200

[Sun River project, Montana: Of the unexpended balance of the appropriation for continuation of construction for the fiscal year 1932, \$100,000 is reappropriated and made available for the fiscal year 1934 for construction, Greenfields division;]

North Platte project, Nebraska-Wyoming: Not to exceed **[\$120,000]** *\$60,000* from the power revenues shall be available during the fiscal year **[1934]** *1935* for the operation and maintenance of the commercial system;

Rio Grande project, New Mexico-Texas: For operation and maintenance, **[\$305,000: *Provided*, That the unexpended balance of the appropriation for continuation of construction for the fiscal year 1933 shall remain available for the same purposes for the fiscal year 1934]** *\$307,000*;

Est. 1935, \$307,000

App. 1934, \$305,000

Owyhee project, Oregon: For **[continuation of construction, \$1,577,000]** *operation and maintenance, \$9,300*;

Est. 1935, \$9,300

App. 1934, \$1,577,000

Vale project, Oregon: For operation and maintenance, **[\$19,000: *Provided*, That the unexpended balance of the appropriation for the purchase of right of way, fiscal year 1932, shall be available for the same purpose during the fiscal year 1934]** *\$13,900*;

Est. 1935, \$13,900

App. 1934, \$19,000

Klamath project, Oregon-California: For operation and maintenance, **[\$45,500]** \$40,900: *Provided*, That revenues received from the lease of marginal lands, Tule Lake division, shall be available for refunds to the lessees in such cases where it becomes necessary to make refunds because of flooding or other reasons within the terms of such leases: *Provided further*, That \$85,000 of the unexpended balance of the appropriation for continuation of construction, fiscal year 1932, shall be available for continuation of construction during the fiscal year 1934];

Est. 1935, \$40,900

App. 1934, \$45,500

[Salt Lake Basin project, Utah, second division: The unexpended balance of the appropriation for the fiscal year 1933 shall remain available for the same purposes for the fiscal year 1934, the proviso to said original appropriation for said second division being hereby amended so as to read as follows: "*Provided*, That no part of this sum shall be available for construction work until a contract or contracts shall be made as required by the reclamation laws with an irrigation district or districts or water users' association or associations for the payment to the United States of the cost of such second division";]

Yakima project, Washington: For operation and maintenance, **[\$265,000]** for continuation of construction, \$355,000; in all, **[\$620,000]** \$246,400: *Provided*, That not to exceed **[\$40,000]** \$25,000 from power revenues shall be available during the fiscal year **[1934]** 1935 for operation and maintenance of the power system;

Est. 1935, \$246,400

App. 1934, \$620,000

[Yakima project (Kittitas division), Washington: The unexpended balance of the appropriation for continuation of construction for the fiscal year 1933 shall remain available during the fiscal year 1934;]

Riverton project, Wyoming: For operation and maintenance, **[\$21,000]** \$23,300: *Provided*, That not to exceed **[\$20,000]** \$25,000 from the power revenues shall be available during the fiscal year **[1934]** 1935 for the operation and maintenance of the commercial system;

Est. 1935, \$23,300

App. 1934, \$21,000

Shoshone project, Wyoming: For operation and maintenance, Willwood division, **[\$12,300]** \$12,100: *Provided*, That the unexpended balance of the appropriation for construction, Willwood division, for the fiscal year 1933, shall remain available for the same purposes for the fiscal year 1934: *Provided further*, That not to exceed \$25,000 from power revenues shall be available during the fiscal year **[1934]** 1935 for the operation and maintenance of the commercial system;

Est. 1935, \$12,100

App. 1934, \$12,300

Secondary and economic investigations: For cooperative and general investigations, including investigations necessary to determine the economic conditions and financial feasibility of projects and investigations and other activities relating to the reorganization, settlement of lands, and financial adjustments of existing projects, including examination of soils, classification of land, land-settlement activities, including advertising in newspapers and other publications, and obtaining general economic and settlement data, not to exceed \$50,000 of the unexpended [balances of the appropriations] balance of the appropriation for these purposes for the fiscal year **[1933]** 1934 shall remain available for the same purposes for the fiscal year **[1934]** 1935: *Provided*, That the expenditures from this appropriation for any reclamation project shall be considered as supplementary to the appropriation for that project and shall be accounted for and returned to the reclamation fund as other expenditures under the Reclamation Act: *Provided further*, That the expenditure of any sums from this appropriation for investigations of any nature requested by States, municipalities, or other interests shall be upon the basis of the State, municipality, or other interest advancing at least 50 per centum of the estimated cost of such investigation;

Giving information to settlers: For the purpose of giving information and advice to settlers on reclamation projects in the selection of lands, equipment, and livestock, the preparation of land for irrigation, the selection of crops, methods of irrigation and agricultural practice, and general farm management, the cost of which shall be charged to the general reclamation fund and shall not be charged as a part of the construction or operation and maintenance cost payable by the water users under the projects, not to exceed \$10,000 of the unexpended balance of the appropriation for this purpose for the fiscal year **[1933]** 1934 is continued available for the same purpose for the fiscal year **[1934]** 1935;

Limitation of expenditures: Under the provisions of this Act no greater sum shall be expended, nor shall the United States be obligated to expend during the fiscal year **[1934]** 1935, on any reclamation project appropriated for herein, an amount in excess of the sum herein appropriated therefor, nor shall the whole expenditures or obligations incurred for all of such projects for the fiscal year **[1934]** 1935 exceed the whole amount in the "reclamation fund" for the fiscal year;

Interchange of appropriations: Ten per centum of the foregoing amounts shall be available interchangeably for expenditures on the reclamation projects named; but not more than 10 per centum shall be added to the amount appropriated for any one of said projects, except that should existing works or the water supply for lands under cultivation be endangered by floods or other unusual conditions an amount sufficient to make necessary emergency repairs shall become available for expenditure by further transfer of appropriation from any of said projects upon approval of the Secretary of the Interior;

By objects	Obligations					
	Estimate, 1935		Estimate, 1934		Actual, 1933	
	Posi- tions	Av. salary	Posi- tions	Av. salary	Posi- tions	Av. salary
PERSONAL SERVICES, DEPARTMENTAL						
Professional service:						
Grade 9. Commissioner of Reclamation	1	\$10,000	1	\$10,000	1	\$10,000
Grade 7. Chief attorney			1	7,500	1	7,500
Grade 6. Senior engineer	1	5,600	1	5,600	1	5,600
Chief economic analyst					1	5,600
Grade 5. Senior attorney			2	4,900	2	4,900
Senior economic analyst	1	4,800	1	4,800	1	4,800
Grade 3. Associate engineer	1	3,200	1	3,200	1	3,200
Grade 2. Assistant engineer	2	2,950	2	2,950	2	2,950
Subprofessional service:						
Grade 7. Principal engineering draftsman	1	2,700	1	2,700	1	2,700
Grade 6. Senior engineering draftsman	2	2,150	2	2,150	2	2,150
Senior scientific illustrator					1	2,500
Grade 3. Junior engineering draftsman	1	1,560	1	1,560	1	1,560
Grade 2. Apprentice engineering draftsman	1	1,260	1	1,260	1	1,260
Clerical, administrative, and fiscal service:						
Grade 13. Executive accountant	1	5,600	1	5,600	1	5,600
Grade 11. Assistant chief accountant	1	3,800	1	3,800	1	3,800
Grade 10. Junior administrative officer	2	3,800	2	3,800	2	3,800
Grade 9. Accountant and auditor	1	3,400	1	3,400	1	3,400
Grade 8. Associate accountant	1	2,900	1	2,900	1	2,900
Grade 7. Chief photographer	1	2,800	1	2,800	1	2,800
Principal clerk	1	2,600	1	2,600	1	2,600
Assistant accountant	1	2,600	1	2,600	1	2,600
Grade 6. Principal clerk	3	2,667	4	2,625	4	2,625
Grade 5. Senior clerk	3	2,267	3	2,267	3	2,267
Grade 4. Principal stenographer	2	2,100	2	2,100	2	2,100
Clerk stenographer	2	1,950	2	1,950	2	1,950
Clerk	3	1,960	4	1,935	4	1,935
Photographer	1	1,800	1	1,800	1	1,800
Grade 3. Senior stenographer	4	1,785	4	1,785	4	1,785
Assistant clerk-stenographer	1	1,740	1	1,740	1	1,740
Junior clerk	1	1,680	1	1,680	1	1,680
Grade 2. Junior clerk	2	1,530	2	1,530	2	1,530
Grade 1. Junior typist	1	1,380	1	1,380	1	1,380
Underoperator, office devices	1	1,260	1	1,260	1	1,260
Crafts and custodial service:						
Grade 3. Messenger	3	1,300	3	1,300	3	1,300
Total permanent, departmental	47	121,360	52	143,020	54	151,120
Deduct lapses and administrative furlough				1,705		7,558
Net permanent, departmental		121,360		141,315		143,562
Temporary employees, departmental						369
All personal services, departmental		121,360		141,315		143,931
Less amount charged to Boulder Canyon project and National Industrial Recovery allotments		24,860		31,315		27,449
Net amount all personal services, departmental, charged to reclamation fund		96,500		110,000		116,482
PERSONAL SERVICES, FIELD						
Professional service:						
Grade 8. Chief engineer	0.1	9,000	0.1	9,000	0.5	9,000
Assistant chief engineer	0.1	8,000	0.1	8,000	0.5	8,000
Chief designing engineer	0.1	8,000	0.1	8,000	0.5	8,000
Grade 7. Chief electrical engineer	0.1	7,500	0.1	7,500	0.5	7,500
Construction engineer	0.1	6,500	0.1	6,500	1	7,500
Assistant chief designing engineer	0.1	7,000	0.1	7,000	0.5	7,000
Senior engineer, dams	0.1	7,000	0.1	7,000	0.5	7,000
Grade 6. Senior engineer, hydraulic	0.2	6,200	0.2	6,200	0.5	6,200
Senior engineer, mechanical	0.1	6,000	0.1	6,000	0.5	6,000
Senior engineer, canals	0.2	5,800	0.5	5,800	1	5,800
Engineer	1	5,600	2	5,600	1.5	5,060
Grade 5. District counsel	2	5,130	2	5,130	4.3	5,130
Senior engineer, electrical	0.2	5,000	0.2	5,000	0.5	5,000
Engineer, mechanical	0.2	4,800	0.2	4,800	0.5	4,800
Project superintendent	5.2	4,800	6.3	4,800	8	4,800
Construction engineer			0.3	4,800	1	4,800
Senior engineer	1	4,600	1	4,600	3	4,600
Engineer	1	4,800	2	4,800	1.5	4,800
Grade 4. Project superintendent	4.3	4,000	3.8	4,060	5	4,040
Engineer	1	3,500	1.3	3,800	6	3,800
Reclamation economist	1	3,800	1	3,800		

Reclamation Fund, Special Fund—Continued.

By objects	Obligations					
	Estimate, 1935		Estimate, 1934		Actual, 1933	
	Posi- tions	Av. salary	Posi- tions	Av. salary	Posi- tions	Av. salary
PERSONAL SERVICES, FIELD—continued						
Professional service—Continued.						
Grade 3. Project superintendent.....	1	\$3,600	1	\$3,600	1	\$3,600
Associate attorney.....	0.5	3,400	0.5	3,400	1	3,400
Superintendent of construction.....	0.8	3,100	1.1	3,200	2	3,200
Associate engineer.....	4.1	3,420	6.7	3,370	14.1	3,377
Grade 2. Associate engineer.....	2.1	2,910	2.3	2,920	4	2,975
Assistant engineer.....	8	2,780	10	2,790	10.5	2,786
Grade 1. Assistant engineer.....	3.9	2,490	5.6	2,475	15	2,456
Assistant geologist.....					0.5	2,600
Junior engineer.....	4.6	2,130	6	2,100	15.7	2,073
Subprofessional service:						
Grade 8. Chief engineering draftsman.....	0.1	3,500	0.2	3,500	0.5	3,500
Grade 7. Chief of field party.....	2.8	2,300	2.9	2,300	4.6	2,357
Hydrographer.....	1	2,500	1	2,500	1	2,500
Grade 6. Senior engineering draftsman.....	0.8	2,300	1.1	2,430	3	2,500
Engineering draftsman.....	1.2	2,083	1.5	2,167	2.5	2,238
Hydrographer.....	1	2,200	1	2,200	1	2,200
Instrumentman.....	4	2,040	6.7	2,030	10.8	2,034
Grade 5. Engineering draftsman.....	2.8	1,860	3.1	1,860	3.5	1,851
Inspector.....			0.3	1,933	4.8	1,940
Grade 4. Transitman.....	2	1,800	3.3	1,810	6.8	1,809
Recorder of surveys.....					1	1,800
Inspector.....					0.3	1,740
Assistant engineering draftsman.....	0.8	1,755	1.1	1,800	2.5	1,692
Grade 3. Level man.....			0.5	1,480	4.3	1,705
Inspector.....			0.1	1,440	0.8	1,560
Junior engineering draftsman.....	1	1,440	0.2	1,440	1	1,440
Blueprint and photostat operator.....						
Clerical, administrative, and fiscal service:			0.1	1,440	1	1,440
Grade 11. Project superintendent.....	1	3,800	1	3,800	1	3,800
Chief clerk.....	0.2	4,000	0.2	4,000	0.5	4,000
Grade 10. Field representative.....	1	3,500	1	3,500	1	3,500
Grade 9. Irrigation manager.....	1	3,300	1	3,300	1	3,300
Chief clerk.....	1	3,200	1	3,200	1	3,200
Principal clerk.....	0.2	3,200	0.2	3,200	0.5	3,200
Grade 8. Chief clerk.....	2.6	3,035	2.6	3,035	4	3,075
Purchasing agent.....	0.2	3,300	0.2	3,300	0.5	3,300
Principal clerk.....	0.2	3,100	0.2	3,100	0.5	3,100
Grade 7. Chief clerk.....	5	2,900	6.3	2,900	8	2,937
Principal clerk.....	0.2	2,800	0.5	2,809	1	2,800
Grade 6. Chief clerk.....	2.2	2,409	2.4	2,417	2.2	2,409
Principal clerk.....	5.6	2,727	7.1	2,700	10.5	2,667
Grade 5. Senior clerk.....	10.8	2,285	11.8	2,300	14.2	2,294
Grade 4. Clerk.....	8.9	1,923	10.2	1,930	13.5	1,921
Grade 3. Assistant clerk.....	8.3	1,736	8.8	1,725	11.6	1,734
Storekeeper.....	2.4	1,800	2.4	1,800	3	1,800
Senior stenographer.....	0.5	1,740	0.5	1,740	1	1,740
Cost keeper.....	0.3	1,620	0.6	1,620	0.1	1,620
Grade 2. Junior clerk.....	3	1,540	3.1	1,537	4.3	1,527
Recorder, water records.....	2	1,680	2	1,680	2	1,680
Storekeeper.....	1.8	1,633	1.8	1,633	1.9	1,500
Assistant storekeeper.....	0.6	1,680	0.6	1,680	1	1,680
Timekeeper.....	1	1,440	0.5	1,440	1	1,440
Grade 1. Underclerk.....					0.7	1,320
Recorder, water records.....	5	1,176	6	1,200	6.1	1,219
Telephone operator.....	1	1,320	1	1,320	1.1	1,320
Crafts and custodial service:						
Grade 9. Master mechanic.....	0.8	2,900	1.3	2,708	2	2,650
General foreman.....	2	2,500	2	2,500	2	2,500
Power-house foreman.....	1	2,700	1	2,700	1	2,700
Grade 8. General foreman.....	3	2,400	3	2,400	3	2,400
Shop foreman.....	0.8	2,400	0.8	2,400	1	2,400
Power-house foreman.....	5	2,296	5	2,296	4.8	2,292
Foreman, pump station.....	1	2,200	1	2,200	1	2,200
Foreman.....	4	2,125	4	2,125	3.7	2,170
Electrician.....	1	2,500	1	2,500	1	2,500
Reservoir superintendent.....	4	2,275	4	2,275	3.8	2,290
Water master.....	5	2,330	6	2,342	7	2,350
Machinist.....	3	2,073	3	2,073	4	2,110
Grade 7. Water master.....	3	2,113	3.5	2,120	4	2,125
Lineman and auto.....	1	2,280	1	2,280	1	2,280
Reservoir superintendent.....	3	1,920	3	1,920	3	1,920
Dragline operator.....	1	2,100	1	2,100	1	2,100
Foreman.....	2.2	2,040	2.2	2,040	2.9	2,040
Ditch rider and auto.....	15	2,100	15	2,100	15	2,100
Garage man.....	4	1,995	4	1,995	4	1,970
Power-house foreman.....	1	1,920	1	1,920	1	1,920
Grade 6. Assistant water master.....	1	1,740	1.5	1,760	2	1,770
Ditch rider and auto.....	15	1,840	15	1,840	13.7	1,840
Ditch rider and 2 horses.....					2	1,890
Gate tender and auto.....	4	1,720	3.9	1,720	3	1,720
Foreman.....	2	1,860	2	1,860	2	1,860
Operator, dragline.....	1	1,800	1	1,800	1	1,800
Operator, ditch cleaner.....	3	1,800	3	1,800	3	1,800
Operator, pump station.....	1	1,800	1	1,800	1	1,800
Electrical assistant.....	1	1,800	1	1,800	1	1,800
Garage man.....	1	1,800	1	1,800	1	1,800
Lineman.....	3	1,780	3	1,780	3	1,780
Grade 5. Subforeman and auto.....	1	1,680	1	1,680	1	1,810
Ditch rider and auto.....	37	1,731	37	1,731	38	1,773
Ditch rider and 2 horses.....	5	1,670	5	1,670	4	1,700
Ditch rider and 1 horse.....	5	1,480	5	1,480	6	1,590
Gate tender.....	6	1,660	7	1,642	7.5	1,622
Foreman.....	1	1,620	1	1,620	1	1,620
Subforeman.....	3	1,433	3	1,433	3	1,433
Power-house operator.....	15	1,644	15	1,644	15	1,644
Garage man.....	2	1,590	2.5	1,584	3	1,580

Reclamation Fund, Special Fund—Continued.

By objects	Obligations					
	Estimate, 1935		Estimate, 1934		Actual, 1933	
	Posi- tions	Av. salary	Posi- tions	Av. salary	Posi- tions	Av. salary
PERSONAL SERVICES, FIELD—continued						
Crafts and custodial service—Continued.						
Grade 4. Senior laborer.....	1	\$1,600	1	\$1,600	1	\$1,600
Ditch rider.....	5.1	1,513	5.1	1,513	5.1	1,513
Gate tender.....	3	1,560	3	1,560	3	1,560
Caretaker.....	1	1,500	1	1,500	3	1,500
Junior power-house operator.....	3	1,480	3	1,480	3	1,480
Motor-truck driver.....	2	1,500	2	1,500	2	1,500
Janitor.....	1	1,440	1	1,440	1	1,440
Grade 3. Drag-line oiler.....	2	1,280	2	1,280	2	1,280
Gate tender.....	5	1,320	5	1,320	5	1,320
Camp man.....	1	1,320	1	1,320	1	1,320
Janitor.....	1	1,260	1	1,260	1	1,260
Patrolman.....	1	1,200	1	1,200	1	1,200
Senior laborer.....	2	1,161	2	1,161	1.5	1,190
Messenger.....	0.2	1,080	0.2	1,080	0.5	1,080
Total permanent, field.....	322.7	679,360	346.9	764,980	449.2	1,038,620
Deduct lapses and administrative furlough.....				250		4,543
Net permanent, field.....		679,360		764,730		1,034,077
Temporary employees, field.....		511,640		595,470		738,012
All personal services, field.....		1,191,000		1,360,000		1,772,089
Total, departmental and field.....		1,287,500		1,470,000		1,888,571
Deduct subsistence and quarters furnished.....		40,000		50,000		74,637
		1,247,500		1,420,000		1,813,934
Deduct legislative reductions.....		128,750		220,000		178,526
Total cash-paid salaries and wages.....		1,118,750		1,200,000		1,635,408
Deduct amount included in objects below.....		545,000		495,000		701,952
01 Personal services (net).....		573,750		705,000		933,456
OTHER OBLIGATIONS						
02 Supplies and materials.....		129,000		134,000		301,045
03 Subsistence and support of persons.....		4,300		3,800		4,945
04 Subsistence and care of animals.....		800		3,400		4,490
05 Communication service.....		20,000		20,000		16,507
06 Travel expenses.....		22,000		31,000		23,479
07 Transportation of things.....		57,000		65,000		182,235
08 Printing, engraving, lithographing, binding, and photographing.....		23,000		23,000		12,700
09 Advertising and publication of notices.....		200		500		157
10 Furnishing of heat, light, power, water, and electricity.....		15,000		15,700		14,210
11 Rents.....		7,500		11,600		12,677
12 Repairs and alterations.....		733,000		700,200		671,426
13 Special and miscellaneous current expenses.....		6,200		11,500		14,344
30 Equipment.....		42,000		45,800		31,679
31 Lands and interests in land.....		1,000		32,800		9,695
32 Structures and parts and nonstructural improvements to land.....		106,000		550,000		2,014,305
53 Refunds, awards, and indemnities.....				2,700		2,893
Total other obligations.....		1,038,250		1,651,000		3,316,847
Grand total obligations.....		1,740,750		2,356,000		4,250,303
1934 appropriation obligated in 1933.....				+123,981		-123,981
Received by transfer from Panama Canal (Madden Dam).....						-24,761
Transferred to Department of Interior, "Contingent expenses".....		+12,000		+12,000		+12,000
Net total obligations.....		1,752,750		2,491,981		4,113,561
Unexpended balance of prior years' appropriations available for 1933.....						-2,816,393
Unexpended balances of 1932 appropriation made available for 1934.....				-207,000		
Unexpended balances of 1933 appropriation made available for 1934.....				-1,277,107		+1,277,107
Unexpended balances of 1934 appropriation to be made available for 1935.....		-156,155		+156,155		
Power and other revenues appropriated and to be appropriated.....		-310,000		-406,000		-376,000
Funds advanced and to be advanced.....		-515,000		-578,346		-664,489
Estimated savings and unobligated balances.....		91,155		2,823,317		908,167
Total estimate or appropriation.....		862,750		3,003,000		2,441,953

National Industrial Recovery, Interior, Reclamation—

By objects	Obligations		
	Estimate, 1935	Estimate, 1934	Actual, 1933
PERSONAL SERVICES, DEPARTMENTAL			
Total personal services, departmental (classified by grades in consolidated statement for personal services, departmental).....	\$13,360	\$12,400	

National Industrial Recovery, Interior, Reclamation—Continued.

By objects	Obligations			
	Estimate, 1935	Estimate, 1934	Actual, 1933	
PERSONAL SERVICES, FIELD	Posi- Av. tions salary	Posi- Av. tions salary	Posi- tions	Av. salary
Professional service:				
Grade 8. Chief engineer	0.5 \$9,000	0.5 \$9,000		
Assistant chief engineer	0.4 8,000	0.4 8,000		
Chief designing engineer	0.5 8,000	0.5 8,000		
Grade 7. Chief electrical engineer	0.2 7,500	0.2 7,500		
Construction engineer	1 7,500	1 7,500		
Assistant chief designing engineer	0.6 7,000	0.5 7,000		
Senior engineer—dams	0.8 7,000	0.7 7,000		
Construction engineer	1 6,500	1 6,500		
Grade 6. Senior engineer, hydraulic	0.7 6,200	0.6 6,200		
Senior engineer, mechanical	0.5 6,000	0.4 6,000		
Senior engineer, canals	0.7 5,800	0.4 5,800		
Senior engineer, research	0.3 5,800	0.3 5,800		
Senior engineer	1 5,600			
Grade 5. District counsel	1.3 5,200	1.3 5,200		
Senior engineer, electrical	0.3 5,000	0.2 5,000		
Engineer	0.6 5,000	0.7 5,000		
Engineer, mechanical	0.4 4,800	0.4 4,800		
Construction engineer	4.4 4,800	2.5 4,800		
Project superintendent	0.7 4,800	0.7 4,800		
Senior engineer	3.5 4,600	3.4 4,600		
Project superintendent	0.8 4,600	0.7 4,600		
Grade 4. Project superintendent	0.7 4,100	0.7 4,100		
Engineer	9.6 3,800	6.7 3,800		
Grade 3. Engineer	6.2 3,800	4.5 3,500		
Associate attorney	0.5 3,400	0.5 3,400		
Associate engineer	8.3 3,264	6.8 3,272		
Grade 2. Assistant engineer	11.4 2,700	5.5 2,700		
Grade 1. Assistant engineer	18.6 2,523	10.2 2,452		
Junior engineer	50.5 2,120	28.1 2,112		
Sub professional service:				
Grade 8. Chief engineering draftsman	0.5 3,500	0.4 3,500		
Principal engineering draftsman	3.2 2,600	1 2,600		
Grade 7. Principal engineering draftsman	1 2,400	0.2 2,400		
Chief of field party	1.2 2,300	1.2 2,300		
Grade 6. Senior engineering draftsman	3.3 2,300	3 2,300		
Instrument man	5.8 2,000	3.9 2,000		
Grade 5. Engineering draftsman	1.4 1,800	1.4 1,800		
Inspector	2.1 2,000	2.1 2,000		
Grade 4. Transit man	3.3 1,800	4.6 1,800		
Assistant engineering draftsman	1.2 1,800	1.2 1,800		
Levelman	2.9 1,692	4.3 1,723		
Grade 3. Inspector	0.7 1,440	0.3 1,440		
Junior engineering draftsman	0.8 1,440	0.4 1,440		
Blueprint and photostat operator	0.8 1,440	0.4 1,440		
Clerical administrative and fiscal service:				
Grade 11. Chief clerk	0.5 4,000	0.5 4,000		
Grade 9. Principal clerk	0.5 3,200	0.5 3,200		
Grade 8. Purchasing agent	0.3 3,300	0.3 3,300		
Principal clerk	0.7 3,100	0.7 3,100		
Chief clerk	1.4 3,150	1.4 3,150		
Grade 7. Principal clerk	0.7 2,800	0.3 2,800		
Chief clerk	2.7 2,911	2.7 2,911		
Grade 6. Principal clerk	0.2 2,600	0.2 2,600		
Chief clerk	0.6 2,500	0.6 2,500		
Senior transportation, rate, and traffic clerk	0.7 2,600	0.6 2,600		
Principal clerk	2.4 2,700	2.4 2,700		
Grade 5. Senior clerk	1.2 2,142	1.1 2,118		
Grade 4. Clerk	8.9 1,923	2.9 1,931		
Grade 3. Assistant clerk	3.1 1,908	1.6 1,841		
Storekeeper	0.6 1,800	0.6 1,800		
Senior stenographer	0.5 1,740	0.5 1,740		
Costkeeper	0.4 1,620	0.4 1,620		
Grade 2. Junior clerk	2.7 1,555	1.8 1,520		
Storekeeper's assistant	0.4 1,680	0.4 1,680		
Storekeeper	0.1 1,800	0.1 1,800		
Crafts and custodial service:				
Grade 9. Master mechanic	0.2 2,900	0.2 2,900		
Grade 8. Machinist	1 2,040	1 2,040		
Shop foreman	0.2 2,400	0.1 2,400		
Grade 7. Foreman	0.7 2,040	0.7 2,040		
Grade 2. Messenger	0.5 1,080	0.3 1,080		
Total permanent positions, field	190	128.5		
Temporary employees, field	526,442	362,398		
All personal services, field	1,779,000	1,291,000		
	2,305,442	1,665,798		
Total, departmental and field	2,318,802	1,665,798		
Deduct subsistence and quarters furnished	90,000	75,000		
Total cash paid salaries and wages	2,228,802	1,590,798		
Deduct amount included in objects below	1,728,802	1,190,798		
01 Personal services (net)	500,000	400,000		
OTHER OBLIGATIONS				
02 Supplies and materials	620,000	890,000		
03 Subsistence and support of persons	5,800	10,000		
04 Storage and care of vehicles	2,700	4,900		
05 Communication service	16,000	20,700		
06 Travel expense	23,000	32,000		
07 Transportation of things	900,000	1,000,000		
08 Printing, binding, lithographing, etc.	14,000	14,500		
09 Advertising and publication of notices	900	1,800		

National Industrial Recovery, Interior, Reclamation—Continued.

By objects	Obligations		
	Estimate, 1935	Estimate, 1934	Actual, 1933
OTHER OBLIGATIONS—continued			
10 Furnishing of heat, light, power, and water	\$140,000	\$140,000	
11 Rents	14,500	14,000	
12 Repairs and alterations	27,000	31,000	
30 Plant and equipment	43,000	67,000	
31 Lands and interest in land	180,000	340,000	
32 Other structures	10,031,600	33,087,600	
53 Refunds, awards, and indemnities	4,500	4,500	
Total other obligations	12,023,000	35,658,000	
Grand total obligations	12,523,000	36,058,000	
Estimated savings and unobligated balances		314,000	
1934 appropriation obligated in 1935	-12,523,000	+12,523,000	
Received by transfer from "Federal Emergency Administration of Public Works"		-48,895,000	
Total estimate or appropriation			

Total from reclamation fund, **[\$3,003,000] \$862,750.**

Total under Bureau of Reclamation, special fund:

Estimate 1935, **\$862,750**Appropriated 1934, **\$3,003,000**

Colorado River Front Work and Levee System—

To defray the cost of operating and maintaining the Colorado River front work and levee system adjacent to the Yuma Federal irrigation project in Arizona and California, subject only to section 4 of the Act entitled "An Act authorizing the construction, repair, and preservation of certain public works on rivers and harbors, and for other purposes," approved January 21, 1927 (44 Stat., p. 1010), **[\$48,000 to be immediately available, together with] the unexpended balance of the appropriation for the fiscal year [1933] 1934 is continued available for the same purpose for the fiscal year 1935 (acts Mar. 3, 1925, 43 Stat., p. 1186; July 3, 1926, 44 Stat., pp. 856, 857; Jan. 21, 1927, 44 Stat., p. 1010; Feb. 17, 1933, 47 Stat., p. 845).**

Appropriated 1934, **\$48,000**

By objects	Obligations		
	Estimate, 1935	Estimate, 1934	Actual, 1933
PERSONAL SERVICES, FIELD			
Temporary employees, field	\$20,000	\$22,000	\$25,939
Deduct subsistence and quarters furnished	100	100	98
Deduct legislative reductions	19,900	21,900	25,841
	2,000	2,793	1,759
Total cash paid salaries and wages	17,900	19,107	24,082
Deduct amount included in objects below	15,900	17,107	22,373
01 Personal services (net)	2,000	2,000	1,709
OTHER OBLIGATIONS			
02 Supplies and materials	5,000	5,000	3,400
05 Communication service	200	200	166
06 Travel expenses			47
07 Transportation of things	6,000	6,000	6,074
10 Furnishing of heat, light, power, water, and electricity	800	800	354
12 Repairs and alterations	21,000	26,600	35,302
30 Equipment	9,300	10,000	9,086
Total other obligations	42,300	48,600	54,429
Grand total obligations	44,300	50,600	56,138
Unexpended balance 1933 appropriation made available for 1934		-50,442	+50,442
Unexpended balance of 1934 appropriation to be available for 1935	-46,300	+46,300	
Unexpended balances 1931 and 1932 appropriations made available for 1933			-108,340
Net total obligations	-2,000	+46,458	-1,760
Estimated savings and unobligated balances	+2,000	1,542	1,760
Total estimate or appropriation		48,000	

Advances to Colorado River Dam Fund, Boulder Canyon Project—

Boulder Canyon project: For the continuation of construction of the Hoover Dam and incidental works in the main stream of the Colorado River at Black Canyon, to create a storage reservoir, and of a complete plant and incidental structures suitable for the fullest economic development of electrical energy from the water discharged from such reservoir; to acquire by proceedings in eminent domain or otherwise, all lands, rights of way, and other property necessary for such purposes; and for incidental operations, as authorized by the Boulder Canyon Project Act, approved December 21, 1928 (U.S.C., Supp. V, title 43, ch. 12A): \$8,000,000, to be immediately available and to remain available until advanced to the Colorado River Dam fund, which amount shall be available for personal services in the District of Columbia and for all other objects of expenditure that are specified for projects included in this Act under the caption "Bureau of Reclamation" without regard to the limitations of amounts therein set forth: *Provided*, That of this fund not to exceed \$18,000 shall be available for the erection, operation, and maintenance of necessary school buildings and appurtenances on the Boulder Canyon project Federal reservation, and for the purchase and repair of required desks, furnishings, including maps, globes, stationery, books, schoolroom equipment, and other suitable facilities: *Provided further*, That of this fund not to exceed \$50,000, reimbursable, shall be available for investigation and reports as authorized by section 15 of the Boulder Canyon Project Act: *Provided further*, That No part of any appropriation in this Act for the Bureau of Reclamation shall be used for investigations to determine the economic and/or financial feasibility of any new reclamation project (U.S.C., Supp. VI, title 43, ch. 12A; acts July 3, 1930, 46 Stat., p. 880; Feb. 17, 1933, 47 Stat., p. 845).

Appropriated 1934, \$8,000,000

By objects	Obligations			
	Estimate, 1935		Estimate, 1934	
	Posi- tions	Av. salary	Posi- tions	Av. salary
PERSONAL SERVICES, DEPARTMENTAL				
Total personal services, departmental (classified by grades in consolidated statement for personal services, departmental)			\$3,615	\$27,449
PERSONAL SERVICES, FIELD				
Professional service:				
Grade 8. Chief engineer	0.1	9,000	0.5	9,000
Assistant chief engineer	0.1	8,000	0.5	8,000
Chief designing engineer	0.1	8,000	0.5	8,000
Grade 7. Construction engineer	0.2	7,500	1	7,500
Chief electrical engineer	0.1	7,500	0.5	7,500
Assistant chief designing engineer	0.1	7,000	0.5	7,000
Grade 6. Senior engineer, dams	0.1	7,000	0.5	7,000
Senior engineer, hydraulic	0.1	6,200	0.5	6,200
Senior engineer, mechanical	0.1	6,000	0.5	6,000
Senior engineer, research	0.2	5,800	1	5,800
Senior engineer, canals	0.2	5,600	0.5	5,800
Senior engineer, investigations	0.3	5,600	2	5,600
Grade 5. Senior engineer, electrical	0.1	5,000	0.5	5,000
Engineer, mechanical	0.1	4,800	0.5	4,800
Senior engineer	1.5	4,689	8.9	4,645
Engineer	0.2	4,760	1	5,200
District counsel	0.1	4,600	0.5	4,600
Grade 4. Engineer	1.5	3,800	9	3,820
Grade 3. Engineer	2.5	3,510	16	3,512
Associate engineer	2	3,230	12	3,220
Grade 2. Associate engineer	0.2	3,200	1	3,200
Associate geologist	1.2	2,900	7.1	2,900
Assistant engineer	0.1	2,983	0.9	2,600
Grade 1. Assistant engineer	4.5	2,633	26.5	2,639
Junior engineer	2.7	2,366	16.2	2,272
Clerical, administrative, and fiscal service:	10.4	2,121	62.7	2,024
Grade 12. City manager	0.2	5,000	0.1	5,000
Grade 11. Chief clerk	0.1	4,000	0.5	4,000
Grade 9. Chief clerk	0.2	3,500	1	3,500
Principal clerk	0.1	3,200	0.5	3,200
Purchasing agent	0.1	3,300	0.5	3,300
Grade 8. Principal clerk	0.1	2,940	0.5	3,100
Principal clerk	0.1	2,800	1	2,800
Grade 7. Principal clerk	0.4	2,800	2.8	2,767
Senior clerk	0.3	2,580	2	2,550
Grade 6. Principal clerk	0.1	2,600	0.5	2,600
Senior transportation rate and traffic clerk	0.5	2,533	3	2,533
Grade 5. Senior clerk	1	2,230	6	2,209
Grade 4. Clerk	1	1,812	6	1,825
Storekeeper	0.3	1,920	2	1,920
Assistant clerk	0.2	1,800	1	1,800
Grade 3. Assistant clerk	1.2	1,767	7.4	1,672
Grade 2. Junior clerk	0.2	1,440	1	1,440
Subprofessional service:				
Grade 8. Chief engineering draftsman	0.1	3,500	0.5	3,500
Principal engineering draftsman	0.1	2,600		

Advances to Colorado River Dam Fund, Boulder Canyon Project—Continued.

By objects	Obligations			
	Estimate, 1935		Estimate, 1934	
	Posi- tions	Av. salary	Posi- tions	Av. salary
PERSONAL SERVICES, FIELD—continued				
Subprofessional service—Continued.				
Grade 7. Principal engineering draftsman	0.3	\$2,433	2	\$2,600
Senior engineering draftsman	0.2	2,300	1	2,300
Chief of field party			0.5	2,500
Inspector	0.6	2,600	3.9	2,600
Grade 6. Senior engineering draftsman	1.3	2,100	8	2,081
Senior hydrographer	0.2	2,300	1	2,300
Instrumentman	0.2	2,080	11.6	2,253
Inspector	1.3	2,050	7.8	2,330
Grade 5. Engineering draftsman	0.6	1,933	3.9	1,821
Inspector	0.2	2,000	1	1,925
Transitman	0.2	1,800	1	1,800
Grade 4. Assistant engineering draftsman	0.4	1,620	2.5	1,620
Levelman	0.1	1,750	5	1,652
Grade 3. Junior engineering draftsman	0.5	1,440	3	1,440
Grade 2. Apprentice engineering draftsman	0.1	1,260	1	1,260
Crafts and custodial service:				
Grade 10. Master Mechanic	0.3	3,400	2	3,400
Grade 9. Chief landscape gardener	0.2	2,600	1	2,600
Grade 8. Electrician	0.2	2,300	0.9	2,300
Grade 7. Ranger	1.4	2,000	8.7	2,094
Electrician	0.4	2,000	2.7	2,040
Garageman	0.2	2,000	1	1,920
Foreman	0.1	1,900	0.2	2,250
Grade 6. Machinist	0.2	1,800	1	1,800
Grade 5. Blueprint and photostate operator	0.1	1,620		
Grade 4. Motor truck driver	0.2	1,500	1	1,500
Grade 2. Messenger	0.2	1,080	1.5	1,080
Total permanent, field	44.6	125,526	282.7	742,973
Temporary employees, field		30,474		209,158
All personal services, field		156,000		952,131
Total, departmental and field		150,615		979,580
Deduct subsistence and quarters furnished		9,615		53,991
		150,000		925,589
Deduct legislative reductions		23,000		75,856
Total cash paid salaries and wages		127,000		849,733
Deduct amount included in objects below		92,000		649,733
01 Personal services (net)		35,000		200,000
OTHER OBLIGATIONS				
03 Subsistence and support of persons		100		55
04 Subsistence and care of animals and storage and care of vehicles				20
05 Communication service		400		2,445
06 Travel expense		4,000		25,626
07 Transportation of things		150,000		766,721
08 Printing and binding		1,400		7,948
09 Advertising and publication of notices		50		250
10 Furnishing of heat, light, power, water, and electricity		70,000		439,950
11 Rents		850		4,875
12 Repairs and alterations		3,000		12,566
13 Specials and miscellaneous expenses		5,000		35,772
30 Equipment		5,000		29,926
31 Lands and interest in lands		30,000		226,265
32 Other structures		2,171,201		18,660,311
53 Refunds, etc.		1,000		6,000
Total other obligations		2,442,001		20,219,230
Grand total obligations		2,477,001		20,419,230
Deduct collections deposited to credit of Colorado River Dam fund				-74,799
Deduct in 1933 unexpended balance in Colorado River Dam fund July 1, 1932				-64,108
Add in 1933 and deduct in 1934 unexpended balance in Colorado River Dam fund July 1, 1933			-65,262	+65,202
Add amount transferred to "Miscellaneous researches," Bureau of Standards				+14,500
Net total obligations		2,411,799		20,360,025
Deduct in 1933 and add in 1934 unpaid obligations on June 30, 1933		+726,584		-726,584
Compensation deductions and vacancy savings impounded		+23,000		+75,856
Portion of appropriation impounded by Treasury Department		+15,024,845		
Total advances to Colorado River Dam fund		18,186,228		19,709,297
Deduct in 1933 amount of unexpended balances of prior years' appropriations available for 1933				-6,895,825
Add in 1933 and deduct in 1934 amount of unexpended balances of prior years' appropriations available for 1934		-10,186,228		+10,186,228
Total estimate or appropriation		8,000,000		23,000,000

Advances to Colorado River Dam Fund, Boulder Canyon Project—Continued.

By activity or projects	Obligations		
	Estimate, 1935	Estimate, 1934	Actual, 1933
1. Washington office (administration).....	\$101,850	\$103,800	\$120,651
2. Office of the Chief Engineer (limitation).....	¹ (40,233)	44,500	139,963
3. Field legal offices (limitation).....	¹ (26,450)	39,190	44,807
4. Examination and inspection of projects.....	5,000	8,975	6,052
5. Operation and maintenance of reserved works.....	5,000	5,000	1,077
6. Yuma project, Arizona-California.....	187,200	164,300	154,406
7. Orland project, California.....	33,500	32,600	29,946
8. Grand Valley project, Colorado.....	36,000	34,000	178,611
9. Boise project, Idaho.....	40,100	30,250	34,457
10. Minidoka project, Idaho.....	229,200	163,600	244,399
11. Bitter Root project, Montana.....		100,000	100,000
12. Milk River project, Montana.....	40,000	38,700	48,419
13. Sun River project, Montana.....		896	25,865
14. North Platte project, Nebraska-Wyoming.....	85,000	135,000	72,106
15. Carlsbad project, New Mexico.....	45,000	40,500	35,137
16. Rio Grande project, New Mexico-Texas.....	307,000	286,000	267,858
17. Baker project, Oregon.....			564
18. Owyhee project, Oregon.....	9,300	148,904	1,319,928
19. Umatilla project, Oregon.....	4,000	4,000	3,030
20. Vale project, Oregon.....	13,900	44,760	17,501
21. Klamath project, Oregon-California.....	106,900	176,500	161,961
22. Belle Fourche project, South Dakota.....	65,000	33,000	63,994
23. Yakima project, Washington.....	271,400	443,500	891,547
24. Yakima project (Kittitas division) Washington.....		64,925	159,092
25. Riverton project, Wyoming.....	48,300	38,000	30,426
26. Shoshone project, Wyoming.....	39,100	45,600	47,916
27. Secondary and economic investigations.....	75,000	119,500	49,297
28. Giving information to settlers.....	5,000	5,000	1,293
Subtotal, reclamation fund.....	1,752,750	2,356,000	4,250,303
29. Colorado River front work and levee system.....	44,300	50,000	56,138
30. Boulder Canyon project.....		2,477,001	20,419,230
	1,797,050	4,883,601	24,725,671
Transferred to the Department of the Interior for stationery and supplies for 1935.....	-12,000		
Total.....	1,785,050	4,883,601	24,725,671

¹ Limitations not included in total for 1935.

National Industrial Recovery, Interior, Reclamation—

By objects	Obligations		
	Estimate, 1935	Estimate, 1934	Actual, 1933
Boulder Canyon project			
PERSONAL SERVICES, DEPARTMENTAL			
Total personal services, departmental (classified by grades in consolidated statement for personal services, departmental).....	Posi- Av. tions salary	Posi- Av. tions salary	Posi- Av. tions salary
	\$10,000	\$14,000	
PERSONAL SERVICES, FIELD			
Professional service:			
Grade 8. Chief engineer.....	0.3 9,000	0.2 9,000	
Assistant chief engineer.....	0.4 8,000	0.3 8,000	
Chief designing engineer.....	0.3 8,000	0.2 8,000	
Grade 7. Chief electrical engineer.....	0.6 7,500	0.5 7,500	
Construction engineer.....	1 7,500	0.8 7,500	
Assistant chief designing engineer.....	0.2 7,000	0.2 7,000	
Senior engineer—dams.....	0.1 7,000	0.1 7,000	
Grade 6. Senior engineer, mechanical.....	0.3 6,000	0.3 6,000	
Senior engineer, research.....	0.7 5,800	0.5 5,800	
Senior engineer, investigations.....	1 5,600	0.8 5,600	
Senior engineer.....	2 5,600	1.7 5,600	
Grade 5. Senior engineer, electrical.....	0.5 5,000	0.4 5,000	
Engineer, mechanical.....	0.4 4,800	0.3 4,800	
Senior engineer.....	3.6 4,600	2.1 4,600	
Engineer.....	2 4,600	1.9 4,600	
District counsel.....	0.5 4,600	0.4 4,600	
Grade 4. Engineer.....	5.4 3,800	4 3,800	
Grade 3. Engineer.....	15.1 3,500	12.5 3,500	
Associate engineer.....	9.6 3,200	9.7 3,200	
Grade 2. Associate geologist.....	0.1 3,000	0.4 3,000	
Associate engineer.....	9.6 2,900	7.1 2,900	
Assistant engineer.....	8.3 2,700	9.9 2,700	
Grade 1. Assistant engineer.....	26.6 2,435	21.4 2,464	
Junior engineer.....	7 2,100	7.2 2,100	

National Industrial Recovery, Interior, Reclamation—Continued.

By objects	Obligations		
	Estimate, 1935	Estimate, 1934	Actual, 1933
PERSONAL SERVICES, FIELD—continued			
Subprofessional service:			
Grade 8. Chief engineering draftsman.....	0.3 \$3,500	0.2 \$3,500	
Principal engineering draftsman.....	1.4 2,600	0.6 2,600	
Grade 7. Principal engineering draftsman.....	1 2,400	0.6 2,400	
Senior engineering draftsman.....	1 2,300	0.8 2,300	
Inspector.....	5 2,600	9.6 2,600	
Grade 6. Senior engineering draftsman.....	2 2,100	1.2 2,100	
Senior hydrographer.....	1 2,300	0.8 2,300	
Instrument man.....	9 2,000	12 2,000	
Inspector.....	4 2,300	4 2,300	
Grade 5. Engineering draftsman.....	2 1,900	0.9 1,955	
Inspector.....	2 2,000	1.8 2,000	
Transitman.....	1 1,800	1.8 1,800	
Grade 4. Assistant engineering draftsman.....	2 1,620	1.6 1,620	
Levelman.....	4 1,800	3.9 1,800	
Grade 3. Junior engineering draftsman.....	1 1,440	1 1,440	
Grade 2. Apprentice engineering draftsman.....		0.4 1,260	
Clerical, administrative, and fiscal service:			
Grade 12. City manager.....	1 5,000	0.8 5,000	
Grade 11. Chief clerk.....	0.2 4,000	0.1 4,000	
Grade 9. Chief clerk.....	1 3,500	0.8 3,500	
Principal clerk.....	0.1 3,200	0.1 3,200	
Grade 8. Purchasing agent.....	0.3 3,000	0.2 3,000	
Grade 7. Principal clerk.....	0.1 2,800	0.1 2,800	
Senior clerk.....	3 2,800	2.6 2,800	
Grade 6. Principal clerk.....	0.9 2,600	0.5 2,600	
Senior clerk.....	3 2,500	2.7 2,500	
Senior transportation, rate, and traffic clerk.....	0.3 2,600	0.2 2,600	
Grade 5. Senior clerk.....	2 2,300	1 2,300	
Grade 4. Clerk.....	4 1,800	3 1,800	
Grade 3. Assistant clerk.....	3.5 1,800	4 1,800	
Grade 2. Junior clerk.....	1 1,440	0.8 1,440	
Crafts and custodial service:			
Grade 10. Master mechanic.....	2 3,400	1.7 3,400	
Grade 9. Chief landscape gardener.....	0.5 2,600	1.4 2,600	
Grade 8. Electrician.....	1 2,300	0.8 2,300	
Grade 7. Ranger.....	9 2,000	7.6 2,000	
Electrician.....	5 2,000	2.6 2,000	
Garageman.....	1 2,000	0.8 2,000	
Foreman.....	2 2,000	0.5 1,950	
Grade 6. Machinist.....	1 1,800	0.8 1,800	
Grade 5. Machinist.....	1 1,500	1 1,500	
Grade 4. Motor truck driver.....	1 1,500	0.8 1,500	
Grade 2. Messenger.....	0.5 1,080	0.3 1,080	
Total permanent positions, field.....	176.7 486,730	157.3 426,512	
Temporary employees, field.....	290,000	150,000	
All personal services, field.....	776,330	576,512	
All personal services, departmental and field.....	786,330	590,512	
Deduct subsistence and quarters furnished.....	40,000	42,000	
Total cash paid salaries and wages.....	746,330	548,512	
Deduct amount included in objects below.....	546,330	398,512	
01 Personal services (net).....	200,000	150,000	
OTHER OBLIGATIONS			
02 Supplies and materials.....	310,000	510,000	
03 Subsistence and support of persons.....	3,500	4,000	
04 Storage and care of vehicles.....	4,000	4,500	
05 Communication service.....	3,000	2,800	
06 Travel expense.....	20,000	15,000	
07 Transportation of things.....	3,000,000	2,000,000	
08 Printing, binding, lithographing, etc.....	5,000	4,000	
09 Advertising and publication of notices.....	1,000	1,000	
10 Furnishing of heat, light, power, and water.....	200,000	150,000	
11 Rents.....	3,500	3,700	
12 Repairs and alterations.....	45,000	35,000	
30 Plant and equipment.....	27,000	25,000	
31 Lands and interest in lands.....	100,000	120,000	
32 Other structures.....	19,713,000	11,330,000	
53 Refunds, awards and indemnities.....	5,000	5,000	
Total other obligations.....	23,440,000	14,210,000	
Grand total obligations.....	23,640,000	14,360,000	
1934 appropriations obligated in 1935.....	-23,640,000	+23,640,000	
Received by transfer from Federal Emergency Administration of Public Works.....		-38,090,000	
Total estimate or appropriation.....			

National Industrial Recovery, Interior, Reclamation—Continued.

National Industrial Recovery, Interior, Reclamation, All-American Canal

By objects	Obligations					
	Estimate, 1935		Estimate, 1934		Actual, 1933	
PERSONAL SERVICES, DEPARTMENTAL	Posi- tions	Av. salary	Posi- tions	Av. salary	Posi- tions	Av. salary
Total personal services, departmental (classified by grades in consolidated statement for personal services, departmental)		\$1,500		\$1,300		
PERSONAL SERVICES, FIELD						
Professional service:						
Grade 8. Chief engineer	0.1	9,000	0.1	9,000		
Assistant chief engineer	0.1	8,000	0.1	8,000		
Chief designing engineer	0.1	8,000	0.1	8,000		
Grade 7. Chief electrical engineer	0.1	7,500	0.1	7,500		
Assistant chief designing engineer	0.1	7,000	0.1	7,000		
Grade 6. Senior engineer, hydraulic	0.1	6,200	0.1	6,200		
Senior engineer, mechanical	0.1	6,000	0.1	6,000		
Senior engineer, canals	0.1	5,800	0.1	5,800		
Grade 5. District counsel	0.2	5,200	0.2	5,200		
Construction engineer	0.5	4,800	0.2	4,800		
Senior engineer	0.6	4,600	0.5	4,600		
Grade 4. Engineer	1	3,800	0.5	3,800		
Grade 3. Engineer	0.7	3,500	0.5	3,500		
Associate engineer	1.3	3,231	0.8	3,250		
Grade 2. Assistant engineer	1.3	2,700	0.5	2,700		
Grade 1. Assistant engineer	5.1	2,502	3	2,447		
Junior engineer	5.4	2,122	2.6	2,115		
Subprofessional service:						
Grade 8. Chief engineering draftsman	0.1	3,500	0.1	3,500		
Principal engineering draftsman	0.4	2,600	0.1	2,600		
Grade 7. Principal engineering draftsman			0.1	2,400		
Grade 6. Senior engineering draftsman	0.3	2,300	0.3	2,300		
Instrumentman	0.6	2,000	0.6	2,000		
Grade 5. Engineering draftsman	0.2	1,800	0.2	1,800		
Grade 4. Transittman	0.4	1,800	0.4	1,800		
Assistant engineering draftsman	0.2	1,800	0.2	1,800		
Levelman	0.3	1,700	0.3	1,700		
Blueprint and photostat operator	0.1	1,440	0.1	1,440		
Clerical, administrative and fiscal service:						
Grade 11. Chief clerk	0.1	4,000	0.1	4,000		
Grade 9. Principal clerk	0.1	3,200	0.1	3,200		
Grade 8. Purchasing agent	0.1	3,300	0.1	3,300		
Principal clerk	0.1	3,100	0.1	3,100		
Grade 7. Principal clerk	0.1	2,800				
Grade 6. Senior transportation, rate and traffic clerk	0.1	2,600	0.1	2,600		
Grade 5. Senior clerk	0.1	2,200	0.1	2,200		
Grade 4. Clerk	0.1	1,920	0.1	1,920		
Grade 3. Assistant clerk	0.1	1,800	0.1	1,800		
Total permanent, field	20.4	57,870	12.8	37,536		
Temporary employees, field		270,000		90,000		
All personal services, field		327,870		127,536		
All personal services, departmental and field		329,370		128,836		
Deduct subsistence and quarters furnished		2,000		1,400		
Total cost paid salaries and wages		327,370		127,436		
Deduct amount included in objects below		252,370		77,436		
01 Personal services (net)		75,000		50,000		
OTHER OBLIGATIONS						
02 Supplies and materials		70,000		100,000		
03 Subsistence and support of persons		700		1,000		
04 Storage and care of vehicles		300		600		
05 Communication service		1,000		1,500		
06 Travel expense		2,000		3,000		
07 Transportation of things		100,000		100,000		
08 Printing, binding, lithographing, etc.		1,000		1,500		
09 Advertising and publication of notices		100		200		
10 Furnishing of heat, light, power, and water		10,000		10,000		
11 Rents		2,000		2,300		
12 Repairs and alterations		3,000		4,000		
30 Plant and equipment		5,000		8,000		
31 Lands and interests in land		20,000		40,000		
32 Other structures		1,553,400		3,833,400		
53 Refunds, awards, and indemnities		500		500		
Total other obligations		1,769,000		4,106,000		
Grand total obligations		1,844,000		4,156,000		
1934 appropriations obligated in 1935		-1,844,000		+1,844,000		
Received by transfer from Federal Emergency Administration of Public Works				-6,000,000		
Total estimate or appropriation						

Total under Bureau of Reclamation, annual appropriations, general fund:

Appropriated 1934, \$8,048,000

Total under Bureau of Reclamation, general fund and special funds:

Estimate 1935, \$862,750

Appropriated 1934, \$11,051,000

GEOLOGICAL SURVEY

Geological Survey—

Salaries: For the Director of the Geological Survey and other personal services in the District of Columbia, [\$125,000] \$112,500 (U.S.C., title 43, sec. 31; act Feb. 17, 1933, 47 Stat., p. 846).

Est. 1935, \$112,500

App. 1934, \$125,000

By objects	Obligations					
	Estimate, 1935		Estimate, 1934		Actual, 1933	
PERSONAL SERVICES, DEPARTMENTAL	Posi- tions	Av. salary	Posi- tions	Av. salary	Posi- tions	Av. salary
Professional service:						
Grade 8. Chief scientist (director)	1	\$8,000	1	\$8,000	1	\$8,000
Grade 7. Head scientist (administrative geologist)	1	6,500	1	6,500	1	6,500
Grade 3. Librarian	1	3,200	1	3,200	1	3,200
Grade 2. Assistant librarian	1	2,600	1	2,600	2	2,700
Grade 1. Bibliographer	1	2,000	1	2,000		
Subprofessional service:						
Grade 6. Senior library assistant			1	2,000	1	2,000
Grade 4. Junior library assistant	1	1,620	2	1,680	2	1,680
Grade 3. Under library assistant			1	1,680	1	1,680
Clerical, administrative, and fiscal service:						
Grade 12. Chief clerk	1	4,600	1	4,600	1	4,600
Grade 10. Editor	1	3,700	1	3,700	1	3,700
Grade 9. Senior administrative assistant	2	3,250	2	3,250	2	3,250
Grade 8. Administrative assistant	1	3,500	1	3,480	1	3,400
Grade 7. Junior administrative assistant	1	2,600	1	2,600	1	2,600
Grade 6. Principal clerk	2	2,700	3	2,657	3	2,567
Grade 5. Senior clerk	6	2,233	6	2,233	7	2,257
Grade 4. Clerk	6	1,930	8	1,928	9	1,940
Clerk-stenographer	1	1,800	1	1,800	1	1,800
Grade 3. Assistant clerk	9	1,700	12	1,725	13	1,726
Assistant clerk-stenographer	1	1,620	1	1,620	1	1,620
Grade 2. Junior clerk	3	1,660	4	1,605	4	1,605
Junior stenographer	2	1,500	2	1,500	2	1,500
Dictaphone operator	2	1,440	2	1,440	2	1,440
Grade 1. Underclerk	1	1,440	1	1,440	1	1,440
Custodial service:						
Grade 4. Head messenger	1	1,440	1	1,440	1	1,440
Undermechanic			1	1,560	1	1,560
Senior laborer	1	1,440	1	1,440	1	1,440
Grade 3. Messenger	9	1,340	9	1,340	9	1,340
Laborer	2	1,290	2	1,290	2	1,290
Grade 2. Assistant messenger	1	1,080	1	1,080	1	1,080
Junior laborer					1	1,200
Total permanent, departmental	59	125,000	70	144,760	72	152,860
Deduct lapses and administrative furloughs				19,760		9,166
Net permanent, departmental		125,000		125,000		143,694
Deduct legislative reductions		12,500		18,333		14,447
01 Personal services (net)		112,500		106,667		129,247
Grand total obligations		112,500		106,667		129,247
Received by transfer from Department of the Interior						-18,750
Net total obligations		112,500		106,667		110,497
Estimated savings and unobligated balances				18,333		14,503
Total estimate or appropriation		112,500		125,000		125,000

General expenses: For every expenditure requisite for and incident to the authorized work of the Geological Survey, including personal services in the District of Columbia and in the field, including not to exceed [\$35,000] \$30,000 for the purchase and exchange, and not to exceed [\$55,000] \$50,000 for the hire, maintenance, repair, and operation of motor-propelled and horse-drawn passenger-carrying vehicles for field use only by geologists, topographers, engineers, and land classifiers, and the Geological Survey is authorized to exchange unserviceable and worn-out passenger-carrying and freight-carrying vehicles as part payment for new freight-carrying vehicles, and including not to exceed [\$4,000] \$3,000 for necessary traveling expenses of the director and members of the Geological Survey acting under his direction, for attendance upon meetings of technical, professional, and scientific societies when required in connection with the authorized work of the Geological Survey, to be expended under the regulations from time to time prescribed by the Secretary of the Interior, and under the following heads:

Topographic surveys: For topographic surveys in various portions of the United States, [\$450,000] \$112,140, of which amount not to exceed [\$275,000] \$92,140 may be expended for personal services in the District of Columbia: *Provided*, That no part of this appropriation shall be expended in cooperation with States or municipalities except upon the basis of the State or municipality bearing all of the expense incident thereto in excess of such an amount as is necessary for the Geological Survey to perform its share of standard topographic surveys, such share of the Geological Survey in no case exceeding 50 per centum of the cost of the survey: *Provided further*, That [\$254,000] \$93,800 of this amount shall be

available only for such cooperation with States or municipalities (U.S.C., title 43, sec. 31; act Feb. 17, 1933, 47 Stat., p. 846).

Est. 1935, \$112,140

App. 1934, \$450,000

By objects	Obligations					
	Estimate, 1935		Estimate, 1934		Actual, 1933	
	Posi- tions	Av. salary	Posi- tions	Av. salary	Posi- tions	Av. salary
PERSONAL SERVICES, DEPARTMENTAL						
Professional service:						
Grade 7. Head engineer (branch chief).....	1	\$6,500	1	\$6,500	1	\$6,500
Grade 6. Principal engineer.....	2	5,800	2	5,800	2	5,800
Grade 5. Senior engineer.....	4	4,800	5	4,800	6	4,800
Grade 4. Engineer.....	2	4,100	2	4,100	3	4,000
Grade 3. Associate engineer.....	9	3,344	9	3,344	11	3,354
Grade 2. Assistant engineer.....	6	2,800	6	2,800	6	2,800
Subprofessional service:						
Grade 8. Chief engineering draftsman.....	4	2,825	4	2,825	4	2,825
Grade 7. Principal engineering draftsman.....	1	2,400	1	2,400	1	2,400
Principal laboratory mechanic.....	1	2,500	1	2,500	1	2,500
Grade 6. Senior engineering draftsman.....	5	2,280	5	2,280	8	2,188
Senior laboratory mechanic.....	3	2,000	5	2,080	5	2,080
Grade 5. Engineering draftsman.....	1	1,920	1	1,920	2	1,860
Laboratory mechanic.....	1	1,800	1	1,800	1	1,800
Grade 4. Assistant engineering draftsman.....					1	1,620
Assistant laboratory mechanic.....	2	1,620	2	1,620	2	1,620
Grade 3. Junior engineering draftsman.....	1	1,440	1	1,440	1	1,440
Junior laboratory mechanic.....	1	1,440	1	1,440	1	1,440
Grade 2. Under laboratory mechanic.....	1	1,260	1	1,260	1	1,260
Apprentice lithographer.....					1	1,260
Grade 1. Minor apprentice lithographer.....			1	1,020	1	1,020
Clerical, administrative, and fiscal service:						
Grade 7. Junior administrative assistant.....	1	3,000	1	3,000	1	3,000
Grade 5. Senior clerk-stenographer.....	1	2,600	1	2,600	1	2,600
Grade 4. Clerk.....	3	1,980	4	2,025	5	2,010
Clerk-stenographer.....	2	1,950	2	1,950	2	1,950
Grade 3. Assistant clerk-stenographer.....	2	1,650	2	1,650	3	1,660
Grade 2. Junior clerk-stenographer.....	1	1,800	1	1,800	1	1,800
Junior clerk-typist.....	1	1,440	1	1,440	1	1,440
Total permanent, departmental.....	56	159,080	61	166,360	73	201,264
Deduct lapses and administrative furloughs.....		97,640		53,110		20,865
All personal services, departmental.....		61,440		113,250		180,399
Departmental and field service salaries in the District of Columbia.....		92,140		275,000		284,011
PERSONAL SERVICES, FIELD						
Professional service:						
Grade 6. Principal engineer.....	1	5,800	1	5,800	1	5,800
Grade 5. Senior engineer.....	10	4,800	10	4,800	10	4,800
Grade 4. Engineer.....	1	4,000	1	4,000	9	4,066
Grade 3. Associate engineer.....	61	3,426	61	3,426	52	3,423
Grade 2. Assistant engineer.....	38	2,763	38	2,763	38	2,763
Grade 1. Junior engineer.....	36	2,131	36	2,131	36	2,131
Subprofessional service:						
Grade 8. Chief engineering field aid.....	3	2,700	3	2,700	3	2,700
Grade 6. Engineering field aid.....			1	2,040	1	2,040
Grade 5. Assistant engineering field aid.....			1	1,860	1	1,860
Grade 3. Junior engineering field aid.....			10	1,446	12	1,450
Grade 2. Apprentice engineering field aid.....			12	1,290	12	1,290
Grade 1. Minor apprentice engineering field aid.....			9	1,047	11	1,047
Clerical, administrative, and fiscal service:						
Grade 7. Junior administrative assistant.....	1	3,000	1	3,000	1	3,000
Grade 1. Under clerk-typist.....	1	1,260	1	1,260	1	1,260
Total permanent, field.....	152	460,860	185	504,120	188	510,760
Deduct lapses and administrative furloughs.....		293,847		200,676		47,284
Net permanent, field.....		167,013		303,444		463,476
Temporary employees, field.....		80,000		150,000		117,069
All personal services, field.....		247,013		453,444		580,545
Total, departmental and field.....		308,453		566,694		760,944
Deduct legislative reductions.....		30,845		85,004		61,898
01 Personal services (net).....		277,608		481,690		699,046
OTHER OBLIGATIONS						
02 Supplies and materials.....		6,000		9,000		9,346
04 Storage of motor cars and equipment.....		400		400		1,781
05 Communication service.....		500		1,500		2,690
06 Travel expenses.....		89,900		135,940		126,452
07 Transportation of things.....		10,000		30,000		37,411
08 Printing, photographing, etc.....		50,000		50,000		34,046
10 Furnishing of heat, light, power, water, and electricity.....						24
11 Rents.....						466
12 Repairs and alterations.....		100		200		305
13 Special and miscellaneous current expenses.....						5
30 Equipment.....		12,000		25,000		18,472
32 Structures and parts.....						236
Total other obligations.....		169,000		252,040		231,234
Grand total obligations.....		446,605		733,730		930,280
Deduct repayments.....		-298,418		-398,240		-325,289
Deduct direct State payments.....		-36,500		-54,830		-119,654
Received by transfer from Department of the Interior.....						-38,400

Topographic surveys—Continued.

By objects	Obligations		
	Estimate, 1935	Estimate, 1934	Actual, 1933
OTHER OBLIGATIONS—continued			
Received by transfer from the War Department.....		-\$1,310	-\$69,446
Received by transfer from the George Washington Bicentennial Commission.....			+2,153
Deduct balance of \$150,000 from fiscal year 1932 reappropriated.....			-62
Add amount transferred to contingent expenses (stationery).....	+\$450	+650	-150,00
Net total obligations.....	112,140	280,000	230,332
Estimated savings and unobligated balances.....		170,000	135,668
Total estimate or appropriation.....	112,140	450,000	366,000
National Industrial Recovery, Interior, Geological Survey—			
By objects	Obligations		
	Estimate, 1935	Estimate, 1934	Actual, 1933
Topographic surveys in Puerto Rico			
01 Personal services (temporary employees).....	\$3,725	\$14,900	
02 Supplies and materials.....	200	1,000	
05 Communication service.....		100	
06 Travel expenses.....	900	2,500	
07 Transportation of things.....	175	500	
30 Equipment.....		1,000	
Total, Puerto Rico.....	5,000	20,000	
Topographic surveys in the United States			
01 Personal services (temporary employees).....	902,600	819,500	
02 Supplies and materials.....	25,000	15,000	
04 Storage of motor cars and equipment.....	2,400	2,000	
05 Communication service.....	4,000	3,000	
06 Travel expenses.....	146,500	131,500	
07 Transportation of things.....	40,000	38,000	
08 Printing, photographing, etc.....	50,000	50,000	
12 Repairs and alterations.....	1,000	1,000	
30 Equipment.....	40,000	40,000	
Total, United States.....	1,211,500	1,100,000	
Grand total obligation.....	1,216,500	1,120,000	
1934 appropriation obligated in 1935.....	-1,216,500	+1,216,500	
Received by transfer from Federal Emergency Administration of Public Works.....		-2,336,500	
Total estimate or appropriation.....			

Geologic surveys: For geologic surveys in the various portions of the United States and chemical and physical researches relative thereto, **[\$300,000]** \$289,440, of which not to exceed **[\$265,000]** \$236,440 may be expended for personal services in the District of Columbia (U.S.C., title 43, sec. 31; act Feb. 17, 1933, 47 Stat., p. 846).

Est. 1935, \$289,440

App. 1934, \$300,000

By objects	Obligations					
	Estimate, 1935		Estimate, 1934		Actual, 1933	
	Posi- tions	Av. salary	Posi- tions	Av. salary	Posi- tions	Av. salary
PERSONAL SERVICES, DEPARTMENTAL						
Professional service:						
Grade 7. Head scientist.....	2	\$6,500	2	\$6,500	1	\$6,500
Grade 6. Principal scientist.....	4	5,750	4	5,750	5.8	5,703
Grade 5. Senior scientist.....	15	5,000	23	4,896	20.8	4,889
Grade 4. Scientist.....	9	4,133	9	4,133	8.7	4,131
Grade 3. Associate scientist.....	14	3,321	16	3,319	12.1	3,340
Associate engineer.....			1	3,200	1	3,200
Grade 2. Assistant scientist.....	19	2,663	21	2,652	17.2	2,652
Grade 1. Junior scientist.....	2	2,000	3	2,066	3	2,066
Subprofessional service:						
Grade 8. Chief scientific illustrator.....	1	2,900	1	2,900	2	2,800
Chief scientific aid.....	1	3,100	1	3,100	1	3,100
Grade 7. Principal scientific illustrator.....	2	2,400	2	2,400	1	2,500
Grade 6. Senior scientific aid.....	2	2,200	2	2,200	2	2,200
Grade 5. Scientific aid.....	2	1,950	2	1,950	3	1,940
Engineering draftsman.....			1	1,800	1	1,800
Secretarial clerk.....					1	1,980
Grade 4. Assistant scientific aid.....	2	1,680	2	1,680	2	1,680
Assistant draftsman.....	1	1,620	1	1,620	1	1,620
Grade 3. Junior scientific aid.....	3	1,440	4	1,515	4	1,515
Grade 2. Under scientific helper.....	2	1,260	2	1,260	2	1,260

Geologic surveys—Continued.

By objects	Obligations					
	Estimate, 1935		Estimate, 1934		Actual, 1933	
	Posi- tions	Av. salary	Posi- tions	Av. salary	Posi- tions	Av. salary
PERSONAL SERVICES, DEPARTMENTAL—CON.						
Clerical, administrative, and fiscal service:						
Grade 7. Junior administrative assistant	1	\$2,900	1	\$2,900	1	\$2,900
Grade 5. Senior clerk	2	2,400	3	2,400	3	2,400
Grade 4. Clerk	1	2,160	4	1,995	4	1,995
Clerk-stenographer	4	2,070	5	2,040	5	2,040
Grade 3. Assistant clerk	2	1,860	2	1,860	2	1,860
Assistant clerk-stenographer	4	1,660	5	1,632	6	1,640
Grade 2. Junior clerk			1	1,440	1	1,440
Custodial service:						
Grade 3. Senior laborer	1	1,320	1	1,320	1	1,320
Total permanent, departmental	96	309,040	119	381,380	112.6	355,922
Deduct lapses and administrative furloughs		35,040		104,898		8,001
All personal services, departmental		274,000		276,482		347,921
Departmental and field service salaries in in the District of Columbia		236,440		265,000		278,471
PERSONAL SERVICES, FIELD						
Professional service:						
Grade 6. Principal scientist	0.2	5,600	0.2	5,600	0.3	5,600
Grade 4. Scientist	1	3,800	2	3,900	2.1	3,876
Grade 3. Associate scientist	2	3,400	2	3,400	2.1	3,409
Grade 2. Assistant scientist	2	2,700	3	2,666	2.8	2,707
Grade 1. Junior scientist	3	2,000	3	2,000	3	2,000
Clerical, administrative, and fiscal service:						
Grade 1. Junior typist	0.1	1,260	0.1	1,260	0.3	1,260
Total permanent, field	8.3	23,246	10.3	29,846	10.6	30,938
Deduct lapses and administrative furloughs		1,000		1,000		1,955
Net permanent positions, field		22,246		28,846		28,983
Temporary employees, field		2,000		2,000		3,816
All personal services, field		24,246		30,846		32,799
Total, departmental and field		298,246		307,328		380,720
Deduct legislative reductions		29,825		46,099		37,229
01 Personal services (net)		268,421		261,229		343,491
OTHER OBLIGATIONS						
02 Supplies and materials		2,600		2,800		2,372
04 Storage of motor cars		400		400		577
05 Communication service		200		200		217
06 Travel expenses		15,350		17,266		13,313
07 Transportation of things		4,000		4,000		3,677
08 Printing, photographing, etc.		4,000		4,000		3,135
11 Rents						2
12 Repairs and alterations						96
30 Equipment		7,000		5,000		3,395
Total other obligations		33,750		33,666		26,784
Grand total obligations		302,171		294,895		370,275
Deduct repayments		-12,831		-19,900		-31,237
Received by transfer from Department of the Interior						-48,750
Deduct amount transferred from "Classi- fication of lands"						-16,700
Add amount transferred to contingent ex- penses (stationery)		+100		+150		+200
Net total obligations		289,440		275,145		273,788
Estimated savings and unobligated bal- ances				24,855		51,212
Total estimate or appropriation		289,440		300,000		325,000

National Industrial Recovery, Interior, Geological Survey—

By objects	Obligations		
	Estimate, 1935	Estimate, 1934	Actual, 1933
<i>Completion of geologic map of California</i>			
01 Personal services (temporary em- ployees)		\$4,450	
02 Supplies and materials		550	
Total		5,000	
Received by transfer from Federal Emer- gency Administration of Public Works		-5,000	
Total estimate or appropriation			

Geologic surveys—Continued.

Fundamental research in geologic science:

By objects	Obligations					
	Estimate, 1935		Estimate, 1934		Actual, 1933	
	Posi- tions	Av. salary	Posi- tions	Av. salary	Posi- tions	Av. salary
PERSONAL SERVICES, DEPARTMENTAL						
Professional service:						
Grade 7. Head scientist					1	\$6,500
Grade 6. Principal scientist					0.1	5,600
Grade 5. Senior scientist					3.2	4,875
Grade 4. Scientist					0.2	4,200
Grade 3. Associate scientist					3.9	3,251
Grade 2. Assistant scientist					3	2,666
Total permanent, departmental					11.4	44,180
Deduct lapses and administrative furloughs						639
All personal services, departmental						43,541
PERSONAL SERVICES, FIELD						
Professional service:						
Grade 5. Senior scientist					0.2	4,600
Grade 4. Scientist					0.3	3,800
Grade 2. Assistant scientist					1	2,600
Total permanent, field					1.5	4,600
Deduct lapses and administrative furloughs						36
All personal services, field						4,624
Total, departmental and field						48,165
Deduct legislative reductions						4,977
01 Personal services (net)						43,188
OTHER OBLIGATIONS						
02 Supplies and materials						164
05 Communication service						30
06 Travel expenses						1,212
07 Transportation of things						10
08 Printing, photographing, etc.						840
30 Equipment						28
Total other obligations						2,284
Grand total obligations						45,472
Deduct repayments						-5,151
Received by transfer from Department of the Interior						-6,000
Net total obligations						34,321
Estimated savings and unobligated bal- ances						5,679
Total appropriation						40,000

Volcanologic surveys: For volcanologic surveys, measure-
ments, and observatories in Hawaii, including subordinate stations
elsewhere, **[\$12,500]** \$6,030 (U.S.C., title 43, sec. 31; act Feb. 17,
1933, 47 Stat., p. 846).

Est. 1935, \$6,030

App. 1934, \$12,500

By objects	Obligations					
	Estimate, 1935		Estimate, 1934		Actual, 1933	
	Posi- tions	Av. salary	Posi- tions	Av. salary	Posi- tions	Av. salary
Personal Services, Field						
Professional service:						
Grade 6. Principal scientist	1	\$5,600	1	\$5,600	1	\$5,600
Grade 3. Associate scientist	1	3,500	1	3,500	1	3,500
Associate engineer	1	3,200	1	3,200	1	3,200
Grade 2. Assistant scientist	1	2,600	1	2,600	1	2,600
Clerical, administrative, and fiscal service:						
Grade 6. Senior clerk					1	2,400
Custodial service:						
Grade 3. Mechanic helper					1	1,320
Total permanent, field	4	14,900	4	14,900	6	18,620
Deduct lapses and administrative furloughs		8,840		8,407		3,040
Net permanent, field		6,060		6,493		15,580
Temporary employees, field		100		100		153
All personal services, field		6,160		6,593		15,733
Deduct legislative reductions		620		1,115		1,505
01 Personal services (net)		5,540		5,478		14,228

Volcanologic surveys—Continued.

By objects	Obligations		
	Estimate, 1935	Estimate, 1934	Actual, 1933
OTHER OBLIGATIONS			
02 Supplies and materials.....	\$25	\$35	\$41
06 Communication service.....			13
06 Travel expenses.....	400	412	1,271
07 Transportation of things.....			67
08 Printing, photographing, etc.....	50	50	17
30 Equipment.....			33
Total other obligations.....	475	497	1,442
Grand total obligations.....	6,015	5,975	15,679
Received by transfer from Department of the Interior.....			-2,250
Add amount transferred to contingent expenses (stationery).....	+15	+25	+25
Net total obligations.....	6,030	6,000	13,445
Estimated savings and unobligated balances.....		6,500	1,555
Total estimate or appropriation.....	6,030	12,500	15,000

National Industrial Recovery, Interior, Geological Survey—

By objects	Obligations		
	Estimate, 1935	Estimate, 1934	Actual, 1933
<i>Moving and reconstruction of volcanologic building at Mineral, Calif.</i>			
01 Personal services (temporary employees).....		\$550	
02 Supplies and materials.....		650	
Total.....		1,200	
Received by transfer from Federal Emergency Administration of Public Works.....		-1,200	
Total estimate or appropriation.....			

Mineral resources of Alaska: For continuation of the investigation of the mineral resources of Alaska, **[\$30,000]** \$29,150, to be available immediately, of which amount not to exceed **[\$15,000]** \$14,400 may be expended for personal services in the District of Columbia (*U.S.C., title 43, sec. 31; act Feb. 17, 1933, 47 Stat., p. 846*).

Est. 1935, \$29,150

App. 1934, \$30,000

By objects	Obligations					
	Estimate, 1935		Estimate, 1934		Actual, 1933	
PERSONAL SERVICES, DEPARTMENTAL	Posi- tions	Av. salary	Posi- tions	Av. salary	Posi- tions	Av. salary
Professional service:						
Grade 6. Principal scientist.....	2	\$6,000	2	\$6,000	2	\$6,000
Grade 5. Senior scientist.....	2	5,000	2	5,000	2	5,000
Senior engineer.....	1	5,200	1	5,200	1	5,200
Grade 4. Engineer.....	1	4,000	1	4,000	1	4,000
Grade 1. Junior scientist.....					1	2,000
Subprofessional service:						
Grade 8. Chief engineering draftsman.....					0.2	3,000
Grade 5. Engineering draftsman.....	1	1,800	1	1,800	1	1,800
Grade 1. Minor apprentice lithographer.....					0.2	1,020
Clerical, administrative, and fiscal service:						
Grade 7. Junior administrative assistant.....	1	2,800	1	2,800	1	2,800
Grade 4. Clerk.....					0.1	1,860
Grade 3. Assistant clerk-stenographer.....					1	1,644
Grade 2. Junior stenographer.....	1	1,440		1,440	1	1,440
Total permanent, departmental.....	9	37,240	9	37,240	11.5	41,874
Deduct lapses and administrative furloughs.....		8,715		8,099		1,051
All personal services, departmental.....		28,525		29,141		40,823
Departmental and field service salaries in the District of Columbia.....		14,400		15,000		30,000
PERSONAL SERVICES, FIELD						
Professional service:						
Grade 5. Senior engineer.....					0.5	5,200
Grade 4. Engineer.....					0.5	4,200
Scientist.....					1	3,800
Coal-mining assistant.....					0.3	4,000

Mineral resources of Alaska—Continued.

By objects	Obligations					
	Estimate, 1935		Estimate, 1934		Actual, 1933	
PERSONAL SERVICES, FIELD—continued	Posi-	Av.	Posi-	Av.	Posi-	Av.
Professional service—Continued.	tions	salary	tions	salary	tions	salary
Grade 2. Assistant engineer					1.6	\$2,750
Assistant scientist					1	2,600
Total permanent positions, field					4.9	16,700
Deduct lapses and administrative furloughs.						325
Net permanent positions, field						16,375
Temporary employees, field						8,186
All personal services, field						24,561
Total, departmental and field		\$28,525		\$29,141		65,384
Deduct legislative reductions		2,850		4,371		6,397
01 Personal services (net)		25,675		24,770		58,987
OTHER OBLIGATIONS						
02 Supplies and materials		150		158		397
04 Storage of motor cars		25		25		71
05 Communication service		10		10		57
06 Travel expenses		2,600		2,565		15,074
07 Transportation of things		350		350		1,105
08 Printing, photographing, etc.		240		250		1,415
10 Furnishing of heat, light, power, water, and electricity						40
12 Repairs and alterations						12
13 Special and miscellaneous current ex- penses						37
30 Equipment		100		100		367
Total other obligations		3,475		3,458		18,575
Grand total obligations		29,150		28,228		77,562
Deduct repayments						-9,047
Received by transfer from Department of the Interior:						
Alaska Railroad fund						-15,687
National Park Service						-9,000
Add amount transferred to contingent ex- penses (stationery)						+25
Net total obligations		29,150		28,228		43,853
Estimated savings and unobligated bal- ances				1,772		16,147
Total estimate or appropriation		29,150		30,000		60,000

Gaging streams: For gaging streams and determining the water supply of the United States, the investigation of underground currents and artesian wells, and the preparation of reports upon the best methods of utilizing the water resources, **[\$500,000]** \$301,130; for operation and maintenance of the Lees Ferry, Arizona, gaging station and other base gaging stations in the Colorado River drainage, **[\$40,000]** \$36,520; in all, **[\$540,000]** \$337,650, of which amount not to exceed **[\$125,000]** \$124,540 may be expended for personal services in the District of Columbia: *Provided*, That no part of this appropriation shall be expended in cooperation with States or municipalities except upon the basis of the State or municipality bearing all of the expense incident thereto in excess of such an amount as is necessary for the Geological Survey to perform its share of general water-resource investigations, such share of the Geological Survey in no case exceeding 50 per centum of the cost of the investigation: *Provided further*, That **[\$400,000]** \$210,000 of this amount shall be available only for such cooperation with States or municipalities (*U.S.C., title 43, sec. 31; act Feb. 17, 1933, 47 Stat., pp. 846-847*).

Est. 1935, \$337,650

App. 1934, \$540,000

By objects	Obligations					
	Estimate, 1935		Estimate, 1934		Actual, 1933	
	Pos- itions	Av. salary	Pos- itions	Av. salary	Pos- itions	Av. salary
PERSONAL SERVICES, DEPARTMENTAL						
Professional service:						
Grade 7. Head engineer	1	\$7,000	1	\$7,000	1	\$7,000
Grade 6. Principal engineer	4	5,600	4	5,600	4	5,600
Principal scientist	2	5,600	2	5,600	2	5,600
Grade 5. Senior engineer	3	4,733	3	4,733	3	4,733
Senior scientist	1	4,600	1	4,600	1	4,600
Grade 4. Engineer	3	4,066	3	4,066	3	4,066
Scientist	1	3,800	1	3,800	1	3,800
Grade 2. Assistant engineer	3	2,766	3	2,766	3	2,766
Assistant scientist	7	2,714	7	2,714	7	2,714
Grade 1. Junior engineer	4	2,075	4	2,075	4	2,075
Junior scientist	4	2,100	5	2,120	5	2,120

Gaging streams—Continued.

By objects	Obligations					
	Estimate, 1935		Estimate, 1934		Actual, 1933	
	Posi- tions	Av. salary	Posi- tions	Av. salary	Posi- tions	Av. salary
PERSONAL SERVICES, DEPARTMENTAL—CON.						
Subprofessional service:						
Grade 5. Scientific illustrator.....	1	\$1,800	1	\$1,800	1	\$1,800
Grade 4. Assistant scientific aid.....	1	1,740	1	1,740	1	1,740
Grade 2. Under laboratory apprentice.....	1	1,260	2	1,260	2	1,260
Clerical, administrative, and fiscal service:						
Grade 7. Junior administrative assistant.....	1	2,900	1	2,900	1	2,900
Grade 5. Senior clerk.....	1	2,200	1	2,200	1	2,200
Senior clerk-stenographer.....			1	2,100	1	2,100
Grade 4. Clerk-stenographer.....	3	2,040	3	2,040	3	2,040
Grade 3. Assistant clerk.....	1	1,620	1	1,620	1	1,620
Assistant clerk-stenographer.....	1	1,620	2	1,680	3	1,660
Grade 2. Junior clerk-stenographer.....	8	1,500	8	1,500	7	1,457
Junior clerk-typist.....					1	1,440
Total permanent, departmental.....	50	149,040	55	157,960	56	159,020
Deduct lapses and administrative furloughs.....		5,040		2,997		6,194
All personal services, departmental.....		144,000		154,961		152,826
Departmental and field service salaries in the District of Columbia.....		124,540		125,000		130,046
PERSONAL SERVICES, FIELD						
Professional service:						
Grade 6. Principal engineer.....	1	5,600	1	5,600	1	5,600
Grade 5. Senior engineer.....	23	4,861	23	4,861	23	4,861
Senior scientist.....					1	4,600
Grade 4. Engineer.....	17	4,082	17	4,082	17	4,082
Scientist.....	2	3,800	2	3,800	2	3,800
Grade 3. Associate engineer.....	19	3,368	19	3,368	20	3,370
Grade 2. Assistant engineer.....	46	2,724	46	2,724	46	2,724
Assistant scientist.....	1.4	2,657	1.4	2,657	1.7	2,688
Grade 1. Junior engineer.....	76	2,106	76	2,106	80	2,101
Junior scientist.....	1	2,000	1	2,000	2	2,000
Clerical, administrative, and fiscal service:						
Grade 6. Principal clerk.....	2	2,600	2	2,600	2	2,600
Grade 5. Senior clerk.....	1	2,200	1	2,200	1	2,200
Grade 4. Clerk.....	3	1,960	3	1,960	4	1,965
Grade 3. Assistant clerk.....	3	1,840	3	1,840	3	1,840
Assistant clerk-stenographer.....	11	1,669	11	1,669	12	1,650
Grade 2. Junior clerk-stenographer.....	3	1,440	3	1,440	4	1,455
Senior stenographer.....	2	1,500	2	1,500	2	1,500
Grade 1. Underclerk.....	2	1,260	2	1,260	2	1,260
Total permanent, field.....	213.4	596,520	213.4	596,520	223.7	620,290
Deduct lapses and administrative furloughs.....		66,520		63,744		21,906
Net permanent positions, field.....		530,000		532,776		598,384
Temporary employees, field.....		146,000		150,000		248,032
All personal services, field.....		676,000		682,776		846,416
Total, departmental and field.....		820,000		837,737		999,242
Deduct legislative reductions.....		82,000		125,660		82,025
01 Personal services (net).....		738,000		712,077		917,217
OTHER OBLIGATIONS						
02 Supplies and materials.....		20,000		10,000		38,279
04 Storage of motor cars.....		200		200		431
05 Communication service.....		3,000		3,000		4,679
06 Travel expenses.....		80,398		74,286		184,824
07 Transportation of things.....		10,000		5,000		22,202
08 Printing, photographing, etc.....		4,000		3,000		5,257
10 Furnishing of heat, light, power, water, and electricity.....		200		200		395
11 Rents.....		4,000		4,000		6,220
12 Repairs and alterations.....						5,125
13 Special and miscellaneous current expenses.....						85
30 Equipment.....		20,000		15,000		79,569
32 Structures and parts.....						9,812
Total other obligations.....		141,798		114,686		356,878
Grand total obligations.....		879,798		826,763		1,274,095
Deduct repayments.....		—224,738		—210,000		—313,294
Deduct direct State payments.....		—220,338		—200,466		—313,037
Received by transfer from—						
Department of the Interior:						
Bureau of Indian Affairs.....		—4,565		—3,725		—3,575
Office of National Parks, Buildings, and Reservations.....		—320		—350		+4
National Park Service.....						—75,000
Department of State.....		—57,519		—48,200		—55,700
Treasury Department.....						+33
War Department.....		—36,520		—27,272		—400
Federal Power Commission.....		—548		—500		—29,628
Add amount transferred to contingent expenses (stationery).....		+2,400		+2,750		+4,572
Net total obligations.....		337,650		339,000		—600
Estimated savings and unobligated balances.....				201,000		+219
Total estimate or appropriation.....		337,650		540,000		490,589

National Industrial Recovery, Interior, Geological Survey—

By objects	Obligations					
	Estimate, 1935		Estimate, 1934		Actual, 1933	
	Posi- tions	Av. salary	Posi- tions	Av. salary	Posi- tions	Av. salary
Rehabilitation of river measurement stations, repairs, replacements of equipment, and improvement of records						
01 Personal services (temporary employees).....		\$80,000		\$150,000		
02 Supplies and materials.....		44,700		79,600		
04 Storage of motor cars and equipment.....		100		300		
05 Communication service.....		200		500		
06 Travel expenses.....		4,000		8,000		
07 Transportation of things.....		400		700		
08 Printing, photographing, etc.....		100		200		
12 Repairs and alterations.....		15,000		50,000		
13 Special and miscellaneous current expenses.....		500		700		
30 Equipment.....		5,000		60,000		
Total.....		150,000		350,000		
New river measurement stations on Colorado, Mississippi, and Ohio Rivers						
01 Personal services (temporary employees).....		5,300		25,000		
02 Supplies and materials.....		2,950		20,800		
04 Storage of motor cars and equipment.....		20		100		
05 Communication service.....		50		100		
06 Travel expenses.....		500		3,000		
07 Transportation of things.....		50		300		
08 Printing, photographing, etc.....		20		100		
30 Equipment.....		610		4,100		
32 Structures and parts.....		500		6,500		
Total.....		10,000		60,000		
Underground water surveys						
01 Personal services (temporary employees).....		22,000		24,000		
02 Supplies and materials.....		3,000		8,800		
04 Storage of motor cars and equipment.....		300		400		
05 Communication service.....		100		150		
06 Travel expenses.....		4,000		5,000		
07 Transportation of things.....		50		100		
08 Printing, photographing, etc.....		50		100		
12 Repairs and alterations.....		2,500		3,700		
30 Equipment.....		9,250		16,500		
Total.....		41,250		58,750		
Grand total obligations.....		201,250		468,750		
1934 appropriation obligated in 1935.....		—201,250		—201,250		
Received by transfer from Federal Emergency Administration of Public Works.....				—670,000		
Total estimate or appropriation.....						

Classification of lands: For the examination and classification of lands with respect to mineral character, water resources, and agricultural utility as required by the public land laws and for related administrative operations; for the preparation and publication of land classification maps and reports; for engineering supervision of power permits and grants under the jurisdiction of the Secretary of the Interior; and for performance of work of the Federal Power Commission, **[\$100,000]** \$93,450, of which amount not to exceed **[\$75,000]** \$82,500 may be expended for personal services in the District of Columbia (*U.S.C., title 43, sec. 31; act Feb. 17, 1933, 47 Stat., p. 847*).

Est. 1935, \$93,450

App. 1934, \$100,000

By objects	Obligations					
	Estimate, 1935		Estimate, 1934		Actual, 1933	
	Posi- tions	Av. salary	Posi- tions	Av. salary	Posi- tions	Av. salary
PERSONAL SERVICES, DEPARTMENTAL						
Professional service:						
Grade 7. Head engineer.....	0.3	\$7,000	0.3	\$7,000	0.5	\$7,000
Grade 6. Principal scientist.....	0.5	6,200	0.5	6,200	0.7	6,200
Principal engineer.....	0.8	5,600	0.8	5,600	1	5,600
Attorney.....			0.3	5,600	0.3	5,600
Grade 5. Senior engineer.....	2	5,000	2	5,000	2	5,000
Senior scientist.....	2	4,600	2	4,600	2	4,600
Grade 4. Engineer.....	3	3,933	3	3,933	3	3,933
Scientist.....	3	4,000	3	4,000	3	4,000
Grade 3. Associate engineer.....	2	3,200	2	3,200	2	3,200
Associate scientist.....	4	3,375	4	3,375	4	3,375
Grade 2. Assistant engineer.....	1	2,600	1	2,600	1	2,600
Subprofessional service:						
Grade 6. Senior engineering draftsman.....	3	2,233	3	2,233	4	2,275
Grade 4. Assistant engineering draftsman.....	1	1,620	1	1,620	1	1,620
Grade 3. Junior engineering draftsman.....	1	1,620	1	1,620	1	1,620

Classification of lands—Continued.

By objects	Obligations					
	Estimate, 1935		Estimate, 1934		Actual, 1933	
	Posi- tions	Av. salary	Posi- tions	Av. salary	Posi- tions	Av. salary
PERSONAL SERVICES, DEPARTMENTAL—CON.						
Clerical, administrative and fiscal service:						
Grade 7. Junior administrative assistant	0.8	\$2,900	0.8	\$2,900	0.8	\$2,900
Grade 6. Principal clerk	1	2,500	1	2,500	1	2,500
Grade 5. Senior clerk	1	2,500	1	2,500	1	2,500
Grade 4. Clerk	5	1,956	5	1,956	5	1,956
Clerk-stenographer	2	1,860	3	1,860	3	1,860
Grade 3. Assistant clerk	4	1,710	5	1,728	6	1,710
Assistant clerk-stenographer	2	1,680	2	1,680	2	1,680
Grade 2. Junior clerk	1	1,500	2	1,530	2	1,530
Grade 1. Under clerk	1	1,560	1	1,560	1	1,560
Total permanent, departmental	41.4	119,180	44.7	126,100	47.3	133,880
Deduct lapses and administrative furloughs		27,672		29,281		3,425
All personal services, departmental		91,508		96,819		130,455
Departmental and field service salaries in the District of Columbia		82,500		75,000		103,839
PERSONAL SERVICES, FIELD						
Professional service:						
Grade 5. Senior scientist	1	4,800	1	4,800	1	4,800
Grade 3. Associate scientist	1	3,200	1	3,200	1	3,200
Grade 2. Assistant engineer					2	2,650
Clerical, administrative, and fiscal service:						
Grade 4. Clerk	1	1,800	1	1,800	1	1,800
Total permanent, field	3	9,800	3	9,800	5	15,100
Deduct lapses and administrative furloughs		5,717		4,724		2,492
Net permanent, field		4,083		5,076		12,608
Temporary employees, field		300		300		3,698
All personal services, field		4,383		5,376		16,306
Total, departmental and field		95,891		102,195		146,761
Deduct legislative reductions		9,589		15,330		15,794
01 Personal services (net)		86,302		86,865		130,967
OTHER OBLIGATIONS						
02 Supplies and materials		400		350		476
04 Storage of motor cars		100		100		78
05 Communication service		100		100		148
06 Travel expenses		4,311		3,428		11,934
07 Transportation of things		1,000		1,000		1,916
08 Printing, photographing, etc.		1,000		1,000		2,909
12 Repairs and alterations						12
30 Equipment		500		500		2,612
Total other obligations		7,411		6,478		20,085
Grand total obligations		93,713		93,343		151,052
Add amount transferred to "Geologic surveys"						+16,700
Deduct repayments						-197
Received by transfer from Department of the Interior						-15,000
Received by transfer from Federal Power Commission		-363		-200		-200
Add amount transferred to contingent expenses (stationery)		+100		+100		+19
Net total obligations		93,450		93,243		152,474
Estimated savings and unobligated balances				6,757		22,526
Total estimate or appropriation		93,450		100,000		175,000

Mineral leasing: For the enforcement of the provisions of the Acts of October 20, 1914 (U.S.C., title 48, sec. 435), October 2, 1917 (U.S.C., title 30, sec. 141), February 25, 1920 (U.S.C., title 30, sec. 181), and March 4, 1921 (U.S.C., title 48, sec. 444), and other Acts relating to the mining and recovery of minerals on Indian and public lands and naval petroleum reserves; and for every other expense incident thereto, including supplies, equipment, expenses of travel and subsistence, the construction, maintenance, and repair of necessary camp buildings and appurtenances thereto, **[\$225,000]** \$173,700, of which amount not to exceed **[\$40,000]** \$52,500 may be expended for personal services in the District of Columbia (U.S.C., title 30, secs. 141, 181; title 43, sec. 31; title 48, secs. 435, 444; act Feb. 17, 1933, 47 Stat., p. 847).

Est. 1935, \$173,700

App. 1934, \$225,000

11724-33—22

Mineral leasing—Continued.

By objects	Obligations					
	Estimate, 1935		Estimate, 1934		Actual, 1933	
	Posi- tions	Av. salary	Posi- tions	Av. salary	Posi- tions	Av. salary
PERSONAL SERVICES, DEPARTMENTAL						
Professional service:						
Grade 7. Head engineer	0.7	\$7,000	0.7	\$7,000	0.5	\$7,000
Grade 6. Principal scientist	0.5	6,200	0.5	6,200	0.3	6,200
Principal engineer	2	5,700	2	5,700	2	5,700
Attorney			0.9	5,600	0.7	5,600
Grade 5. Senior engineer	1	4,600	1	4,600	1	4,600
Grade 4. Engineer	1	3,800	1	3,800	1	3,800
Grade 3. Associate engineer	1	3,300	1	3,300	1	3,300
Subprofessional service:						
Grade 4. Assistant engineering draftsman	1	1,620	1	1,620	1	1,620
Clerical, administrative, and fiscal service:						
Grade 7. Junior administrative assistant	0.3	2,900	0.3	2,900	0.2	2,900
Grade 6. Principal clerk	1.3	2,654	1.3	2,654	1	2,700
Grade 5. Senior clerk	2.5	2,220	2.5	2,220	2	2,150
Grade 4. Clerk	2.5	1,920	2.5	1,920	2	1,950
Grade 3. Assistant clerk-stenographer	2.5	1,654	2.5	1,654	1	1,620
Assistant clerk	1	1,680	1	1,680		
Grade 2. Junior clerk	0.3	1,500	0.3	1,500		
Grade 1. Underclerk	0.2	1,560	0.2	1,560		
Total permanent, departmental	17.8	53,966	18.7	59,006	13.7	47,400
Deduct lapses and administrative furloughs		1,966		5,737		187
All personal services, departmental		52,000		53,269		47,213
Departmental and field service salaries in the District of Columbia		52,500		40,000		39,341
PERSONAL SERVICES, FIELD						
Professional service:						
Grade 6. Principal engineer	3	5,666	3	5,666	3	5,666
Grade 5. Senior engineer	10	4,880	10	4,880	10.5	4,908
Senior scientist	0.5	4,800	0.5	4,800		
Grade 4. Engineer	9	3,911	9	3,911	9	3,911
Supervising driller	1	3,900	1	3,900	1	3,900
Coal-mining assistant					0.7	4,000
Accountant and auditor					1	3,900
Grade 3. Associate engineer	14	3,271	14	3,271	14	3,271
Grade 2. Assistant engineer	11	2,673	11	2,673	11.8	2,666
Oil gager			2	2,800	2	2,800
Subprofessional service:						
Grade 6. Laboratory mechanic	1	2,500	1	2,500	1	2,500
Senior engineering draftsman	2	2,150	2	2,150	2	2,150
Clerical, administrative, and fiscal service:						
Grade 7. Accountant	1	3,100	1	3,100	1	3,100
Junior administrative assistant	1	2,700	1	2,700	1	2,700
Grade 6. Principal clerk	3	2,533	3	2,533	3	2,533
Accountant	1	2,900	1	2,900	1	2,900
Grade 5. Senior clerk	5	2,160	5	2,160	5	2,160
Grade 4. Clerk	8	1,898	8	1,898	8	1,898
Clerk-stenographer	2	1,890	2	1,890	2	1,890
Grade 3. Assistant clerk	6	1,720	7	1,706	7	1,706
Assistant clerk-stenographer	5	1,716	5	1,716	6	1,720
Grade 2. Junior clerk-stenographer	1.5	1,440	1.5	1,440	1.5	1,440
Junior clerk-typist	0.2	1,440	0.2	1,440	0.2	1,440
Custodial service:						
Grade 5. Janitor	1	1,800	1	1,800	1	1,800
Grade 4. Janitor-laborer	0.2	1,320	0.2	1,320	0.2	1,320
Total permanent, field	86.4	258,772	89.4	265,992	92.9	276,828
Deduct lapses and administrative furloughs		53,805		54,516		5,714
Net permanent, field		204,967		211,476		271,114
Temporary employees, field		1,500		500		608
All personal services, field		206,467		211,976		271,722
Total, departmental and field		258,467		265,245		318,935
Deduct subsistence and quarters furnished		5,000		5,000		4,510
		253,467		260,245		314,425
Deduct legislative reductions		25,346		39,786		32,795
01 Personal services (net)		228,121		220,459		281,630
OTHER OBLIGATIONS						
02 Supplies and materials		2,000		2,000		1,843
04 Storage of motor cars		100		100		106
05 Communication service		2,000		2,000		2,387
06 Travel expenses		22,683		28,098		27,163
07 Transportation of things		1,000		1,000		723
08 Printing, photographing, etc.				200		137
10 Furnishing of heat, light, power, water, and electricity		4,000		4,000		3,906
11 Rents		1,000		3,000		2,929
12 Repairs and alterations		1,000		1,000		1,228
13 Special and miscellaneous current expenses						186
30 Equipment		5,000		10,000		5,481
32 Structures and parts						32
Total other obligations		38,783		51,398		46,121
Grand total obligations		266,904		271,857		327,751

Mineral leasing—Continued.

By objects	Obligations		
	Estimate, 1935	Estimate, 1934	Actual, 1933
OTHER OBLIGATIONS—continued			
Deduct repayments.....			—\$403
Received by transfer from Department of the Interior:			
Bureau of Indian Affairs.....	—\$57,710	—\$56,800	{ —69,000
National Park Service.....			+1,295
Received by transfer from Navy Department.....	—37,240	—36,882	{ —33,750
Add amount transferred to contingent expenses (stationery).....	+1,750	+1,825	{ —45,000
Net total obligations.....	173,700	180,000	+512
Estimated savings and unobligated balances.....		45,000	183,405
Total estimate or appropriation.....	173,700	225,000	41,595

National Industrial Recovery, Interior, Geological Survey—

By objects	Obligations		
	Estimate, 1935	Estimate, 1934	Actual, 1933
Physical improvements at Taft (Calif.) and Midwest (Wyo.) camps			
01 Personal services (temporary employees).....		\$6,174	
02 Supplies and materials.....		2,000	
13 Special and miscellaneous current expenses.....		500	
32 Structures and parts.....		3,000	
Total.....		11,674	
Safeguarding mine openings and controlling surface and subsurface water on Indian lands in Oklahoma			
01 Personal services (temporary employees).....	\$132,000	143,300	
02 Supplies and materials.....	8,500	7,500	
04 Storage of motor cars and equipment.....	100	50	
05 Communication service.....	100	100	
06 Travel expenses.....	1,200	900	
07 Transportation of things.....	100	150	
08 Printing, photographing, etc.....	100	100	
12 Repairs and alterations.....	500	300	
13 Special and miscellaneous current expenses.....	600	600	
30 Equipment.....	4,000	3,000	
Total.....	147,200	158,000	
Safeguarding mine openings and controlling outcrop fires in Montana, North Dakota, and Wyoming			
01 Personal services (temporary employees).....	68,230	44,455	
02 Supplies and materials.....	1,000	1,000	
04 Storage of motor cars and equipment.....	100	100	
05 Communication service.....	150	150	
06 Travel expenses.....	3,000	2,000	
07 Transportation of things.....	100	75	
08 Printing, photographing, etc.....	100	100	
11 Rents.....	420	420	
12 Repairs and alterations.....	500	300	
13 Special and miscellaneous current expenses.....	400	400	
30 Equipment.....	1,000	1,000	
Total.....	75,000	50,000	
Plugging and abandonment of wells drilled for oil and gas on public lands			
01 Personal services (temporary employees).....	75,650	110,800	
02 Supplies and materials.....	1,000	2,500	
04 Storage of motor cars and equipment.....	100	200	
05 Communication service.....	100	100	
06 Travel expenses.....	2,000	3,600	
07 Transportation of things.....	100	200	
08 Printing, photographing, etc.....	50	100	
12 Repairs and alterations.....	300	500	
13 Special and miscellaneous current expenses.....	200	500	
30 Equipment.....	500	1,500	
Total.....	80,000	120,000	
Grand total obligations.....	302,200	337,674	
1934 appropriation obligated in 1935.....	—302,200	+302,200	
Received by transfer from Federal Emergency Administration of Public Works.....		—639,874	
Total, estimate or appropriation.....			

Printing and binding, and so forth: For printing and binding, **[\$110,000] \$75,000**; for preparation of illustrations, **[\$15,000] \$14,740**; and for engraving and printing geologic and topographic maps, **[\$85,000] \$78,390**; in all, **[\$210,000] \$168,130** (U.S.C., title 43, sec. 31; act Feb. 17, 1933, 47 Stat., p. 847).

Est. 1935, \$168,130

App. 1934, \$210,000

By objects	Obligations		
	Estimate, 1935	Estimate, 1934	Actual, 1933
08 Printing, photographing, etc.....	\$75,000	\$75,000	\$94,883
Total obligations.....	75,000	75,000	94,883
Deduct repayments.....			—12
Received by transfer from Department of the Interior.....			—18,000
Net total obligations.....	75,000	75,000	76,871
Estimated savings and unobligated balances.....		35,000	43,129
Total estimate or appropriation.....	75,000	110,000	120,000
Preparation of illustrations			
PERSONAL SERVICES, DEPARTMENTAL			
Professional service:	Posi- Av. salary	Posi- Av. salary	Posi- Av. salary
Grade 4. Engineer (chief illustrator).....	1 \$3,800	1 \$3,800	1 \$3,800
Subprofessional service:			
Grade 8. Chief scientific illustrator.....	2 2,850	2 2,850	2 2,850
Grade 7. Principal scientific illustrator.....	3 2,500	4 2,450	4 2,450
Grade 6. Senior scientific illustrator.....	1 2,200	1 2,200	1 2,200
Clerical, administrative, and fiscal service:			
Grade 3. Assistant clerk.....	.5 1,740	.5 1,740	1 1,740
Total permanent, departmental.....	7.5 20,070	8.5 22,370	9 23,240
Deduct lapses and administrative furloughs.....	2,945	5,068	137
All personal services, departmental.....	17,125	17,302	23,103
Deduct legislative reductions.....	1,712	2,595	2,624
01 Personal services (net).....	15,413	14,707	20,479
OTHER OBLIGATIONS			
02 Supplies and materials.....	102	100	309
08 Printing, photographing, etc.....	100	100	240
30 Equipment.....	25	25	45
Total other obligations.....	225	225	594
Grand total obligations.....	15,640	14,932	21,073
Deduct repayments.....	—900	—1,000	—957
Received by transfer from Department of the Interior.....			—3,000
Net total obligations.....	14,740	13,932	17,066
Estimated savings and unobligated balances.....		1,068	2,914
Total estimate or appropriation.....	14,740	15,000	20,000
Geologic and topographic maps			
PERSONAL SERVICES, DEPARTMENTAL			
Professional service:	Posi- Av. salary	Posi- Av. salary	Posi- Av. salary
Grade 6. Principal engineer (chief of division).....	2 \$4,600	2 \$4,600	1 \$5,600
Grade 5. Senior engineer.....	6 3,200	6 3,200	9 3,233
Grade 3. Associate engineer.....			
Subprofessional service:			
Grade 8. Chief lithographer.....	9 2,666	9 2,666	9 2,666
Grade 7. Principal lithographer.....	2 2,600	2 2,600	2 2,600
Grade 6. Senior lithographer.....	28 2,200	28 2,200	32 2,172
Senior engineering draftsman.....			0.7 2,300
Grade 5. Lithographer.....	9 1,886	9 1,886	10 1,878
Grade 4. Assistant lithographer.....	7 1,697	8 1,725	8 1,725
Grade 3. Junior lithographer.....	2 1,440	2 1,440	2 1,440
Grade 2. Apprentice lithographer.....	13 1,302	13 1,302	13 1,302
Grade 1. Minor apprentice lithographer.....	9 1,026	9 1,026	12 1,025
Clerical, administrative, and fiscal service:			
Grade 13. Chief engraver.....	1 5,600	1 5,600	1 5,600
Grade 11. Assistant chief.....	1 3,800	1 3,800	1 3,800
Grade 9. Senior administrative assistant.....	2 3,300	2 3,300	2 3,300
Grade 7. Junior administrative assistant.....	1 2,800	1 2,800	1 2,800
Grade 6. Principal clerk.....	1 2,700	1 2,700	1 2,700
Grade 5. Senior photographer.....	3 2,166	3 2,166	5 2,160
Grade 4. Photographer.....	1 1,860	1 1,860	1 1,860
Grade 3. Assistant clerk.....	2 1,920	2 1,920	2 1,920
Assistant photographer.....	1 1,620	1 1,620	1 1,620
Grade 2. Junior clerk.....		1 1,440	1 1,440
Custodial service:			
Grade 3. Messenger.....	1 1,320	1 1,320	1 1,320
Grade 2. Laborer.....	2 1,140	2 1,140	2 1,140
Total permanent, departmental.....	105 216,020	107 219,380	119.7 253,550
Deduct lapses and administrative furloughs.....	4,320	4,380	34,720
All personal services, departmental.....	211,700	215,000	218,830
Deduct legislative reductions.....	21,170	21,723	22,145
01 Personal services (net).....	190,530	193,277	196,685

Printing and binding, etc.—Continued.

By objects	Obligations		
	Estimate, 1935	Estimate, 1934	Actual, 1933
OTHER OBLIGATIONS			
02 Supplies and materials.....	\$50,000	\$38,000	\$29,164
05 Communication service.....			3
06 Travel expenses.....			181
07 Transportation of things.....	500	300	227
08 Printing, photographing, etc.....	2,500	2,000	1,422
12 Repairs and alterations.....	1,000	1,400	618
30 Equipment.....	6,000	10,000	11,496
Total other obligations.....	60,000	51,700	43,111
Grand total obligations.....	250,530	244,977	239,796
Deduct repayments.....	-172,140	-170,200	-143,278
Received by transfer from Department of the Interior.....			-16,500
Net total obligations.....	78,390	74,777	80,018
Estimated savings and unobligated balances.....		10,223	29,982
Total estimate or appropriation.....	78,390	85,000	110,000

National Industrial Recovery, Interior, Geological Survey—

By objects	Obligations		
	Estimate, 1935	Estimate, 1934	Actual, 1933
<i>Publication of 104 topographic maps now in various stages of preparation</i>			
01 Personal services (temporary employees).....	\$50,300	\$32,900	
02 Supplies and materials.....	3,200	2,100	
1934 appropriation obligated in 1935.....	-53,500	+53,500	
Received by transfer from Federal Emergency Administration of Public Works.....		-88,500	
Total estimate or appropriation.....			

During the fiscal year [1934] 1935, the head of any department or independent establishment of the Government having funds available for scientific and technical investigations and requiring cooperative work by the Geological Survey on scientific and technical investigations within the scope of the functions of that bureau and which it is unable to perform within the limits of its appropriations may, with the approval of the Secretary of the Interior, transfer to the Geological Survey such sums as may be necessary to carry on such investigations. The Secretary of the Treasury shall transfer on the books of the Treasury Department any sums which may be authorized hereunder, and such amounts shall be placed to the credit of the Geological Survey for the performance of work for the department or establishment from which the transfer is made: *Provided*, That any sums transferred by any department or independent establishment of the Government to the Geological Survey for cooperative work in connection with this appropriation may be expended in the same manner as sums appropriated herein may be expended: *Provided further*, That any funds herein appropriated for the Geological Survey for cooperative work may be utilized prior to July 1, [1933] 1934, as required to enable the Geological Survey to continue its cooperative work pending reimbursement from cooperative agencies, the amount so utilized to be repaid to the appropriation from which advanced (*act Feb. 17, 1933, 47 Stat., p. 847*).

During the fiscal year [1934] 1935, upon the request of the Secretary of the Interior, the Secretary of War or the Secretary of the Navy is authorized to furnish aerial photographs required for mapping projects, in so far as the furnishing of such photographs will be economical to the Federal Government and does not conflict with military or naval operations or the other parts of the regular training program of the Army, Navy, and Marine Corps flying services, and the Secretary of the Interior is authorized to reimburse the War or Navy Department for the cost of making the photographs, such cost to be confined to the actual cost of gasoline, oil, film, paper, chemicals, and the labor performed in developing the photographic negatives and the printing of copies of photographs, and the per diem expenses of the personnel authorized by law, together with such incidental expenses as care and minor repairs to plane and transportation of personnel to and from projects, and the War Department or the Navy Department, on request of the Department of the Interior, is authorized to furnish copies to any State, county, or municipal agency cooperating with the Federal Government in the mapping project for which the photographs were taken. In the event that the Director of the

Geological Survey deems it advantageous to the Government, the Geological Survey is authorized to contract with civilian aerial photographic concerns for the furnishing of such photographs (*act Feb. 17, 1933, 47 Stat., pp. 847-848*).

Appropriations herein made shall be available for payment of the costs of packing, crating, and transportation (including drayage) of personal effects of employees upon permanent change of station, under regulations to be prescribed by the Secretary of the Interior (*act Feb. 17, 1933, 47 Stat., p. 848*).

Total, United States Geological Survey, [\$1,992,500] \$1,322,190.

Annual appropriations, general fund:

Estimate 1935, \$1,322,190 Appropriated 1934, \$1,992,500

OFFICE OF NATIONAL PARKS, BUILDINGS, AND RESERVATIONS

Salaries and Expenses, Office of National Parks, Buildings, and Reservations—

Salaries: For the Director of the [National Park Service] Office of National Parks, Buildings, and Reservations and other personal services in the District of Columbia, including accounting services in checking and verifying the accounts and records of the various operators, licensees, and permittees conducting utilities and other enterprises within the national parks and monuments, and including the services of specialists and experts for investigations and examinations of lands to determine their suitability for national park and national monument purposes and members of the commission appointed under the provisions of the Act of February 21, 1925 (43 Stat., p. 959): *Provided*, That such specialists and experts may be employed for temporary service at rates to be fixed by the Secretary of the Interior to correspond to those established by the Classification Act of 1923, as amended, and without reference to the Civil Service Act of January 16, 1883, [\$160,000] \$148,390, of which amount not to exceed [\$25,100] \$20,720 may be expended for the services of field employees engaged in examination of lands and in developing the educational work of the [National Park Service] Office of National Parks, Buildings, and Reservations (U.S.C., title 16, sec. 1; *acts Feb. 21, 1925, 43 Stat., p. 959; Feb. 17, 1933, 47 Stat., p. 848*).

Est. 1935, \$148,390

App. 1934, \$160,000

By objects	Obligations					
	Estimate, 1935		Estimate, 1934		Actual, 1933	
PERSONAL SERVICES, DEPARTMENTAL	Posi-	Av.	Posi-	Av.	Posi-	Av.
Clerical, administrative, and fiscal service:	tions	salary	tions	salary	tions	salary
Grade 15. Special executive officer (Director).....	1	\$8,000	1	\$9,000	1	\$9,000
Grade 14. Special executive officer (Associate Director).....	1	6,500	1	7,000	1	7,000
Grade 13. Executive officer (Senior Assistant Director).....	1	5,600	1	5,800	1	5,800
Grade 12. Investigator (accountant and auditor).....	1	5,000	1	5,000	1	5,000
Investigator (utility expert).....	1	4,600	1	4,600	1	4,600
Grade 9. Investigator (accountant and auditor).....	1	3,500	2	3,350	2	3,500
Senior administrative assistant.....	2	3,450	2	3,450	2	3,450
Editor.....	1	3,300	1	3,300	1	3,300
Grade 7. Chief photographer.....	1	2,700	1	2,700	1	2,700
Grade 6. Principal clerk-stenographer.....					1	2,600
Senior clerk.....	5	2,440	5	2,440	4	2,500
Grade 5. Senior clerk-stenographer.....	1	2,400	1	2,400	1	2,300
Senior clerk.....	2	2,150	2	2,150	2	2,150
Grade 4. Clerk.....	7	1,817	5.8	1,831	4	1,830
Clerk-stenographer.....	6	1,920	6	1,920	6	1,920
Grade 3. Senior stenographer.....	4	1,635	4	1,635	4	1,650
Assistant clerk-stenographer.....	3	1,660	3	1,660	3	1,660
Assistant clerk.....	3	1,700	3	1,700	3	1,680
Grade 2. Junior clerk-stenographer.....	2	1,440	2	1,440	4	1,440
Junior clerk.....	4	1,440	4	1,440	3	1,440
Professional and scientific service:						
Grade 6. Chief scientist.....	1	5,800	1	5,800	1	5,800
Assistant director.....	1	5,400	2	5,500	1	5,600
Grade 5. Assistant director.....					1	5,400
Grade 4. Historian.....	1	3,800	1	3,800	1	3,800
Principal aid.....	1	3,800	1	3,800	1	3,800
Attorney.....			1	3,800	1	3,800
Grade 2. Law examiner.....	1	2,600	1	2,600	1	2,600
Subprofessional service:						
Grade 8. Chief engineering draftsman.....	1	2,800	1	2,800	1	2,800
Grade 5. Engineering draftsman.....	1	1,800	1	1,800	1	1,800
Grade 4. Assistant engineering draftsman.....	1	1,620	1	1,620	1	1,620
Custodial service:						
Grade 3. Messenger.....	2	1,320	2	1,320	2	1,320
Total permanent, departmental.....	57	144,760	58.7	157,060	58	155,700
Deduct lapses and administrative furloughs.....						2,058
Net permanent, departmental.....		144,760		157,060		153,642

Salaries and Expenses, Office of National Parks, Buildings, and Reservations—Continued.

By objects	Obligations					
	Estimate, 1935		Estimate, 1934		Actual, 1933	
	Posi- tions	Av. salary	Posi- tions	Av. salary	Posi- tions	Av. salary
PERSONAL SERVICES, FIELD						
Professional service:						
Grade 5. Senior park naturalist.....	1	\$4,800	1	\$4,800	1	\$4,800
Grade 4. Field naturalist.....	2	3,900	2	3,900	2	3,900
Grade 3. Associate field naturalist.....	1	3,200	1	3,200		
Clerical, administrative and fiscal service:						
Grade 3. Senior stenographer.....	2	1,740	2	1,740	2	1,740
Total permanent, field.....	6	19,280	6	19,280	5	16,080
Temporary employees, field.....		840		840		4,419
All personal services, field.....		20,120		20,120		20,499
Total, departmental and field.....		164,880		177,180		174,141
Deduct legislative reduction.....		16,490		26,575		20,070
01 Personal services (net).....		148,390		150,605		154,071
Received by transfer from War Department.....				--1,500		
Estimated savings and unobligated balances.....				10,895		20,549
Total estimate or appropriation.....		148,390		160,000		174,620

General expenses: For every expenditure requisite for and incident to the authorized work of the office of the Director of [the National Park Service] *National Parks, Buildings, and Reservations* not herein provided for, including traveling expenses, telegrams, photographic supplies, prints, and motion-picture films, necessary expenses of attendance at meetings concerned with the work of the [National Park Service] *Office of National Parks, Buildings, and Reservations* when authorized by the Secretary of the Interior, and necessary expenses of field employees engaged in examination of lands and in developing the educational work of the [National Park Service, \$25,000] *Office of National Parks, Buildings, and Reservations, \$24,500: Provided, That necessary expenses of field employees in attendance at such meetings, when authorized by the Secretary, shall be paid from the various park and monument appropriations (U.S.C., title 16, sec. 1; act Feb. 17, 1933, 47 Stat., p. 848).*

Est. 1935, \$24,500

App. 1934, \$25,000

By objects	Obligations		
	Estimate, 1935	Estimate, 1934	Actual, 1933
02 Supplies and materials.....	\$3,900	\$3,900	\$5,448
05 Communication service.....	1,650	1,650	2,467
06 Travel expenses.....	16,440	16,940	20,541
07 Transportation of things.....	300	300	381
08 Printing, photographing, etc. (service).....	1,400	1,400	3,469
11 Rents.....	50	50	65
12 Repairs and alterations (service).....	160	160	598
13 Special and miscellaneous (current expenses).....	200	200	55
30 Equipment.....	400	400	2,815
Total obligations.....	24,500	25,000	35,839
Estimated savings and unobligated balance.....			1,161
Total estimate or appropriation.....	24,500	25,000	37,000
BY ACTIVITIES OR PROJECTS			
Washington office.....	16,100	16,600	28,614
Field.....	8,400	8,400	7,225
Total.....	24,500	25,000	35,839

Acadia National Park, Maine: For administration, protection, and maintenance, including \$3,000 for George B. Dorr as superintendent, \$3,000 for temporary clerical services for investigation of titles and preparation of abstracts thereof of lands donated to the United States for inclusion in the Acadia National Park, and not

exceeding \$1,800 for the [purchase,] maintenance, operation, and repair of motor-driven passenger-carrying vehicles for the use of the superintendent and employees in connection with general park work, [\$54,200; for the construction of physical improvements, \$800; in all, \$55,000] \$41,470 (*U.S.C., title 16, sec. 341; act Feb. 17, 1933, 47 Stat., pp. 848-849*).

Est. 1935, \$41,470

App. 1934, \$55,000

By objects	Obligations					
	Estimate, 1935		Estimate, 1934		Actual, 1933	
	Posi- tions	Av. salary	Posi- tions	Av. salary	Posi- tions	Av. salary
PERSONAL SERVICES, FIELD						
Professional service:						
Grade 6. Attorney.....	0.6	\$5,600	0.6	\$5,600	0.6	\$5,600
Grade 3. Civil engineer.....	0.2	3,500	0.2	3,500	0.2	3,500
Grade 2. Assistant landscape architect.....	1	2,600	1	2,600	1	2,600
Grade 1. Assistant engineer.....					0.1	2,200
Junior naturalist.....	1	2,000	1	2,000		
Clerical, administrative, and fiscal service:						
Grade 11. Assistant to the superintendent.....	0.5	3,800	0.5	3,800	0.5	3,800
Grade 7. Superintendent.....	1	3,000	1	3,000	1	3,000
Assistant superintendent.....	1	2,600	1	2,600		
Grade 5. Chief clerk.....	1	2,200	1	2,200	1	2,200
Grade 3. Clerk-stenographer.....	1	1,800	1	1,800	1	1,800
Grade 2. Junior clerk.....	1	1,440	1	1,440	1	1,440
Custodial service:						
Grade 8. Chief ranger.....					1	2,100
Grade 7. Foreman-mechanic.....	1	2,100	1	2,100	1	2,100
Ranger.....	2	1,920	2	1,920	2	1,920
Total permanent, field.....	11.3	27,540	11.3	27,540	10.4	25,260
Deduct lapses and administrative furloughs.....						834
Net permanent, field.....		27,540		27,540		24,426
Temporary employees, field.....		9,843		9,843		18,494
All personal services, field.....		37,383		37,383		42,920
Deduct legislative reductions.....		3,740		5,610		3,940
Total cash paid salaries and wages.....		33,643		31,773		38,980
Deduct amount included in objects below.....						1,243
01 Personal services (net).....		33,643		31,773		37,737
OTHER OBLIGATIONS						
02 Supplies and materials.....		3,562		3,562		4,487
05 Communication service.....		325		325		425
06 Travel expense.....		800		800		887
07 Transportation of things (service).....		50		50		38
10 Furnishing heat, light, water, and power (service).....		480		480		560
11 Rents.....		1,500		1,500		2,723
12 Repairs and alterations.....		300		300		409
13 Special and miscellaneous (current expenses).....		10		10		3
30 Equipment.....		800		800		3,661
32 Structures and parts, and nonstructural improvements to land (includes fixed equipment).....						3,688
Total other obligations.....		7,827		7,827		16,881
Grand total obligations.....		41,470		39,600		54,618
Estimated savings and unobligated balances.....				15,400		4,782
Total estimate or appropriation.....		41,470		55,000		59,400
BY ACTIVITIES OR PROJECTS						
100 Administration and protection.....		27,330		27,330		30,872
200 Maintenance, repair, and operation.....		11,470		11,470		16,397
Equipment.....		800		800		3,661
Structures and parts.....						3,688
Amount required for 90% salaries.....		1,870				
Total.....		41,470		39,600		54,618

Bryce Canyon National Park, Utah: For administration, protection, and maintenance, including not exceeding \$300 for the maintenance, operation, and repair of motor-driven passenger-carrying vehicles for the use of the superintendent and employees in connection with the general park work, [\$11,390; for construction of an equipment shed, \$2,400; in all, \$13,790] \$10,490 (*U.S.C., title 16, sec. 401; act Feb. 17, 1933, 47 Stat., p. 849*).

Est. 1935, \$10,490

App. 1934, \$13,790

Bryce Canyon National Park—Continued.

By objects	Obligations					
	Estimate, 1935		Estimate, 1934		Actual, 1933	
PERSONAL SERVICES, FIELD	Posi- tions	Av. salary	Posi- tions	Av. salary	Posi- tions	Av. salary
Professional service:						
Grade 3. Assistant superintendent-engineer	0.2	\$3,200	0.2	\$3,200	0.2	\$3,200
Clerical, administrative, and fiscal service:						
Grade 11. Superintendent	0.2	3,800	0.2	3,800	0.2	3,800
Grade 6. Chief clerk	0.2	2,300	0.2	2,300	0.2	2,300
Custodial service:						
Grade 9. Chief ranger	0.2	2,300	0.2	2,300	0.2	2,300
Grade 7. Ranger	1	1,860	1	1,860	1	1,860
Total permanent, field	1.8	4,180	1.8	4,180	1.8	4,180
Temporary employees, field		4,380		4,420		5,027
All personal services, field		8,560		8,600		9,207
Deduct subsistence and quarters furnished		550		550		560
		8,010		8,050		8,647
Deduct legislative reductions		860		1,200		1,003
Total cash paid salaries and wages		7,150		6,760		7,644
Deduct amount included in objects below						1,351
01 Personal services (net)		7,150		6,760		6,293
OTHER OBLIGATIONS						
02 Supplies and materials		1,390		1,390		904
05 Communication service		50		50		10
06 Travel expenses		200		200		172
07 Transportation of things (service)		50		50		62
08 Printing, photographing, etc. (service)		150		150		41
10 Furnishing heat, light, water, and power (service)		50		50		
11 Rents		200		200		138
12 Repairs and alterations		250		250		21
13 Special and miscellaneous (current expenses)		100		100		
30 Equipment		900		900		869
32 Structures and parts, and nonstructural improvements to land (includes fixed equipment)						2,970
Total, other obligations		3,340		3,340		5,187
Grand total, obligations		10,490		10,100		11,480
Estimated savings and unobligated balances				3,690		3,320
Total estimate or appropriation		10,490		13,790		14,800
BY ACTIVITIES OR PROJECTS						
100. Administration and protection		6,400		6,400		5,569
200. Maintenance, repair, and operation		2,760		2,800		2,072
Equipment		900		900		869
Structures and parts						2,970
Amount required for 90 percent salaries		430				
Total		10,490		10,100		11,480

Carlsbad Caverns National Park, New Mexico: For administration, protection, and maintenance, including not exceeding \$800 for the maintenance, operation, and repair of motor-driven passenger-carrying vehicles for the use of the superintendent and employees in connection with general park work, **[\$52,380]** \$52,380 (U.S.C., title 16, sec. 431; act Feb. 17, 1933, 47 Stat., p. 849).

Est. 1935, \$52,330

App. 1934, \$68,330

By objects	Obligations					
	Estimate, 1935		Estimate, 1934		Actual, 1933	
PERSONAL SERVICES, FIELD	Posi- tions	Av. salary	Posi- tions	Av. salary	Posi- tions	Av. salary
Professional service:						
Grade 2. Chief operating engineer	1	\$2,600	1	\$2,600	1	\$2,600
Clerical, administrative, and fiscal service:						
Grade 11. Superintendent	1	3,800	1	3,800	1	3,800
Grade 6. Chief clerk	1	2,700	1	2,700	1	2,700
Grade 4. Clerk	1	2,040	1	2,040	1	2,040
Grade 2. Junior clerk	1	1,440	1	1,440	1	1,440
Storekeeper	1	1,440	1	1,440	1	1,440
Custodial service:						
Grade 9. Chief ranger	1	2,300	1	2,300	1	2,300
Grade 7. Ranger	7	1,860	7	1,860	11	1,860
Grade 6. Power-plant operator	2	1,710	2	1,710	2	1,710
Foreman	1	1,680	1	1,680	1	1,680
Grade 4. Handyman	1	1,320	1	1,320	2	1,320
Grade 3. Laborer	2	1,290	2	1,290	2	1,290
Grade 2. Laborer	3	1,080	3	1,080	3	1,080
Total permanent, field	23	41,580	23	41,580	28	50,340

Carlsbad Caverns National Park, New Mexico—Continued.

By objects	Obligations					
	Estimate, 1935		Estimate, 1934		Actual, 1933	
PERSONAL SERVICES, FIELD—continued						
Deduct lapses and administrative furloughs						\$9,885
Net permanent, field		\$41,580		\$41,580		40,455
Temporary employees, field		5,120		5,120		20,984
All personal services, field		46,700		46,700		61,439
Deduct subsistence and quarters furnished		2,500		2,500		2,787
		44,200		44,200		58,652
Deduct legislative reductions		4,670		7,000		3,520
Total cash paid salaries and wages		39,530		37,200		55,132
Deduct amount included in objects below						14,211
01 Personal services (net)		39,530		37,200		40,921
OTHER OBLIGATIONS						
02 Supplies and materials		8,200		8,200		8,404
05 Communication service		230		230		247
06 Travel expenses		500		500		239
07 Transportation of things (service)		700		700		762
08 Printing, photographing, etc. (service)		170		170		352
10 Furnishing heat, light, water, and power (service)		250		250		235
11 Rents		250		250		247
12 Repairs and alterations (service)		1,500		1,500		1,320
13 Special and miscellaneous (current expenses)						163
30 Equipment		1,000		1,000		1,757
32 Structures and parts, and nonstructural improvements to land (includes fixed equipment)						68,278
Total other obligations		12,800		12,800		82,004
Grand total obligations		52,330		50,000		122,925
1932 appropriation obligated in 1933						—13,000
Net total obligations		52,330		50,000		109,925
Estimated savings and unobligated balances				18,330		18,875
Total estimate or appropriation		52,330		68,330		128,800
BY ACTIVITIES OR PROJECTS						
100 Administration and protection		25,000		25,000		27,344
200 Maintenance, repair, and operation		24,000		24,000		25,546
Equipment		1,000		1,000		1,757
Structures and parts						68,278
Amount required for 90 percent salaries		2,330				
Total		52,330		50,000		122,925

Crater Lake National Park, Oregon: For administration, protection, and maintenance, including not exceeding \$800 for the maintenance, operation, and repair of motor-driven passenger-carrying vehicles for the use of the superintendent and employees in connection with general park work, **[\$53,670]** for construction of physical improvements, \$8,000, including \$2,000 for extension of electric system and \$6,000 for extension and improvement of water system; in all, **\$61,670** \$48,190 (U.S.C., title 16, sec. 121; act Feb. 17, 1933, 47 Stat., p. 849).

Est. 1935, \$48,190

App. 1934, \$61,670

By objects	Obligations					
	Estimate, 1935		Estimate, 1934		Actual, 1933	
PERSONAL SERVICE, FIELD	Posi- tions	Av. salary	Posi- tions	Av. salary	Posi- tions	Av. salary
Professional service:						
Grade 3. Naturalist	1	\$3,200	1	\$3,200	1	\$3,200
Clerical, administrative, and fiscal service:						
Grade 11. Superintendent	1	3,800	1	3,800	1	3,800
Grade 5. Chief clerk	1	2,500	1	2,500	1	2,500
Grade 3. Assistant clerk	1	1,620	1	1,620	1	1,620
Custodial service:						
Grade 9. Chief ranger	1	2,300	1	2,300	1	2,300
Grade 8. Mechanic	1	2,300	1	2,300	1	2,300
Grade 7. Ranger	1	1,860	1	1,860	2	1,860
Total permanent, field	7	17,580	7	17,580	8	19,440
Deduct lapses and administrative furloughs						1,381
Net permanent, field		17,580		17,580		18,059
Temporary employees, field		22,260		22,260		30,591
All personal services, field		39,840		39,840		48,650

Crater Lake National Park, Oregon—Continued.

By objects	Obligations		
	Estimate, 1935	Estimate, 1934	Actual, 1933
PERSONAL SERVICE, FIELD—continued			
Deduct subsistence and quarters furnished.	\$2,300	\$2,300	\$2,539
Deduct legislative reductions.	37,540 3,980	37,540 5,970	46,111 4,531
Total cash paid, salaries and wages.	33,560	31,570	41,580
Deduct amount included in objects below.			14,623
01 Personal services (net)	33,560	31,570	26,957
OTHER OBLIGATIONS			
02 Supplies and materials.	5,905	5,905	14,462
05 Communication service.	400	400	816
06 Travel expenses.	600	600	717
07 Transportation of things (service).	200	200	233
08 Printing, photographing, etc. (service).	300	300	294
10 Furnishing heat, light, water, and power (service).	3,000	3,000	1,121
11 Rents.	125	125	
12 Repairs and alterations (service).	350	350	480
13 Special and miscellaneous (current expenses).	50	50	594
30 Equipment.	3,700	3,700	2,739
32 Structures and parts, and nonstructural improvements to land (includes fixed equipment).			30,575
Total other obligations.	14,630	14,630	52,031
Net total obligations.	48,190	46,200	78,988
Estimated savings and unobligated balance.		15,470	9,012
Total estimate or appropriation.	48,190	61,670	88,000
BY ACTIVITIES OR PROJECTS			
100. Administration and protection.	26,270	26,270	25,006
200. Maintenance, repair, and operation.	16,230	16,230	20,668
Equipment.	3,700	3,700	2,739
Structures and parts.			30,575
Amount required for 90 percent salaries.	1,990		
Total.	48,190	46,200	78,988

General Grant National Park, California: For administration, protection, and maintenance, including not exceeding \$400 for the maintenance, operation, and repair of a motor-driven passenger-carrying vehicle **[\$15,000]** \$11,750 (U.S.C., title 16, sec. 45; act Feb. 17, 1933, 47 Stat., p. 849).

Est. 1935, \$11,750

App. 1934, \$15,000

By objects	Obligations			
	Estimate, 1935		Estimate, 1934	
	Posi- tions	Av. salary	Posi- tions	Av. salary
PERSONAL SERVICES, FIELD				
Clerical, administrative, and fiscal service:				
Grade 8. Assistant superintendent.	1	\$2,900	1	\$2,900
Custodial service:				
Grade 7. Ranger.	1	1,860	1	1,860
Total permanent, field.	2	4,760	2	4,760
Temporary employees, field.		5,400		5,405
All personal services, field.	10,160		10,165	
Deduct subsistence and quarters finished.	600		600	
Deduct legislative reductions.	9,560		9,565	
Total cash paid salaries and wages.	1,020		1,525	
Deduct amount included in objects below.				1,560
01 Personal services (net)	8,540		8,040	
OTHER OBLIGATIONS				
02 Supplies and materials.		2,500		2,500
04 Subsistence and care of animals, and storage care of vehicles.				15
05 Communication service.		20		67
06 Travel expenses.		300		375
07 Transportation of things (service).		10		11
08 Printing, photographing, etc. (service).		30		31
10 Furnishing heat, light, power, and water (service).				2

General Grant National Park, California—Continued.

By objects	Obligations		
	Estimate, 1935	Estimate, 1934	Actual, 1933
OTHER OBLIGATIONS—continued			
12 Repairs and alterations (service).	\$100	\$100	\$125
30 Equipment.	250	250	2,441
32 Structures and parts and nonstructural improvements to land (includes fixed equipment).			1,697
Total, other obligations.	3,210	3,210	7,409
Net total obligations.	11,750	11,250	19,254
Estimated savings and unobligated balances.		3,750	2,646
Total estimate or appropriation.	11,750	15,000	21,900
BY ACTIVITIES OR PROJECTS			
100. Administration and protection.	6,085	6,085	7,147
200. Maintenance, repair, and operation.	4,915	4,915	7,969
Equipment.	250	250	2,441
Structures and parts.			1,697
Amount required for 90 percent salaries.	500		
Total.	11,750	11,250	19,254

Glacier National Park, Montana: For administration, protection, and maintenance, including necessary repairs to the roads from Glacier Park Station through the Blackfeet Indian Reservation to the various points in the boundary line of the Glacier National Park and the international boundary, including not exceeding \$750 for the maintenance, operation, and repair of motor-driven passenger-carrying vehicles for the use of the superintendent and employees in connection with general park work, **[\$191,300]**; for construction of physical improvements, **\$8,700**, including not exceeding \$4,000 for a ranger station, \$1,500 for a road maintenance camp, \$1,200 for two snowshoe cabins, and \$2,000 for two camp-tender cabins; in all, **\$200,000** **[\$151,660]** (U.S.C., title 16, sec. 161; act Feb. 17, 1933, 47 Stat., p. 849).

Est. 1935, \$151,660

App. 1934, \$200,000

By objects	Obligations			
	Estimate, 1935		Estimate, 1934	
	Posi- tions	Av. salary	Posi- tions	Av. salary
PERSONAL SERVICES, FIELD				
Professional service:				
Grade 3. Resident engineer.	1	\$3,600	1	\$3,600
Naturalist.	1	3,200	1	3,200
Clerical, administrative, and fiscal service:				
Grade 12. Superintendent.	1	4,600	1	4,600
Grade 9. Assistant superintendent.	1	3,200	1	3,200
Grade 7. Fire chief.				2,600
Grade 6. Chief clerk.	1	2,500	1	2,500
Grade 4. Clerk.	4	1,845	4	1,845
Grade 3. Assistant clerk.	1	1,620	1	1,620
Warehouseman.	1.5	1,620	1.5	1,620
Grade 2. Junior clerk.	1.5	1,440	1.5	1,440
Grade 1. Telephone operator.	1	1,260	1	1,260
Custodial service:				
Grade 10. Chief ranger.	1	2,600	1	2,600
Grade 9. Foreman carpenter.				2,400
Grade 8. Assistant chief ranger.	2	2,050	2	2,050
Mechanic.	2	2,500	2	2,500
Foreman electrician.	0.8	2,000	0.8	2,000
Grade 7. Ranger.	15	1,904	15	1,904
Grade 6. Auto mechanic.	2.2	1,680	2.2	1,680
Blacksmith.	0.8	1,680	0.8	1,680
Grade 5. Special laborer.	1	1,500	1	1,500
Total permanent, field.	38.8	80,350	38.8	80,350
Deduct lapses and administrative furloughs.				8,450
Net permanent, field.		80,350		76,900
Temporary employees, field.		53,070		53,070
All personal services, field.	133,420		113,420	
Deduct subsistence and quarters furnished.	9,400		9,400	
Deduct legislative reductions.	124,020		124,020	
Total cash paid salaries and wages.	13,340		19,930	
Deduct amount included in objects below.				147,411
01 Personal services (net)	110,680		104,090	

Glacier National Park, Montana—Continued.

By objects	Obligations		
	Estimate, 1935	Estimate, 1934	Actual, 1933
OTHER OBLIGATIONS			
02 Supplies and materials.....	\$26,560	\$26,560	\$43,303
03 Subsistence and support of persons (service).....	50	50	41
04 Subsistence and care of animals, and storage and care of vehicles (service).....	300	300	463
05 Communication service.....	100	100	136
06 Travel expenses.....	1,400	1,400	1,841
07 Transportation of things (service).....	1,200	1,200	2,732
08 Printing, photographing, etc. (service).....	400	400	446
10 Furnishing heat, light, water, and power (service).....	640	640	1,360
11 Rents.....	1,270	1,270	1,613
12 Repairs and alterations (service).....	500	500	656
13 Special and miscellaneous (current expenses).....	200	200	502
30 Equipment.....	8,360	8,360	14,560
32 Structures and parts, and nonstructural improvements to land (includes fixed equipment).....			13,600
Total other obligations.....	40,980	40,980	81,193
Net total obligations.....	151,660	145,070	205,587
Estimated savings and unobligated balances.....		54,930	18,613
Total estimate or appropriation.....	151,660	200,000	224,200
BY ACTIVITIES OR PROJECTS			
100. Administration and protection.....	67,580	67,580	78,157
200. Maintenance, repair and operation.....	69,130	69,130	98,977
Equipment.....	8,360	8,360	14,560
Structures and parts.....			13,600
Amount required for 90 percent salaries.....	6,590		
Total.....	151,660	145,070	205,294

Grand Canyon National Park, Arizona: For administration, protection, and maintenance, including not exceeding \$1,000 for the maintenance, operation, and repair of motor-driven passenger-carrying vehicles for the use of the superintendent and employees in connection with general park work, **\$128,890**; for construction of physical improvements, \$7,000, including not exceeding \$3,000 for laborers' cabins and \$4,000 for camp-ground development; in all, **\$135,890** *\$102,400 (U.S.C., title 16, sec. 221; act Feb. 17, 1933, 47 Stat., p. 849).*

Est. 1935, \$102,400

App. 1934, \$135,890

By objects	Obligations					
	Estimate, 1935		Estimate, 1934		Actual, 1933	
PERSONAL SERVICES, FIELD	Posi- tions	Av. salary	Posi- tions	Av. salary	Posi- tions	Av. salary
Professional service:						
Grade 3. Engineer.....	1	\$3,700	1	\$3,700	1	\$3,700
Grade 2. Assistant naturalist.....	1	2,600	1	2,600	1	2,600
Grade 1. Junior naturalist.....	1	2,000	1	2,000	1	2,000
Clerical, administrative, and fiscal service:						
Grade 13. Superintendent.....	1	5,600	1	5,600	1	5,600
Grade 11. Assistant superintendent.....	1	3,800	1	3,800	1	3,800
Grade 6. Chief clerk.....	1	2,300	1	2,300	1	2,300
Grade 5. Senior clerk, purchasing.....	1	2,100	1	2,100	1	2,100
Grade 4. Clerk.....	2	1,800	2	1,800	2	1,800
Storekeeper.....	1	1,800	1	1,800	1	1,800
Grade 3. Assistant clerk-stenographer.....	1.3	1,620	1.3	1,620	1.3	1,620
Custodial service:						
Grade 10. General foreman.....	1	2,700	1	2,700	1	2,700
Grade 9. Chief ranger.....	1	2,800	1	2,800	1	2,800
Grade 8. Assistant chief ranger.....	2	2,050	2	2,050	2	2,050
Road foreman.....					1	2,000
Grade 7. Sewage-plant operator.....	1	1,920	1	1,920	1	1,920
General mechanic.....	1	2,100	1	2,100	1	2,100
Carpenter.....	1	2,040	1	2,040	1	2,040
Ranger.....	6	1,880	6	1,880	6	1,880
Grade 6. Truck driver.....	2	1,710	2	1,710	2	1,710
Blacksmith.....	1	1,680	1	1,680	1	1,680
Pack master.....					1	1,800
Grade 5. Barn man.....					1	1,500
Laborer.....	3	1,580	3	1,580	3	1,580
Truck driver.....	2	1,500	2	1,500	2	1,500
Grade 6. Watchman.....	1	1,440	1	1,440	1	1,440
Laborer.....	6	1,320	6	1,320	8	1,320
Janitor.....	1	1,320	1	1,320	1	1,320
Total permanent, field.....	40.3	80,066	40.3	80,066	45.3	88,066
Deduct lapses and administrative furloughs.....						3,211
Net permanent, field.....		80,066		80,066		84,855

Grand Canyon National Park, Arizona—Continued.

By objects	Obligations		
	Estimate, 1935	Estimate, 1934	Actual, 1933
PERSONAL SERVICES, FIELD—continued			
Temporary employees, field.....	\$8,984	\$8,984	13,181
All personal services, field.....	89,050	89,050	98,036
Deduct subsistence and quarters furnished.....	7,200	7,200	7,734
Deduct legislative reductions.....	81,850	81,850	90,302
Total cash paid salaries and wages.....	8,900	13,325	10,657
Deduct amount included in objects below.....	72,950	68,525	79,645
01 Personal services (net).....			6,355
72,950	68,525	73,290	
OTHER OBLIGATIONS			
02 Supplies and materials.....	12,300	12,300	17,181
03 Subsistence and support of persons (service).....	150	150	392
05 Communication service.....	700	700	766
06 Travel expenses.....	1,150	1,150	1,617
07 Transportation of things (service).....	2,000	2,000	2,012
08 Printing, photographing, etc. (service).....	365	365	443
10 Furnishing heat, light, water, and power (service).....	9,005	9,005	8,141
11 Rents.....	350	350	309
12 Repairs and alterations.....	315	315	917
13 Special and miscellaneous (current expenses).....	115	115	52
30 Equipment.....	3,000	3,000	13,720
32 Structures and parts, and nonstructural improvements to land (including fixed equipment).....			14,429
Total other obligations.....	29,450	29,450	59,979
Grand total obligations.....	102,400	97,975	133,269
Estimated savings and unobligated balances.....		37,915	16,731
Total estimate or appropriation.....	102,400	135,890	150,000
BY ACTIVITIES OR PROJECTS			
100. Administration and protection.....	56,000	56,000	59,011
200. Maintenance, repair, and operation.....	38,975	38,975	46,109
Equipment.....	3,000	3,000	13,720
Structures and parts.....			14,429
Amount required for 90 percent salaries.....	4,425		
Total.....	102,400	97,975	133,269

Grand Teton National Park, Wyoming: For administration, protection, and maintenance, including not exceeding **\$1,500** for the **\$700** for the **[purchase,]** maintenance, operation, and repair of motor-driven passenger-carrying vehicles for the use of the superintendent and employees in connection with general park work, **\$20,000** *\$15,620 (U.S.C., title 16, sec. 406; act Feb. 17, 1933, 47 Stat., p. 849).*

Est. 1935, \$15,620

App. 1934, \$20,000

By objects	Obligations					
	Estimate, 1935		Estimate, 1934		Actual, 1933	
PERSONAL SERVICES, FIELD	Posi- tions	Av. salary	Posi- tions	Av. salary	Posi- tions	Av. salary
Clerical, administrative, and fiscal service:						
Grade 11. Superintendent.....	1	\$3,800	1	\$3,800	1	\$3,800
Grade 4. Clerk.....	1.3	1,800	1.3	1,800	1.3	1,800
Custodial service:						
Grade 8. Chief ranger.....	1	2,000	1	2,000	1	2,000
Grade 7. Ranger.....	1	1,920	1	1,920	1	1,920
Total permanent, field.....	4.3	10,060	4.3	10,060	4.3	10,060
Deduct lapses and administrative furloughs.....						394
Net permanent, field.....		10,060		10,060		9,666
Temporary employees, field.....		2,725		2,725		8,169
All personal services, field.....	12,785		12,785		17,835	
Deduct subsistence and quarters furnished.....	200		200		544	
Deduct legislative reductions in compensa- tion.....	12,585		12,585		17,291	
	1,280		1,920		2,116	
Total cash paid salaries and wages.....	11,305		10,665		15,175	
Deduct amount included in objects below.....					921	
01 Personal services (net).....	11,305		10,665		14,254	

Grand Teton National Park, Wyoming—Continued.

By objects	Obligations		
	Estimate, 1935	Estimate, 1934	Actual, 1933
OTHER OBLIGATIONS			
02 Supplies and materials.....	\$3,080	\$3,100	\$3,660
04 Subsistence and care of animals, and storage and care of vehicles (service).....	125	125	135
05 Communication service.....	100	100	124
06 Travel expenses.....	200	200	169
07 Transportation of things (service).....	100	100	183
08 Printing, photographing, etc. (service).....	75	75	122
11 Rents.....	50	50	75
12 Repairs and alterations.....	125	125	160
13 Special and miscellaneous (current expenses).....	10	10	3
30 Equipment.....	450	450	4,072
32 Structures and parts and nonstructural improvements to land (includes fixed equipment).....			1,789
Total other obligations.....	4,315	4,335	10,492
Net total obligations.....	15,620	15,000	24,746
Estimated savings and unobligated balances.....		5,000	5,154
Total estimate or appropriation.....	15,620	20,000	29,900
BY ACTIVITIES OR PROJECTS			
100. Administration and protection.....	10,955	10,955	11,016
200. Maintenance, repair, and operation.....	3,595	3,595	7,869
Equipment.....	450	450	4,072
Structures and parts.....			1,789
Amount required for 90 percent salaries.....	620		
Total.....	15,620	15,000	24,746

Proposed Great Smoky Mountains National Park, North Carolina and Tennessee: For administration and protection of the portion of the area of such proposed park the title of which has been vested in the United States under the provisions of section 3 of the Act of May 22, 1926 (U.S.C., title 16, sec. 403b), including not to exceed \$300 for the maintenance, operation, and repair of motor-driven passenger-carrying vehicles for use in connection with such work, **[\$28,430]** **\$22,270** (U.S.C., title 16, sec. 403b; act Feb. 17, 1933, 47 Stat., pp. 849-850).

Est. 1935, \$22,270

App. 1934, \$28,430

By objects	Obligations		
	Estimate, 1935	Estimate, 1934	Actual, 1933
PERSONAL SERVICES, FIELD			
Professional service:	Posi- Av. salary	Posi- Av. salary	Posi- Av. salary
Grade 3. Associate engineer.....	0.5 \$3,200	0.5 \$3,200	0.5 \$3,200
Grade 2. Assistant landscape architect.....	0.5 2,600	0.5 2,600	0.5 2,600
Clerical, administrative, and fiscal service:			
Grade 12. Superintendent.....	1 5,200	1 5,200	1 5,200
Grade 4. Clerk-stenographer.....	1 1,800	1 1,800	1 1,800
Custodial service:			
Grade 8. Assistant chief ranger.....	2 2,300	2 2,300	2 2,300
Grade 7. Ranger.....	1 2,040	1 2,040	2 1,950
Total permanent positions, field.....	6 16,540	6 16,540	7 18,400
Temporary employees, field.....	2,190	2,190	2,546
All personal services, field.....	18,730	18,730	20,946
Deduct legislative reductions.....	1,870	2,810	1,984
01 Personal services (net).....	16,860	15,920	18,962
OTHER OBLIGATIONS			
02 Supplies and materials.....	1,600	1,600	1,678
04 Subsistence and care of animals and storage and care of vehicles (service).....	100	100	255
Communication service.....	200	200	200
06 Travel expenses.....	1,500	1,500	1,691
07 Transportation of things (service).....	50	50	89
08 Printing, photographing, etc. (service).....	150	150	316
11 Rents.....	990	990	976
12 Repairs and alterations.....	310	310	568
13 Special and miscellaneous (current expenses).....	10	10	29
30 Equipment.....	500	500	1,073
Total other obligations.....	5,410	5,410	6,875
Grand total obligations.....	22,270	21,330	25,837
Estimated savings and unobligated balances.....		7,100	4,163
Total estimate or appropriation.....	22,270	28,430	30,000

Proposed Great Smoky Mountains National Park, North Carolina and Tennessee—Continued.

By activities or projects	Obligations		
	Estimate, 1935	Estimate, 1934	Actual, 1933
100 Administration and protection.....	\$19,930	\$19,930	\$23,379
200 Maintenance, repair, and operation.....	900	900	1,385
Equipment.....	500	500	1,073
Amount required for 90 percent salaries.....	940		
Total.....	22,270	21,330	25,837

Hawaii National Park: For administration, protection, and maintenance, including not exceeding \$800 for the maintenance, operation, and repair of motor-driven passenger-carrying vehicles for the use of the superintendent and employees in connection with general park work, **[\$36,770]**; for construction of physical improvements, \$9,500, of which \$4,400 shall be available for employees' quarters and \$2,400 for comfort stations; in all, **\$46,270** **\$35,350** (U.S.C., title 16, sec. 391; act Feb. 17, 1933, 47 Stat., p. 850).

Est. 1935, \$35,350

App. 1934, \$46,270

By objects	Obligations		
	Estimate, 1935	Estimate, 1934	Actual, 1933
PERSONAL SERVICES, FIELD			
Professional service:	Posi- Av. salary	Posi- Av. salary	Posi- Av. salary
Grade 3. Naturalist.....	1 \$3,200	1 \$3,200	1 \$3,200
Clerical, administrative, and fiscal service:			
Grade 11. Superintendent.....	1 3,800	1 3,800	1 3,800
Grade 5. Chief clerk.....	1 2,000	1 2,000	1 2,000
Grade 4. Clerk.....	1 1,800	1 1,800	1 1,800
Custodial service:			
Grade 8. Ranger.....	1 2,000	1 2,000	1 2,000
Grade 7. Ranger.....	6 1,960	6 1,960	6 1,960
Grade 6. Foreman.....	1 1,680	1 1,680	1 1,680
Grade 2. Laborer.....	2 1,080	2 1,080	3.5 1,232
Total permanent, field.....	14 28,400	14 28,400	15.5 30,551
Deduct lapses and administrative furloughs.....			2,760
Net permanent, field.....	28,400	28,400	27,791
Temporary employees, field.....	1,130	1,130	5,155
All personal services, field.....	29,530	29,530	32,946
Deduct subsistence and quarters furnished.....	1,780	1,780	1,871
Total cash paid salaries and wages.....	27,750	27,750	31,075
Deduct legislative reductions in compensation.....	2,950	4,430	3,263
Total cash paid salaries and wages.....	24,800	23,320	27,812
Deduct amount included in objects below.....			2,829
01 Personal services (net).....	24,800	23,320	24,983
OTHER OBLIGATIONS			
02 Supplies and materials.....	5,400	5,400	4,714
04 Subsistence and care of animals, and storage and care of vehicles (service).....	40	40	42
05 Communication service.....	240	240	265
06 Travel expenses.....	300	300	341
07 Transportation of things (service).....	400	400	543
08 Printing, photographing, etc. (service).....	50	50	42
10 Furnishing, heat, light, water, and power (service).....	470	490	893
11 Rents.....	200	200	213
12 Repairs and alterations.....	100	100	147
30 Equipment.....	3,350	3,350	3,128
32 Structures and parts, and nonstructural improvements to land (includes fixed equipment).....			9,461
Total other obligations.....	10,550	10,570	19,789
Net total obligations.....	35,350	33,890	44,772
Estimated savings and unobligated balances.....		12,380	4,328
Total estimate or appropriation.....	35,350	46,270	49,100
BY ACTIVITIES OR PROJECTS			
100. Administration and protection.....	23,100	23,100	23,321
200. Maintenance, repair, and operation.....	7,440	7,440	8,862
Equipment.....	3,350	3,350	3,128
Structures and parts.....			9,461
Amount required for 90 percent salaries.....	1,460		
Total.....	35,350	33,890	44,772

Hot Springs National Park, Arkansas: For administration, protection, maintenance, and improvement including not exceeding \$700 for the maintenance, operation, and repair of motor-driven passenger-carrying vehicles for the use of the superintendent and employees in connection with general park work, **[\$74,180]** for construction of physical improvements, \$8,500; in all, **\$82,680** *(U.S.C., title 16, sec. 361; act Feb. 17, 1933, 47 Stat., p. 850)*.

Est. 1935, \$64,330.

App. 1934, \$82,680

By objects	Obligations					
	Estimate, 1935		Estimate, 1934		Actual, 1933	
	Posi- tions	Av. salary	Posi- tions	Av. salary	Posi- tions	Av. salary
PERSONAL SERVICES, FIELD						
Clerical, administrative, and fiscal service:						
Grade 12. Superintendent.....	1	\$4,600	1	\$4,600	1	\$4,600
Grade 9. Assistant superintendent.....	1	3,200	1	3,200	1	3,200
Grade 4. Clerk-stenographer.....	1	1,800	1	1,800	1	1,800
Grade 3. Assistant clerk-stenographer.....						1,680
Grade 1. Clerk-inspector.....	1	1,260	1	1,260	1	1,260
Custodial service:						
Grade 7. Chief policeman.....	1	1,920	1	1,920	1	1,920
Bathhouse manager.....	1	1,920	1	1,920	1	1,920
Grade 6. Policeman.....	1	1,680	1	1,680	1	1,680
General foreman.....	1	1,920	1	1,920	1	1,920
Engineer.....	1	1,740	1	1,740	1	1,740
Grade 5. Policeman.....	3	1,540	3	1,540	3	1,540
Auto mechanic.....	1	1,500	1	1,500	1	1,500
Maintenance mechanic.....	1	1,500	1	1,500	1	1,500
Pumpman.....	1	1,500	1	1,500	1	1,500
Grade 4. Assistant foreman.....	1	1,440	1	1,440	1	1,440
Handyman.....	4	1,320	4	1,320	4	1,320
Gardener.....	1	1,440	1	1,440	1	1,440
Grade 3. Laborers.....	9	1,240	9	1,240	11	1,260
Grade 2. Attendants.....	6	1,100	6	1,100	7	1,106
Total permanent, field.....	36	55,080	36	55,080	40	60,602
Deduct lapses and administrative furloughs.....						2,004
Net permanent, field.....		55,080		55,080		58,598
Temporary employees, field.....		1,660		1,660		
All personal services, field.....		56,740		56,740		58,598
Deduct subsistence and quarters furnished.....				1,200		958
Deduct legislative reductions.....		55,540		55,540		57,640
		5,670		8,640		5,889
Total cash paid salaries and wages.....		49,870		46,900		51,751
Deduct amount included in objects below.....						1,468
01 Personal services (net).....		49,870		46,900		50,283
OTHER OBLIGATIONS						
02 Supplies and materials.....		3,420		3,420		6,433
05 Communication service.....		340		340		347
06 Travel expenses.....		300		300		115
07 Transportation of things (service).....		100		100		93
08 Printing, photographing, etc. (service).....		60		60		61
10 Furnishing heat, light, water, and power (service).....		8,600		8,600		8,719
12 Repairs and alterations (service).....		210		210		485
13 Special and miscellaneous (current expenses).....		180		180		208
30 Equipment.....		1,250		1,250		4,658
32 Structures and parts, and nonstructural improvements to land (includes fixed equipment).....						3,603
Total other obligations.....		14,460		14,460		24,722
Net total obligations.....		64,330		61,360		75,005
Estimated savings and unobligated balance.....				21,320		12,695
Total estimate or appropriation.....		64,330		82,680		87,700
BY ACTIVITIES OR PROJECTS						
100. Administration and protection.....		16,685		16,685		16,964
200. Maintenance, repair, and operation.....		43,425		43,425		49,780
Equipment.....		1,250		1,250		4,658
Structures and parts.....						3,603
Amount required for 90 percent salaries.....		2,970				
Total.....		64,330		61,360		75,005

Lassen Volcanic National Park, California: For administration, protection, and maintenance, including not exceeding **[\$1,000]** \$700 for the **[purchase,]** maintenance, operation, and repair of motor-driven passenger-carrying vehicles for the use of the superintendent and employees in connection with general park work, **[\$25,000]** for construction of physical improvements, \$1,500; in all, **\$26,500** *(U.S.C., title 16, sec. 201; act Feb. 17, 1933, 47 Stat., p. 850)*.

Est. 1935, \$20,860

App. 1934, \$26,500

Lassen Volcanic National Park, California—Continued.

By objects	Obligations					
	Estimate, 1935		Estimate, 1934		Actual, 1933	
	Posi- tions	Av. salary	Posi- tions	Av. salary	Posi- tions	Av. salary
PERSONAL SERVICES, FIELD						
Professional service:						
Grade 2. Naturalist.....					1	\$2,600
Clerical, administrative, and fiscal service:						
Grade 11. Superintendent.....	1	\$3,800	1	\$3,800	1	3,800
Grade 4. Clerk-bookkeeper.....	1	1,860	1	1,860	1	1,860
Custodial service:						
Grade 7. Ranger.....	2	1,860	2	1,860	2	1,860
Total permanent, field.....	4	9,380	4	9,380	5	11,980
Temporary employees, field.....		10,445		10,445		18,734
All personal services, field.....		19,825		19,825		30,714
Deduct subsistence and quarters furnished.....		1,100		1,100		1,169
Deduct legislative reductions.....		18,725		18,725		29,545
		1,980		2,975		3,411
Total cash paid salaries and wages.....		16,745		15,750		26,134
Deduct amount included in objects below.....						5,222
01 Personal services (net).....		16,745		15,750		20,912
OTHER OBLIGATIONS						
02 Supplies and materials.....		2,700		2,700		3,760
04 Subsistence and care of animals, and storage and care of vehicles (service).....		40		40		42
05 Communication service.....		50		50		56
06 Travel expenses.....		200		200		37
07 Transportation of things (service).....		80		80		95
08 Printing, photographing, etc. (service).....		50		50		90
11 Rents.....		100		100		58
12 Repairs and alterations (service).....		100		100		135
13 Special and miscellaneous (current expenses).....		45		50		
30 Equipment.....		750		750		2,527
32 Structures and parts, and nonstructural improvements to land (includes fixed equipment).....						10,272
Total other obligations.....		4,115		4,120		17,072
Net total obligations.....		20,860		19,870		37,984
Estimated savings and unobligated balances.....				6,630		5,116
Total estimate or appropriation.....		20,860		26,500		43,100
BY ACTIVITIES OR PROJECTS						
100. Administration and protection.....		13,205		13,205		16,506
200. Maintenance, repair, and operation.....		5,915		5,915		8,679
Equipment.....		750		750		2,527
Structures and parts.....						10,272
Amount required for 90 percent salaries.....		990				
Total.....		20,860		19,870		37,984

Mesa Verde National Park, Colorado: For administration, protection, and maintenance, including not exceeding \$700 for the maintenance, operation, and repair of motor-driven passenger-carrying vehicles for the use of the superintendent and employees in connection with general park work, **[\$50,700]** **\$39,760** *(U.S.C., title 16, sec. 111; act Feb. 17, 1933, 47 Stat., p. 850)*.

Est. 1935, \$39,760

App. 1934, \$50,700

By objects	Obligations					
	Estimate, 1935		Estimate, 1934		Actual, 1933	
	Posi- tions	Av. salary	Posi- tions	Av. salary	Posi- tions	Av. salary
PERSONAL SERVICES, FIELD						
Professional service:						
Grade 4. Consulting archaeologist.....	0.3	\$4,000	0.3	\$4,000	0.3	\$4,000
Grade 2. Naturalist.....	1	2,600	1	2,600	1	2,600
Clerical, administrative, and fiscal service:						
Grade 11. Superintendent.....	1	3,800	1	3,800	1	3,800
Grade 5. Chief clerk.....	1	2,500	1	2,500	1	2,500
Grade 4. Clerk.....	2	1,800	2	1,800	2	1,800
Custodial service:						
Grade 8. Chief ranger.....	1	2,000	1	2,000	1	2,000
Grade 7. Ranger.....	1	1,860	1	1,860	1	1,860
Mechanic.....	1	1,860	1	1,860	1	1,860
Total permanent, field.....	8.3	19,420	8.3	19,420	8.3	19,420
Deduct lapses and administrative furloughs.....						287
Net permanent, field.....		19,420		19,420		19,133

Mesa Verde National Park, Colorado—Continued.

By objects	Obligations		
	Estimate, 1935	Estimate, 1934	Actual, 1933
PERSONAL SERVICES, FIELD—continued			
Temporary employees, field.....	\$16, 015	\$16, 015	\$27, 830
Personal services, field.....	35, 435	35, 435	46, 963
Deduct subsistence and quarters furnished.....	3, 000	3, 000	3, 045
.....	32, 435	32, 435	43, 918
Deduct legislative reductions.....	3, 540	5, 315	4, 770
Total cash paid salaries and wages.....	28, 895	27, 120	39, 148
Deduct amount included in objects below.....			5, 953
01 Personal services (net).....	28, 895	27, 120	33, 195
OTHER OBLIGATIONS			
02 Supplies and materials.....	7, 105	7, 105	7, 368
03 Subsistence and support of persons (service).....	50	50	35
05 Communication service.....	225	225	285
06 Travel expenses.....	400	400	262
07 Transportation of things (service).....	400	400	419
08 Printing, photographing, etc. (service).....	70	70	66
10 Furnishing heat, light, water, and power (service).....	400	400	158
11 Rents.....	100	100	82
12 Repairs and alterations (service).....	135	135	298
13 Special and miscellaneous (current expenses).....	130	145	109
30 Equipment.....	1, 850	1, 850	4, 031
32 Structures and parts, and nonstructural improvements to land (includes fixed equipment).....			17, 487
Total other obligations.....	10, 865	10, 880	30, 600
Grand total obligations.....	39, 760	38, 000	63, 795
Estimated savings and unobligated balances.....		12, 700	29, 105
Total estimate or appropriation.....	39, 760	50, 700	92, 900
BY ACTIVITIES OR PROJECTS			
100. Administration and protection.....	19, 740	19, 740	19, 521
200. Maintenance, repair, and operation.....	16, 410	16, 410	22, 756
Equipment.....	1, 850	1, 850	4, 031
Structures and parts.....			17, 487
Amount required for 90 percent salaries.....	1, 760		
Total.....	39, 760	38, 000	63, 795

Mount McKinley National Park, Alaska; For administration, protection, and maintenance, [**\$28,480**] **\$22,270** (U.S.C., title 16, sec. 347; act Feb. 17, 1933, 47 Stat., p. 850).

Est. 1935, \$22,270

App. 1934, \$28,480

By objects	Obligations		
	Estimate, 1935	Estimate, 1934	Actual, 1933
PERSONAL SERVICES, FIELD			
Clerical, administrative, and fiscal service:	Posi- Av. tions salary	Posi- Av. tions salary	Posi- Av. tions salary
Grade 11. Superintendent.....	1 \$3, 800	1 \$3, 800	1 \$3, 800
Grade 6. Clerk.....	1 2, 900	1 2, 900	1 2, 900
Custodial service:			
Grade 10. Chief ranger.....	1 2, 600	1 2, 600	1 2, 600
Grade 8. Ranger.....	4 2, 225	4 2, 225	4 2, 225
Total permanent, field.....	7 18, 200	7 18, 200	7 18, 200
Deduct lapses and administrative furloughs.....			370
Net permanent, field.....	18, 200	18, 200	17, 820
Temporary employees, field.....			4, 472
All personal services, field.....	18, 200	18, 200	22, 302
Deduct subsistence and quarters furnished.....	870	870	897
.....	17, 330	17, 330	21, 405
Deduct legislative reductions.....	1, 820	2, 730	2, 337
Total cash paid salaries and wages.....	15, 510	14, 600	19, 068
Deduct amount included in objects below.....			2, 103
01 Personal services (net).....	15, 510	14, 600	16, 965
OTHER OBLIGATIONS			
02 Supplies and materials.....	3, 125	3, 125	3, 638
05 Communication service.....	125	125	129
06 Travel expenses.....	700	700	904
07 Transportation of things (service).....	1, 810	1, 810	2, 631
30 Equipment.....	1, 000	1, 000	971

Mount McKinley National Park, Alaska—Continued.

By objects	Obligations		
	Estimate, 1935	Estimate, 1934	Actual, 1933
OTHER OBLIGATIONS—continued			
32 Structures and parts, and nonstructural improvements to land (includes fixed equipment).....			\$4, 590
Total other obligations.....	\$6, 760	\$6, 760	12, 863
Grand total obligations.....	22, 270	21, 360	29, 828
Estimated savings and unobligated balances.....		7, 120	5, 772
Total estimate or appropriation.....	22, 270	28, 480	35, 600
BY ACTIVITIES OR PROJECTS			
100. Administration and protection.....	18, 650	18, 650	19, 593
200. Maintenance, repair, and operation.....	1, 710	1, 710	4, 674
Equipment.....	1, 000	1, 000	971
Structures and parts.....			4, 590
Amount required for 90 percent salaries.....	910		
Total.....	22, 270	21, 360	29, 828

Mount Rainier National Park, Washington: For administration, protection, and maintenance, including not exceeding \$1,500 for the maintenance, operation, and repair of motor-driven passenger-carrying vehicles for the use of the superintendent and employees in connection with general park work, [**\$132,050**; for construction of physical improvements, \$10,000, including not exceeding \$6,000 for comfort stations, \$2,000 for cold-storage plant, and \$2,000 for camp-ground development; in all **\$142,050**] **\$107,730** (U.S.C., title 16, sec. 91; act Feb. 17, 1933, 47 Stat., p. 850).

Est. 1935, \$107,730

App. 1934, \$142,050

By objects	Obligations		
	Estimate, 1935	Estimate, 1934	Actual, 1933
PERSONAL SERVICES, FIELD			
Professional service:	Posi- Av. tions salary	Posi- Av. tions salary	Posi- Av. tions salary
Grade 3. Park naturalist.....	1 \$3, 200	1 \$3, 200	1 \$3, 200
Clerical, administrative, and fiscal service:			
Grade 12. Superintendent.....	1 4, 600	1 4, 600	1 4, 600
Grade 9. Assistant superintendent.....	1 3, 200	1 3, 200	1 3, 200
Grade 5. Clerk.....	1 2, 500	1 2, 500	1 2, 500
Grade 4. Clerk.....	2 1, 950	2 1, 950	2 1, 950
Warehouseman.....	1 1, 800	1 1, 800	1 1, 920
Grade 3. Clerk-telephone operator.....	1 1, 680	1 1, 680	1 1, 680
Grade 2. Telephone operator.....	0.7 1, 440	0.7 1, 440	0.7 1, 440
Custodial service:			
Grade 9. Chief ranger.....	1 2, 300	1 2, 300	1 2, 300
Foreman.....	1 2, 700	1 2, 700	1 2, 700
Grade 8. Assistant chief ranger.....	1 2, 400	1 2, 400	1 2, 400
Mechanic.....	1 2, 400	1 2, 400	1 2, 400
Electrician.....	1 2, 400	1 2, 400	1 2, 400
Grade 7. Ranger.....	7 1, 954	7 1, 954	7 1, 954
Mechanic.....	1 1, 860	1 1, 860	1 1, 860
Foreman.....	2 1, 860	2 1, 860	2 1, 860
Grade 6. Operator, mechanic.....	2 1, 590	2 1, 590	2 1, 590
Grade 5. Janitor.....	1 1, 560	1 1, 560	1 1, 560
Total permanent, field.....	26.7 58, 086	26.7 58, 086	26.7 58, 206
Deduct lapses and administrative furloughs.....			3, 060
Net permanent, field.....	58, 086	58, 086	55, 206
Temporary employees, field.....	38, 634	38, 634	70, 551
All personal services, field.....	96, 720	96, 720	125, 757
Deduct subsistence and quarters furnished.....	8, 500	8, 500	8, 865
.....	88, 220	88, 220	116, 892
Deduct legislative reductions.....	9, 670	14, 480	13, 699
Total cash paid salaries and wages.....	78, 550	73, 740	103, 193
Deduct amount included in objects below.....			29, 605
01 Personal services (net).....	78, 550	73, 740	73, 588
OTHER OBLIGATIONS			
02 Supplies and materials.....	18, 400	18, 400	19, 906
03 Subsistence and support of persons (service).....	250	250	491
04 Subsistence and care of animals, and storage and care of vehicles (service).....	100	100	
05 Communication service.....	300	300	391
06 Travel expenses.....	1, 400	1, 400	1, 400
07 Transportation of things (service).....	500	500	548
08 Printing, photographing, etc. (service).....	850	850	1, 309

Mount Rainier National Park, Washington—Continued.

By objects	Obligations		
	Estimate, 1935	Estimate, 1934	Actual, 1933
OTHER OBLIGATIONS—continued			
10 Furnishing heat, light, water, and power (service).....	\$1,750	\$1,750	\$1,953
11 Rents.....	700	700	771
12 Repairs and alterations.....	1,300	1,300	1,450
13 Special and miscellaneous (current expenses).....	30	30	223
30 Equipment.....	3,600	3,600	12,117
32 Structures and parts, and nonstructural improvements to lands (includes fixed equipment).....			85,045
Total other obligations.....	29,130	29,180	125,659
Grand total obligations.....	107,730	102,920	199,247
Estimated savings and unobligated balances.....		39,130	25,853
Total estimate or appropriation.....	107,730	142,050	225,100
BY ACTIVITIES OR PROJECTS			
100. Administration and protection.....	45,590	45,590	50,242
200. Maintenance, repair, and operation.....	53,730	53,730	51,843
Equipment.....	3,600	3,600	12,117
Structures and parts.....			85,045
Amount required for 90 percent salaries.....	4,810		
Total.....	107,730	102,920	199,247

Platt National Park, Oklahoma: For administration, protection, and maintenance, including not exceeding \$300 for the maintenance, operation, and repair of motor-driven passenger-carrying vehicles for the use of the superintendent and employees in connection with general park work, **[\$21,520; for construction of physical improvements, \$7,000, including not exceeding \$3,000 for the construction of buildings; in all, \$28,520], \$19,150 (U.S.C., title 16, sec. 151; act Feb. 17, 1933, 47 Stat., p. 850).**

Est. 1935, \$19,150

App. 1934, \$28,520

By objects	Obligations					
	Estimate, 1935		Estimate, 1934		Actual, 1933	
PERSONAL SERVICES, FIELD	Posi- tions	Av. salary	Posi- tions	Av. salary	Posi- tions	Av. salary
Clerical, administrative, and fiscal service:						
Grade 9. Superintendent.....	1	\$3,200	1	\$3,200	1	\$3,200
Grade 4. Clerk.....	1	2,040	1	2,040	1	2,040
Custodial service:						
Grade 6. Ranger.....	1	1,800	1	1,800	1	1,800
Grade 4. Laborer.....	1	1,620	1	1,620	1	1,620
Grade 3. Laborer.....	3	1,300	3	1,300	3	1,300
Total permanent, field.....	7	12,560	7	12,560	7	12,560
Deduct lapses and administrative furloughs.....						400
Net permanent, field.....		12,560		12,560		12,160
Temporary employees, field.....		735		735		4,698
All personal services, field.....		13,295		13,295		16,858
Deduct subsistence and quarters furnished.....		1,355		1,355		1,259
Deduct legislative reductions.....		11,940		11,940		15,599
Total cash paid salaries and wages.....		1,330		1,995		1,532
Deduct amount included in objects below.....		10,610		9,945		14,067
01 Personal services (net).....						369
		10,610		9,945		13,698
OTHER OBLIGATIONS						
02 Supplies and materials.....		3,320		3,320		5,332
05 Communication service.....		120		120		124
06 Travel expenses.....		200		200		
07 Transportation of things (service).....		10		10		
10 Furnishing heat, light, water, and power (service).....		600		600		548
12 Repairs and alterations (service).....		3,190		3,190		
30 Equipment.....		1,100		1,100		146
32 Structures and parts, and nonstructural improvements to land (includes fixed equipment).....						8,553
Total other obligations.....		8,540		8,540		14,703
Grand total obligations.....		19,150		18,485		28,401
Estimated savings and unobligated balances.....				10,035		3,199
Total estimate or appropriation.....		19,150		28,520		31,600

Platt National Park, Oklahoma—Continued.

By activities or projects	Obligations		
	Estimate, 1935	Estimate, 1934	Actual, 1933
100. Administration and protection.....	\$8,125	\$8,125	\$8,313
200. Maintenance, repair, and operation.....	9,260	9,260	11,389
Equipment.....	1,100	1,100	146
Structures and parts.....			8,553
Amount required for 90 percent salaries.....	665		
Total.....	19,150	18,485	28,401

Rocky Mountain National Park, Colorado: For administration, protection, and maintenance, including not exceeding **[\$1,600] \$1,200 for the [purchase,] maintenance, operation, and repair of motor-driven passenger-carrying vehicles for the use of the superintendent and employees in connection with general park work, [\$93,190; for construction of a bunk house, \$3,000; in all, \$96,190] \$73,370 (U.S.C., title 16, sec. 191; act Feb. 17, 1933, 47 Stat., p. 850).**

Est. 1935, \$73,370

App. 1934, \$96,190

By objects	Obligations					
	Estimate, 1935		Estimate, 1934		Actual, 1933	
PERSONAL SERVICES, FIELD	Posi- tions	Av. salary	Posi- tions	Av. salary	Posi- tions	Av. salary
Professional service:						
Grade 3. Naturalist.....	1	\$3,200	1	\$3,200	1	\$3,200
Clerical, administrative, and fiscal service:						
Grade 12. Superintendent.....	1	4,600	1	4,600	1	4,600
Grade 9. Assistant superintendent.....	1	3,200	1	3,200	1	3,200
Grade 6. Chief clerk.....	1	2,300	1	2,300	1	2,300
Grade 4. Clerk.....	2	1,830	2	1,830	2	1,830
Custodial service:						
Grade 9. Chief ranger.....	1	2,300	1	2,300	1	2,300
General foreman.....					1	2,400
Grade 8. Auto mechanic.....	1	2,500	1	2,500	1	2,500
Grade 7. Park ranger.....	4	2,055	4	2,055	4	2,055
Assistant mechanic.....	1	1,860	1	1,860	1	1,860
Total permanent, field.....	13	31,840	13	31,840	14	34,240
Deduct lapses and administrative furloughs.....						1,301
Net permanent, field.....		31,840		31,840		32,939
Temporary employees, field.....		27,195		27,195		47,784
All personal services, field.....		59,035		59,035		80,723
Deduct subsistence and quarters furnished.....		4,000		4,000		4,691
Deduct legislative reductions.....		55,035		55,035		76,032
		5,900		8,860		8,762
Total cash paid salaries and wages.....		49,135		46,175		67,270
Deduct amount included in objects below.....						8,404
01 Personal services (net).....		49,135		46,175		58,866
OTHER OBLIGATIONS						
02 Supplies and materials.....		7,800		7,800		11,314
04 Subsistence and care of animals, and storage and care of vehicles (service).....		70		70		71
05 Communication service.....		315		315		727
06 Travel expenses.....		600		600		625
07 Transportation of things (service).....		700		700		721
08 Printing, photographing, etc. (service).....		500		500		1,067
10 Furnishing heat, light, water, and power (service).....		650		650		651
11 Rents.....		2,000		2,000		2,029
12 Repairs and alterations.....		100		100		50
13 Special and miscellaneous (current expenses).....		100		100		174
30 Equipment.....		11,400		11,400		10,326
32 Structures and parts, and nonstructural improvements to land (includes fixed equipment).....						13,651
Total other obligations.....		24,235		24,235		41,406
Grand total obligations.....		73,370		70,410		100,272
Estimated savings and unobligated balances.....				25,780		12,028
Total estimate or appropriation.....		73,370		96,190		112,300
BY ACTIVITIES OR PROJECTS						
100 Administration and protection.....		31,550		31,550		34,322
200 Maintenance, repair, and operation.....		27,430		27,460		41,973
Equipment.....		11,400		11,400		10,326
Structures and parts.....						13,651
Amount required for 90 percent salaries.....		2,960				
Total.....		73,370		70,410		100,272

Sequoia National Park, California: For administration, protection, and maintenance, including not exceeding \$1,200 for the maintenance, operation, and repair of motor-driven passenger-carrying vehicles for the use of the superintendent and employees in connection with general park work, **\$108,900**; for construction of physical improvements, **\$2,600**, including not exceeding \$2,200 for a comfort station; in all **\$111,500** *\$86,700 (U.S.C., title 16, sec. 41; act Feb. 17, 1933, 47 Stat., p. 850).*

Est. 1935, \$86,700

App. 1934, \$111,500

By objects	Obligations					
	Estimate, 1935		Estimate, 1934		Actual, 1933	
	Posi- tions	Av. salary	Posi- tions	Av. salary	Posi- tions	Av. salary
PERSONAL SERVICES, FIELD						
Professional service:						
Grade 3. Naturalist.....	1	\$3,200	1	\$3,200	1	\$3,200
Clerical, administrative and fiscal service:						
Grade 12. Superintendent.....	1	4,600	1	4,600	1	4,600
Grade 9. Assistant superintendent.....	1	3,200	1	3,200	1	3,200
Grade 5. Senior clerk.....	3	2,100	3	2,100	3	2,100
Grade 4. Clerk.....	1	1,800	1	1,800	1	1,800
Grade 3. Clerk.....	1	1,680	1	1,680	1	1,680
Grade 1. Telephone operator.....	1.4	1,380	1.4	1,380	1.4	1,380
Custodial service:						
Grade 10. General foreman.....	1	3,100	1	3,100	1	3,100
Grade 9. Chief ranger.....	1	2,600	1	2,600	1	2,600
Foreman.....	1	2,700	1	2,700	1	2,700
Grade 8. Assistant chief ranger.....	1	2,200	1	2,200	1	2,200
Principal mechanic.....	1	2,500	1	2,500	1	2,500
Grade 7. Ranger.....	8	1,965	8	1,965	8	1,965
Carpenter.....	2	1,920	2	1,920	2	1,920
Mechanic.....	2	1,890	2	1,890	2	1,890
Foreman.....					1	1,860
Telephone electrician.....	0.5	1,860	0.5	1,860	0.1	1,860
Grade 6. Cook.....					1	1,680
Truck driver.....					1	1,680
Total permanent, field.....	26.9	60,082	26.9	60,082	29.5	64,558
Deduct lapses and administrative furloughs.....						2,556
Net permanent, field.....		60,082		60,082		62,002
Temporary employees, field.....		22,898		22,898		28,133
All personal services, field.....		82,980		82,980		90,135
Deduct subsistence and quarters furnished.....		6,000		6,000		6,077
Deduct legislative reductions.....		76,980		76,980		84,058
		8,300		12,450		10,202
Total cash paid, salaries and wages.....		68,680		64,530		73,856
Deduct amount included in objects below.....						5,729
01 Personal services (net).....		68,680		64,530		68,127
OTHER OBLIGATIONS						
02 Supplies and materials.....		8,260		8,260		11,822
05 Communication service.....		250		250		251
06 Travel expenses.....		900		900		1,033
07 Transportation of things (service).....		100		100		100
08 Printing, photographing, etc. (service).....		180		180		181
10 Furnishing heat, light, water, and power (service).....		2,500		2,500		2,608
11 Rents.....		230		230		432
12 Repairs and alterations (service).....		3,000		3,000		3,984
30 Equipment.....		2,600		2,600		11,166
32 Structures and parts, and nonstructural improvements to land (includes fixed equipment).....						14,605
Total other obligations.....		18,020		18,020		46,182
Net total obligations.....		86,700		82,550		114,309
Estimated savings and unobligated balances.....				28,950		15,491
Total estimate or appropriation.....		86,700		111,500		129,800
BY ACTIVITIES OR PROJECTS						
100. Administration and protection.....		43,490		43,490		46,878
200. Maintenance, repair, and operation.....		36,460		36,460		41,660
Equipment.....		2,600		2,600		11,166
Structures and parts.....						14,605
Amount required for 90 percent salaries.....		4,150				
Total.....		86,700		82,550		114,309

Proposed Shenandoah National Park, Virginia: For administration, protection, and maintenance, including fire prevention, and including not exceeding **\$2,500**, \$400 for the purchase (not to exceed \$750 for any vehicle), maintenance, operation, and repair of motor-driven passenger-carrying vehicles for the use of the superintendent and employees in connection with general park work; construction of physical improvements, including the construction of buildings and the alteration and improvement of old buildings; in all, **\$80,000**, to remain available until June 30, 1934, **\$27,680**; *Provided*, That no part of this appropriation shall be available for expenditure in advance of the acceptance on behalf of the United States of title to a minimum area of one hundred and

sixty thousand acres of land within the proposed Shenandoah National Park, as prescribed in the Act approved February 4, 1932 (U.S.C., Supp. VI, title 16, secs. 403b, 403d; Act of February 4, 1932, 47 Stat. 37) (U.S.C., Supp. VI, title 16, secs. 403b, 403d; act of Feb. 4, 1932, 47 Stat., p. 37; act of Mar. 4, 1933, 47 Stat., p. 1609).

Est. 1935, \$27,680

By objects	Obligations					
	Estimate, 1935		Estimate, 1934		Actual, 1933	
	Posi- tions	Av. salary	Posi- tions	Av. salary	Posi- tions	Av. salary
PERSONAL SERVICES, FIELD						
Clerical, administrative, and fiscal service:						
Grade 11. Superintendent.....	1	\$3,800	0.5	\$3,800		
Grade 4. Clerk-stenographer.....	1	1,800	0.5	1,800		
Custodial service:						
Grade 9. Assistant chief ranger.....	1	2,300	0.5	2,300		
Grade 7. Ranger.....	4	1,860	2	1,860		
Total permanent, field.....	7	15,340	3.5	7,670		
Temporary employees, field.....		7,860		10,680		
All personal services, field.....		23,200		18,350		
Deduct legislative reductions.....		2,320		2,750		
01 Personal services (net).....		20,880		15,600		
OTHER OBLIGATIONS						
02 Supplies and materials.....		2,500		1,300		
05 Communication service.....		300		150		
06 Travel expenses.....		450		250		
07 Transportation of things (service).....		300		150		
08 Printing, photographing, etc. (service).....		250		125		
10 Furnishing heat, light, water, and power (service).....		600		300		
30 Equipment.....		2,400		17,125		
Total other obligations.....		6,800		19,400		
Grand total, obligations.....		27,680		35,000		
1933 appropriation obligated in 1934.....						+\$35,000
Estimated savings and unobligated balances.....				-35,000		+45,000
Total estimate or appropriation.....		27,680				80,000
BY ACTIVITIES OR PROJECTS						
100. Administration and protection.....		16,500		13,875		
200. Maintenance, repair, and operation.....		7,600		4,000		
Equipment.....		2,400		17,125		
Amount required for 90 percent salaries.....		1,180				
Total.....		27,680		35,000		

Wind Cave National Park, South Dakota: For administration, protection, and maintenance, including not exceeding \$250 for the maintenance, operation, and repair of motor-driven passenger-carrying vehicles for the use of the superintendent and employees in connection with general park work, **\$18,160** *\$14,020 (U.S.C., title 16, sec. 141; act Feb. 17, 1933, 47 Stat., p. 851).*

Est. 1935, \$14,020

App. 1934, \$18,160

By objects	Obligations					
	Estimate, 1935		Estimate, 1934		Actual, 1933	
	Posi- tions	Av. salary	Posi- tions	Av. salary	Posi- tions	Av. salary
PERSONAL SERVICES, FIELD						
Clerical, administrative, and fiscal service:						
Grade 9. Superintendent.....	1	\$3,200	1	\$3,200	1	\$3,200
Grade 4. Clerk.....	1	1,800	1	1,800	1	1,800
Custodial service:						
Grade 7. Ranger.....	1	1,860	1	1,860	1	1,860
Grade 4. Laborer.....	1	1,320	1	1,320	1	1,320
Total permanent, field.....	4	8,180	4	8,180	4	8,180
Deduct lapses and administrative furloughs.....						
Net permanent, field.....		8,180		8,180		8,180
Temporary employees, field.....		4,220		4,220		7,038
All personal services, field.....		12,400		12,400		15,218
Deduct subsistence and quarters furnished.....		900		900		966
Deduct legislative reductions.....		11,500		11,500		14,252
		1,240		1,865		1,534
01 Personal services (net).....		10,260		9,635		12,718
OTHER OBLIGATIONS						
02 Supplies and materials.....		2,505		2,505		2,743
05 Communication service.....		175		175		187
06 Travel expenses.....		250		250		241
07 Transportation of things (service).....		120		120		134

Wind Cave National Park, South Dakota—Continued.

By objects	Obligations		
	Estimate, 1935	Estimate, 1934	Actual, 1933
OTHER OBLIGATIONS—continued			
08 Printing, photographing, etc. (service).....	\$50	\$50	\$36
12 Repairs and alterations.....	160	160	175
13 Special miscellaneous (current expenses).....			5
30 Equipment.....	500	500	2,532
Total other obligations.....	3,760	3,760	6,053
Grand total obligations.....	14,020	13,395	18,771
Estimated savings and unobligated balances.....		4,765	1,829
Total estimate or appropriation.....	14,020	18,160	20,600
BY ACTIVITIES OR PROJECTS			
100. Administration and protection.....	8,885	8,885	11,563
200. Maintenance, repair, and operation.....	4,010	4,010	4,676
Equipment.....	500	500	2,532
Amount required for 90 percent salaries.....	625		
Total.....	14,020	13,395	18,771

Yellowstone National Park, Wyoming: For administration, protection, and maintenance, including not exceeding **[\$6,825]** \$5,700 for the [purchase], maintenance, operation, and repair of motor-driven passenger-carrying vehicles for the use of the superintendent and employees in connection with general park work, not exceeding \$8,400 for maintenance of the road in the national forest leading out of the park from the east boundary, not exceeding \$7,500 for maintenance of the road in the national forest leading out of the park from the south boundary, and including feed for buffalo and other animals and salaries of buffalo keepers, **[\$450,100]** for construction of physical improvements \$14,400, including not exceeding \$9,000 for extension of water and sewer systems, and not exceeding \$2,400 for a comfort station and \$3,000 for campground development; in all, **\$464,500** *(U.S.C., title 16, sec. 21; act Feb. 17, 1933, 47 Stat., p. 851)*.

Est. 1935, \$348,490

App. 1934, \$464,500

By objects	Obligations					
	Estimate, 1935		Estimate, 1934		Actual, 1933	
PERSONAL SERVICES, FIELD	Posi- tions	Av. salary	Posi- tions	Av. salary	Posi- tions	Av. salary
Professional service:						
Grade 4. Naturalist.....	1	\$3,800	1	\$3,800	1	\$3,800
Grade 3. Resident engineer.....	1	3,500	1	3,500	1	3,500
Grade 2. Assistant naturalist.....	1	2,600	1	2,600	1	2,600
Grade 1. Junior naturalist.....	1	2,000	1	2,000	1	2,000
Clerical, administrative and fiscal service:						
Grade 13. Superintendent.....	1	5,600	1	5,600	1	5,600
Grade 11. Assistant superintendent.....	1	3,800	1	3,800	1	3,800
Grade 7. Assistant to the superintendent.....	1	3,100	1	3,100	1	3,100
Chief clerk.....	1	2,900	1	2,900	1	2,900
Grade 6. Disbursing clerk.....	1	2,300	1	2,300	1	2,300
Grade 5. Senior clerk.....	2	2,000	2	2,000	2	2,000
Storekeeper.....	1	2,000	1	2,000	1	2,000
Grade 4. Clerk.....	5	1,812	5	1,812	5	1,812
Grade 2. Telephone operator.....	2	1,440	2	1,440	2	1,440
Grade 1. Telephone operator.....	0.5	1,260	0.5	1,260	0.5	1,260
Custodial service:						
Grade 10. Master plumber.....	1	3,100	1	3,100	1	3,100
Foreman.....	1	2,700	1	2,700	1	2,700
Chief ranger.....	1	2,700	1	2,700	1	2,700
Master mechanic.....	1	2,800	1	2,800	1	2,800
Grade 8. Chief electrician.....	1	2,500	1	2,500	1	2,500
Chief buffalo keeper.....	1	2,300	1	2,300	1	2,300
Assistant chief ranger.....	4	2,125	4	2,125	4	2,125
Ranger.....	6	2,016	6	2,016	6	2,016
Foreman painter.....	1	2,000	1	2,000	1	2,000
Grade 7. Machinist.....	1	1,980	1	1,980	1	1,980
Blacksmith.....	1	1,980	1	1,980	1	1,980
Carpenter.....	1	1,980	1	1,980	1	1,980
Auto mechanic.....	3	1,960	3	1,960	3	1,960
Assistant buffalo keeper.....	1	1,920	1	1,920	1	1,920
Ranger.....	17	1,885	17	1,885	18	1,884
Cook.....	1	1,860	1	1,860	1	1,860
Grade 6. Electrician.....	2	1,800	2	1,800	2	1,800
Buffalo herder.....	1	1,680	1	1,680	1	1,680
Auto mechanic.....	4	1,710	4	1,710	5	1,704
Laborer.....	1	1,860	1	1,860	1	1,860
Grade 5. Laborer.....	2	1,560	2	1,560	2	1,560
Janitor.....	1	1,500	1	1,500	1	1,500
Total permanent field.....	72.5		72.5		74.5	
		153,110		153,110		156,658
Deduct lapses and administrative furloughs.....						5,106
Net permanent, field.....		153,110		153,110		151,552
Temporary employees, field.....		145,990		145,990		192,710
All personal services, field.....		299,100		299,100		344,262

Yellowstone National Park, Wyoming—Continued.

By objects	Obligations		
	Estimate, 1935	Estimate, 1934	Actual, 1933
PERSONAL SERVICES, FIELD—continued			
Deduct subsistence and quarters furnished.....	\$16,500	\$16,500	\$19,016
Deduct legislative reductions.....	282,600 29,910	282,600 44,800	259,563 39,817
Total cash paid salaries and wages.....	252,690	237,800	285,429
Deduct amount included in objects below.....			25,866
01 Personal service (net).....	252,690	237,800	259,563
OTHER OBLIGATIONS			
02 Supplies and materials.....	60,350	60,350	80,186
03 Subsistence and support of persons (service).....	400	400	400
04 Subsistence and care of animals, and storage and care of vehicles (service).....	500	500	509
05 Communication service.....	500	500	522
06 Travel expenses.....	1,800	1,800	1,814
07 Transportation of things (service).....	10,600	10,600	15,959
08 Printing, photographing, etc. (service).....	1,500	1,500	1,629
11 Rents.....	2,000	2,000	2,061
12 Repairs and alterations (service).....	1,500	1,500	1,724
13 Special and miscellaneous (current expenses).....	1,000	1,000	3,869
30 Equipment.....	15,650	15,650	32,313
32 Structures and parts, and nonstructural improvements to land (includes fixed equipment).....			53,594
Total other obligations.....	95,800	95,800	194,580
Net total obligations.....	348,490	333,600	454,143
Estimated savings and unobligated balances.....		130,900	74,657
Total estimate or appropriation.....	348,490	464,500	528,800
BY ACTIVITIES OR PROJECTS			
100 Administration and protection.....	114,000	114,000	132,669
200 Maintenance, repair and operation.....	203,950	203,950	235,567
Equipment.....	15,650	15,650	32,313
Structures and parts.....	14,890		53,594
Amount required for 90 percent salaries.....			
Total.....	348,490	333,600	454,143

Yosemite National Park, California: For administration, protection, and maintenance, including not exceeding \$1,800 for the maintenance, operation, and repair of motor-driven passenger-carrying vehicles for the use of the superintendent and employees in connection with general park work, not exceeding \$2,000 for maintenance of the road in the Stanislaus National Forest connecting the Tioga Road with the Hetch Hetchy Road near Mather Station, and including necessary expenses of a comprehensive study of the problems relating to the use and enjoyment of the Yosemite National Park and the preservation of its natural features, **[\$313,400]** for construction of physical improvements, \$20,100, including not exceeding \$14,700 for the construction of buildings, of which not exceeding \$1,800 shall be available for a garage, \$3,300 for a comfort station, \$3,700 for a heating plant, \$1,500 for an addition to a cabin, and \$4,400 for a ranger station; in all, **\$333,500** *[\$250,070 (U.S.C., title 16, sec. 44; act Feb. 17, 1933, 47 Stat., p. 851)]*.

Est. 1935, \$250,070

App. 1934, \$333,500

By objects	Obligations					
	Estimate, 1935		Estimate, 1934		Actual, 1933	
PERSONAL SERVICES, FIELD	Posi- tions	Av. salary	Posi- tions	Av. salary	Posi- tions	Av. salary
Professional service:						
Grade 4. Naturalist.....	1	\$3,800	1	\$3,800	1	\$3,800
Grade 3. Associate engineer.....	1	3,200	1	3,200	1	3,200
Grade 2. Assistant engineer.....	1	2,600	1	2,600	1	2,600
Grade 1. Junior park naturalist.....	2	2,000	2	2,000	2	2,000
Clerical, administrative, and fiscal service:						
Grade 13. Superintendent.....	1	5,600	1	5,600	1	5,600
Grade 11. Assistant superintendent.....	1	3,800	1	3,800	1	3,800
Grade 8. Assistant to the superintendent.....					1	2,900
Grade 7. Park supervisor.....	1	3,100	1	3,100	1	3,100
Chief clerk.....	1	2,700	1	2,700	1	2,700
Grade 6. Assistant park supervisor.....	1	2,900	1	2,900	1	2,900
Grade 5. Storekeeper.....	1	2,400	1	2,400	1	2,400
Clerk.....	3	2,133	3	2,133	3	2,133
Grade 4. Clerk.....	4	1,845	4	1,845	4	1,845
Grade 3. Assistant storekeeper.....	2.3	1,620	2.3	1,620		
Assistant clerk-stenographer.....	2.8	1,620	2.8	1,620	5	1,620
Senior stenographer.....	2.3	1,620	2.3	1,620		
Assistant clerk.....	2	1,620	2	1,620		

Yosemite National Park, California—Continued.

By objects	Obligations					
	Estimate, 1935		Estimate, 1934		Actual, 1933	
	Posi- tions	Av. salary	Posi- tions	Av. salary	Posi- tions	Av. salary
PERSONAL SERVICES, FIELD—continued						
Clerical, administrative, and fiscal service—Continued.						
Grade 2. Telephone operator.....	2	\$1,470	2	\$1,470	2	\$1,470
Grade 1. Telephone operator.....	1	1,260	1	1,260	2	1,260
Subprofessional service:						
Grade 7. Principal engineer-draftsman.....	1	2,300	1	2,300	1	2,300
Grade 5. Ranger-naturalist.....	0.6	1,860	0.6	1,860	0.6	1,860
Custodial service:						
Grade 10. Chief ranger.....	1	3,100	1	3,100	1	3,100
Master mechanic.....	1	3,100	1	3,100	1	3,100
Grade 8. Assistant chief ranger.....	1	2,400	1	2,400	1	2,400
Electrician.....	1	2,500	1	2,500	1	2,500
General plumber.....	1	2,600	1	2,600	1	2,600
General carpenter.....	1	2,000	1	2,000	1	2,000
Senior foreman, construction and maintenance.....	1	2,000	1	2,000		
Line foreman.....	1	2,100	1	2,100	1	2,100
Ranger.....	3	2,100	3	2,100	3	2,100
Grade 7. General blacksmith.....	1	1,860	1	1,860	1	1,860
Foreman, construction and maintenance.....	2.5	1,860	2.5	1,860		
Ranger.....	12	1,910	12	1,910	12	1,910
Foreman.....	2	1,890	2	1,890	2	1,890
Sewer plant operator.....	2	1,860	2	1,860	2	1,860
Electrician, lineman.....	2	1,860	2	1,860	2	1,860
Plumber.....	1	1,860	1	1,860	1	1,860
Mechanic.....	2	1,860	2	1,860	3	1,900
Grade 6. Power station operator.....	4	1,785	4	1,785	4	1,785
Head teamster.....	1	1,860	1	1,860	1	1,860
Skilled laborer.....	1	1,860	1	1,860	1	1,860
Mechanic.....	2.3	1,680	2.3	1,680		
Truck driver.....	3	1,900	3	1,900	3	1,900
Cook.....	1	1,860	1	1,860	1	1,860
Grade 5. Janitor.....	1	1,500	1	1,500	2	1,500
Grade 4. Waitress—housekeeper.....	1	1,500	1	1,500	1	1,500
Total permanent, field.....	81.8168	338	81.8168	338	75.6	158,515
Deduct lapses and administrative furloughs.....						12,118
Net permanent, field.....		168,338		168,338		146,397
Temporary employees, field.....		65,962		65,962		133,368
All personal services, field.....		234,300		234,300		279,765
Deduct subsistence and quarters furnished.....		15,000		15,000		15,369
		219,300		219,300		264,396
Deduct legislative reductions.....		23,430		35,085		34,787
Total cash paid salaries and wages.....		195,870		184,215		229,609
Deduct amount included in objects below.....						28,874
01 Personal services (net).....		195,870		184,215		200,735
OTHER OBLIGATIONS						
02 Supplies and materials.....		39,800		39,800		42,278
05 Communication service.....		700		700		804
06 Travel expenses.....		1,400		1,400		1,379
07 Transportation of things (service).....		500		500		563
08 Printing, photographing, etc. (service).....		800		800		1,885
10 Furnishing heat, light, water, and power (service).....		2,100		2,100		2,133
11 Rents.....		500		500		748
12 Repairs and alterations (service).....		800		800		805
13 Special and miscellaneous (current expenses).....		300		300		296
30 Equipment.....		7,300		7,300		24,561
32 Structures and parts and nonstructural improvements to land (includes fixed equipment).....						67,615
Total other obligations.....		54,200		54,200		143,067
Grand total obligations.....		250,070		238,415		343,802
Estimated savings and unobligated balances.....				95,085		55,398
Total estimate or appropriation.....		250,070		333,500		399,200
BY ACTIVITIES OR PROJECTS						
100 Administration and protection.....		111,015		111,015		122,685
200 Maintenance, repair, and operation.....		120,100		120,100		128,941
Equipment.....		7,300		7,300		24,561
Structures and parts.....						67,615
Amount required for 90 percent salaries.....		11,655				
Total.....		250,070		238,415		343,802

Zion National Park, Utah: For administration, protection, and maintenance, including not exceeding \$1,150; \$700 for the [purchase,] maintenance, operation, and repair of motor-driven passenger-carrying vehicles for the use of the superintendent and employees in connection with general park work, \$40,940; for construction of a checking station, employees' quarters, and water

system at the east entrance, \$6,500; in all, \$47,440] \$35,940 (U.S.C., title 16, sec. 91; act Feb. 17, 1933, 47 Stat., p. 851).

Est. 1935, \$35,940

App. 1934, \$47,440

By objects	Obligations					
	Estimate, 1935		Estimate, 1934		Actual, 1933	
	Posi- tions	Av. salary	Posi- tions	Av. salary	Posi- tions	Av. salary
PERSONAL SERVICES, FIELD						
Professional service:						
Grade 3. Assistant superintendent-engineer.....	0.8	\$3,200	0.8	\$3,200	0.8	\$3,200
Grade 2. Assistant park naturalist.....	1	2,600	1	2,600	1	3,000
Clerical, administrative, and fiscal service:						
Grade 11. Superintendent.....	0.8	3,800	0.8	3,800	0.8	3,800
Grade 6. Chief clerk.....	0.8	2,300	0.8	2,300	0.8	2,300
Grade 3. Clerk.....	1	1,800	1	1,800	1	1,800
Storekeeper.....	1	1,800	1	1,800	1	1,800
Custodial service:						
Grade 9. Chief ranger.....	0.8	2,300	0.8	2,300	0.8	2,300
Grade 7. Ranger.....	2	1,920	2	1,920	2	1,920
Mechanic.....	1	1,920	1	1,920	1	1,920
Grade 6. Foreman.....	1	1,980	1	1,980	1	1,980
Total permanent, field.....	10.2	23,220	10.2	23,220	10.2	23,620
Deduct lapses and administrative furloughs.....						1,392
Net permanent, field.....		23,220		23,220		22,228
Temporary employees, field.....		9,430		9,430		12,342
All personal service, field.....		32,650		32,650		34,570
Deduct subsistence and quarters furnished.....		1,600		1,600		1,617
		31,050		31,050		32,953
Deduct legislative reductions.....		3,260		4,900		3,696
Total cash paid, salaries and wages.....		27,790		26,150		29,257
Deduct amount included in objects below.....						728
01 Personal services (net).....		27,790		26,150		28,529
OTHER OBLIGATIONS						
02 Supplies and materials.....		5,345		5,345		5,560
05 Communication service.....		175		175		175
06 Travel expenses.....		300		300		250
07 Transportation of things (service).....		440		440		445
08 Printing, photographing, etc. (service).....		50		50		41
10 Furnishing heat, light, water, and power (service).....		840		840		841
11 Rents.....		50		50		122
12 Repairs and alterations (service).....		150		150		227
13 Special and miscellaneous (current expenses).....		100		100		
30 Equipment.....		700		700		1,661
32 Structures and parts and nonstructural improvements to land (includes fixed equipment).....						2,610
Total other obligations.....		8,150		8,150		11,932
Grand total obligations.....		35,940		34,300		40,461
Estimated savings and unobligated balances.....				13,140		6,139
Total estimate or appropriation.....		35,940		47,440		46,600
BY ACTIVITIES OR PROJECTS						
100 Administration and protection.....		18,950		18,950		20,802
200 Maintenance, repair, and operation.....		14,650		14,650		15,388
Equipment.....		700		700		1,661
Structures and parts.....						2,610
Amount required for 90 percent salaries.....		1,640				
Total.....		35,940		34,300		40,461

National Industrial Recovery, Interior, National Parks, Buildings, and Reservations—

By objects	Obligations					
	Estimate, 1935		Estimate, 1934		Actual, 1933	
	Posi- tions	Av. salary	Posi- tions	Av. salary	Posi- tions	Av. salary
PERSONAL SERVICES, FIELD						
Professional service:						
Grade 5. Assistant chief engineer.....	1	\$4,600	0.7	\$4,600		
Grade 3. Associate engineer.....	2	3,200	1.4	3,200		
Assistant chief landscape architect.....	1	3,200	0.7	3,200		
Grade 2. Assistant landscape architect.....	3	2,600	2.1	2,600		
Net permanent positions, field.....	7	22,000	4.9	15,400		
Temporary employees, field.....		511,347		1,092,350		
All personal services, field.....		533,347		1,107,750		
Deduct legislative reductions in compensation.....		2,200		2,310		
01 Personal services (net).....		531,147		1,105,440		

National Industrial Recovery, Interior, National Parks, Buildings, and Reservations—Continued.

By objects	Obligations		
	Estimate, 1935	Estimate, 1934	Actual, 1933
OTHER OBLIGATIONS			
02 Supplies and materials.....	\$148,758	\$399,533	
05 Communication service.....	1,811	1,353	
06 Travel expenses.....	27,354	19,404	
07 Transportation of things (service).....	1,898	4,583	
08 Printing, photographing, etc. (service).....	3,217	2,252	
10 Furnishing heat, light, water, and power (service).....	457	1,168	
11 Rents.....	9,196	14,503	
12 Repairs and alterations.....	1,441	3,297	
13 Special and miscellaneous (current expenses).....	433	412	
30 Equipment.....	32,138	116,497	
32 Structures and parts, and nonstructural improvements to land (includes fixed equipment).....	719,150	1,188,900	
Total other obligations.....	945,853	1,751,902	
Grand total obligations.....	1,477,000	2,857,342	
1934 appropriation obligated in 1935.....	-1,500,000	+1,500,000	
Transferred to Department of Agriculture.....	+23,000	+18,000	
Net total obligations.....		4,375,342	
Received by transfer from Federal Emergency Administration of Public Works.....		-4,375,342	
Total, estimate or appropriation.....			

National monuments: For administration, protection, maintenance, and preservation of national monuments, including not exceeding \$2,100 for the purchase, maintenance, operation, and repair of motor-driven passenger-carrying vehicles for the use of the custodians and employees in connection with general monument work, [\$78,760; for construction of physical improvements, \$10,300, including not exceeding \$1,200 for a checking station, \$3,300 for two equipment sheds, and \$2,000 for a comfort station; in all, \$89,060] \$82,760 (U.S.C., title 16, sec. 431; act Feb. 17, 1933, 47 Stat., p. 851).

Est. 1935, \$82,760

App. 1934, \$89,060

By objects	Obligations					
	Estimate, 1935		Estimate, 1934		Actual, 1933	
PERSONAL SERVICES, FIELD	Posi- tions	Av. salary	Posi- tions	Av. salary	Posi- tions	Av. salary
Professional service:						
Grade 2. Naturalist.....	1	\$2,600	1	\$2,600	1	\$2,600
Grade 1. Junior naturalist.....	1	2,000	1	2,000		
Clerical, administrative, and fiscal service:						
Grade 9. Superintendent.....	1	3,200	1	3,200	1	3,200
Grade 5. Chief clerk.....	1	2,000	1	2,000	1	2,000
Custodial service:						
Grade 10. Custodian.....	1	2,600	1	2,600	1	2,600
Grade 9. Custodian.....	1	2,300	1	2,300	1	2,300
Grade 7. Custodian.....	13	1,883	10	1,890	8	1,915
Grade 6. Ranger.....	7	1,860	7	1,860	7	1,860
Custodian.....	0.4	1,680	0.4	1,680	0.4	1,680
Grade 3. Laborer.....	1	1,200	1	1,200	1	1,200
Total permanent, field.....	27.4	54,072	24.4	48,492	21.4	42,912
Deduct lapses and administrative furloughs.....						1,129
Net permanent, field.....		54,072		48,492		41,783
Temporary employees, field.....		18,328		10,008		20,194
All personal services, field.....		72,400		58,500		61,977
Deduct subsistence and quarters furnished.....		4,000		4,000		4,376
		68,400		54,500		57,601
Deduct legislative reductions.....		7,240		8,635		6,061
Total cash paid, salaries and wages.....		61,160		45,865		51,540
Deduct amount included in objects below.....						1,762
01 Personal services (net).....		61,160		45,865		49,778
OTHER OBLIGATIONS						
02 Supplies and materials.....		8,530		7,030		7,393
05 Communication service.....		450		250		258
06 Travel expenses.....		2,600		2,100		2,174
07 Transportation of things (service).....		700		600		649
08 Printing, photographing, etc. (service).....		70		70		74
10 Furnishing heat, light, water, and power.....		350		150		123
11 Rents.....		1,000		500		529
12 Repairs and alterations.....		2,600		2,100		2,125
13 Special and miscellaneous (current expenses).....		300		300		357
30 Equipment.....		5,000		4,000		5,427

National Monuments—Continued.

By objects	Obligations		
	Estimate, 1935	Estimate, 1934	Actual, 1933
OTHER OBLIGATIONS—continued			
32 Structures and parts, and nonstructural improvements to land (includes fixed equipment).....			\$13,548
Total other obligations.....	\$21,600	\$17,100	32,657
Grand total obligations.....	82,760	62,965	82,435
1931 appropriation available in 1933.....			-3,205
Net total obligations.....	82,760	62,965	79,230
Estimated savings and unobligated balances.....		+26,095	+14,570
Total estimate or appropriation.....	82,760	89,060	93,800
BY ACTIVITIES OR PROJECTS			
Aztec Ruins.....	2,200	2,200	2,815
Bandelier.....	1,800	1,800	78
Capulin Mountain.....	50	50	883
Casa Grande.....	3,800	3,800	4,566
Chaco Canyon.....	1,800	1,800	2,488
Colorado.....	2,000	2,000	148
Craters of the Moon.....	3,500	3,500	4,177
Death Valley.....	100	100	
Devils Tower.....	2,100	2,100	3,511
El Morro.....	1,000	1,000	1,336
Gran Quivira.....	1,700	1,700	2,248
Grand Canyon.....	200	200	94
Montezuma Castle.....	3,500	3,500	3,793
Muir Woods.....	3,600	3,600	3,537
Natural Bridges.....	600	600	761
Navajo.....	50	50	204
Petrified Forest.....	14,000	14,000	15,170
Pinnacles.....	2,600	2,600	3,008
Pipe Spring.....	1,300	1,300	1,284
Scotts Bluff.....	800	800	12
Sitka.....	500	500	458
Tumacacori.....	3,600	3,600	3,949
Verendrye.....	50	50	12
Wupatki.....	50	50	2
General administration.....	12,065	12,065	14,353
Structures and parts.....			13,548
Canyon de Chelly.....	2,280		
Death Valley.....	2,280		
Black Canyon of the Gunnison.....	2,280		
White Sands.....	850		
Monuments transferred from Agricultural Department.....	9,320		
Amount required for 90 percent salaries.....	2,785		
Total.....	82,760	62,965	82,435

Antietam Battlefield, Preservation—

Chickamauga and Chattanooga National Military Park, Tennessee and Georgia—

Fort Donelson National Military Park, Tennessee—

Fredericksburg and Spotsylvania County Battle Fields Memorial, Virginia—

Gettysburg National Military Park, Pennsylvania—

Guilford Courthouse National Military Park, North Carolina—

Moores Creek National Military Park, North Carolina—

Petersburg National Military Park, Virginia—

Shiloh National Military Park, Tennessee—

Stones River National Military Park, Tennessee—

Vicksburg National Military Park, Mississippi—

NOTE.—Appropriations under foregoing titles transferred from the War Department on August 10, 1933, under the provisions of the act of March 3, 1933 (47 Stat. p. 1517), and Executive Order No. 6228, dated July 28, 1933, and consolidated under appropriation, National military parks, battlefields, and cemeteries.

Lincoln Birthplace Memorial—

Lincoln Birthplace Memorial: For the preservation of the birthplace of Abraham Lincoln, near Hodgenville, Larue County, Kentucky, in accordance with the provisions of the Act approved February 11, 1929 (U.S.C., Supp. V, title 16, secs. 215-216), including the purchase of necessary supplies and equipment, the

salary of the caretaker and other necessary employees, and all other necessary expenses incident to the foregoing, including not to exceed \$37 for or on account of travel, \$5,580.]

NOTE.—Appropriation under above title transferred from the War Department on August 10, 1933, under the provisions of the act of March 3, 1933 (47 Stat. 1517) and Executive Order No. 6228 dated July 28, 1933.

Colonial National Monument, Virginia: For administration, protection, maintenance, and improvement, including not exceeding \$675 for the maintenance, operation, and repair of motor-driven passenger-carrying vehicles for the use of the superintendent and employees in connection with general monument work, \$52,030] (U.S.C., title 16, sec. 431; act Feb. 17, 1933, 47 Stat., p. 851).

George Washington Birthplace National Monument, Wakefield, Virginia: For administration, protection, maintenance, and improvement, including not exceeding \$400 for the maintenance, operation, and repair of motor-driven passenger-carrying vehicles for the use of the custodian and employees in connection with general monument work, \$18,250; for construction of physical improvements, \$3,000; in all, \$21,250] (U.S.C., title 16, sec. 431; act Feb. 17, 1933, 47 Stat., pp. 851-852).

National historical parks and monuments: For administration, protection, maintenance, and improvement, including the maintenance, operation, and repair of motor-driven passenger-carrying vehicles, \$77,350 (U.S.C., title 16, secs. 215, 216, 431; acts Feb. 17, 1933, 47 Stat., pp. 851-852; Mar. 2, 1933, 47 Stat., pp. 1421-1422; Mar. 3, 1933, 47 Stat., pp. 1504-1506; Mar. 4, 1933, 47 Stat., p. 1598).

Est. 1935, \$77,350

App. 1934, \$78,860

* Includes following 1934 appropriations consolidated under this title: Abraham Lincoln National Park, \$5,580; George Washington Birthplace National Monument, \$21,250; Colonial National Monument, \$52,030.

By objects	Obligations					
	Estimate, 1935		Estimate, 1934		Actual, 1933	
PERSONAL SERVICES, FIELD	Posi- tions	Av. salary	Posi- tions	Av. salary	Posi- tions	Av. salary
Professional service:						
Grade 2. Assistant historian.....	2	\$2,600	2	\$2,600	2	\$2,600
Clerical, administrative, and fiscal service:						
Grade 12. Superintendent.....	1	4,600	1	4,600	1	4,600
Grade 9. Superintendent.....	2	3,200	1	3,200	1	3,200
Grade 6. Chief clerk.....	1	2,300	1	2,300	1	2,300
Grade 4. Clerk-ranger.....	1	1,800	1	1,800	1	1,800
Superintendent.....	1	1,200	1	1,200	1	1,200
Grade 3. Assistant clerk-stenographer.....	1.5	1,620	1.5	1,620	2	1,620
Grade 1. Custodian.....	1	1,320	1	1,320	1	1,320
Subprofessional service:						
Grade 6. Gardener.....	1	2,000	1	2,000	1	2,000
Custodial service:						
Grade 8. Assistant chief ranger.....	1	2,000	1	2,000	1	2,000
Grade 7. Ranger.....	2	1,860	2	1,860	2	1,860
Grade 5. Maintenance foreman.....	1	1,500	1	1,500	1	1,500
Grade 3. Laborer.....	1	1,200	1	1,200	1	1,200
Grade 2. Laborer.....	5	1,116	2	1,080	2	1,080
Guard.....	5	1,176				
Grade 1. Laborer.....	4	720	4	720	4	720
Attendant.....	3	833				
Total permanent, field.....	33.5	52,510	21.5	37,510	22	38,320
Deduct lapses and administrative furloughs.....						2,716
Net permanent, field.....		52,510		37,510		35,604
Temporary employees, field.....		17,980		17,280		20,651
All personal services, field.....		70,490		54,790		56,255
Deduct subsistence and quarters furnished.....		1,590		1,590		1,412
		68,900		53,200		54,843
Deduct legislative reductions.....		6,950		8,230		4,819
Total cash paid, salaries and wages.....		61,950		44,970		50,024
Deduct amount included in objects below.....						2,821
01 Personal services (net).....		61,950		44,970		47,203
OTHER OBLIGATIONS						
02 Supplies and materials.....		7,020		6,043		5,429
05 Communication service.....		669		585		530
06 Travel expenses.....		950		850		813
07 Transportation of things (service).....		230		230		471
08 Printing, photographing, etc. (service).....		350		350		404
10 Furnishing heat, light, water, and power (service).....		2,186		2,150		1,500
11 Rents.....		400		400		463
12 Repairs and alterations.....		1,645		1,275		1,233
13 Special and miscellaneous (current expenses).....		100		100		375
30 Equipment.....		1,850		1,850		8,195
32 Structures and parts, and nonstructural improvements to land (includes fixed equipment).....						11,857
Total other obligations.....		15,400		13,833		31,270
Grand total obligations.....		77,350		58,803		78,473
Received by transfer from "Cemeterial expenses", War Department.....				-1,503		-1,190
Estimated savings and unobligated balance.....				21,560		26,336
Total estimate or appropriation.....		77,350		78,860		103,619

Emergency reconstruction and fighting forest fires in national parks: For reconstruction, replacement, and repair of roads, trails, bridges, buildings, and other physical improvements and of equipment in national parks or national monuments that are damaged or destroyed by flood, fire, storm, or other unavoidable causes during the fiscal year [1934] 1935, and for fighting or emergency prevention of forest fires in national parks or other areas administered by the [National Park Service] Office of National Parks, Buildings, and Reservations, or fires that endanger such areas, [\$50,000] \$25,000, and in addition thereto the unexpended balance for this purpose for the fiscal year [1933] 1934 is continued available during the fiscal year [1934] 1935, together with not to exceed \$100,000 to be transferred upon the approval of the Secretary of the Interior from the various appropriations for national parks and national monuments herein contained, any such diversions of appropriations to be reported to Congress in the annual Budget: *Provided*, That the allotment of these funds to the various national parks or areas administered by the [National Park Service] Office of National Parks, Buildings, and Reservations as may be required for fire-fighting purposes shall be made by the Secretary of the Interior, and then only after the obligation for the expenditure has been incurred (act Feb. 17, 1933, 47 Stat., p. 852).

Est. 1935, \$25,000

App. 1934, \$50,000

By objects	Obligations		
	Estimate, 1935	Estimate, 1934	Actual, 1933
PERSONAL SERVICES, FIELD			
01 Personal services (net).....	\$17,500	\$50,000	\$21,450
OTHER OBLIGATIONS			
02 Supplies and materials.....	3,000	6,858	4,128
03 Subsistence and support of persons (service).....	250	250	251
05 Communication service.....			8
06 Travel expenses.....	100	100	104
07 Transportation of things (service).....	250	250	265
08 Printing, photographing, etc. (service).....			3
10 Furnishing heat, light, water, and power (service).....			5
11 Rents.....	1,000	1,500	1,343
12 Repairs and alterations (service).....	500	1,000	196
13 Special and miscellaneous (current expenses).....			
30 Equipment.....	400	400	394
32 Structures and parts, and nonstructural improvements to land (includes fixed equipment).....	2,000	4,500	2,000
Total other obligations.....		50,000	24,240
Total other obligations.....	7,500	64,858	32,937
Grand total obligations.....	25,000	114,858	54,387
1932 appropriation obligated in 1933.....			-16,587
1933 appropriation available in 1934.....		-109,358	+109,358
Transferred to Department of Agriculture.....			+2,000
Transferred to Alaska Road Commission.....		+7,000	
Net total obligations.....	25,000	12,500	149,158
Estimated savings and unobligated balances.....		37,500	842
Total estimate or appropriation.....	25,000	50,000	150,000

Forest protection and fire prevention: For the control and the prevention of spread of forest insects and tree diseases, including necessary personnel and equipment for such work, [\$70,000] and for fire-prevention measures, including necessary personnel and fire-prevention equipment, [\$68,400; and for fire-prevention improvements within national parks and national monuments, \$8,600, including not exceeding \$3,800 for a storehouse and \$1,600 for a lookout station; in all, \$147,000] \$69,600 (act Feb. 17, 1933, 47 Stat., p. 852).

Est. 1935, \$69,600

App. 1934, \$147,000

By objects	Obligations					
	Estimate, 1935		Estimate, 1934		Actual, 1933	
PERSONAL SERVICES, FIELD	Posi- tions	Av. salary	Posi- tions	Av. salary	Posi- tions	Av. salary
Professional service:						
Grade 6. Chief forester.....	1	\$5,600				
Grade 5. Fire control expert.....			1	\$4,600	1	\$4,600
Total permanent positions, field.....	1	5,600	1	4,600	1	4,600
Temporary employees, field.....		48,400		86,410		86,274
All personal services, field.....		54,000		91,010		90,874
Deduct legislative reductions.....		5,400		13,650		6,154
Total cash paid salaries and wages.....		48,600		77,360		84,720
Deduct amount included in objects below.....						2,600
01 Personal services (net).....		48,600		77,360		82,120

Forest protection and fire prevention—Continued.

By objects	Obligations		
	Estimate, 1935	Estimate, 1934	Actual, 1933
OTHER OBLIGATIONS			
02 Supplies and materials.....	\$10,200	\$19,600	\$10,255
03 Subsistence and support of persons (service).....	50	50	34
04 Subsistence and care of animals, and storage and care of vehicles (service).....	150	150	150
05 Communication service.....	100	100	90
06 Travel expenses.....	1,200	1,200	1,203
07 Transportation of things (service).....	510	1,000	1,043
08 Printing, photographing, etc. (service).....	120	120	117
10 Furnishing heat, light, water, and power (service).....	120	120	114
11 Rents.....	2,200	2,200	2,160
12 Repairs and alterations (service).....	150	150	132
13 Special and miscellaneous (current expenses).....	200	200	231
30 Equipment.....	6,000	8,000	20,500
32 Structures and parts, and nonstructural improvements to land (includes fixed equipment).....			8,530
Total other obligations.....	21,000	32,890	44,559
Grand total obligations.....	69,600	110,250	126,679
Estimated savings and unobligated balances.....		36,750	13,321
Total estimate or appropriation.....	69,600	147,000	140,000

For salaries of commissioners in Crater Lake, Glacier, Hawaii, Lassen Volcanic, Mesa Verde, Mount Rainier, Rocky Mountain, Sequoia and General Grant, Yellowstone, and Yosemite National Parks, **[\$18,150]** \$17,750, which shall be in lieu of all fees and compensation heretofore authorized (U.S.C., title 16, secs. 29, 72, 103, 132, 175; U.S.C., Supp. VI, title 16, secs. 117h, 198h, 204h; act Feb. 17, 1933, 47 Stat., p. 852).

Est. 1935, \$17,750

App. 1934, \$18,150

By objects	Obligations					
	Estimate, 1935		Estimate, 1934		Actual, 1933	
PERSONAL SERVICES, FIELD	Posi- tions	Av. salary	Posi- tions	Av. salary	Posi- tions	Av. salary
Clerical, administrative, and fiscal service: Grade 5. Commissioner.....	10	\$2,250	10	\$2,250	10	\$2,230
Total permanent, field.....	10	22,500	10	22,500	10	22,300
Deduct lapses and administrative furloughs.....						2,000
Net permanent, field.....		22,500		22,500		20,300
Deduct subsistence and quarters furnished.....		2,500		2,500		2,300
Deduct legislative reductions.....		20,000		20,000		18,000
		2,250		3,375		2,000
01 Personal services (net).....		17,750		16,625		16,000
Estimated savings and unobligated balances.....				1,525		4,000
Total estimate or appropriation.....		17,750		18,150		20,000
BY ACTIVITIES OR PROJECTS						
100. Administration and protection.....		16,625		16,625		16,000
Amount required for 90 percent salaries.....		1,125				
Total.....		17,750		16,625		16,000

National Military Parks, Battlefields, and Cemeteries—

National military parks, battlefields, and cemeteries: For administration, protection, maintenance, and improvement, including the maintenance, operation, and repair of motor-driven passenger-carrying vehicles, \$160,030 (U.S.C., title 24, sec. 277; U.S.C. Supp. VI, title

16, secs. 422-430; act Mar. 3, 1933, 47 Stat., p. 1517; act. Mar. 4, 1933, 47 Stat., p. 1596).

Est. 1935, \$160,030

App. 1934, \$229,883

* Includes appropriations transferred from War Department under Executive Order No. 6228, dated July 28, 1933, as follows:

Antietam Battlefield, preservation.....	\$5,865
Chickamauga and Chattanooga National Military Park, Tenn. and Ga.....	56,797
Fort Donelson National Military Park, Tenn.....	7,274
Fredericksburg and Spotsylvania County Battlefields Memorial, Va.....	14,290
Gettysburg National Military Park, Pa.....	56,810
Guilford Courthouse National Military Park, N.C.....	7,758
Moore's Creek National Military Park, N.C.....	4,620
Petersburg National Military Park, Va.....	4,817
Shiloh National Military Park, Tenn.....	39,581
Stones River National Military Park, Tenn.....	5,670
Vicksburg National Military Park, Miss.....	26,401
Total.....	229,883

And excludes \$24,452 for cemetery expense transferred from War Department and provided for in 1935 estimate under above title.

By objects	Obligations					
	Estimate, 1935		Estimate, 1934		Actual, 1933	
PERSONAL SERVICES, FIELD	Posi- tions	Av. salary	Posi- tions	Av. salary	Posi- tions	Av. salary
Clerical, administrative, and fiscal service:						
Grade 10. Superintendent.....	4	\$3,725	4	\$3,725	4	\$3,725
Grade 5. Assistant superintendent.....	2	2,100	2	2,100	2	2,100
Grade 4. Assistant superintendent.....	1	1,920	1	1,920	1	1,920
Clerk.....	1	1,800	1	1,800	1	1,800
Assistant superintendent.....	2	1,530	2	1,530	2	1,530
Grade 3. Clerk.....	1	1,860	1	1,860	1	1,860
Grade 2. Clerk.....	2	1,410	2	1,410	2	1,410
Grade 1. Superintendent.....	11	1,325	11	1,325	3	1,320
Clerk.....	2	1,170	2	1,170	2	1,170
Resident commissioner.....	1	1,000	1	1,000	1	1,000
Custodial service:						
Grade 8. Foreman.....	1	2,100	1	2,100	1	2,100
Grade 6. Assistant superintendent.....	1	1,920	1	1,920	1	1,920
Foreman.....	1	1,860	1	1,860	1	1,860
Guard.....	1	1,680	1	1,680	1	1,680
Grade 4. Guard.....	6	1,380	6	1,380	6	1,380
Grade 3. Guard.....	7	1,260	7	1,260	7	1,260
Foreman.....	1	1,260	1	1,260	1	1,260
Grade 2. Carpenter.....	1	1,080	1	1,080	1	1,080
Painter.....	1	1,080	1	1,080	1	1,080
Blacksmith.....	1	1,080	1	1,080	1	1,080
Laborer-caretaker.....	1	1,020	1	1,020	1	1,020
Laborer.....	6	940	6	940	6	940
Grade 1. Laborer.....	12	850	12	850	3	720
Unclassified. Laborer.....	1	300	1	300	1	300
Nonresident commissioner.....	1	100	1	100	1	100
Total permanent, field.....	69	94,900	69	94,900	52	76,240
Temporary employees, field.....		33,985		34,645		10,615
All personal services, field.....		128,885		129,545		86,855
Deduct subsistence and quarters furnished.....		4,320		4,320		3,120
		124,565		125,225		83,735
Deduct legislative reduction.....		12,890		19,007		8,685
01 Personal services (net).....		111,675		106,218		75,050
OTHER OBLIGATIONS						
02 Supplies and materials.....		27,880		27,880		9,865
04 Subsistence and care of animals, and storage and care of vehicles (service).....		20		20		723
05 Communication service.....		525		525		418
06 Travel expenses.....		1,420		1,420		550
07 Transportation of things (service).....		636		636		539
10 Furnishing heat, light, water, and power (service).....		684		684		164
11 Rents.....		1,380		1,380		1,676
12 Repairs and alterations.....		12,830		12,830		87,424
13 Special and miscellaneous (current expenses).....						8
30 Equipment.....		2,980		2,980		2,634
32 Structures and parts, and nonstructural improvements to land (includes fixed equipment).....						47,956
Total other obligations.....		48,355		48,355		151,957
Grand total obligations.....		160,030		154,573		227,007
Received by transfer from "Cemeterial Expense", War Department.....				24,452		
Estimated savings or unobligated balances.....				99,762		11,107
Total estimate or appropriation.....		160,030		229,883		238,114

National Monuments, War Department—

NOTE.—Appropriation under above title transferred from the War Department on August 10, 1933, under the provisions of the Act of March 3, 1933 (47 Stat., 1517) and Executive Order No. 6228 dated July 28, 1933.

National Military Monuments: For administration, protection, maintenance, and improvement, including the maintenance, operation, and repair of motor-driven passenger-carrying vehicles, \$33,770 (U.S.C., title 16, sec. 431; acts Mar. 3, 1933, 47 Stat., p. 1517; Mar. 4, 1933, 47 Stat., p. 1598).

Est. 1935, \$33,770.

App. 1934, \$36,223

NOTE.—Transferred from War Department under Executive Order No. 6228 of July 28, 1933.

By objects	Obligations					
	Estimate, 1935		Estimate, 1934		Actual, 1933	
	Posi- tions	Av. salary	Posi- tions	Av. salary	Posi- tions	Av. salary
PERSONAL SERVICES, FIELD						
Clerical, administrative, and fiscal service:						
Grade 5. Superintendent.....	1	\$2,200	1	\$2,200	1	\$2,200
Custodial service:						
Grade 3. Attendant.....	4	1,395	4	1,395	4	1,395
Caretaker.....	1	1,200	1	1,200	1	1,200
Grade 2. Assistant caretaker.....	2	1,200	2	1,200	2	1,200
Caretaker.....	1	1,020	1	1,020	1	1,020
Total permanent, field.....	9	12,400	9	12,400	9	12,400
Temporary employees, field.....		6,955		6,955		450
All personal services, field.....		19,355		19,355		12,850
Deduct subsistence and quarters furnished.....		420		420		420
		18,935		18,935		12,430
Deduct legislative reductions.....		1,935		2,841		1,240
01 Personal services (net).....		17,000		16,094		11,190
OTHER OBLIGATIONS						
02 Supplies and materials.....		2,420		3,825		1,434
05 Communication service.....		10		10		—
06 Travel expenses.....		175		175		134
07 Transportation of things (service).....		25		25		206
10 Furnishing heat, light, water, and power (service).....		10,500		10,500		9,627
12 Repairs and alterations.....		7,940		1,740		9,069
13 Special and miscellaneous current expenses.....		—		—		409
30 Equipment.....		500		500		1,317
32 Structures and parts.....		—		—		3,261
Total other obligations.....		16,770		16,775		25,457
Grand total obligations.....		33,770		32,869		36,647
Estimated savings or unobligated balances.....		—		3,354		1,337
Total estimate or appropriation.....		33,770		36,223		37,984
BY ACTIVITIES OR PROJECTS						
Administration, protection, and maintenance.....		32,369		32,369		—
Equipment.....		500		500		—
Amount required for 90 percent salaries.....		901		—		—
Total.....		33,770		32,869		—

【The foregoing amounts for the National Park Service available for construction of physical improvements, for tree-disease and insect-control work, for fire-prevention measures, and for the purchase of equipment, shall be immediately available for such purposes.】

The total of the foregoing amounts shall be available in one fund for the Office of National Parks, Buildings, and Reservations.

Appropriations made for the national parks, [and] national monuments, and other reservations under the jurisdiction of the Office of National Parks, Buildings, and Reservations, shall be available for the giving of educational lectures therein.

Purchase of Lands, National Parks—

By objects	Obligations					
	Estimate, 1935		Estimate, 1934		Actual, 1933	
	Posi- tions	Av. salary	Posi- tions	Av. salary	Posi- tions	Av. salary
PERSONAL SERVICES, FIELD						
Clerical, administrative, and fiscal service:						
Grade 11. Assistant land purchaser.....		—	1	\$4,200	1	\$4,200
Total permanent positions, field.....		—	1	4,200	1	4,200
Temporary employees, field.....		—		—		907
All personal services, field.....		—		4,200		5,107
Deduct legislative reductions.....		—		630		496
01 Personal services (net).....		—		3,570		4,611
OTHER OBLIGATIONS						
06 Travel expenses.....		—		1,280		1,222
31 Lands and interest in land.....		—		20,670		199,000
Total other obligations.....		—		21,950		200,222
Grand total obligations.....		—		25,520		204,833
Estimated savings and unobligated balances.....		—		133,374		496
Deduct in 1934 and add in 1933 unexpended balance of prior year appropriation available for 1934.....		—		—158,894		158,894
Deduct in 1933 unexpended balance of prior year appropriation available for 1932.....		—		—		—364,223
Total estimate or appropriation.....		—		—		—

Roads and Trails, National Parks—

【Construction, and so forth, of roads and trails: For the construction, reconstruction, and improvement of roads and trails, inclusive of necessary bridges, in national parks and monuments under the jurisdiction of the Department of the Interior, including the roads from Glacier Park Station through the Blackfeet Indian Reservation to various points in the boundary line of the Glacier National Park and the international boundary, and areas to be established as national parks under the Act of May 22, 1926 (U.S.C., title 16, sec. 403), and for the replacement of a road at Felsgate Creek on the Navy mine depot in connection with the Colonial National Monument Parkway, Virginia, at a cost of not to exceed \$20,000, to be immediately available and remain available until expended, \$2,435,700, a part of the amount of the contractual authorization of \$2,500,000 contained in the Act making appropriations for the Department of the Interior for the fiscal year 1933: *Provided*, That not to exceed \$23,000 of the amount herein appropriated may be expended for personal services in the District of Columbia during the fiscal year 1934】 (U.S.C., title 16, sec. 8; acts Jan. 5, 1924, 43 Stat., p. 423; Jan. 31, 1931, 46 Stat., pp. 1053, 1054; Feb. 17, 1933, 47 Stat., pp. 852-853).

Appropriated 1934, \$2,435,700

By objects	Obligations					
	Estimate, 1935		Estimate, 1934		Actual, 1933	
	Posi- tions	Av. salary	Posi- tions	Av. salary	Posi- tions	Av. salary
PERSONAL SERVICES, DEPARTMENTAL						
Clerical, administrative, and fiscal service:						
Grade 9. Senior administrative assistant.....		—	1	\$3,500	1	\$3,500
Grade 8. Administrative assistant.....		—	1	2,900	1	2,900
Grade 6. Principal clerk.....		—	2	2,450	2	2,450
Grade 5. Senior clerk.....		—	1	2,000	1	2,000
Grade 4. Clerk.....		—	1	1,800	2	1,800
Clerk, stenographer.....		—	1	1,920	1	1,920
Grade 3. Assistant clerk.....		—	2	1,620	1	1,620
Grade 2. Junior clerk, stenographer.....		—	1	1,440	1	1,440
Net permanent, departmental.....		—	10	21,700	10	21,880
Temporary employees, departmental.....		—		—		2,325
All personal services, departmental.....		—		21,700		24,205

Roads and Trails, National Parks—Continued.

By objects	Obligations					
	Estimate, 1935		Estimate, 1934		Actual, 1933	
PERSONAL SERVICES, FIELD	Posi- tions	Av. salary	Posi- tions	Av. salary	Posi- tions	Av. salary
Professional service:						
Grade 6. Chief engineer.....					1	\$5,800
Chief landscape architect.....					1	5,600
Grade 5. Assistant chief engineer.....					2	4,700
Grade 4. Engineer.....					2	4,200
Landscape architect.....					1	3,800
Grade 2. Associate engineer.....					7.5	3,240
Structural engineer.....					1	3,300
Construction supervisor.....					1	3,200
Associate landscape architect.....					1	3,300
Assistant chief landscape archi- tect.....					1	3,200
Associate architect.....					1	3,200
Grade 2. Assistant engineer.....					4	2,625
Assistant landscape architect.....					8	2,650
Grade 1. Junior landscape architect.....					7	2,086
Subprofessional service:						
Grade 8. Chief engineering draftsman.....					1	2,700
Principal engineering draftsman.....					1	2,300
Grade 4. Assistant engineering draftsman.....					1	1,620
Clerical, administrative, and fiscal service:						
Grade 9. Field representative.....					1	3,400
Grade 6. Chief clerk.....					1	2,900
Grade 5. Senior clerk.....					1	2,000
Grade 3. Clerk, accountant.....					1	1,740
Senior stenographer.....					3	1,620
Grade 2. Junior stenographer.....					1	1,440
Custodial service:						
Grade 3. Messenger.....					1	1,200
Total permanent, field.....					50.5	143,962
Deduct lapses and administrative furloughs.....						8,219
Net permanent, field.....						135,743
Temporary employees, field.....			\$38,300			496,082
All personal services, field.....			38,300			631,825
Total, departmental and field.....			60,000			656,030
Deduct subsistence and quarters furnished.....						553
Deduct legislative reductions.....			60,000			655,472
			9,000			65,603
01 Total cash paid, salaries and wages.....			51,000			589,869
Deduct amount included in objects below.....			51,000			589,869
OTHER OBLIGATIONS						
32 Structures and parts and nonstructural improvements to land (includes fixed equipment).....				498,672		6,969,379
1934 appropriation obligated in 1933.....				+733,601		733,601
Transferred to—						
Alaska Road Commission.....						+80,000
Department of Agriculture.....						+632,500
Geological Survey.....						+284,400
General Land Office.....						+150,000
Office of Education.....						+30,000
Office of the Secretary.....						+13,500
Net total obligations.....				1,232,273		7,426,178
Estimated savings and unobligated bal- ances.....				1,203,427		73,822
Total estimate or appropriation.....				2,435,700		7,500,000

National Industrial Recovery, Interior, National Parks, Roads and Trails—

By objects	Obligations					
	Estimate, 1935		Estimate, 1934		Actual, 1933	
PERSONAL SERVICES, DEPARTMENTAL	Posi- tions	Av. salary	Posi- tions	Av. salary	Posi- tions	Av. salary
Clerical, administrative and fiscal service:						
Grade 9. Senior administrative assistant.....	1	\$3,500				
Grade 8. Administrative assistant.....	1	2,900				
Grade 6. Principal clerk.....	2	2,450				
Grade 5. Senior clerk.....	1	2,000				
Grade 4. Clerk.....	1	1,800				
Clerk-stenographer.....	1	1,920				
Grade 3. Assistant clerk.....	2	1,620				
Grade 2. Junior clerk-stenographer.....	1	1,440				
Net permanent positions, departmental.....	10	21,700				
Temporary employees, departmental.....		2,760		\$1,794		
All personal services, departmental.....		24,460		1,794		

National Industrial Recovery, Interior, National Parks, Roads and Trails—Continued.

By objects	Obligations					
	Estimate, 1935		Estimate, 1934		Actual, 1933	
PERSONAL SERVICES, FIELD	Posi- tions	Av. salary	Posi- tions	Av. salary	Posi- tions	Av. salary
Professional service:						
Grade 6. Chief engineer.....	1	\$5,800	0.7	\$5,800		
Chief landscape architect.....	1	5,600	0.7	5,600		
Grade 5. Assistant chief engineer.....	1	4,800	0.7	4,800		
Grade 4. Engineer.....	2	4,200	1.4	4,200		
Landscape architect.....	1	3,800	0.7	3,800		
Grade 3. Associate engineer.....	4	3,325	2.8	3,325		
Structural engineer.....	1	3,300	0.7	3,300		
Construction supervisor.....	1	3,200	0.7	3,200		
Associate landscape architect.....	1	3,300	0.7	3,300		
Grade 2. Assistant engineer.....	2	2,650	1.4	2,650		
Assistant landscape architect.....	6	2,683	4.2	2,683		
Grade 1. Junior landscape architect.....	6	2,000	4.2	2,000		
Subprofessional service:						
Grade 8. Chief engineering draftsman.....	1	2,700	0.7	2,700		
Principal engineering draftsman.....	1	2,300	0.7	2,300		
Grade 4. Assistant engineering draftsman.....	1	1,620	0.7	1,620		
Clerical, administrative, and fiscal service:						
Grade 6. Chief clerk.....	1	2,900	0.7	2,900		
Grade 4. Clerk-stenographer.....	1	1,800	0.7	1,800		
Grade 3. Clerk-accountant.....	1	1,740	0.7	1,740		
Senior stenographer.....	2	1,620	1.4	1,620		
Grade 2. Junior stenographer.....	1	1,440	.7	1,440		
Custodial service:						
Grade 3. Messenger.....	1	1,200	.7	1,200		
Net permanent positions, field.....	37	103,838	25.9	72,687		
Temporary employees, field.....		645,027		652,748		
All personal services, field.....		748,865		725,435		
All personal services, departmental and field.....		773,325		727,229		
Deduct legislative reductions in compensation.....		12,554		10,903		
01 Personal services (net).....		760,771		716,326		
OTHER OBLIGATIONS						
02 Supplies and materials.....		251,495		250,600		
05 Communication service.....		1,555		1,100		
06 Travel expenses.....		23,044		16,036		
07 Transportation of things (service).....		2,988		2,912		
08 Printing, photographing, etc. (service).....		2,697		1,869		
10 Furnishing heat, light, water, and power (service).....		747		737		
11 Rents.....		11,171		9,826		
12 Repairs and alterations.....		2,190		2,109		
13 Special and miscellaneous (current expenses).....		409		312		
30 Equipment.....		125,000		129,858		
31 Land and interests in land.....				3,500		
32 Structures and parts, and nonstructural improvements to land (includes fixed equipment).....		1,621,483		14,715,465		
Total other obligations.....		2,042,779		15,134,324		
Grand total obligations.....		2,803,550		15,850,650		
1934 appropriation obligated in 1935.....		-4,080,000		+4,080,000		
Transferred to Department of Agriculture.....		+1,276,450		+700,000		
Grand total obligations.....				20,630,650		
Received by transfer from "Federal Emergency Administration of Public Works".....				-20,630,650		
Total, estimate or appropriation.....						

Arlington Memorial Bridge—

For continuing the construction of the Arlington Memorial Bridge across the Potomac River at Washington, authorized in an Act entitled "An Act to provide for the construction of a memorial bridge across the Potomac River from a point near the Lincoln Memorial in the city of Washington to an appropriate point in the State of Virginia, and for other purposes", approved February 24, 1925 (43 Stat., p. 974), to be expended in accordance with the provisions and conditions of the said Act, \$198,000, of which \$25,000 shall be available for widening and resurfacing the present road from the memorial entrance of the cemetery to the southeast corner of the cemetery, conditioned upon the State of Virginia completing the construction of the Lee Boulevard link of the Virginia State highway system to the same point; and not exceeding \$20,000 shall be available for clerical and accounting service, including all necessary incidental and contingent expenses, printing and binding, and traveling expenses, to remain available until expended: *Provided*, That the Commission may procure supplies and services without regard to section 3709 of the Revised

Statutes (U.S.C., title 41, sec. 5) when the aggregate amount involved does not exceed \$50: *Provided further*, That no part of this appropriation shall be used to pay for the cost of reconstructing and paving Constitution Avenue east of Virginia Avenue, as provided in the approved project, except for such portions as may abut upon Government-owned property, and not in excess of 40 per centum of the cost of such reconstructing and paving of that portion of the said street which so abuts] (acts Feb. 24, 1925, 43 Stat., p. 974; June 16, 1933, 48 Stat., p. 285).

By objects	Obligations					
	Estimate, 1935		Estimate, 1934		Actual, 1933	
	Posi- tions	Av. salary	Posi- tions	Av. salary	Posi- tions	Av. salary
PERSONAL SERVICES, FIELD						
Professional and scientific service:						
Grade 6. Designing engineer.....	1	\$6,000	1	\$6,000	1	\$6,000
Grade 5. Civil engineer.....	1	4,800	1	4,800	1	4,800
Landscape architect.....	1	4,600	1	4,600	1	4,600
Consultant architect.....					1	5,000
Grade 3. Draftsman.....	1	3,200	1	3,200	1	3,200
Grade 2. Draftsman.....	2	3,000	3	2,933	3	2,933
Structural designer.....	3	2,800			5	2,800
Landscape architect draftsman.....					2	2,600
Grade 1. Junior engineer.....					3	2,000
Subprofessional service:						
Grade 8. Inspector.....					1	2,900
Computer.....					1	2,800
Grade 7. Inspector.....			1	2,400	2	2,400
Grade 5. Engineering aids.....					3	1,800
Grade 3. Landscape architect aid.....					1	1,500
Grade 1. Surveyor's helper.....					1	1,200
Clerical, administrative, and fiscal service:						
Grade 7. Accountant.....	1	2,700	1	2,900		
Custodial service:						
Grade 3. Guard.....					2	1,200
Total permanent, field.....	11	38,100	30	81,500		
Deduct lapses and administrative furloughs.....				18,100		4,762
Net permanent, field.....				20,000		76,738
Temporary employees, field.....						14,112
All personal services, field.....				20,000		90,850
Deduct legislative reductions.....				3,000		8,095
01 Total cash paid, salaries and wages.....				17,000		82,755
Deduct amount included in objects below.....				17,000		82,755
OTHER OBLIGATIONS						
32 Bridges and viaducts.....			323,823			354,010
1932 appropriation obligated in 1933.....						-147,928
1933 appropriation obligated in 1934.....			-125,823			
Net total obligations.....			198,000			206,082
Estimated savings and unobligated bal- ances.....						133,918
Total estimate or appropriation.....			198,000			340,000

Public Buildings Commission—

For all necessary expenses incident to moving various Government departments, bureaus, divisions, and independent establishments and parts thereof from one building to another or moves within a building in the District of Columbia in connection with the assignment, allocation, transfer, and survey of space, including the removal and erection of building partitions, including personal services, without reference to civil-service rules, at rates of pay fixed and determined by the commission and without reference to the Classification Act of 1923 as amended: *Provided*, That the money herein appropriated may be used for reimbursing the Government departments, bureaus, divisions, independent establishments, and offices for actual expenses incurred by them in complying with the orders of the commission; to be expended on vouchers signed by the chairman of the commission; to be available immediately, and to remain available until expended, \$80,000] (U.S.C., title 40, secs. 1, 346; act June 16, 1933, 48 Stat., pp. 295-296).

NOTE.—The functions of the Public Buildings Commission were transferred on August 10, 1933, to the Office of National Parks, Buildings, and Reservations of the Department of the Interior under the provisions of section 2 of Executive Order No. 6166, dated June 10, 1933.

Salaries, Public Buildings and Public Parks of the National Capital—

For personal services in the District of Columbia and elsewhere, and the pay and allowances in accordance with the provisions of the Act of May 27, 1924, as amended, of the police force engaged in patrolling the Mount Vernon Memorial Highway in the State of Virginia, and other Federal lands, as authorized by the Act approved May 29, 1930 (46 Stat. 483), \$2,200,000, including not to exceed \$25,000 for intermittent and seasonal employees at per diem rates of compensation to be fixed by the director] (U.S.C., title 40, sec. 2; act June 16, 1933, 48 Stat., p. 295).

General Expenses, Public Buildings and Public Parks of the National Capital—

For general expenses in connection with the maintenance, care, improvement, protection, operation, repair, cleaning, heating, and lighting of the Washington Monument and grounds; the Lincoln Memorial and the reflecting pool; the house where Abraham Lincoln died; the Arlington Memorial Bridge; the Mount Vernon Memorial Highway and other Federal lands authorized by the Act of May 29, 1930 (46 Stat. 482); grounds surrounding executive departments; and public buildings in the District of Columbia under the jurisdiction of the Office of Public Buildings and Public Parks of the National Capital, including per diem employees at rates of pay approved by the Director, not exceeding current rates for similar employment in the District of Columbia; rent of buildings in the District of Columbia, and salaries for maintenance and operation of the buildings when such maintenance and operation is not furnished by the owner under terms of the lease, and the uniforms and equipment for the police force engaged in patrolling the Mount Vernon Memorial Highway in the State of Virginia, including the purchase, issue, operation, maintenance, repair, exchange and storage of revolvers, bicycles, motor-propelled passenger-carrying vehicles, and ammunition: *Provided*, That any funds for the fiscal year 1934 appropriated for rents and maintenance of buildings in the District of Columbia for any of the executive departments and independent establishments may be transferred, with the approval of the Public Buildings Commission, to the Director of Public Buildings and Public Parks of the National Capital; city directories; contingent expenses; traveling expenses and car fare not exceeding \$300; communication service; professional, scientific, technical, and law books; periodicals and reference books; blank books and forms; photographs; maps; leather and rubber articles and gas masks for the protection of public property and employees; not exceeding \$13,000 for uniforms for employees; the maintenance, repair, exchange, storage, and operation of not to exceed one motor-propelled passenger-carrying vehicle; the demolition of buildings; incidental grading of the Mall to utilize available fill; the purchase, maintenance, and repair of equipment and fixtures, \$1,120,000] (U.S.C., title 40, sec. 2; act June 16, 1933, 48 Stat., p. 295).

Printing and Binding, Public Buildings and Public Parks of the National Capital—

For all printing and binding for the Office of Public Buildings and Public Parks of the National Capital, \$2,500] (U.S.C., title 31, sec. 588; act June 16, 1933, 48 Stat., p. 295).

By objects	Obligations		
	Estimate, 1935	Estimate, 1934	Actual, 1933
08 Printing and binding.....		\$2,100	\$2,010
Estimated savings and unobligated balances.....		400	990
Total estimate or appropriation.....		2,500	3,000

Salaries and General Expenses, Public Buildings and Grounds in the District of Columbia—

For administration, protection, maintenance, and improvement of public buildings, monuments, memorials, and grounds in the District of Columbia under the jurisdiction of the Office of National Parks, Buildings, and Reservations, including the Arlington Memorial Bridge, the Mount Vernon Memorial Highway, and other Federal lands authorized by the Act of May 29, 1930 (46 Stat. 482), and including the pay and allowances in accordance with the provisions of the Act of May 27, 1924, as amended, of the police force of the Mount Vernon Memorial Highway, and the purchase, at not to exceed \$1,500, operation, maintenance, repair, exchange, and storage of revolvers, bicycles, motor-propelled passenger-carrying vehicles, ammunition, uniforms and equipment necessary for this force; per diem employees at rates of pay approved by the Director, not exceeding current rates for similar services in the District of Columbia; rent of buildings; demolition of buildings; traveling expenses and car fare; leather and rubber articles and gas masks for the protection of public property and employees; not exceeding \$13,000 for uniforms for employees; and the maintenance, repair, exchange, storage, and operation of two motor-propelled passenger-carrying vehicles; \$4,054,000, of which amount not to exceed \$3,114,000 shall be available for personal services in the District of Columbia, and of this latter amount not to exceed \$66,330 shall be available for personal services, without reference to civil service rules, incident to moving various executive departments and establish-

ments in connection with the assignment, allocation, transfer, and survey of space (submitted).

Estimate 1935, \$4,054,000

Appropriated 1934, \$3,600,500

NOTE.—Includes following appropriations transferred by Executive Order No. 6166 of June 10, 1933, and consolidated under above title.

Arlington Memorial Bridge.....	\$198,000
Public Buildings Commission.....	80,000
Public Buildings and Public Parks of the National Capital:	
Salaries.....	2,200,000
General expenses.....	1,120,000
Printing and binding.....	2,500
Total.....	3,600,500

By objects	Obligations					
	Estimate, 1935		Estimate, 1934		Actual, 1933	
	Posi- tions	Av. salary	Posi- tions	Av. salary	Posi- tions	Av. salary
PERSONAL SERVICES, DEPARTMENTAL						
Professional and scientific service:						
Grade 5. Senior engineer.....	2	\$4,700	1	\$4,800	1	\$4,800
Grade 4. Engineer.....	2	3,900	2	3,900	1	3,800
Grade 3. Associated engineer.....	2	3,250	1	3,300	1	3,300
Grade 2. Associated engineer.....	2	2,700	2	2,700	2	2,700
Grade 1. Assistant engineer.....	1	2,000				
Subprofessional service:						
Grade 8. Inspector.....	1	3,000	1	3,000	1	3,000
Grade 7. Engineer draftsman.....	1	2,400	1	2,400	1	2,400
Inspector.....					1	2,300
Grade 6. Custodian.....	1	2,100	1	2,100	1	2,100
Senior, foreman gardener.....	1	2,000	1	2,000	1	2,000
Grade 5. Foreman gardener.....	1	1,920	1	1,920	1	1,920
Grade 4. Head gardener.....	6	1,640	6	1,640	6	1,640
Grade 3. Gardener.....	4	1,440	4	1,440	4	1,440
Grade 2. Assistant gardener.....	5	1,404	5	1,380	4	1,425
Clerical, administrative, and fiscal service:						
Grade 13. Senior administrative officer (chief of division).....	1	5,600	1	5,600	1	5,600
Grade 12. Senior administrative officer (chief of division).....	1	4,800	1	4,800	1	4,800
Grade 10. Junior administrative officer.....	4	3,675	4	3,675	3	3,667
Grade 9. Senior administrative assistant.....	2	3,500	3	3,400	2	3,400
Grade 8. Administrative assistant (group superintendent).....	5	3,200	5	3,200	5	3,200
Secretary.....	1	2,400	1	2,400	1	2,900
Administrative assistant (chief of section).....	1	3,000	1	3,000	1	3,000
Administrative assistant.....	1	3,400	1	3,400		
Grade 7. Junior administrative assistant (assistant chief of section).....	1	2,700	1	2,700	1	2,700
Junior administrative assistant (chief of section).....	1	2,700	1	2,700	1	2,700
Junior administrative assistant (assistant superintendent).....	1	2,700	1	2,700	1	2,700
Junior administrative assistant.....	1	3,100	1	3,100		
Grade 6. Chief stenographer.....	1	2,700	1	2,700	1	2,700
Assistant secretary.....					1	2,300
Principal clerk.....	3	2,300	3	2,300	4	2,375
Grade 5. Principal clerk (chief of section).....	1	2,400	1	2,400	1	2,400
Principal clerk.....	6	2,067	6	2,067	7	2,143
Senior clerk.....	3	2,000	3	2,000		
Grade 4. Clerk.....	12	1,875	12	1,875	10	1,884
Assistant secretary.....	1	1,800	1	1,800		
Principal stenographer.....	1	1,800	1	1,800	1	1,800
Grade 3. Assistant clerk.....	38	1,690	38	1,690	37	1,695
Clerk stenographer.....	5	1,644	5	1,644	7	1,646
Grade 2. Junior clerk.....	8	1,462	8	1,462	8	1,467
Junior stenographer.....	2	1,440	2	1,440	3	1,440
Grade 1. Under clerk.....	3	1,440	3	1,440	2	1,380
Custodial service:						
Grade 10. Chief mechanical superintend- ent.....	6	2,716	5	2,740	4	2,725
Fire marshal.....	1	2,600	1	2,600	1	2,600
Grade 9. Inspector of the guard.....	1	2,500	1	2,500	1	2,500
Assistant mechanical superin- tendent.....	10	2,420	8	2,450	6	2,483
Grade 8. Principal mechanic.....	38	2,156	35	2,170	24	2,175
Grade 7. General foreman of laborers.....	1	2,040	1	2,040	1	2,040
Chief guard.....	8	1,987	7	2,006	6	2,040
Senior mechanic.....	88	1,951	77	1,964	66	1,934
Grade 6. General foreman of laborers.....	15	1,780	13	1,795	14	1,799
Grade 6. Mechanic.....	202	1,727	170	1,736	152	1,736
Head guard.....	10	1,698	10	1,698	10	1,698
Grade 5. Foreman of laborers.....	8	1,545	7	1,551	5	1,572
Foreman of elevator conductors.....	1	1,740	1	1,740		
Junior mechanic.....	11	1,511	2	1,560	2	1,560
Principal guard.....	13	1,528	13	1,528	8	1,515
Grade 4. Under mechanic.....	111	1,397	111	1,412	93	1,405
Senior guard.....	34	1,357	29	1,363	29	1,357
Assistant foreman of laborers.....	26	1,345	22	1,350	21	1,351
Grade 3. Messenger.....	6	1,350	6	1,350	8	1,335
Minor mechanic.....	46	1,290	45	1,290	47	1,265
Senior laborer.....	55	1,255	53	1,257	40	1,245
Guard.....	473	1,223	431	1,226	395	1,221
Grade 2. Subordinate mechanic.....	235	1,119	194	1,127	153	1,113
Junior laborer.....	1,149	1,096	1,059	1,099	1,080	1,088
Junior laborer (50 cents per hour).....	76	799	76	748		
Grade 1. Junior messenger.....	1	600	1	600		
Mt. Vernon Highway Police:						
Sergeant.....					0.1	2,750
Private.....	3	2,400	3	2,400	3	2,400
Private.....	1	2,300	1	2,300	1	2,300
Total permanent, departmental.....	2,762.1		2,513.3		2,293.1	
	3,585,987		3,264,251		2,963,533	

Salaries and General Expenses, Public Buildings and Grounds in the District of Columbia—Continued.

By objects	Obligations		
	Estimate, 1935	Estimate, 1934	Actual, 1933
PERSONAL SERVICES, DEPARTMENTAL—CON.			
Additional compensation for police motor- cycle detail.....	\$240	\$240	\$240
Grand total.....	3,586,227	3,264,491	2,963,773
Deduct lapses and administrative fur- loughs.....	39,083	42,861	234,217
Net permanent, departmental.....	3,547,144	3,221,630	2,729,556
Temporary employees, departmental.....	119,577	200,715	134,680
All personal services, departmental.....	3,666,721	3,422,345	2,864,236
Deduct legislative reductions.....	366,672	514,081	283,843
Total salaries and wages.....	3,300,049	2,908,264	2,580,393
Deduct reimbursements for work done for other departments.....	-186,049	-133,544	-41,117
1933 appropriation obligated in 1934.....		-54,510	
1932 appropriation obligated in 1933.....			-12,598
Estimated savings and unobligated bal- ances.....		+51,574	+322,677
01 Personal services (net).....	3,114,000	2,771,784	2,849,355
OTHER OBLIGATIONS			
02 Supplies and materials.....	474,270	369,210	308,942
05 Communication service.....	6,150	6,150	6,151
06 Travel expenses.....	270	279	270
07 Transportation of things (service).....	10	115	14
08 Printing, photographing, etc. (service).....	300	2,400	2,662
10 Furnishing of heat, light, water, and power (service).....	380,000	298,830	242,089
11 Rents.....	2,000	496,210	611,522
12 Repairs and alterations.....	25,000	62,048	36,846
13 Special and miscellaneous (current ex- penses).....	2,000	5,891	3,281
30 Equipment.....	70,000	31,304	28,206
32 Structures and parts and nonstructural improvements.....		20,000	29,869
Total other obligations.....	960,000	1,292,437	1,269,852
Deduct reimbursements for work done for other departments.....	-20,000	-20,000	-38,621
Received by transfer from Treasury Depart- ment.....		-2,000	-12,000
Estimated savings and unobligated balances.....		+400	+88,662
Net total other obligations.....	940,000	1,270,837	1,307,893
Total estimate or appropriation.....	4,054,000	4,042,621	4,157,248

¹ Includes \$80,000 of the amount appropriated for the Public Buildings Commission, of which the sum of \$70,111 was transferred to the Department of the Interior, effective Aug. 10, 1933.

Includes \$234,978 of the amount appropriated for the Veterans' Administration, of which the sum of \$176,234 was transferred to the Department of the Interior for operating buildings in the District of Columbia which were transferred, effective, Aug. 10, 1933.

Includes \$405,143 of the amount appropriated to the Department of Agriculture, of which the sum of \$367,359 was transferred to the Department of the Interior for operating buildings in the District of Columbia which were transferred, effective, Aug. 10, 1933.

² Includes \$100,000 appropriated to and expended by the Public Buildings Commission.

³ Exclusive of Veterans' Administration and Department of Agriculture expenditures.

National Industrial Recovery, Interior, National Parks, Repairs to White House—

By objects	Obligations		
	Estimate, 1935	Estimate, 1934	Actual, 1933
01 Personal services (net).....		\$4,817	
OTHER OBLIGATIONS			
02 Supplies and materials.....		1,145	
12 Repairs and alterations (service).....		38	
Total other obligations.....		1,183	
Grand total obligations.....		6,000	
Received by transfer from Federal Emer- gency Administration of Public Works.....		-6,000	
Total estimate or appropriation.....			

Salaries and Expenses, Public Buildings Outside the District of Columbia—

For administration, protection, and maintenance, including improvement, repair, cleaning, heating, lighting, rental of buildings and equipment, supplies, materials, personal services at rates of compensation not in excess of the rates current in the place where such services are employed, and every expenditure requisite for and incidental to

such maintenance and operation of public buildings outside the District of Columbia under the jurisdiction of the Office of National Parks, Buildings, and Reservations, \$78,590 (act Mar. 3, 1933, 47 Stat., pp. 1504-1506) (submitted).

Estimate 1935, \$78,590

By objects	Obligations					
	Estimate, 1935		Estimate, 1934		Actual, 1933	
PERSONAL SERVICES, FIELD	Posi- tions	Av. salary	Posi- tions	Av. salary	Posi- tions	Av. salary
Custodial service:						
Grade 8. Principal mechanic.....	1	\$2,100	1	\$2,100	1	\$2,100
Grade 7. Senior mechanic.....	2	2,040	2	2,040	2	2,040
Grade 6. Mechanic.....	2	1,740	2	1,740	2	1,740
Grade 5. Junior mechanic.....	1	1,560	1	1,560	1	1,560
Grade 4. Under mechanic.....	3.5	1,414	4.5	1,408	4.5	1,408
Assistant foreman of laborers.....	1	1,380	1	1,380	1	1,380
Grade 3. Minor mechanic.....	1	1,320	1	1,320	1	1,320
Guard.....	4	1,335	4	1,335	4	1,335
Grade 2. Subordinate mechanic.....	2	1,320	3	1,340	3	1,340
Laborer.....	24	1,205	30	1,214	30	1,214
Charwoman, 50 cents per hour.....	5	785	7	785	7	785
Total permanent, field.....	46.5	59,560	56.5	71,534	56.5	71,534
Deduct legislative reductions.....		5,960		10,730		7,153
01 Personal services (net).....		53,600		60,804		64,381
OTHER OBLIGATIONS						
02 Supplies and materials.....		18,011		23,058		23,058
10 Furnishing heat, light, and power.....		4,675		5,070		5,070
12 Repairs and alterations.....		2,304		2,754		2,754
30 Equipment.....				560		560
32 Structures and parts.....						
Total other obligations.....		24,990		31,442		31,442
Grand total obligations.....		78,590		92,246		95,823
Received by transfer from:						
Treasury Department.....				192,246		195,823
Total estimate or appropriation.....		78,590				

¹ Appropriated for the Treasury Department, of which amount the sum of \$76,693 was transferred to the Department of the Interior for operating buildings which were transferred, effective Aug. 10, 1933.

² Appropriated to and expended by the Treasury Department.

Total under Office of National Parks, Buildings, and Reservations, annual appropriations, general fund:

Estimate 1935, \$6,373,640 Appropriated 1934, \$8,944,976

* Includes \$3,322,500 appropriated for Public Buildings and Public Parks of the National Capital, \$80,000 for the Public Buildings Commission, and \$198,000 for Arlington Memorial Bridge.

Contributed funds:

[National Park Service, Donations—]

Office of National Parks, Buildings, and Reservations—

Hereafter the Secretary of the Interior in the administration of the National Park Service is authorized, in his discretion, to accept patented lands, rights of way over patented lands or other lands, buildings, or other property within the various national parks and national monuments, and moneys which may be donated for the purposes of the national park and monument system (U.S.C., title 16, sec. 6).

Estimate 1935, \$250,000 Appropriated 1934, \$250,000

By objects	Obligations		
	Estimate, 1935	Estimate, 1934	Actual, 1933
13 Current and miscellaneous current expenses.....	\$225,000	\$210,000	\$233,776
Transferred to Department of Agriculture.....	+25,000	+40,000	+20,500
Total estimate or appropriation.....	250,000	250,000	254,276

Preservation, Birthplace of Abraham Lincoln—

Interest from an endowment fund, title to which was transferred to the United States by the Lincoln Farm Association on April 11, 1916, in connection with deed of gift conveying the homestead of Abraham Lincoln and the log cabin in which he was born. This fund has been converted into Government bonds amounting to \$46,000, the income from which is available for expenses incident

to the preservation of the birthplace of Lincoln (U.S.C., title 16, sec. 211).

Estimate 1935, \$2,040

Appropriated 1934, \$2,040

NOTE.—This appropriation transferred from the War Department on August 10, 1933, under the provisions of the act of March 3, 1933 (47 Stat. 1517) and Executive Order No. 6228 dated July 28, 1933.

By objects	Obligations		
	Estimate, 1935	Estimate, 1934	Actual, 1933
PERSONAL SERVICES, FIELD			
01 Temporary employees, field (non-resident commissioner).....	\$100		
OTHER OBLIGATIONS			
02 Supplies and materials.....	320		
12 Repairs and alterations.....	1,620		
Total other obligations.....	1,940		
Total estimate.....	2,040		

Total under Office of National Parks, Buildings, and Reservations, general, special, trust, and contributed funds:

Estimate 1935, \$6,625,680

Appropriated 1934, \$9,197,016

OFFICE OF EDUCATION

Salaries, Office of Education—

For the Commissioner of Education and other personal services in the District of Columbia, \$250,000 \$220,500 (U.S.C., title 20, sec. 1; act Feb. 17, 1933, 47 Stat., p. 853).

Estimate 1935, \$220,500

Appropriated 1934, \$250,000

By objects	Obligations					
	Estimate, 1935		Estimate, 1934		Actual, 1933	
PERSONAL SERVICES, DEPARTMENTAL	Posi- tions	Av. salary	Posi- tions	Av. salary	Posi- tions	Av. salary
Professional service:						
Grade 8. Chief educationist (chief of office).....	1	\$8,000	1	\$9,000	1	\$9,000
Grade 7. Head educationist (chief of division).....	1	7,500	1	7,500	1	7,500
Head educationist (assistant chief of office).....	1	6,500	1	6,500	1	6,500
Grade 6. Principal educationist (chief of division).....	3	5,800	3	5,800	3	5,800
Principal educationist (expert consultant).....	2	5,600	2	5,600	2	5,600
Grade 5. Senior educationist (chief of division).....	3	4,600	3	4,600	3	4,600
Senior educationist.....	9	4,644	10	4,640	12	4,617
Grade 4. Educationist (chief of division).....	1	3,800	1	3,800	1	3,800
Educationist.....	5	3,800	5	3,800	5	3,800
Grade 3. Associate educationist.....	3	3,200	5	3,200	6	3,200
Grade 2. Assistant librarian.....	3	2,733	3	2,733	3	2,733
Assistant educationist.....	3	2,600	4	2,600	5	2,620
Grade 1. Junior educationist.....			1	2,200	1	2,200
Junior librarian.....	2	2,050	2	2,050	2	2,050
Subprofessional service:						
Grade 8. Chief educational assistant.....	1	2,600	1	2,600	1	2,600
Grade 6. Senior scientific illustrator.....					1	2,000
Grade 5. Main library assistant.....	2	1,830	2	1,830	2	1,830
Grade 3. Junior library assistant.....	1	1,560	1	1,560	2	1,500
Clerical, administrative, and fiscal service:						
Grade 12. Head administrative officer (chief clerk).....			1	5,000	1	5,000
Grade 11. Administrative officer (chief clerk).....	1	3,800				
Grade 10. Junior administrative officer (editor).....	1	3,800	1	3,800	1	3,800
Grade 6. Principal clerk (secretary to Commissioner).....	1	2,400	1	2,400	1	2,400
Grade 5. Senior clerk.....	3	2,167	3	2,167	3	2,167
Grade 4. Clerk.....	4	1,965	5	1,932	5	1,932
Clerk-stenographer.....	5	2,004	5	2,004	6	2,000
Office draftsman.....	1	1,980	1	1,980		
Grade 3. Assistant clerk.....	7	1,749	7	1,749	7	1,749
Assistant clerk-stenographer.....	11	1,756	14	1,749	15	1,744
Grade 2. Junior clerk-stenographer.....	3	1,560	3	1,560	3	1,560
Senior typist.....	1	1,680	1	1,680	1	1,680
Grade 1. Under clerk.....	1	1,560	1	1,560		1,560
Custodial service:						
Grade 4. Head messenger.....	1	1,440	1	1,440	1	1,440
Grade 3. Messenger.....	2	1,230	2	1,230	3	1,300
Total permanent, departmental.....	83	246,260	92	271,220	100	292,680
Deduct lapses and administrative furloughs.....		1,260		24,161		10,283
Net permanent, departmental.....		245,000		247,059		282,397

Salaries, Office of Education—Continued.

By objects	Obligations		
	Estimate, 1935	Estimate, 1934	Actual, 1933
PERSONAL SERVICES, DEPARTMENTAL—CON.			
Deduct legislative reductions.....	\$24,500	\$37,059	\$29,653
01 Personal services (net).....	220,500	210,000	252,714
Received by transfer from "Roads and trails, national parks".....			-30,000
Received by transfer from "General expenses, Office of Education".....			-2,400
Net total obligations.....	220,500	210,000	220,314
Estimated savings and unobligated balance.....		40,000	29,686
Total estimate or appropriation.....	220,500	250,000	250,000

General Expenses, Office of Education—

For necessary traveling expenses of the commissioner and employees acting under his direction, including attendance at meetings of educational associations, societies, and other organizations; for compensation, not to exceed \$500, of employees in field service; for purchase, distribution, and exchange of educational documents, motion-picture films, and lantern slides; collection, exchange, and cataloging of educational apparatus and appliances, articles of school furniture and models of school buildings illustrative of foreign and domestic systems and methods of education, and repairing the same; and other expenses not herein provided for, **[\$20,000]** \$12,500 (acts July 12, 1870, 16 Stat., p. 242, sec. 1; Mar. 3, 1881, 21 Stat., p. 409, sec. 1; Mar. 4, 1913, 37 Stat., p. 775, sec. 1; Feb. 17, 1933, 47 Stat., p. 853).

Estimate 1935, **\$12,500**Appropriated 1934, **\$20,000**

By objects	Obligations		
	Estimate, 1935	Estimate, 1934	Actual, 1933
PERSONAL SERVICES, FIELD			
01 Salaries and wages, temporary employees, field.....	\$50	\$50	\$32
OTHER OBLIGATIONS			
02 Supplies and materials.....	300	300	32
06 Travel expenses.....	10,000	10,000	11,612
07 Transportation of things.....	100	100	133
13 Special and miscellaneous current expenses.....	50	50	15
30 Equipment.....	2,000	2,000	1,857
Total other obligations.....	12,450	12,450	13,649
Grand total obligations.....	12,500	12,500	13,681
Transferred to "Salaries, Office of Education".....			+2,400
Net total obligations.....	12,500	12,500	16,081
Estimated savings and unobligated balances.....		7,500	3,919
Total estimate or appropriation.....	12,500	20,000	20,000

Investigation of Teacher Training, Office of Education—

【The unexpended balance of the appropriation for the investigation of teacher training, contained in the Interior Department Appropriation Act for the fiscal year 1933, shall remain available for the fiscal year 1934 for the purpose of editing and printing the reports prepared under the provisions of those appropriations, including the payment of salaries in the District of Columbia and elsewhere】 (acts May 14, 1930, 46 Stat., p. 320; Feb. 17, 1933, 47 Stat., p. 853).

By objects	Obligations			
	Estimate, 1935		Estimate, 1934	
PERSONAL SERVICES, DEPARTMENTAL	Posi- tions	Av. salary	Posi- tions	Av. salary
Professional service:				
Grade 5. Senior educationist (assistant to director).....	1	\$4,800		
Clerical, administrative, and fiscal service:				
Grade 3. Assistant clerk-stenographer.....	2	1,710		
Grade 2. Junior clerk-stenographer.....	1	1,500		
Senior typist.....	4	1,440		
Total permanent, departmental.....	8	15,480		

Investigation of Teacher Training, Office of Education—Continued.

By objects	Obligations			
	Estimate, 1935		Estimate, 1934	
PERSONAL SERVICES, FIELD—continued	Posi- tions	Av. salary	Posi- tions	Av. salary
Deduct lapses and administrative furloughs.....				\$1,143
Net permanent, departmental.....				14,337
Temporary employees, departmental.....				989
All personal services, departmental.....				15,326
PERSONAL SERVICES, FIELD				
Professional service:				
Grade 7. Educational expert and consultant (associate director).....	0.5	7,500		
Grade 6. Principal educationist.....	1.4	6,000		
Grade 5. Senior educationist.....	2.1	4,933		
Grade 2. Editorial assistant.....	0.1	2,900		
Research assistant.....	0.5	2,600		
Grade 1. Research assistant.....	2.0	2,075		
Junior specialist.....	0.1	2,500		
Clerical, administrative, and fiscal service:				
Grade 3. Assistant clerk-stenographer.....	0.2	1,860		
Grade 1. Under clerk.....	0.3	1,380		
Total permanent, field.....	0.3	700	7.4	29,657
Deduct lapses and administrative furloughs.....				3,720
Net permanent, field.....			700	25,937
Temporary employees, field.....				427
All personal services, field.....			700	26,364
Total, departmental and field.....			700	41,690
Deduct legislative reductions.....			105	4,537
01 Personal services (net).....			595	37,153
OTHER OBLIGATIONS				
02 Supplies and materials.....				130
05 Communication service.....				35
06 Travel expenses.....				4,159
07 Transportation of things.....				113
08 Printing and binding.....			16,405	1,603
11 Rental of machines.....				23
Total other obligations.....			16,405	6,063
Grand total obligations.....			17,000	43,216
Deduct the 1931 and 1932 balances obligated in 1933 and 1933 balance obligated in 1934.....			-18,202	-15,955
Net total obligations.....			-1,202	27,261
Estimated savings and unobligated balances.....			1,202	22,739
Total appropriation.....				50,000

Total under Office of Education, annual appropriations, general fund:

Estimate 1935, **\$233,000**Appropriated 1934, **\$270,000**

Permanent specific appropriation:

Colleges for Agriculture and the Mechanic Arts—

Permanent specific appropriation to pay each State and Territory for the more complete endowment and maintenance of colleges for the benefit of agriculture and the mechanic arts now established, or which may be hereafter established, in accordance with an act of Congress approved July 2, 1862.

That there shall be, and hereby is, annually appropriated, out of any money in the Treasury not otherwise appropriated, to be paid as hereinafter provided, to each State and Territory for the more complete endowment and maintenance of agricultural colleges now established, or which may hereafter be established, in accordance with the act of Congress approved July 2, 1862 (U.S.C., title 7, secs. 301-308), and the act of Congress approved August 30, 1890 (U.S.C., title 7, secs. 321-328), the sum of \$5,000 in addition to the sums named in the said act, for the fiscal year ending June 30, 1908, and an annual increase of the amount of such appropriation thereafter for 4 years by an additional sum of \$5,000 over the preceding year, and the annual sum to be paid thereafter to each State and Territory shall be \$50,000, to be applied only for the purposes of the agricultural colleges, as defined and limited in the act of Congress approved July 2, 1862, and the act of Congress approved August 30, 1890.

That the sum hereby appropriated to the States and Territories for the further endowment and support of the colleges shall be paid by, to, and in the manner prescribed by the act of Congress approved August 30, 1890, entitled "An act to apply a portion of the

proceeds of the public lands to the more complete endowment and support of the colleges for the benefit of agriculture and the mechanic arts established under the provisions of the act of Congress approved July 2, 1862," and the expenditure of the said money shall be governed in all respects by the provisions of the said act of Congress approved July 2, 1862, and the said act of Congress approved August 30, 1890: *Provided*, That said colleges may use a portion of this money for providing courses for the special preparation of instructors for teaching the elements of agriculture and the mechanic arts (*U.S.C., title 7, secs. 301-308, 321-328*).

Estimate 1935, **\$1,912,500** Appropriated 1934, **\$2,550,000**

By objects	Obligations		
	Estimate, 1935	Estimate, 1934	Actual, 1933
2201 Grants for educational and scientific purposes.....	\$1,912,500	\$1,912,500	\$2,550,000
Estimated savings and unobligated balances.....		637,500	
Total estimate or appropriation.....	1,912,500	2,550,000	2,550,000

Total under Office of Education, general fund:

Estimate 1935, **\$2,145,500** Appropriated 1934, **\$2,820,000**

FEDERAL BOARD FOR VOCATIONAL EDUCATION

Permanent appropriations:

Cooperative Vocational Education in Agriculture (U.S.C., title 20, sec. 12).

Estimate 1935, **\$2,270,250** Appropriated 1934, **\$2,520,000**

Cooperative Vocational Education in Trades and Industries (U.S.C., title 20, sec. 13).

Estimate 1935, **\$2,287,500** Appropriated 1934, **\$2,510,000**

Cooperative Vocational Education, Teachers, etc. (U.S.C., title 20, sec. 14).

Estimate 1935, **\$817,500** Appropriated 1934, **\$910,000**

Salaries and Expenses, Federal Board for Vocational Education (U.S.C., title 20, sec. 15).

Estimate 1935, **\$137,560** Appropriated 1934, **\$175,000**

That there is hereby annually appropriated, out of any money in the Treasury not otherwise appropriated, the sums provided in sections 2, 3, and 4 of this Act, to be paid to the respective States for the purpose of cooperating with the States in paying the salaries of teachers, supervisors, and directors of agricultural subjects, and teachers of trade, home economics, and industrial subjects; and in the preparation of teachers of agricultural, trade, industrial and home economics subjects; and the sum provided for in section 7 for the use of the Federal Board for Vocational Education for the administration of this Act and for the purpose of making studies, investigations, and reports to aid in the organization and conduct of vocational education, which sums shall be expended as herein-after provided (*U.S.C., title 20, secs. 12-15*).

Total, Federal Board for Vocational Education, permanent appropriations, general fund:

Estimate 1935, **\$5,512,810** Appropriated 1934, **\$6,115,000**

By objects	Obligations		
	Estimate, 1935	Estimate, 1934	Actual, 1933
<i>Cooperative appropriations</i>			
2201 Grants for educational purposes:			
Cooperative vocational education in agriculture.....	\$2,270,250	\$2,465,000	\$2,641,325
Cooperative vocational education in trades and industries.....	2,287,500	2,410,000	2,621,502
Cooperative vocational education in teacher training.....	817,500	870,000	923,343
Total obligations.....	5,375,250	5,745,000	6,186,170

Federal Board for Vocational Education—Continued.

By objects	Obligations					
	Estimate, 1935		Estimate, 1934		Actual, 1933	
<i>Cooperative appropriations—Continued</i>						
Estimated savings and unobligated balance.....			\$195,000		\$264,130	
Total estimate or appropriation.....	\$5,375,250		5,940,000		6,450,300	
<i>Salaries and expenses</i>						
PERSONAL SERVICES, DEPARTMENTAL	Posi- tions	Av. salary	Posi- tions	Av. salary	Posi- tions	Av. salary
Professional service:						
Grade 8. Chief educationist.....	1	9,000	4	\$8,250	4	\$8,250
Grade 6. Principal educationist.....	5	5,960	5	5,960	5	5,960
Grade 5. Senior educationist.....	13	4,907	13	4,923	12	4,917
Grade 4. Educationist.....			2	4,000	2	4,000
Subprofessional service:						
Grade 5. Library assistant.....			1	2,040	1	2,040
Clerical, administrative, and fiscal service:						
Grade 9. Senior administrative assistant.....			1	3,400	1	3,400
Grade 6. Principal clerk.....	2	2,500	1	2,500	1	2,500
Grade 5. Senior clerk.....			2	2,000	2	2,250
Grade 4. Principal stenographer.....	4	1,905	6	1,940	6	1,980
Grade 3. Senior stenographer.....	6	1,740	5	1,740	5	1,740
Assistant office draftsman.....	1	1,800	1	1,800	1	1,800
Grade 2. Junior operator.....			1	1,680	1	1,680
Senior typist.....	1	1,740				
Custodial service:						
Grade 3. Senior laborer.....			2	1,380	2	1,380
Messenger.....			1	1,260	1	1,260
Total permanent, departmental.....	33	129,200	45	174,580	44	170,320
Deduct lapses and administrative furloughs.....		4,830		20,830		1,803
		124,370		153,750		168,517
Deduct legislative reductions.....		12,440		23,062		17,597
01 Personal services (net).....		111,930		130,688		150,920
OTHER OBLIGATIONS						
02 Supplies and materials.....		875		1,084		631
05 Communication service.....		650		1,120		426
06 Travel expense.....		19,670		24,700		23,072
07 Transportation of things (service).....		45		40		26
08 Printing, lithographing, and photographic prints.....		4,000		3,400		2,661
12 Repairs and alterations.....		150		150		83
13 Special and miscellaneous current expenses.....		10		10		14
30 Equipment.....		230		515		218
Total other obligations.....		25,630		31,019		27,131
Grand total obligations.....		137,560		161,707		178,051
Estimated savings and unobligated balances.....				13,293		21,949
Total estimate or appropriation.....		137,560		175,000		200,000

Annual appropriations:

PROMOTION OF VOCATIONAL EDUCATION IN HAWAII

Cooperative Vocational Education in Agriculture—

Estimate 1935, **\$7,500** Appropriated 1934, **\$8,500**

Cooperative Vocational Education in Trades and Industries—

Estimate 1935, **\$7,500** Appropriated 1934, **\$8,500**

Cooperative Vocational Education, Teachers, etc.—

Estimate 1935, **\$7,500** Appropriated 1934, **\$8,700**

For extending to the Territory of Hawaii the benefits of the Act entitled "An Act to provide for the promotion of vocational education; to provide for cooperation with the States in the promotion of such education in agriculture and the trades and industries; to provide for cooperation with the States in the preparation of teachers of vocational subjects; and to appropriate money and regulate its expenditure", approved February 23, 1917 (*U.S.C., title 20, secs. 11-18*), in accordance with the provisions of the Act entitled "An Act to extend the provisions of certain laws to the Territory of Hawaii", approved March 10, 1924 (*U.S.C., title 20, sec. 29*), **[\$25,700]** \$22,500 (*U.S.C., title 20, secs. 11-18, 29; act June 16, 1933, 48 Stat., p. 288*).

Total, promotion of vocational education in Hawaii, annual appropriations, general fund:

Estimate 1935, **\$22,500** Appropriated 1934, **\$25,700**

Salaries and Expenses, Federal Board for Vocational Education—
Continued.

By objects	Obligations		
	Estimate, 1935	Estimate, 1934	Actual, 1933
OTHER OBLIGATIONS			
02 Supplies and materials		\$876	\$601
05 Communication service		565	942
06 Travel expenses		10, 620	11, 957
07 Transportation of things (service)		5	5
08 Printing, lithographing, and photographic prints		4, 900	2, 829
12 Repairs and alterations		75	50
13 Special and miscellaneous current expenses		10	2
30 Equipment		212	328
Total other obligations		17, 263	16, 714
Grand total obligations		65, 178	72, 475
Estimated savings and unobligated balances		2, 822	12, 525
Total estimate or appropriation		68, 000	85, 000

Cooperative Vocational Education in Home Economics—

Cooperative Vocational Rehabilitation of Persons Disabled in Industry—

Cooperative Vocational Rehabilitation of Persons Disabled in Industry—Rehabilitation: For carrying out the provisions of the Act entitled "An Act to provide for the promotion of vocational rehabilitation of persons disabled in industry or otherwise and their return to civil employment" approved June 2, 1920 (U.S.C., title 29, sec. 35), as amended by the Act of June 5, 1924 (U.S.C., title 29, sec. 31), and the Acts of June 9, 1930, and June 30, 1932 (U.S.C., Supp. VI, title 29, secs. 31-40), **[\$969,000]** **\$822,750:** *Provided*, That the minimum allotment to any State hereunder for the fiscal year **[1934]** 1935 shall be **[\$8,840]** **\$7,500** (U.S.C., title 29, secs. 31-35; U.S.C., Supp. VI, title 29, secs. 31-40; acts June 30, 1932, 47 Stat., p. 458; June 16, 1933, 48 Stat., pp. 288-289).

Estimate 1935. \$822.750	Appropriated 1934. \$969.000
---------------------------------	-------------------------------------

By objects	Obligations		
	Estimate, 1935	Estimate, 1934	Actual, 1933
2204 Grants for vocational rehabilitation of persons disabled in industry	\$822, 750	\$893, 974	\$993, 220
Estimated savings and unobligated balances		75, 026	103, 780
Total estimate or appropriation	822, 750	969, 000	1, 097, 000

Salaries and Expenses, Vocational Rehabilitation of Persons Disabled in Industry—

Salaries and expenses: For making studies, investigations, and reports regarding the vocational rehabilitation of disabled persons and their placements in suitable or gainful occupations, and for the administrative expenses of said Board incident to performing the duties imposed by the Act of June 2, 1920 (U.S.C., title 29, sec. 35), as amended by the Act of June 5, 1924 (U.S.C., title 29, sec. 31), and the Acts of June 9, 1930, and June 30, 1932 (U.S.C., Supp. VI, title 29, secs. 31, 40), including salaries of such assistants, experts, clerks, and other employees, in the District of Columbia or elsewhere, as the Board may deem necessary, actual traveling and other necessary expenses incurred by the members of the Board and by its employees, under its orders; including attendance at meetings of educational associations and other organizations, rent and equipment of offices in the District of Columbia, and elsewhere, purchase of books of reference, law books, and periodicals, newspapers not to exceed \$50, stationery, typewriters and exchange thereof, miscellaneous supplies, postage on foreign mail, printing and binding, and all other necessary expenses, ~~["\$55,000"]~~ *\$55,060*, of which amount not to exceed ~~["\$47,000"]~~ *\$45,000* may be expended for personal services in the District of Columbia (U.S.C., title 29, secs. 31, 35; U.S.C., Supp. VI, title 29, secs. 31-40; acts June 30, 1932, 47 Stat., p. 458; June 16, 1933, 48 Stat., p. 289).

Estimate 1935, \$55,060	Appropriated 1934, \$55,000
--------------------------------	------------------------------------

By objects	Obligations					
	Estimate, 1935		Estimate, 1934		Actual, 1933	
PERSONAL SERVICES, DEPARTMENTAL	Posi- tions	Av. salary	Posi- tions	Av. salary	Posi- tions	Av. salary
Professional service:						
Grade 6. Principal educationist.....			1	\$5,600	1	\$5,600
Grade 5. Senior educationist.....			4	4,700	5	4,760
Grade 4. Educationist.....			5	3,960	5	3,980
Clerical, administrative, and fiscal service:						
Grade 6. Principal clerk.....			1	2,500	1	2,500
Grade 4. Principal stenographer.....			1	1,800	1	2,040
Grade 3. Senior stenographer.....			3	1,680	4	1,665
Grade 2. Senior typist.....			2	1,590	2	1,590
Total permanent, departmental.....			17	56,720	19	63,580
Deduct lapses and administrative furloughs.....				350		1,252
				56,370		62,328
Deduct legislative reductions.....				8,455		6,567
01 Personal services (net).....				47,915		55,761

Salaries and Expenses, Vocational Rehabilitation of Persons Disabled in Industry—Continued.

By objects	Obligations					
	Estimate, 1935		Estimate, 1934		Actual, 1933	
	Posi- tions	Av. salary	Posi- tions	Av. salary	Posi- tions	Av. salary
PERSONAL SERVICES, DEPARTMENTAL						
Professional service:						
Grade 6. Principal educationist.....	1	\$6,200	1	\$6,200	1	\$6,200
Grade 5. Senior educationist.....	5	4,880	5	4,880	5	4,880
Clerical, administrative, and fiscal service:						
Grade 6. Principal clerk-stenographer.....	1	2,700	1	2,700	1	2,700
Grade 5. Senior clerk.....	2	2,150	2	2,200	2	2,200
Grade 4. Principal stenographer.....	1	2,040	1	2,040	1	2,040
Grade 3. Senior stenographer.....	4	1,680	4	1,710	4	1,710
Assistant clerk.....	1		1	1,620	1	1,800
Grade 2. Junior operator.....	1	1,680				
Grade 1. Underoperator office devices.....			1	1,260	1	1,260
Custodial service:						
Grade 5. Junior mechanic.....			1	1,620	1	1,620
Grade 3. Senior laborer.....	1	1,380				
Total permanent, departmental.....	16	49,420	17	51,080	17	51,260
Deduct lapses and administrative furloughs.....				126		311
		49,420		50,954		50,949
Deduct legislative reductions.....		4,940		7,643		5,474
01 Personal services (net).....		44,480		43,311		45,475
OTHER OBLIGATIONS						
02 Supplies and materials.....		800		631		692
05 Communication service.....		585		410		737
06 Travel expense.....		6,940		8,805		10,353
07 Transportation of things (service).....		40		40		40
08 Printing, lithographing, and photo- graphic prints.....		1,900		1,500		1,077
12 Repairs and alterations.....		50		45		130
13 Special and miscellaneous current ex- penses.....		15		15		22
30 Equipment.....		250		136		397
Total other obligations.....		10,580		11,582		13,448
Grand total obligations.....		55,060		54,893		58,923
Estimated savings and unobligated balances.....				107		6,077
Total estimate or appropriation.....		55,060		55,000		65,000

Cooperative Vocational Rehabilitation, Residents of the District of Columbia—

Cooperative vocational rehabilitation of disabled residents of the District of Columbia: For personal services, printing and binding, travel and subsistence, and payment of expenses of training, placement, and other phases of rehabilitating disabled residents of the District of Columbia under the provisions of the Act entitled "An Act to provide for the vocational rehabilitation of disabled residents of the District of Columbia", approved February 23, 1929 (U.S.C., Supp. VI, title 29, secs. 47-47e), **[\$11,000]** \$10,740 (U.S.C., Supp. VI, title 29, secs. 47-47e; act June 16, 1933, 48 Stat., p. 289).

Estimate 1935, **\$10,740**

Appropriated 1934, **\$11,000**

By objects	Obligations					
	Estimate, 1935		Estimate, 1934		Actual, 1933	
	Posi- tions	Av. salary	Posi- tions	Av. salary	Posi- tions	Av. salary
PERSONAL SERVICES, DEPARTMENTAL						
Professional service:						
Grade 5. Senior educationist.....	1	\$4,600	1	\$4,600	1	\$4,600
Grade 4. Educationist.....	1	4,000	1	4,000	1	4,000
Clerical, administrative, and fiscal service:						
Grade 3. Senior stenographer.....	1	1,680	1	1,680	1	1,680
Total permanent, departmental.....	3	10,280	3	10,280	3	10,280
Deduct lapses and administrative furloughs.....						481
		10,280		10,280		9,799
Deduct legislative reductions.....		1,020		1,542		1,063
01 Personal services (net).....		9,260		8,738		8,736
OTHER OBLIGATIONS						
02 Supplies and materials.....		125		75		107
03 Expenses of training, placement, and other phases of rehabilitation of dis- abled persons.....		11,620		16,712		14,539
06 Travel expense.....		300		300		296
08 Printing, lithographing, and photo- graphic prints.....		100		100		100
09 Advertising.....		25		25		
30 Equipment.....		50		50		4
Total other obligations.....		12,220		17,262		15,046
Grand total obligations.....		21,480		26,000		23,782

Cooperative Vocational Rehabilitation, Residents of the District of Columbia—Continued.

By objects	Obligations		
	Estimate, 1935	Estimate, 1934	Actual, 1933
OTHER OBLIGATIONS—continued			
Received by transfer from District of Co- lumbia.....	—\$10,740	—\$15,000	—\$15,000
Net total obligations.....	10,740	11,000	8,782
Estimated savings and unobligated balances.....			3,218
Total estimate or appropriation.....	10,740	11,000	12,000

PROMOTION OF VOCATIONAL EDUCATION IN PUERTO RICO

Cooperative Vocational Education in Agriculture—

Estimate 1935, **\$22,500**

Appropriated 1934, **\$24,000**

Cooperative Vocational Education in Home Economics—

Estimate 1935, **\$22,500**

Appropriated 1934, **\$24,000**

Cooperative Vocational Education in Trades and Industries—

Estimate 1935, **\$22,500**

Appropriated 1934, **\$24,000**

Cooperative Vocational Education, Teachers, etc.—

Estimate 1935, **\$11,250**

Appropriated 1934, **\$12,000**

For extending to Puerto Rico the benefits of the Act entitled "An Act to provide for the promotion of vocational education; to provide for cooperation with the States in the promotion of such education in agriculture and the trades and industries; to provide for cooperation with the States in the preparation of teachers of vocational subjects; and to appropriate money and regulate its expenditure", approved February 23, 1917 (U.S.C., title 20, secs. 11-18), in accordance with the provisions of the Act entitled "An Act to extend the provisions of certain laws relating to vocational education and civilian rehabilitation to Puerto Rico", approved March 3, 1931 (U.S.C., title 20, secs. 11-18; title 29, secs. 31-35; U.S.C., Supp. VI, title 20, sec. 30), **[\$84,000]** \$78,750 (U.S.C., title 20, secs. 11-18; title 29, secs. 31-35; U.S.C., Supp. VI, title 20, secs. 15a-15c, 30; act June 16, 1933, 48 Stat., p. 288).

Total, promotion of vocational education in Puerto Rico, annual appropriations, general fund:

Estimate 1935, **\$78,750**

Appropriated 1934, **\$84,000**

By objects	Obligations		
	Estimate, 1935	Estimate, 1934	Actual, 1933
2201 Grants for educational purposes, Puerto Rico:			
Cooperative vocational education in agriculture.....	\$22,000	\$24,000	\$13,411
Cooperative vocational education in home economics.....	22,000	18,000	9,429
Cooperative vocational education in trades and industries.....	22,000	10,000	12,698
Cooperative vocational education, teacher training.....	11,000	12,000	8,339
Total obligations.....	77,000	64,000	43,877
Estimated savings and unobligated balances.....	1,750	20,000	31,123
Total estimate or appropriation.....	78,750	84,000	75,000

Appropriations available to the Federal Board for Vocational Education for salaries and expenses shall be available for expenses of attendance at meetings of educational associations and other organizations which in the discretion of the Board are necessary for the efficient discharge of its responsibilities (act June 16, 1933, 48 Stat., p. 289).

Total, Federal Board for Vocational Education, **[\$2,487,700]** \$989,800.

Annual appropriations, general fund:

Estimate 1935, **\$989,800**

Appropriated 1934, **\$2,487,700**

Total under Federal Board for Vocational Education, general fund:

Estimate 1935, **\$6,502,610**

Appropriated 1934, **\$8,602,700**

Summary, Federal Board for Vocational Education—Continued.

By activities or projects	Obligations		
	Estimate, 1935	Estimate, 1934	Actual, 1933
1. Office administration:			
General administration.....	\$33,640	\$64,500	\$71,109
Preparation of publications and printing.....	11,600	16,900	18,500
Agricultural education service.....	39,260	56,300	61,800
Trade and industrial education service.....	39,900	53,500	59,040
Home economics education service.....	28,600	42,200	46,400
Commercial education service.....	8,400	8,400	9,200
Vocational rehabilitation service.....	39,620	39,978	43,400
Total, office administration.....	192,620	281,778	309,449
2. Cooperative vocational education in agriculture.....	2,299,750	3,120,000	3,394,579
3. Cooperative vocational education in trades and industries.....	2,317,000	2,428,500	2,643,200
4. Cooperative vocational education in home economics.....	22,000	645,500	746,011
5. Cooperative vocational education, teachers, etc.....	836,000	890,700	940,682
6. Cooperative vocational rehabilitation of persons disabled in industry.....	822,750	893,974	993,220
7. Cooperative vocational rehabilitation, residents of the District of Columbia.....	21,480	26,000	23,782
Grand total.....	6,511,600	8,286,452	9,050,923
Received by transfer from District of Columbia.....	-10,740	-15,000	-15,000
Net total obligations.....	6,500,860	8,271,452	9,035,923
Estimated savings and unobligated balances.....	1,750	331,248	475,377
Total estimate or appropriation.....	6,502,610	8,602,700	9,511,300

Total under Office of Education (including Federal Board for Vocational Education), annual appropriations, general fund:

Estimate 1935, **\$1,222,800** Appropriated 1934, **\$2,757,700**

Total under Office of Education (including Federal Board for Vocational Education), general fund:

Estimate 1935, **\$8,648,110** Appropriated 1934, **\$11,422,700**

GOVERNMENT IN THE TERRITORIES

TERRITORY OF ALASKA

Salaries of the governor and of the secretary, **[\$14,140] \$14,040** (U.S.C., title 48, secs. 62, 65, 66; act Feb. 17, 1933, 47 Stat., p. 853).

Estimate 1935, **\$14,040** Appropriated 1934, **\$14,140**

By objects	Obligations			
	Estimate, 1935		Estimate, 1934	
	Posi- tions	Av. salary	Posi- tions	Av. salary
PERSONAL SERVICES, FIELD				
Salary range, over \$9,000:				
Governor.....	1	\$10,000	1	\$10,000
Salary range, \$5,600-\$6,400:				
Secretary, Territory of Alaska.....	1	5,600	1	5,600
Net permanent, field.....	2	15,600	2	15,600
Deduct legislative reductions.....		1,560		2,340
01 Personal services (net).....		14,040		13,260
Estimated savings and unobligated balances.....				880
Total estimate or appropriation.....		14,040		14,140

Contingent Expenses, Territory of Alaska—

For incidental and contingent expenses of the offices of the governor and of the secretary of the Territory, clerk hire, not to exceed **[\$7,870] \$7,740**; janitor service for the governor's office and the executive mansion, not to exceed **[\$2,750] \$2,870**; traveling expenses of the governor while absent from the capital on official business and of the secretary of the Territory while traveling on official business under direction of the governor; repair and preservation of governor's house and furniture; for care of grounds and purchase of necessary equipment; stationery, lights, water, and fuel; in all, **[\$16,520] \$14,720**, to be expended under the direction of the governor (U.S.C., title 48, sec. 63; act Feb. 17, 1933, 47 Stat., p. 853).

Estimate 1935, **\$14,720** Appropriated 1934, **\$16,520**

Contingent Expenses, Territory of Alaska—Continued.

By objects	Obligations		
	Estimate, 1935	Estimate, 1934	Actual, 1933
PERSONAL SERVICES, FIELD			
Salary range, \$3,200-\$3,800:			
Secretary to Governor.....	1 \$3,500	1 \$3,500	1 \$3,500
Salary range, \$2,900-\$3,500:			
Disbursing clerk.....	1 3,000	1 3,000	1 3,000
Salary range, \$2,000-\$2,600:			
Clerk to secretary, Territory of Alaska.....	1 2,100	1 2,100	1 2,100
Salary range, \$1,680-\$2,040:			
Janitor.....	1 1,860	1 1,860	1 1,860
Salary range, \$1,080-\$1,380:			
Caretaker.....	1 1,320	1 1,320	1 1,320
Total permanent, field.....	5 11,780	5 11,780	5 11,780
Deduct lapses and administrative furloughs.....			183
Net permanent, field.....	11,780	11,780	11,597
Deduct legislative reductions.....	1,178	1,767	1,176
01 Personal services (net).....	10,602	10,013	10,421
OTHER OBLIGATIONS			
02 Supplies and materials.....	400	400	360
05 Communication service.....	400	400	463
06 Travel expenses.....	1,000	1,000	990
07 Transportation of things (service).....	75	75	33
08 Printing and binding.....	50	50	
09 Advertising and publication of notices.....	25	25	
10 Heat, light, power, water, electricity (service).....	1,200	1,200	1,572
12 Repairs and alterations.....	600	500	1,395
13 Special and miscellaneous current expenses.....	50	50	20
30 Equipment, furniture, and fixtures.....	293	262	443
Total other obligations.....	4,093	3,962	5,276
Grand total obligations.....	14,695	13,975	15,697
Amount transferred to appropriation "Contingent expenses, Department of the Interior".....	25	25	24
Net total obligations.....	14,720	14,000	15,721
Estimated savings and unobligated balances.....		2,520	1,779
Total estimate or appropriation.....	14,720	16,520	17,500

Legislative Expenses, Territory of Alaska—

Legislative expenses: For salaries of members, **\$19,440**; mileage of members, **\$9,500**; salaries of employees, **\$4,680**; printing, indexing, comparing proofs, and binding laws, printing, indexing, and binding journals, stationery, supplies, printing of bills, reports, and so forth, **\$8,700**; in all, **\$42,320** to be expended under the direction of the Governor of Alaska. (U.S.C. title 48, secs. 67-69, 72, 87, 89; act Apr. 22, 1932, 47 Stat., p. 128.)

Estimate 1935, **\$42,320**

By objects	Obligations		
	Estimate, 1935	Estimate, 1934	Actual, 1933
PERSONAL SERVICES, FIELD			
Salaries of members of the Senate and House.....	\$21,600		\$21,600
Salaries of employees of the Senate and House.....	5,200		5,100
Total salaries.....	26,800		26,700
Deduct legislative reductions.....	2,680		3,236
01 Personal services (net).....	24,120		23,464
OTHER OBLIGATIONS			
02 Supplies and materials.....	1,400		1,195
05 Communication service.....	150		106
06 Mileage allowances.....	9,500		9,327
08 Printing and binding, engraving, lithographing.....	6,700		6,032
09 Advertising and publication of notices (service).....	60		
11 Rents (miscellaneous equipment).....	200		125
13 Special and miscellaneous current expenses.....	90		15
30 Equipment (furniture, furnishings, and fixtures).....	100		61
Total other obligations.....	18,200		16,861
Grand total obligations.....	42,320		40,325
Estimated savings and unobligated balances.....			5,675
Total estimate or appropriation.....	42,320		46,000

Reindeer for Alaska—

Reindeer for Alaska: For support of reindeer stations in Alaska and instruction in the care and management of reindeer, including salaries of necessary employees in Alaska, traveling expenses of employees, including expenses of new appointees from Seattle, Washington, to their posts of duty in Alaska, and expense of packing, crating, and transportation (including drayage) of personal effects of employees upon permanent change of station within Alaska, under regulations to be prescribed by the Secretary of the Interior, purchase, erection, and repair of cabins for supervisors, herders, and apprentices, equipment, and all other necessary miscellaneous expenses, **[\$32,400]** \$30,520, to be available immediately (*U.S.C., title 48, secs. 119-123, act Feb. 17, 1933, 47 Stat., p. 853*).

Estimate 1935, **\$30,520**Appropriated 1934, **\$32,400**

By objects	Obligations					
	Estimate, 1935		Estimate, 1934		Actual, 1933	
	Posi- tions	Av. salary	Posi- tions	Av. salary	Posi- tions	Av. salary
PERSONAL SERVICES, FIELD						
Salary range, \$3,800-\$4,600:						
General supervisor.....	1	\$3,800	1	\$3,800	1	\$3,800
Salary range, \$2,600-\$3,200:						
Reindeer supervisors.....	5	2,600	5	2,600	5	2,600
Salary range, \$2,000-\$2,600:						
Clerk-stenographer.....	1	2,000	1	2,000	1	2,000
Salary range, \$1,800-\$2,160:						
Clerk-stenographer.....					1	1,860
Total permanent, field.....	7	18,800	7	18,800	8	23,660
Deduct lapses and administrative furloughs.....						3,220
Net permanent, field.....		18,800		18,800		20,440
Deduct legislative reductions.....		1,880		2,820		2,044
01 Personal services (net).....		16,920		15,980		18,396
OTHER OBLIGATIONS						
02 Supplies and materials.....		4,050		4,010		3,232
05 Communication service.....		350		350		151
06 Travel expenses.....		6,000		6,000		6,675
07 Transportation of things (service).....		800		800		902
08 Printing and binding.....		90		90		
11 Rent.....		1,080		1,080		1,080
12 Repairs and alterations.....		200		200		100
13 Special and miscellaneous current expenses.....		370		370		103
30 Equipment.....		600		700		247
Total other obligations.....		13,540		13,600		12,490
Grand total obligations.....		30,460		29,580		30,886
Transferred to appropriation "Contingent expenses, Department of the Interior".....		60		60		57
Net total obligations.....		30,520		29,640		30,943
Estimated savings and unobligated balances.....				2,760		3,357
Total estimate or appropriation.....		30,520		32,400		34,300

Care and Custody of Insane, Alaska—

Insane of Alaska: For care and custody of persons legally adjudged insane in Alaska, including compensation of medical supervisor detailed from Public Health Service, transportation, burial, and other expenses, **[\$161,600]** \$178,340: *Provided*, That authority is granted to the Secretary of the Interior to pay from this appropriation to the Sanitarium Company, of Portland, Oregon, or to other contracting institution or institutions, not to exceed \$564 per capita per annum for the care and maintenance of Alaskan insane patients during the fiscal year **[1934]** 1935: *Provided further*, That so much of this sum as may be required shall be available for all necessary expenses in ascertaining the residence of inmates and in returning those who are not legal residents of Alaska to their legal residence or to their friends, and the Secretary of the Interior shall, so soon as practicable, return to their places of residence or to their friends all inmates not residents of Alaska at the time they became insane, and the commitment papers for any person hereafter adjudged insane shall include a statement by the committing authority as to the legal residence of such person (*U.S.C., title 48, secs. 46-48; act Feb. 17, 1933, 47 Stat., pp. 853-854*).

Estimate 1935, **\$178,340**Appropriated 1934, **\$161,600**

By objects	Obligations					
	Estimate, 1935		Estimate, 1934		Actual, 1933	
	Posi- tions	Av. salary	Posi- tions	Av. salary	Posi- tions	Av. salary
PERSONAL SERVICES, FIELD						
Medical officer in charge.....	1	\$6,631	1	\$5,549	1	\$5,494.76
Deduct legislative reductions.....		663		585		325.00
01 Personal services (net).....	1	5,968	1	4,964	1	5,169.76

Care and Custody of Insane, Alaska—Continued.

By objects	Obligations		
	Estimate, 1935	Estimate, 1934	Actual, 1933
OTHER OBLIGATIONS			
03 Subsistence and support of persons.....	\$168,847	\$153,111	\$150,524.81
06 Travel expense.....	2,180	2,180	811.50
13 Special and miscellaneous current expenses.....	25	25	
Grants, subsidies, and contributions:			
2230 Gratuities.....	450	450	327.00
2250 Burial expenses.....	870	870	609.00
Total other obligations.....	172,372	156,636	161,272.31
Grand total obligations.....	178,340	161,600	166,442.07
Estimated savings and unobligated balances.....			1,557.93
Total estimate or appropriation.....	178,340	161,600	168,000.00

Suppressing Traffic in Intoxicating Liquors, Alaska—

[Traffic in intoxicating liquors: For suppression of the traffic in intoxicating liquors among the natives of Alaska, to be expended under the direction of the Secretary of the Interior, \$11,370] (*U.S.C., title 48, secs. 261-291; act Feb. 17, 1933, 47 Stat., p. 854*).

Appropriated 1934, **\$11,370**

By objects	Obligations					
	Estimate, 1935		Estimate, 1934		Actual, 1933	
	Posi- tions	Av. salary	Posi- tions	Av. salary	Posi- tions	Av. salary
PERSONAL SERVICES, FIELD						
Salary range, \$2,300-\$2,900:						
Special officer.....					3	\$2,533
Unclassified: Special officer (native).....					1	240
Total permanent, field.....					4	7,840
Deduct legislative reductions.....						769
01 Personal services (net).....						7,071
OTHER OBLIGATIONS						
Total other obligations.....						3,860
Grand total obligations.....						10,931
Estimated savings and unobligated balance.....				\$11,370		1,069
Total estimate or appropriation.....				11,370		12,000

Construction and Maintenance of Roads, Bridges, and Trails, Alaska—

For the **[construction]** repair and maintenance of roads, tramways, ferries, bridges, and trails, Territory of Alaska, to be expended under the provisions of Public Resolution Numbered 218, approved June 30, 1932, **[\$466,300]** \$451,900; for repair and maintenance of Government wharf at Juneau, Alaska, **[\$3,000]**; in all, **\$469,300** \$100; in all, **\$452,000**, to be immediately available (*U.S.C., title 48, secs. 321-337; act Feb. 17, 1933, 47 Stat., p. 854*).

Estimate 1935, **\$452,000**Appropriated 1934, **\$469,300**

By objects	Obligations		
	Estimate, 1935	Estimate, 1934	Actual, 1933
Total cash payments, salaries and wages.....	\$207,000	\$155,000	\$255,269
Deduct expenditures for personal services included in objects named below.....	151,040	107,789	207,524
01 Personal services (net).....	55,960	47,211	47,745
OTHER OBLIGATIONS			
02 Supplies and materials.....	117,640	120,000	142,605
03 Subsistence and support of persons (service).....	12,000	10,000	13,662
04 Subsistence and care of animals, and storage and care of vehicles (service).....	400	400	410
05 Communication service.....	650	650	651
06 Travel expense.....	10,000	9,000	11,399
07 Transportation of things (service).....	35,700	30,000	42,000
08 Printing and binding, engraving, lithographing, photographing, and type-writing (services) (job work).....			866
10 Furnishing of heat, light, power, water, and electricity.....	80	80	
11 Rents.....	7,000	7,000	9,203
12 Repairs and alterations.....	182,410	117,963	246,160

Construction and Maintenance of Roads, Bridges, and Trails, Alaska—Continued.

By objects	Obligations		
	Estimate, 1935	Estimate, 1934	Actual, 1933
OTHER OBLIGATIONS—continued			
13 Special and miscellaneous current expenses.....	\$3,000	\$2,000	\$3,111
30 Equipment (includes live stock).....	27,160	20,000	37,295
32 Structures and parts and nonstructural improvements to land.....			
Total other obligations.....	396,040	317,093	507,362
Grand total obligations.....	452,000	364,304	555,107
1934 appropriation obligated in 1933.....		+86,036	-86,036
Net total obligations.....	452,000	450,340	469,071
Estimated savings and unobligated balances.....		18,960	25,239
Total estimate or appropriation.....	452,000	469,300	494,310
By ACTIVITIES OR PROJECTS			
1. Maintenance and improvement of existing routes.....	452,000	364,304	555,107

National Industrial Recovery, Interior, Alaska Road Commission—

By objects	Obligations		
	Estimate, 1935	Estimate, 1934	Actual, 1933
Total cash payments, salaries, and wages (700 men).....	\$150,000	\$510,000	
Deduct expenditures for personal services included in objects named below.....	150,000	510,000	
01 Personal services (net).....			
OTHER OBLIGATIONS			
02 Supplies and materials.....	80,000	280,000	
03 Subsistence and support of persons (service).....	7,000	26,000	
04 Subsistence and care of animals and storage.....	1,000	3,000	
05 Communication services.....	800	3,000	
06 Travel expenses.....	6,000	21,000	
07 Transportation of things.....	18,000	65,000	
08 Printing, binding, etc.....			
11 Rents.....	4,000	15,000	
12 Repairs and alterations.....	12,000	50,000	
13 Special and miscellaneous current expenses.....	1,000	4,000	
30 Equipment (includes livestock).....	35,000	150,000	
32 Structures and parts and nonstructural improvements to land.....	131,200	433,000	
Grand total obligations.....	296,000	1,050,000	
1934 appropriation obligated in 1935.....	-296,000	+296,000	
Received by transfer from Federal Emergency Administration of Public Works.....		1,346,000	
Total estimate or appropriation.....			

Alaska Railroad Appropriated Fund—

The Alaska Railroad: For every expenditure requisite for and incident to the authorized work of the Alaska Railroad, including maintenance, operation, and improvements of railroads in Alaska; maintenance and operation of river steamers and other boats on the Yukon River and its tributaries in Alaska; operation and maintenance of ocean-going or coastwise vessels by ownership, charter, or arrangement with other branches of the Government service, for the purpose of providing additional facilities for the transportation of freight, passengers, or mail, when deemed necessary, for the benefit and development of industries and travel affecting territory tributary to the Alaska Railroad; stores for resale; payment of claims for losses and damages arising from operations including claims of employees of the railroad for loss and damage resulting from wreck or accident on the railroad, not due to negligence of the claimant, limited to clothing and other necessary personal effects used in connection with his duties and not exceeding \$100 in value; payment of amounts due connecting lines under traffic agreements; payment of compensation and expenses as authorized by section 42 of the Injury Compensation Act approved September 7, 1916 (U. S. C., title 5, sec. 793), to be reimbursed as therein provided, [\$250,000] \$1,000, in addition to all amounts received by the Alaska Rail-

road during the fiscal year [1934] 1935 to continue available until expended: *Provided*, That not to exceed [\$5,500] \$5,400 of this fund shall be available for personal services in the District of Columbia during the fiscal year [1934] 1935 and no one other than the general manager of said railroad shall be paid an annual salary out of this fund of more than [\$5,500] \$5,400: *Provided further*, That not to exceed [\$10,000] \$9,000 of such fund shall be available for printing and binding [: *Provided further*, That \$100,000 of such fund shall be available only for such capital expenditures as are chargeable to capital account under accounting regulations prescribed by the Interstate Commerce Commission, which amount shall be available immediately] (U.S.C., title 5, sec. 793; title 48, secs. 301-308; act Feb. 17, 1933, 47 Stat., p. 854).

Estimate 1935, \$1,000

Appropriated 1934, \$250,000

By objects	Obligations		
	Estimate, 1935	Estimate, 1934	Actual, 1933
Appropriated for operation, maintenance, and improvements.....	\$1,000	\$250,000	\$450,000
Deduct transfer to Alaska Railroad special fund.....	-1,000	-250,000	-450,000

National Industrial Recovery, Interior, Alaska Railroad—

By objects	Obligations					
	Estimate, 1935		Estimate, 1934		Actual, 1933	
PERSONAL SERVICES, FIELD	Posi- tions	Av. salary	Posi- tions	Av. salary	Posi- tions	Av. salary
Temporary employees field (Anchorage office).....	91	\$50,678	130	\$44,728		
Deduct amount included in objects below.....		50,678		44,728		
OTHER OBLIGATIONS						
30 Equipment.....				81,000		
32 Structures.....		72,397		56,611		
Total other obligations.....		72,397		137,611		
Grand total obligations.....		72,397		137,611		
1934 appropriation obligated in 1935.....		-72,397		+72,397		
Received by transfer from Federal Emergency Administration of Public Works.....				-210,008		
Total estimate or appropriation.....						

Total, Government in the Territory of Alaska, annual appropriation, general fund:

Estimate 1935, \$732,940

Appropriated 1934, \$955,330

Special funds:**Alaska Railroad Special Fund—**

This fund is derived from operating revenues of the Alaska Railroad, reimbursements for materials and supplies, and special deposits for various purposes (U.S.C., title 48, sec. 306; decision of Comptroller General, Mar. 11, 1931, A-35435).

Estimate 1935, \$1,247,000

Appropriated 1934, \$1,209,500

By objects	Obligations					
	Estimate, 1935		Estimate, 1934		Actual, 1933	
<i>Washington office</i>						
PERSONAL SERVICES, DEPARTMENTAL	Posi- tions	Av. salary	Posi- tions	Av. salary	Posi- tions	Av. salary
Clerical, administrative, and fiscal service:						
Grade 6. Senior clerk.....	1	\$2,500	1	\$2,500	1	\$2,500
Grade 3. Assistant clerk-stenographer.....	2	1,620	2	1,620	2	1,620
Total permanent, departmental.....	3	5,740	3	5,740	3	5,740
Deduct lapses and administrative furloughs.....						86
Net permanent, departmental.....		5,740		5,740		5,654
Adjustment for salary of one clerk in the secretary's office whose services are divided between that office and the Alaska Railroad.....		260		260		260
All personal services, departmental.....		6,000		6,000		5,914

Alaska Railroad Special Fund—Continued.

By objects	Obligations					
	Estimate, 1935		Estimate, 1934		Actual, 1933	
<i>Chicago office</i>						
PERSONAL SERVICES, FIELD	Posi- tions	Av. salary	Posi- tions	Av. salary	Posi- tions	Av. salary
Grade 14. General freight, passenger, and immigration agent	1	\$3,800	1	\$3,800	1	\$3,950
Grade 6. Stenographer	1	1,650	1	1,650	1.1	1,608
Total permanent, field	2	5,450	2	5,450	2.1	5,719
Deduct lapses and administrative furloughs						
Net permanent, field		5,450		5,450		5,719
Temporary employees, field				1,267		950
All personal services, field (Chicago office)		5,450		6,717		6,669
<i>Seattle office</i>						
PERSONAL SERVICES, FIELD	Posi- tions	Av. salary	Posi- tions	Av. salary	Posi- tions	Av. salary
Grade 14. Purchasing agent and office manager	0.5	4,000	0.5	4,000	0.5	4,000
Purchasing assistant	0.5	3,800	0.5	3,800	0.5	3,800
Grade 13. Disbursing agent	0.5	3,000	0.5	3,000	0.5	3,000
Grade 12. Purchasing assistant	0.4	3,100	0.4	3,100	0.4	3,100
Grade 9. Clerk-stenographer	0.5	2,400	0.5	2,400	0.5	2,400
Grade 8. Stenographer	0.4	1,980	0.4	1,980	0.4	1,980
Grade 7. Clerk	0.5	1,860	0.5	1,860	0.5	1,860
Grade 6. Stenographer	0.4	1,440	0.4	1,440	0.4	1,440
Grade 3. Clerk and messenger	0.5	1,080	0.5	1,080	0.5	1,080
Total permanent, field	4.2	10,678	4.2	10,678	4.2	10,650
Deduct lapses and administrative furloughs						
Net permanent, field		10,678		10,678		10,650
Temporary employees, field				6,000		11,004
All personal services, field (Seattle office)		10,678		16,678		21,654
<i>Anchorage office</i>						
PERSONAL SERVICES, FIELD	Posi- tions	Av. salary	Posi- tions	Av. salary	Posi- tions	Av. salary
Grade 20. General manager	1	14,400	1	14,400	1	14,400
Grade 17. Special representative of general manager					0.7	6,000
Grade 16. Examiner of accounts	1	5,400	1	5,400	1	5,400
Chief engineer	1	5,150	1	5,150	1	5,150
Superintendent of transportation	1	5,150	1	5,150	1	5,150
Superintendent of motive power and equipment	1	5,000	1	5,000	1	5,000
Chief of staff (hospital)	1	4,800	1	4,800	1	4,800
Colonization agent					0.3	4,800
Grade 15. General roadmaster	1	4,200	1	4,200	1	4,200
General storekeeper	1	3,850	1	3,850	1	3,850
Manager (hotel)	1	3,840	1	3,840	1	3,840
Grade 14. Superintendent (hospital)	1	3,720	1	3,720	1	3,720
Grade 13. Chief accountant	1	3,600	1	3,600	1	3,600
Auditor of station accounts	1	3,600	1	3,600	1	3,600
Surgeon	1	3,600	1	3,600	1	3,600
Supervisor of bridges and buildings	1	3,600	1	3,600	1	3,600
Disbursing agent	1	3,480	1	3,480	0.9	3,480
General car foreman	1	3,450	1	3,450	1	3,450
General foreman	1	3,450	1	3,450	1	3,450
Grade 12. Dispatcher	3	3,240	3	3,240	3.1	3,138
Clerk (chief clerk)	1	3,200	1	3,200	1	3,200
Station agent	2	3,180	2	3,180	2	3,180
Chief electrician	1	3,120	1	3,120	1	3,120
Chief timekeeper and auxiliary fireman	1	3,060	1	3,060	1	3,060
Locomotive engineer	7	3,038	7	3,038	9.5	3,047
Surgeon	1	3,000	1	3,000	0.8	3,000
Claim agent	1	3,000	1	3,000	1	3,000
Roadmaster			0.1	3,300	0.9	3,300
Grade 11. Roadmaster	2	3,000	1.9	3,000	0.6	2,875
Accountant	2	2,970	2	2,970	2	2,970
Boilermaker foreman	1	2,940	1	2,940	1	2,940
Conductor	7	2,902	7	2,902	9.3	2,920
Engineer machinist and auxiliary fireman	1	2,880	1	2,880	1	2,880
Roundhouse foreman	5	2,863	5	2,863	4.9	2,863
Station agent and auxiliary fire chief	1	2,856	1	2,856	1	2,856
Foreman	5	2,853	5	2,853	4.9	2,853
Clerk (chief clerk)	2	2,820	2	2,820	2	2,820
Assistant auditor of station accounts	1	2,820	1	2,820	1	2,820
Resident engineer	2	2,800	2	2,800	1.9	2,800
Chief (hotel)	1	2,760	1	2,760	1.1	2,641
Grade 10. Leading machinist					0.3	2,800
Roundhouse foreman	2	2,735	2	2,735	2.3	2,735
Leading boilermaker	3	2,673	3	2,673	2.8	2,673
Foreman (telegraph and telephone)	1	2,640	1	2,640	1	2,640
Clerk	2	2,640	2	2,640	2	2,640
Special roundhouse machinist	1	2,640	1	2,640	1	2,640
Leading locomotive air-brake man	1	2,640	1	2,640	1	2,640
Chief inspector					0.9	2,621

Alaska Railroad Special Fund—Continued

By objects	Obligations					
	Estimate, 1935		Estimate, 1934		Actual, 1933	
<i>Anchorage office—Continued</i>						
PERSONAL SERVICES, FIELD—continued	Posi- tions	Av. salary	Posi- tions	Av. salary	Posi- tions	Av. salary
Grade 10. Accountant	3	\$2,620	3	\$2,620	3	\$2,620
Foreman (section)	2	2,545	2	2,545	1.9	2,545
Foreman (water service)	1	2,520	1	2,520	1	2,520
Special agent			1	2,520		
Leading blacksmith	1	2,520	1	2,520	1	2,475
Fireman (locomotive)	7	2,491	7	2,491	5.8	2,493
Baggage man	1	2,491	1	2,491	1.5	2,415
Car inspector					0.3	2,466
Special sheet-metal worker	1	2,460	1	2,460		
Brakeman	13	2,419	13	2,419	8.7	2,468
Grade 9. First-class machinist	5	2,400	5	2,400	4.4	2,423
First-class blacksmith	1	2,400	1	2,400	0.9	2,506
Assistant agent	1	2,400	1	2,400	1	2,400
First-class welder	1	2,400	1	2,400	1	2,363
Hostler	3	2,394	3	2,394	2.6	2,381
Car foreman	1	2,370	1	2,370	1	2,370
Coal-station operator	1	2,340	1	2,340	1	2,420
First-class cabinetmaker	1	2,340	1	2,340	1	2,340
Material yard foreman	1	2,340	1	2,340	1	2,340
First-class gas engine mechanic	2	2,340	2	2,340	2	2,340
Terminal fire chief	1	2,340	1	2,340	1	2,400
Car air-brake man	1	2,340	1	2,340	1	2,331
Leading painter	1	2,340	1	2,340	0.9	2,420
Station agent	6	2,339	6	2,339	5.9	2,339
Clerk	9	2,298	9	2,298	9.1	2,298
Cashier	1	2,280	1	2,280	1	2,280
Assistant storekeeper	1	2,280	1	2,280	1	2,280
Baker	1	2,280	1	2,280	1	2,324
Second-class machinist	1	2,280	1	2,280	1	2,280
Second-class electrician	2	2,280	2	2,280	2	2,280
Foreman (section)	16	2,250	16	2,250	15.3	2,257
House carpenter	3	2,224	3	2,224	2.7	2,224
Blacksmith	1	2,220	1	2,220	0.9	2,233
Cook	1	2,220	1	2,220	1	2,230
Truck driver	1	2,220	1	2,220	1	2,220
First-class pipe and steam fitter and auxiliary fireman	1	2,220	1	2,220	0.9	2,334
Yard foreman	1	2,220	1	2,220	1	2,214
First-class carpenter	2	2,220	2	2,220	2	2,207
Grade 8. Laundryman	1	2,160	1	2,160	1	2,113
First-class car repairman and auxiliary fireman	1	2,160	1	2,160	1	2,160
Assistant fire chief	1	2,160	1	2,160	1	2,120
Bridge carpenter	25	2,138	25	2,138	21.3	2,138
Warehouseman	2	2,130	2	2,130	2	2,130
Coal station operator	3	2,125	3	2,125	2.9	2,125
Clerk, operator	1	2,111	1	2,111	1	2,111
Dairyman					1	2,111
Special maintenance lineman	3	2,110	3	2,110	3	2,110
Checker	1	2,100	1	2,100	1	2,100
Cashier	1	2,100	1	2,100	1	2,100
Painter	1	2,100	1	2,100	0.9	2,237
Car inspector	3	2,100	3	2,100	2.9	2,083
First-class car repairman	6	2,100	6	2,100	4.9	2,053
Upholsterer	1	2,100	1	2,100		
Foreman (section)	34	2,075	34	2,075	30.3	2,081
Technician	1	2,070	1	2,070	1	2,070
Crane engineer	3	2,070	3	2,070	3	2,070
Matron (hospital)	1	2,040	1	2,040	1	2,040
First-class handyman	1	2,040	1	2,040	1	2,036
Night nurse	1	2,040	1	2,040	1	2,182
Plumber	1	2,026	1	2,026	1	2,026
Second-class carpenter	2	1,991	2	1,991	1.5	1,991
Second-class handyman	1	1,980	1	1,980	1	1,980
Bolt-machine operator					0.7	1,991
Janitor and fireman	1	1,980	1	1,980	1	1,980
Nurse	2	1,967	2	1,967	2	1,967
Clerk	6	1,967	6	1,967	6	1,967
Headquarters janitor	1	1,920	1	1,920	1	1,920
Machine hand	1	1,920	1	1,920	1	1,920
Crane foreman	1	1,920	1	1,920	0.7	2,027
Stenographer	1	1,920	1	1,920	1	1,920
Pile-driver engineer					0.4	2,094
Grade 7. Pumpman	1	1,890	1	1,890	0.9	1,843
Second class helper and auxiliary fireman	1	1,860	1	1,860	0.5	1,882
Shop crane operator	1	1,860	1	1,860	1	1,812
First class helper	6	1,860	6	1,860	3.3	1,820
Janitor and watchman	4	1,804	4	1,804	4	1,804
Power and heating plant fireman	4	1,800	4	1,800	3.8	1,808
Second class helper	2	1,800	2	1,800	1	1,800
Fireman and watchman	1	1,800	1	1,800	1	1,800
Car oiler	1	1,800	1	1,800	0.9	1,778
Pumpman	2	1,760	2	1,760	2	1,760
Dishwasher	1	1,740	1	1,740	1.1	1,678
Waiter	3	1,740	3	1,740	2.9	1,777
Heating plant fireman					0.6	1,865
Grade 6. Engine watchman	2	1,680	2	1,680	1.9	1,718
Cook (section)	4	1,631	4	1,631	3.8	1,631
Yardman	4	1,620	4	1,620	3.2	1,634
Watchman	2	1,620	2	1,620	2	1,620
Pumpman	1	1,620	1	1,620	1	1,645
Carpenter helper	1	1,620	1	1,620		
Apprentice and volunteer fireman	1	1,560	1	1,560	0.3	1,733
Trackwalker	3	1,540	3	1,540	2	1,546
Laborer	60	1,520	60	1,520	45.6	1,523
Truckman	2	1,504	2	1,504	2.3	1,504
Dairyman	1	1,500	1	1,500		
Apprentice					0.9	1,591

Alaska Railroad Special Fund—Continued.

By objects	Obligations					
	Estimate, 1935		Estimate, 1934		Actual, 1933	
<i>Anchorage office—Continued</i>						
PERSONAL SERVICES, FIELD—continued	Posi- tions	Av. salary	Posi- tions	Av. salary	Posi- tions	Av. salary
Grade 5. Laborer	25	\$1,430	25	\$1,430	19	\$1,445
Apprentice	1	1,380	1	1,380		
Carpenter helper					0.3	1,353
Grade 4. Messenger	1	1,200	1	1,200	1	1,224
Apprentice	1	1,200	1	1,200	1.7	1,179
Grade 2. Caretaker	1	870	1	870	1	870
Total permanent, field (Anchorage office)	415	910,578	416	913,128	376.5	851,094
Deduct lapses and administrative furloughs		3,000		3,000		
Net permanent, field (Anchorage office)		907,578		910,128		851,094
Temporary employees, field (Anchorage office)		163,402		441,452		457,895
All personal services, field (Anchorage office)		1,070,980		1,351,580		1,308,989
All personal services, field (Seattle, Chicago, and Anchorage Offices)	421.2	1,087,108	422.2	1,374,975	382.8	1,337,312
Total, departmental and field	424.6	1,093,108	425.6	1,380,975	486.1	1,343,228
Deduct subsistence and quarters furnished		35,000		50,000		46,889
Total		1,058,108		1,330,975		1,296,339
Deduct legislative reductions		109,300		199,646		131,476
Total cash paid salaries and wages		948,808		1,131,329		1,164,863
Deduct amount included in objects named below		948,808		1,131,329		1,164,863
01 Personal services (net)						
OTHER OBLIGATIONS						
03 Subsistence and support of persons		19,800		17,300		18,172
07 Transportation of things (service)		306,700		337,500		361,351
09 Advertising		5,500		9,000		8,872
10 Furnishing of heat, light, power, water, and electricity (service)		700		700		680
12 Repairs and alterations		677,000		865,500		862,040
13 Special and miscellaneous current expenses		129,000		139,000		241,969
30 Equipment				23,805		70,469
32 Structures				110,835		157,030
Total other obligations		1,138,700		1,503,640		1,720,583
Grand total obligations		1,138,700		1,503,640		1,720,583
Transferred from Alaska Railroad appropriated fund		-1,000		-250,000		-450,000
Unobligated balance of previous appropriations available for 1933						-580,094
Unobligated balance of 1933 appropriations, available for 1934				-532,027		+532,027
Material and supplies, carried over from 1932						-175,204
Unobligated balance available for 1936		+373,387				
Unobligated balance of 1934 appropriations available for 1935		-373,387		+373,387		
Reserves for impoundment on account of legislative furloughs, vacant positions, and legislative reductions		+109,300		+114,500		+163,654
Total estimate or appropriation		1,247,000		1,209,500		1,210,966

Public Schools, Alaska Fund—

That section 1 of an act entitled "An act to provide for the construction and maintenance of roads, the establishment and maintenance of schools, and the care and support of insane persons in the District of Alaska, and for other purposes," approved January twenty-seventh, nineteen hundred and five, as amended by an act approved May fourteenth, nineteen hundred and six, and as further amended by an act approved February sixth, nineteen hundred and nine, be, and the same is hereby, amended so as to read as follows:

"SECTION 1. That all moneys derived from and collected for liquor licenses, occupation or trade licenses, outside of incorporated towns in the Territory of Alaska, shall be deposited in the Treasury Department of the United States, there to remain as a separate and distinct fund, to be known as the 'Alaska fund,' and to be wholly devoted to the purposes hereinafter stated in the Territory of Alaska. Twenty-five per centum of said fund, or so much thereof as may be necessary, shall be devoted to the establishment and maintenance of public schools in said Territory; * * *

(U.S.C., title 48, secs. 41, 168).

Estimate 1935, \$50,000 Appropriated 1934, \$50,000

Public Schools, Alaska Fund—Continued.

By objects	Obligations					
	Estimate, 1935		Estimate, 1934		Actual, 1933	
PERSONAL SERVICES, FIELD	Posi- tions	Av. salary	Posi- tions	Av. salary	Posi- tions	Av. salary
Total permanent, field	35	\$39,730	35	\$39,730	37	\$27,154
01 Personal services (net)		39,730		39,730		27,154
OTHER OBLIGATIONS						
02 Supplies and materials		2,500		2,500		1,618
10 Heat, light, water, power, electricity ..		5,200		5,200		3,055
11 Rents		500		500		350
12 Repairs and alterations		1,325		1,325		648
13 Special and miscellaneous current ex- penses		550		550		405
30 Equipment		195		195		846
Total other obligations		10,270		10,270		6,922
Grand total obligations		50,000		50,000		34,076
1932 appropriation obligated in 1933						-408
Net total obligations		50,000		50,000		33,668
Unobligated balance						21,332
Total estimate or appropriation		50,000		50,000		55,000

Wagon Roads, Bridges, and Trails, Alaska Fund—

Indefinite appropriation of 65 per centum of all moneys derived from and collected for occupation or trade licenses, outside of the incorporated towns in the Territory of Alaska, and also any unexpended balance remaining of 10 per centum of all such moneys appropriated and authorized to be expended for the relief of indigent persons in Alaska, shall be devoted to the construction and maintenance of wagon roads, bridges, and trails in said Territory (U.S.C., title 48, sec. 41).

Estimate 1935, \$130,000

Appropriated 1934, \$121,800

By objects	Obligations		
	Estimate, 1935	Estimate, 1934	Actual, 1933
Total cash payments, salaries and wages	\$76,500	\$76,800	\$149,623
Deduct expenditures for personal services included in objects named below	47,620	51,802	120,885
01 Personal services (net)	28,880	24,998	28,738
OTHER OBLIGATIONS			
02 Supplies and materials	14,000	4,000	25,033
03 Subsistence and support of persons (service)	1,000	500	3,006
04 Subsistence and care of animals, and storage and care of vehicles			35
05 Communication service	1,000	500	1,016
06 Travel expenses	1,000	500	1,167
07 Transportation of things (service)	7,000	3,600	15,691
08 Printing and binding, engraving, lithographing, photographing, and typewriting (services) (job work)	50	50	47
10 Furnishing of heat, light, power, water, and electricity	2,365	2,363	2,365
11 Rents	500	100	1,154
12 Repairs and alterations	65,205	54,638	35,220
13 Special and miscellaneous current expenses	500	200	700
30 Equipment (including livestock)			2,650
32 Structures and parts and nonstructural improvements to land			90,050
Total other obligations	92,620	66,451	178,134
Grand total obligations	121,500	91,449	206,872
1934 appropriation obligated in 1933		+28,191	-28,191
Received by transfer from National Park Service, less estimated savings in 1933, \$3,464, and 1934, \$600 ¹		-4,400	-58,536
Net total obligations	121,500	115,240	120,145
Estimated savings and unobligated balances	8,500	6,560	9,855
Total estimate or appropriation	130,000	121,800	130,000

¹ \$80,000 transferred beginning of 1932, unobligated balance of which at beginning of 1933 was \$60,000. During 1933 fiscal year \$7,000 was transferred, of which \$2,000 was obligated during 1933 fiscal year, leaving \$5,000 unobligated for 1934.

Total, government in the Territory of Alaska, special funds:
Estimate 1935, \$1,427,000 Appropriated 1934, \$1,381,300

Total, government in the Territory of Alaska, general and special funds:
Estimate 1935, \$2,159,940 Appropriated 1934, \$2,336,630

Contributed fund:

Funds Contributed for Improvement of Roads, Bridges, and Trails, Alaska (special fund)—

Indefinite appropriation of the amounts received and covered into the Treasury as contributions by the Territory of Alaska and any other source for construction, repair, and maintenance of roads, bridges, and trails, Alaska (*U.S.C., title 48, sec. 327*).

Estimate 1935, **\$5,000**Appropriated 1934, **\$86,700**

By objects	Obligations		
	Estimate, 1935	Estimate, 1934	Actual, 1933
Total cash payments, salaries and wages.....	\$2,700	\$30,000	\$3,229
Deduct expenditures for personal services included in objects named below.....	2,200	29,585	2,781
01 Personal services (net).....	500	415	448
OTHER OBLIGATIONS			
02 Supplies and materials.....	100	10,000	87
03 Subsistence and support of persons (service).....		50	1,139
06 Travel expense.....	500	1,000	2,056
07 Transportation of things (service).....	1,500	4,800	
08 Printing and binding, engraving, lithographing, photographing, and type-writing (service) (job work).....		20	4
10 Furnishing of heat, light, power, water, and electricity.....			166
11 Rents.....		500	
12 Repairs and alterations.....	1,500	5,200	2,098
13 Special and miscellaneous current expenses.....		200	
32 Structures and parts and nonstructural improvements to land.....	600	33,521	701
Total other obligations.....	4,200	55,291	6,251
Grand total obligations.....	4,700	55,706	6,699
1934 appropriation obligated in 1933.....			
Net total obligations.....	4,700	55,706	6,699
Estimated savings and unobligated balances.....	300	30,994	83,301
Total estimate or appropriation.....	5,000	86,700	90,000

Total, government in the Territory of Alaska, general, special, and contributed funds:

Estimate 1935, **\$2,164,940**Appropriated 1934, **\$2,423,330**

TERRITORY OF HAWAII

Salaries, Governor and Secretary, Territory of Hawaii—

Salaries of the governor and of the secretary, **[\$14,320]** \$14,220 (*U.S.C., title 48, secs. 531, 534, 536, act Feb. 17, 1933, 47 Stat., p. 855*).

Annual appropriation, general fund:

Estimate 1935, **\$14,220**Appropriated 1934, **\$14,320**

By objects	Obligations		
	Estimate, 1935	Estimate, 1934	Actual, 1933
PERSONAL SERVICES, FIELD			
Salary range, over \$9,000—	Posi- Av. tions salary	Posi- Av. tions salary	Posi- Av. tions salary
Governor.....	1 \$10,000	1 \$10,000	1 \$10,000
Salary range, \$5,600-\$6,000—			
Secretary.....	1 5,800	1 5,800	1 5,800
Total permanent, field.....	2 15,800	2 15,800	2 15,800
Deduct legislative reductions.....	1,580	2,370	1,800
01 Personal services (net).....	14,220	13,430	14,000
Estimated savings and unobligated balances.....		890	1,800
Total estimate or appropriation.....	14,220	14,320	15,800

Contingent Expenses, Territory of Hawaii—

For contingent expenses, to be expended by the governor for stationery, postage, and incidentals, \$1,000; private secretary to the governor; temporary clerk hire, \$500; for traveling expenses of the governor while absent from the capital on official business, **[\$1,500]** \$1,250; in all, **[\$5,850]** \$5,490 (*U.S.C., title 48, secs. 531, 534, 536, act Feb. 17, 1933, 47 Stat., p. 855*).

Annual appropriation, general fund:

Estimate 1935, **\$5,490**Appropriated 1934, **\$5,850**

By objects	Obligations			
	Estimate, 1935	Estimate, 1934	Actual, 1933	
PERSONAL SERVICES, FIELD				
Salary range, \$2,900-\$3,200:	Posi- Av. tions salary	Posi- Av. tions salary	Posi- Av. tions salary	
Private secretary to Governor of Hawaii.....	1 \$3,100	1 \$3,100	1 \$3,100	
Clerk in Governor's office.....	1 500	1 500	1 500	
Total personal services, field.....	2 3,600	2 3,600	2 3,600	
Deduct legislative reductions.....	360	540	380	
01 Personal services (net).....	3,240	3,060	3,220	
OTHER OBLIGATIONS				
02 Supplies and materials.....	350	430	385	
05 Communication service.....	600	510	550	
06 Travel expenses.....	1,250	1,500	834	
12 Repairs and alterations.....	50	60	27	
30 Equipment.....			15	
Total other obligations.....	2,250	2,500	1,821	
Grand total obligations.....	5,490	5,560	5,041	
Estimated savings and unobligated balances.....		290	1,059	
Total estimate or appropriation.....	5,490	5,850	6,100	

Legislative Expenses, Territory of Hawaii—

Legislative expenses, Territory of Hawaii: For compensation and mileage of members of the Legislature of the Territory of Hawaii as provided by the Act of June 27, 1930 (*U.S.C., Supp. VI, title 48, sec. 599*), \$42,500 (*U.S.C., title 48, secs. 561-620; U.S.C., Supp. VI, title 48, sec. 599; acts May 14, 1930, 46 Stat., p. 323; Feb. 6, 1931, 46 Stat. p. 1070; Apr. 22, 1932, 47 Stat., p. 129*).

Estimate 1935, **\$42,500**

By objects	Obligations		
	Estimate, 1935	Estimate, 1934	Actual, 1933
PERSONAL SERVICES, FIELD			
Salaries, members of Senate.....	\$15,000		\$15,000
Salaries, members of House.....	30,000		30,000
Total personal services, field.....	45,000		45,000
Deduct legislative reductions.....	4,500		2,475
01 Personal services (net).....	40,500		42,525
OTHER OBLIGATIONS			
06 Mileage allowance of members.....	2,000		1,634
Grand total obligations.....	42,500		44,159
Estimated savings and unobligated balance.....			2,841
Total estimate or appropriation.....	42,500		47,000
BY ACTIVITIES OR PROJECTS			
1. Office administration.....	14,220	14,320	15,800
2. Office administration.....	5,490	5,850	6,100
3. Legislative expenses.....	42,500		47,000
Total.....	62,210	20,170	68,900

Total, government in the Territory of Hawaii, annual appropriations, general fund:

Estimate 1935, **\$62,210**Appropriated 1934, **\$20,170**

TEMPORARY GOVERNMENT FOR THE VIRGIN ISLANDS

Temporary Government for Virgin Islands—

For salaries of the governor, [Judge of the district court] and employees incident to the execution of the Act of March 3, 1917 (U.S.C., title 48, sec. 1391), traveling expenses of officers and employees while absent from place of duty on official business, necessary janitor service, care of Federal grounds, repair and preservation of Federal buildings and furniture, purchase of equipment, stationery, lights, water, and other necessary miscellaneous expenses, including not to exceed \$4,000 for purchase, including exchange, maintenance, repair, and operation of motor-propelled passenger-carrying vehicles, and not to exceed \$4,000 for personal services, household equipment and furnishings, fuel, ice, and electricity necessary in the operation of Government House at Saint Thomas and Government House at Saint Croix; [\$134,750] \$117,840.

Est. 1935, \$117,840

App. 1934, \$134,750

By objects	Obligations			
	Estimate, 1935	Estimate, 1934	Actual, 1933	
	Posi- tions	Av. salary	Posi- tions	Av. salary
PERSONAL SERVICES, FIELD				
Professional service.				
Grade 18. Judge of the district court.....			1	\$7,500
Grade 16. Commissioner of health and chief municipal physician.....	1	\$4,600	1	\$4,600
Government attorney.....	1	4,800	1	4,800
Grade 15. Chief municipal physician, St. Thomas.....			1	4,200
Commissioner of public works. Assistant commissioner of health and chief municipal physician, St. Croix.....	1	4,000	1	4,000
Grade 14. Chief municipal physician, St. Croix.....	1	3,800		
Grade 13. Municipal physician, St. Croix.....	1	3,200	1	3,200
Grade 12. Assistant commissioner of pub- lic works.....	1	3,000	1	3,000
Municipal physician, St. Croix.....	1	3,000	1	3,000
Grade 11. Assistant for public works, St. Thomas.....	1	2,600	1	2,600
Clerical, administrative, and fiscal service:				
Grade 19. Governor of the Virgin Islands.....	1	8,000	1	8,000
Grade 17. Government secretary and commissioner of finance.....	1	6,000	1	6,000
Grade 16. Lieutenant Governor of St. Croix.....	1	5,400	1	5,400
Commissioner of industry.....	1	5,200	1	5,200
Grade 14. Assistant government secre- tary and assistant commis- sioner of finance.....	1	3,500	1	3,500
Grade 12. Head of finance of St. Croix.....	1	2,900	1	2,900
Grade 11. Commissioner of public welfare. Commissioner of public wel- fare and director of handicraft. Home demonstrator.....	1	2,600	1	2,600
L.S. Chief bookkeeper, St. Croix.....	1	1,800	1	1,800
Grade 10. Dispatching secretary, St. John.....	1	2,400	1	2,400
Grade 12. L.S. Chief clerk and confiden- tial secretary.....	1	2,000	1	2,000
Grade 10. L.S. Prohibition director.....	1	2,050	1	2,050
Chief clerk, public works. Tax assessor.....	1	2,000	1	2,000
Grade 9. L.S. Chief clerk, finance depart- ment, St. Thomas.....	1	1,950	1	1,950
Secretary to the Governor. Chief bookkeeper, St. Thomas.....	1	1,620	1	1,620
Grade 8. L.S. Chief clerk, St. Croix.....	1	1,500	1	1,500
Cashier, St. Thomas.....	1	1,560	1	1,560
Grade 7. L.S. Clerk, public works, St. Thomas.....	1	1,500	1	1,500
Cashier, Christiansted.....	1	1,380	1	1,380
Clerk and stenographer.....	1	1,290	1	1,290
Clerk, Department of In- dustry.....	1	1,140	1	1,140
Grade 6. L.S. Clerk, public works, St. Thomas.....	1	1,080	1	1,080
Clerk, finance department, St. Thomas.....	2	1,260	2	1,260
Assistant bookkeeper, St. Croix.....	1	1,050	1	1,050
Grade 5. L.S. Prohibition inspector, St. Croix.....	1	900	1	900
Clerk, finance department, St. Thomas.....			1	930
Finance clerk, St. Thomas.....	2	810	2	810
Clerk, finance department, St. Croix.....	1	810	1	810
Clerk, finance department, St. Croix.....	1	810	1	810
Cashier, Frederiksted.....	2	600	2	600
Grade 1. L.S. Clerk, prohibition office.....	1	600	1	600
Clerk.....	1	480	1	480

Temporary Government for Virgin Islands—Continued.

By objects	Obligations			
	Estimate, 1935	Estimate, 1934	Actual, 1933	
	Posi- tions	Av. salary	Posi- tions	Av. salary
PERSONAL SERVICES, FIELD—continued				
Subprofessional service:				
Grade 10. Chief nurse, St. Croix.....	1	\$2,400	1	\$2,400
Grade 9. District nurse, St. Croix.....	1	2,400	1	2,400
Chief nurse, St. Thomas.....			1	2,000
L.S. Superintendent of sanitation.....	1	1,500	1	1,500
Chief nurse, St. Thomas.....	1	1,440	1	1,440
Grade 7. Jeans' teacher.....	2	1,680	2	1,680
L.S. Nurse, St. Thomas.....			1	1,200
Chief sanitation inspector.....	2	1,200	2	1,200
Nurse, St. Thomas.....	1	900	1	900
Nurse, St. Croix.....	2	900	2	900
Grade 5. L.S. Printer.....	1	870	1	870
District nurse.....	1	720	1	720
Custodial service:				
Grade 2. L.S. Chauffeur to the Governor.....	1	840	1	840
Coxswain, launch.....			1	690
Coxswain, launch.....	1	635	1	635
Boatman.....	1	575	1	575
Boatman.....			1	520
Messenger-clerk, St. Croix.....	1	290	1	290
Messenger, St. Thomas.....	2	260	2	260
Messenger, St. Croix.....	1	255	1	255
Messenger, St. Croix.....	1	210	1	210
Janitor, St. John.....	1	115	1	115
Janitor, St. Thomas.....	1	240	1	192
Messenger, St. Thomas, finance department.....	1	260	1	260
Total permanent, field.....	66	119,210	66	119,210
Deduct lapses and administrative furloughs.....			75	146,092
Net permanent, field.....		119,210		11,381
Temporary employees, field.....		2,390		134,711
All personal services, field.....		121,600		3,031
Deduct subsistence and quarters furnished.....				137,742
		121,600		
Deduct legislative reductions.....		12,160		137,742
Total cash paid, salaries and wages.....		109,440		18,394
Deduct amount included in objects below.....		1,000		13,774
01 Personal services (net).....		108,440		104,235
				1,000
				123,968
				5,000
OTHER OBLIGATIONS				
02 Supplies and materials.....		3,300		118,968
03 Subsistence and support of persons (service).....				8,772
04 Subsistence and care of animals, and storage and care of vehicles (service).....				54
05 Communication service.....		800		12
06 Travel expenses.....		2,000		1,000
07 Transportation of things (service).....		2,000		1,700
08 Printing and binding, engraving, litho- graphing, photographing, and type- writing (services).....				1,863
10 Furnishing of heat, light, power, water, and electricity (service).....		400		2,003
11 Rents.....		500		
12 Repairs and alterations.....		200		572
13 Special and miscellaneous expenses.....		200		438
30 Equipment (includes livestock).....				2,021
31 Lands and interests in land.....				100
32 Structures and parts, and nonstructural improvements to land (includes fixed equipment).....				
Total other obligations.....		9,400		
Grand total obligations.....		117,840		9,828
Transferred to Department of Justice.....				17,065
Net total obligations.....		117,840		113,063
Estimated savings and unobligated balances.....				+6,130
Total estimate or appropriation.....		117,840		119,193
				15,557
				136,033
				14,580
				150,613

For salaries and expenses of the agricultural experiment station and the vocational school in the Virgin Islands, including technical personnel, clerks, and other persons; scientific investigations of plants and plant industries and diseases of animals; demonstrations in practical farming; official traveling expenses; fixtures, apparatus, and supplies; clearing and fencing of land; and other necessary expenses, including not to exceed \$2,000 for purchase, including exchange, maintenance, repair, and operation of motor-propelled passenger-carrying vehicles, [\$25,000] \$32,670.

Est. 1935 \$32,670

App. 1934, \$25,000

Temporary Government for Virgin Islands—Continued.

By objects	Obligations					
	Estimate, 1935		Estimate, 1934		Actual, 1933	
	Posi- tions	Av. salary	Posi- tions	Av. salary	Posi- tions	Av. salary
PERSONAL SERVICES, FIELD						
Professional service:						
Grade 15. Director of agricultural station	1	\$3,800	1	\$3,800	1	\$3,800
Grade 14. Director of education	1	3,500	1	3,500	1	3,500
Grade 13. Horticulturalist	1	3,200	1	3,200	1	3,200
Veterinarian	1	3,200	1	3,200	1	3,200
Dairyman	1	3,200	1	3,200	1	3,200
Clerical, administrative, and fiscal service:						
Grade 10. Director of handicraft					1	2,400
Grade 9. Instructor and director, vocational school	1	2,100	1	2,100	1	2,100
Grade 7. L.S. Farm superintendent	1	1,200	1	1,200	1	1,200
Grade 6. L.S. Instructor in vocational school	1	900	1	900	1	900
Instructor in iron works and mechanics	1	960	1	960	1	960
Grade 5. L.S. Office man, agricultural station	1	720	1	720	1	720
Custodial service:						
Grade 1. L.S. Matron, vocational school	1	480	1	480	1	480
Total permanent, field	11	23,260	11	23,260	12	25,660
Temporary employees, field						9,995
All personal services, field		23,260		23,260		35,655
Deduct legislative reductions		2,330		3,489		5,088
01 Personal services (net)		20,930		19,771		30,567
OTHER OBLIGATIONS						
02 Supplies and materials		5,340		5,297		7,731
05 Communication service		300		300		300
06 Travel expenses		1,500		1,500		2,141
07 Transportation of things		2,000		2,000		2,005
08 Printing and binding, etc.		100		100		105
10 Furnishing of heat, light, power and electricity, etc.		200		200		210
12 Repairs and alterations		1,000		500		980
13 Special and miscellaneous expenses		100		100		106
30 Equipment (includes livestock)		1,200		200		207
Total other obligations		11,740		10,197		13,785
Grand total obligations		32,670		29,968		44,352
Received by transfer from Department of Agriculture						-6,000
Previous appropriations obligated in 1933						-18,440
Previous appropriation obligated in 1934				-6,517		
Net total obligations		32,670		23,451		19,912
Estimated savings and unobligated balances				1,549		5,088
Total estimate or appropriation		32,670		25,000		25,000

For defraying the deficits in the treasuries of the municipal governments because of the excess of current expenses over current revenues for the fiscal year [1934] 1935, municipality of Saint Thomas and Saint John, [\$98,500] \$90,000, and municipality of Saint Croix, [\$98,500] \$82,600; in all, [\$197,000] \$172,600: *Provided*, That the amount herein appropriated for each municipal government shall be expended only if an equivalent amount is raised by municipal revenues and applied to the operating costs of the respective government, except that for the fiscal year [1934] 1935 the contribution to [either] the municipal [government] governments shall not be less than [\$90,000] \$88,000 for the municipality of Saint Thomas and Saint John and \$78,600 for the municipality of Saint Croix: *Provided further*, That should the revenues of the municipality of Saint Thomas and Saint John, during the fiscal year [1934] 1935, exceed [\$98,500] \$90,000, and/or the revenues of the municipality of Saint Croix exceed [\$98,500] \$82,600, such excess revenues may be expended for municipal improvements and operating costs of the municipalities under such rules and regulations as the President may prescribe.

Est. 1935, \$172,600

App. 1934, \$197,000

By objects	Obligations					
	Estimate, 1935		Estimate, 1934		Actual, 1933	
	Posi- tions	Av. salary	Posi- tions	Av. salary	Posi- tions	Av. salary
Municipality of St. Thomas and St. John						
PERSONAL SERVICES						
Assistant chief municipal physician	1	\$3,846	1	\$3,846	1	\$2,769
Clerk of the District court	1	2,404	1	2,404	1	2,308
Director of police	1	2,019	1	2,019	1	1,846
Judge of the police court	1	2,500	1	2,500	1	1,615
Municipal dentist	1	1,923	1	1,923	1	1,538
Superintendent, municipal hospital	1	2,212	1	2,212	1	1,538
Municipal physician	1	2,308	1	2,308	1	1,920
Chief clerk, police and prison department	1	1,615	1	1,615	1	1,292

Temporary Government for Virgin Islands—Continued.

By objects	Obligations					
	Estimate, 1935		Estimate, 1934		Actual, 1933	
	Posi- tions	Av. salary	Posi- tions	Av. salary	Posi- tions	Av. salary
Municipality of St. Thomas and St. John—Con.						
PERSONAL SERVICES—continued						
Inspector of police	1	\$1,442	1	\$1,442	1	\$1,154
Wire chief, telephone service	1	1,269	1	1,269	1	1,079
Property clerk, department of education	1	1,154	1	1,154	1	981
Clerk, sanitation service					1	462
Chief clerk, department of education	1	1,154	1	1,154	1	981
Laboratory technicians	1	1,038	1	1,038	2	1,766
Sanitary inspector	1	1,038	1	1,038	1	883
Assistant to the colonial council	1	962	1	962	1	817
Salaries of public school teachers	62	43,483	62	43,483	64	38,675
Miscellaneous salaried employees:						
Colonial council	2	769	2	769	2	769
Judiciary department	3	1,740	3	1,740	4	1,832
Police and prison department	18	11,069	18	11,069	21	12,896
Fire department					11	2,135
Health department	55	14,213	55	14,213	57	14,130
Public welfare department	1	346	1	346		
Public library	4	1,163	4	1,163	3	856
Department of education	5	2,019	5	2,019	6	2,423
Public works department					7	3,646
Public works and fire departments	11	5,394	11	5,394		
Municipal telephone service	8	2,313	8	2,313	8	2,313
Total permanent, municipal	184	109,393	184	109,393	200	102,624
Deduct lapses and administrative furloughs						
Net permanent, municipal		109,393		109,393		102,624
Temporary employees, municipal		20,000		20,000		30,319
All personal services, municipal		129,393		129,393		132,943
Deduct legislative reductions		13,945		13,945		
Total cash paid, salaries and wages, municipal		115,448		115,448		132,943
Deduct amount included in objects below		2,000		2,000		6,328
01 Personal services (net)		113,448		113,448		126,615
OTHER OBLIGATIONS						
02 Supplies and materials		21,302		21,302		30,175
03 Subsistence and support of persons (service)		5,091		5,091		5,091
04 Subsistence and care of animals, and storage and care of vehicles (service)		1,283		1,283		1,283
05 Communication service		933		933		933
06 Travel expenses		1,303		1,303		1,303
07 Transportation of things (service)		1,404		1,404		1,404
08 Printing and binding, engraving, lithographing, photographing, and type-writing (service)		169		169		169
09 Advertising and publication of notices (service)		294		294		294
10 Furnishing of heat, light, power water, and electricity (service)		9,756		9,756		9,756
11 Rents		2,375		2,375		2,375
12 Repairs and alterations		5,480		5,480		5,480
13 Special and miscellaneous current expenses		139		139		139
21 Pensions, retirement salaries, annuities, World War allowances, and insurance losses		2,210		2,210		1,863
22 Grants, subsidies, and contributions		5,246		5,246		5,246
30 Equipment (includes livestock)		2,759		2,759		2,759
53 Refunds, awards, and indemnities		173		173		173
Total other obligations		59,917		59,917		68,443
Grand total obligations		173,365		173,365		195,058
Deduct revenues of operation		87,365		87,365		86,524
Total municipality of St. Thomas and St. John		86,000		86,000		108,534
Add difference due to cash withdrawal				4,000		1,466
Add amount subject to withdrawal on dollar-for-dollar basis		4,000		8,500		2,032
Total estimate or appropriation		90,000		98,500		112,032
Municipality of St. Croix						
PERSONAL SERVICES						
Judge of the police court	1	2,404	1	2,404	1	2,404
Director of police	1	2,077	1	2,077	1	2,077
Foreman, public works department	1	2,019	1	2,019	1	2,019
Clerk of the district court	1	1,731	1	1,731	1	1,731
Superintendent, health department	1	1,731	1	1,731	1	1,731
Municipal dentist	1	1,731	1	1,731	1	1,731
Foreman, road work	1	1,442	1	1,442	1	1,731
Senior district chief of police	1	1,298	1	1,298	1	1,298
District chief of police	1	1,269	1	1,269	1	1,269
Department clerk, education	1	1,154	1	1,154	1	1,154
Assistant to colonial council	1	1,106	1	1,106	1	1,106
Public school teachers	50	30,729	50	30,729	50	29,421
Miscellaneous salaried employees:						
Colonial council and municipal committee	3	1,240	3	1,240	3	1,240
Judiciary department	3	1,231	3	1,231	4	2,154
Police and prison department	32	16,817	32	16,817	32	16,817
Harbor and pilot departments	1	481	1	481	1	481

Temporary Government for Virgin Islands—Continued.

By objects	Obligations					
	Estimate, 1935		Estimate, 1934		Actual, 1933	
<i>Municipality of St. Croix—Continued</i>						
PERSONAL SERVICES—continued	Posi- tions	Av. salary	Posi- tions	Av. salary	Posi- tions	Av. salary
Miscellaneous salaried employees—Con.						
Fire departments	32	\$877	32	\$877	32	\$877
Health department	97	26,852	97	26,852	96	26,679
Department of education	11	4,826	11	4,826	10	3,673
Public works department	7	4,856	7	4,856	7	4,856
Telephone service	17	4,836	17	4,836	20	4,904
Public libraries	4	831	4	831	4	831
Total permanent, municipal	268	111,538	268	111,538	270	110,184
Deduct lapses and administrative furloughs						
Net permanent, municipal		111,538		111,538		110,184
Temporary employees, municipal		12,000		12,000		17,833
All personal services, municipal		123,538		123,538		128,017
Deduct legislative reductions		14,315		14,315		
Total cash paid, salaries and wages, municipal		109,223		109,223		128,017
Deduct amount included in objects below		8,000		8,000		10,578
01 Personal services (net)		101,223		101,223		117,439
OTHER OBLIGATIONS						
02 Supplies and materials		49,869		49,869		50,896
03 Subsistence and support of persons (service)		839		839		839
04 Subsistence and care of animals, and storage and care of vehicles (service)		830		830		830
05 Communication service		1,138		1,138		1,138
06 Travel expenses		2,563		2,563		2,563
07 Transportation of things (service)		3,861		3,861		3,861
08 Printing and binding, engraving, lithographing, photographing, and type-writing (services)		585		585		585
09 Advertising and publication of notices (service)		97		97		97
10 Furnishing of heat, light, power, water, and electricity (service)		3,985		3,985		3,985
11 Rents		410		410		410
12 Repairs and alterations		7,821		7,821		7,821
13 Special and miscellaneous current expenses		415		415		415
21 Pensions, retirement salaries, annuities, world war allowances, and insurance losses		1,992		1,992		1,992
22 Grants, subsidies, and contributions		10,340		10,340		10,340
30 Equipment (including livestock)		4,315		4,315		4,315
32 Structures and parts, and nonstructural improvements to land (includes fixed equipment)		9,817		9,817		9,817
53 Refunds, awards, and indemnities						
Total other obligations		98,877		98,877		99,904
Grand total obligations		200,100		200,100		217,343
Deduct revenues of operation		121,500		121,500		107,440
Total, municipality of St. Croix		78,600		78,600		109,903
Add difference due to cash withdrawal				11,400		97
Add amount subject to withdrawal on dollar for dollar basis		4,000		8,500		14,355
Total estimate or appropriation		82,600		98,500		124,355

For such projects for the further development of agriculture and industry, and for promoting the general welfare of the islands as may be approved by the President, including the acquisition by purchase, condemnation, or otherwise, of land and the construction of buildings for use in administering the affairs of the islands; the purchase of land for sale as homesteads to citizens of the Virgin Islands; and the making of loans for the construction of buildings, for the purchase of farming implements and equipment, and for other expenses incident to the cultivation of land purchased for resale as homesteads, [\$15,000] \$14,350, [and in addition thereto the unexpended balance of the appropriation for the temporary government for the Virgin Islands contained in the Interior Department Appropriation Act, fiscal year 1933] (act Feb. 17, 1933, 47 Stat., pp. 855-856).

Estimate 1935, \$14,350

Appropriated 1934, \$15,000

Temporary Government for Virgin Islands—Continued.

By objects	Obligations					
	Estimate, 1935		Estimate, 1934		Actual, 1933	
PERSONAL SERVICES, FIELD	Posi- tions	Av. salary	Posi- tions	Av. salary	Posi- tions	Av. salary
Custodial service:						
Grade 5, L.S. Caretaker, St. Croix	1	\$900	1	\$900	1	\$900
Caretaker, St. Croix	1	600	1	600	1	600
Total permanent, field	2	1,500	2	1,500	2	1,500
Deduct lapses and administrative furloughs						492
Net permanent positions, field		1,500		1,500		1,008
Temporary employees, field		5,000		9,000		39,000
All personal services, field		6,500		10,500		40,008
Deduct legislative reductions		650		1,575		2,841
Total cash paid, salaries and wages		5,850		8,925		37,167
Deduct amount included in objects below		3,000		3,000		14,996
01 Personal services (net)		2,850		5,925		22,171
OTHER OBLIGATIONS						
02 Supplies and materials		4,400		10,254		22,437
03 Subsistence and support of persons (service)						
04 Subsistence and care of animals, and storage and care of vehicles (service)						
05 Communication service		200		100		172
06 Travel expenses		300		300		540
07 Transportation of things (service)		2,000		4,625		11,250
08 Printing and binding, engraving, lithographing, photographing, and type-writing (services)						
10 Furnishing of heat, light, power, water, and electricity (service)						
11 Rents						
12 Repairs and alterations		500		4,000		10,820
13 Special and miscellaneous expenses		100		50		60
30 Equipment (includes livestock)		2,000		5,500		17,790
31 Lands and interests in land						83,000
32 Structures and parts, and nonstructural improvements to land (includes fixed equipment)		2,000		3,044		4,826
Total other obligations		11,500		27,873		150,895
Grand total obligations		14,350		33,798		173,066
Unobligated balance of previous appropriations obligated in 1933						-160,907
Unobligated balances of previous appropriations obligated in 1934				-19,379		
Net total obligations		14,350		14,419		12,159
Estimated savings and unobligated balances				581		2,841
Total estimate or appropriation		14,350		15,000		15,000
BY ACTIVITIES AND PROJECTS						
Central administration		117,840		113,063		136,033
Agricultural station and vocational school		32,670		29,968		44,352
Deficit, St. Thomas		90,000		86,000		108,534
Deficit, St. Croix		82,600		78,600		109,903
Special projects and rehabilitation fund		14,350		33,798		173,066
Total		337,460		341,429		571,888

National Industrial Recovery, Temporary Government for Virgin Islands—

By objects	Obligations					
	Estimate, 1935		Estimate, 1934		Actual, 1933	
PERSONAL SERVICES, FIELD	Posi- tions	Av. salary	Posi- tions	Av. salary	Posi- tions	Av. salary
01 Temporary employees, field		700		\$161,710		
OTHER OBLIGATIONS						
02 Supplies and materials				71,330		
03 Subsistence and support of persons				200		
05 Communication services				390		
06 Travel expenses				1,125		
07 Transportation of things				8,569		
08 Printing and binding				308		
13 Special and miscellaneous current expenses				725		
30 Equipment				18,493		
Total other obligations				101,140		
Grand total obligations				262,850		
Received by transfer from Federal Emergency Administration of Public Works				-262,850		
Total estimate on appropriation						

Total, temporary government for the Virgin Islands, annual appropriations, general fund:

Estimate 1935, **\$337,460** Appropriated 1934, **\$371,750**

Total, government in the Territories, annual appropriations, general fund:

Estimate 1935, **\$1,132,610** Appropriated 1934, **\$1,347,250**

Total, Government in the Territories, special funds:

Estimate 1935, **\$1,427,000** Appropriated 1934, **\$1,381,300**

Total, Government in the Territories, general and special funds:

Estimate 1935, **\$2,559,610** Appropriated 1934, **\$2,728,550**

Total, Government in the Territories, general, special, and contributed funds:

Estimate 1935, **\$2,564,610** Appropriated 1934, **\$2,815,250**

SAINT ELIZABETHS HOSPITAL

Saint Elizabeths Hospital—

For support, clothing, and treatment in Saint Elizabeths Hospital for the insane of insane persons from the Army, Navy, Marine Corps, and Coast Guard, insane inmates of the National Home for Disabled Volunteer Soldiers, persons charged with or convicted of crimes against the United States who are insane, all persons who have become insane since their entry into the military and naval service of the United States, insane civilians in the quartermaster service of the Army, insane persons transferred from the Canal Zone who have been admitted to the hospital and who are indigent, American citizens legally adjudged insane in the Dominion of Canada whose legal residence in one of the States, Territories, or the District of Columbia it has been impossible to establish, insane beneficiaries of the United States Employees' Compensation Commission, and insane beneficiaries of the United States Veterans' Administration, including not exceeding \$27,000 for the purchase, exchange, maintenance, repair, and operation of motor-propelled passenger-carrying vehicles for the use of the superintendent, purchasing agent, and general hospital business, and including not to exceed **[\$200,000]** **\$175,000** for repairs and improvements to buildings and grounds, **[\$1,116,700]** **\$1,064,961**, including maintenance and operation of necessary facilities for feeding employees and others (at not less than cost), and the proceeds therefrom shall reimburse the appropriation for the institution; and not exceeding \$1,500 of this sum may be expended in the removal of patients to their friends, not exceeding \$1,500 in the purchase of such books, periodicals, and newspapers, as may be required for the purposes of the hospital and for the medical library, and not exceeding \$1,500 for the actual and necessary expenses incurred in the apprehension and return to the hospital of escaped patients: *Provided*, That so much of this sum as may be required shall be available for all necessary expenses in ascertaining the residence of inmates who are not or who cease to be properly chargeable to Federal maintenance in the institution and in returning them to such places of residence: *Provided further*, That no part of this appropriation shall be expended for the purchase of oleomargarine or butter substitutes except for cooking purposes: *Provided further*, That during the fiscal year **[1934]** **1935** the District of Columbia, or any branch of the Government requiring Saint Elizabeths Hospital to care for patients for which they are responsible, shall pay by check to the superintendent, upon his written request, either in advance or at the end of each month, all or part of the estimated or actual cost of such maintenance, as the case may be, and bills rendered by the superintendent of Saint Elizabeths Hospital in accordance herewith shall not be subject to audit or certification in advance of payment; proper adjustments on the basis of the actual cost of the care of patients paid for in advance shall be made monthly or quarterly, as may be agreed upon between the superintendent of Saint Elizabeths Hospital and the District of Columbia government, department, or establishments concerned. All sums paid to the superintendent of Saint Elizabeths Hospital for the care of patients that he is authorized by law to receive shall be deposited to the credit on the books of the Treasury Department of the appropriation made for the care and maintenance of the patients at Saint Elizabeths Hospital for the year in which the support, clothing, and treatment is provided, and be

subject to requisition by the disbursing agent of Saint Elizabeths Hospital, upon the approval of the Secretary of the Interior **[Provided further**, That there shall be available for replacement of boilers and remodeling of the power plant, including preparation of plans and specifications, advertising for proposals, and not to exceed \$11,000 for necessary traveling expenses and personal services without reference to the Classification Act of 1923, as amended, or civil-service rules and regulations, \$250,000, from funds accrued, or which may accrue, prior to July 1, 1934, under the Act approved February 2, 1909 (U.S.C., title 24, sec. 165), such portions of funds as have accrued under said Act to be immediately available for this use **]** (U.S.C., title 24, secs. 161-179; act Feb. 17, 1933, 47 Stat., pp. 856-857).

Annual appropriation, general fund:

Estimate, 1935, **\$1,064,961** Appropriated 1934, **\$1,116,700**

By objects	Obligations					
	Estimate, 1935		Estimate, 1934		Actual, 1933	
	Posi- tions	Av. salary	Posi- tions	Av. salary	Posi- tions	Av. salary
PERSONAL SERVICES, DEPARTMENTAL						
Professional service:						
Grade 8. Chief medical officer (superintendent).....	1	\$9,000	1	\$9,000	1	\$9,000
Grade 7. Head medical officer.....	1	7,000	1	7,000	1	7,000
Grade 6. Principal medical officer.....	6	5,900	6	5,900	6	5,900
Grade 5. Senior medical officer.....	10.3	4,840	10.3	4,840	10.3	4,840
Senior scientist.....	2	4,900	2	4,900	2	4,900
Grade 4. Medical officer.....	3	3,867	3	3,867	3	3,867
Dentist.....	1	3,800	1	3,800	1	3,800
Grade 3. Associate engineer.....	2	3,700	2	3,700	2	3,700
Associate medical officer.....	3	3,267	3	3,267	3	3,267
Associate scientist.....	1	3,500	1	3,500	1	3,500
Grade 2. Assistant medical officer.....	4	2,625	4	2,625	3.7	2,625
Assistant scientist.....					1	2,600
Grade 1. Junior medical officer (interne).....	15	2,000	15	2,000	14.6	2,000
Subprofessional service:						
Grade 8. Chief engineering aid.....	1	2,600	1	2,600	1	2,600
Superintendent of nurses.....	1	2,700	1	2,700	1	2,700
Grade 7. Principal scientific aid.....	1	2,400	1	2,400	1	2,400
Principal social-service worker.....	1	2,600	1	2,600	1	2,600
Chief dietitian.....	1	2,700	1	2,700	1	2,700
Principal library assistant.....	1	2,600	1	2,600	1	2,600
Chief occupational therapy aid.....	1	2,800	1	2,800	0.9	2,800
Training assistant.....	1	2,500	1	2,500	1	2,500
Grade 6. Senior medical technician.....	2	2,200	2	2,200	2.1	2,190
Assistant chief occupational therapy aide.....	1	2,300	1	2,300	0.9	2,300
Senior pharmacist.....	1	2,000	1	2,000	1	2,000
Assistant chief nurse.....	5	2,200	5	2,200	5	2,200
Senior social-service worker.....	2	2,100	2	2,100	1.8	2,100
Assistant chief dietitian.....	7	2,100	7	2,100	7	2,100
Grade 5. Medical technician.....	2	1,890	2	1,890	2	1,890
Head nurse.....	5	1,800	5	1,800	5	1,800
Hospital supervisor.....	23	1,933	23	1,933	22.7	1,933
Foreman gardener.....	1	1,800	1	1,800	1	1,800
Grade 4. Head gardener.....	1	1,800	1	1,800	1	1,800
Psychiatric nurse.....	73	1,759	73	1,759	73.2	1,757
Physio-therapy aid.....	5	1,800	5	1,800	5	1,800
Occupation-therapy aid.....	13	1,763	13	1,763	13	1,763
Senior dental hygienist.....	2	1,830	2	1,830	2	1,830
Nurse.....	45	1,620	25	1,620	21	1,627
Junior library assistant.....	1	1,620	1	1,620	1	1,620
Grade 3. Gardener.....	1	1,440	1	1,440	1	1,440
Junior psychiatric nurse.....	99	1,519	79	1,520	80.2	1,503
Junior medical technician.....	2	1,560	2	1,560	2	1,560
Grade 2. Assistant gardener.....	1	1,380	1	1,380	1	1,380
Hospital attendant.....	578	1,337	612	1,337	561.2	1,340
Occupational-therapy aid.....	1	1,320	1	1,320	1	1,320
Clerical, administrative, and fiscal service:						
Grade 14. Executive officer.....	1	7,000	1	7,000	1	7,000
Grade 8. Administrative assistant.....	4	3,050	4	3,050	4	3,050
Grade 7. Junior administrative assistant.....	2	3,000	2	3,000	2	3,000
Grade 6. Principal clerk.....	1	2,600	1	2,600	1	2,600
Grade 5. Senior clerk.....	2	2,200	2	2,200	2	2,200
Head stenographer.....	1	2,200	1	2,200	1	2,200
Senior clerk-stenographer.....	3	2,200	3	2,200	3	2,200
Grade 4. Clerk.....	6	1,970	6	1,970	6	1,970
Photographer.....	1	1,860	1	1,860	1	1,860
Grade 3. Assistant clerk.....	8	1,770	8	1,770	8	1,770
Senior stenographer.....	7	1,808	7	1,808	6.9	1,811
Grade 2. Junior clerk.....	6	1,570	6	1,570	5.9	1,570
Junior stenographer.....	3	1,540	3	1,540	3	1,540
Senior typist.....	6	1,440	6	1,440	6	1,440
Grade 1. Underoperator office devices.....	4	1,410	4	1,410	3.4	1,410
Underclerk.....					0.7	1,260
Custodial service:						
Grade 9. Chief supervisor of domestic attendants.....	1	2,700	1	2,700	0.9	2,700
Assistant mechanical superintendent.....	1	2,300	1	2,300	1	2,300
Grade 8. Principal supervisor of domestic attendants.....	1	2,300	1	2,300	1	2,300
Principal mechanic.....	1	2,100	1	2,100	1	2,100
Grade 7. Senior mechanic.....	21	2,000	21	2,000	20.5	2,000
Assistant chief guard.....	1	2,100	1	2,100	1	2,100
Senior supervisor of domestic attendants.....	2	2,100	2	2,100	2	2,100
Grade 6. Mechanic.....	60	1,786	60	1,786	59.5	1,814
General foreman of laborers.....	2	1,860	2	1,860	1	1,860
Supervisor of domestic attendants.....					1	1,860
Head guard.....	1	1,740	1	1,740	1	1,740

Saint Elizabeths Hospital—Continued.

By objects	Obligations					
	Estimate, 1935		Estimate, 1934		Actual, 1933	
	Posi- tions	Av. salary	Posi- tions	Av. salary	Posi- tions	Av. salary
PERSONAL SERVICES, DEPARTMENTAL—CON.						
Custodial service—Continued.						
Grade 5. Foreman of laborers.....	4	\$1,605	4	\$1,605	5	\$1,584
Senior domestic attendant.....	20	1,590	20	1,590	19.1	1,595
Junior mechanic.....	19	1,626	19	1,626	18.5	1,632
Principal guard.....	4	1,590	4	1,590	4	1,590
Grade 4. Assistant foreman of laborers.....	5	1,428	5	1,428	5	1,428
Undermechanic.....	32	1,395	32	1,395	30.5	1,393
Senior guard.....	8	1,448	8	1,448	8.5	1,438
Junior domestic attendant.....	7	1,323	7	1,323	7	1,323
Grade 3. Under domestic attendant.....	43	1,278	43	1,278	46.4	1,298
Minor mechanic.....	29	1,359	29	1,359	28.9	1,359
Senior laborer.....	56	1,277	56	1,277	56.6	1,277
Grade 2. Junior laborer.....	42	1,204	42	1,204	43	1,204
Minor domestic attendant.....	126	1,157	126	1,157	119.2	1,163
Assistant messenger.....	2	1,140	2	1,140	2	1,140
Total permanent, classified.....	1,471.3		1,465.3		1,407.1	
	2,269,206		2,252,425		2,178,306	
Personal services, not classified:						
Veterinarian.....	1	1,600	1	1,600	1	1,600
Organist.....	1	80	1	80	1	80
Musician.....	5	90	5	90	5	90
Chaplain.....	5	100	5	100	5	100
Student nurse.....	50	288	50	288	63	288
Miscellaneous.....	10	70	10	65	8	107
Total permanent, not classified.....	72	17,730	72	17,680	83	21,630
Total permanent, departmental.....	1,543.3		1,537.3		1,490	
	2,286,936		2,270,105		2,199,936	
Temporary employees, departmental.....		14,400		14,400		9,562
All personal services, departmental.....	2,301,336		2,284,505		2,209,498	
Deduct quarters and subsistence furnished.....		8,636		8,636		7,703
Total.....	2,292,700		2,275,869		2,201,795	
Deduct legislative reductions.....	234,343		342,675		224,669	
01 Personal services (net).....	2,058,357		1,933,194		1,977,126	
OTHER OBLIGATIONS						
Supplies and materials:						
020 Stationery and office supplies.....	25,000		25,000		22,058	
021 Medical and hospital supplies.....	24,000		22,500		18,219	
022 Scientific and educational supplies.....	2,000		1,225		1,020	
023 Fuel.....	140,000		130,000		121,093	
024 Wearing apparel and sewing supplies.....	135,000		100,000		81,550	
025 Forage and other supplies for animals.....	70,000		60,000		33,263	
026 Provisions.....	438,523		460,000		390,203	
027 Powder, projectiles, and explosives.....					10	
028 Sundry supplies.....	90,000		80,000		63,849	
029 Materials (not specifically allocated at time of purchase).....	52,000		30,000		29,303	
02 Total supplies and materials.....	976,523		908,725		760,568	
05 Communication service.....	3,000		3,000		2,444	
06 Traveling expenses.....	1,500		1,500		1,340	
07 Transportation of things.....	1,000		500		1,014	
10 Furnishing of heat, light, power, water, and electricity (service).....	1,000		1,000		534	
12 Repairs and alterations.....	1,500					
13 Special and miscellaneous current expenses.....	2,000		1,500		1,204	
Equipment:						
3000 Passenger-carrying vehicles.....	2,000		3,000			
3010 Furniture, furnishings, and fixtures.....	110,000		100,000		83,518	
3020 Educational, scientific, and recreational equipment.....	2,000		2,000		2,001	
3040 Livestock, etc.....	3,000		3,500		2,315	
3050 Other equipment.....	60,000		50,000		34,298	
30 Total equipment.....	177,000		158,500		122,132	
53 Refunds of awards and indemnities.....	206		500		378	
Total other obligations.....	1,163,729		1,075,225		889,614	
Grand total obligations.....	3,222,086		3,008,419		2,866,740	
Received by transfer from—						
Miscellaneous revenues collected.....	45,000		45,000		45,452	
District of Columbia.....	1,874,092		1,753,825		1,923,265	
U.S. Veterans' Administration.....	83,346		104,637		218,648	
U.S. Public Health Service.....	74,369		67,890		81,968	
U.S. Soldiers' Home.....	20,823		20,367		14,714	
Bureau of Indian Affairs ("Conservation of health among Indians").....	59,495					
Net total obligations.....	1,064,961		1,016,700		582,693	
Estimated savings and unobligated balances.....			100,000		662,960	
Total estimate or appropriation.....	1,064,961		1,116,700		1,245,653	

National Industrial Recovery, Interior, Saint Elizabeths Hospital—

By objects	Obligations		
	Estimate, 1935	Estimate, 1934	Actual, 1933
Replacement of boilers and remodeling power plant (additional)			
30 Equipment.....		\$80,000	
Received by transfer from Federal Emergency Administration of Public Works.....		-80,000	
Total estimate or appropriation.....			

Female Receiving Building, Saint Elizabeths Hospital—

For beginning the construction and equipment of a female receiving building, including not to exceed \$15,000 for preparation of plans and specifications and advertising for proposals, there is hereby made available not to exceed \$250,000 of the unexpended balance of the appropriation of \$750,000 for completing the construction and equipment of the male receiving building contained in the Interior Department Appropriation Act for the fiscal year 1932; and the Secretary of the Interior is authorized to enter into contract, or contracts, for such construction and equipment at a cost not to exceed \$750,000 (U.S.C., title 24, secs. 161-179; act Feb. 17, 1933, 47 Stat., p. 857).

National Industrial Recovery, Interior, St. Elizabeths Hospital—

By objects	Obligations		
	Estimate, 1935	Estimate, 1934	Actual, 1933
<i>Female Receiving Building</i>			
Temporary employees.....		\$26,000	
Deduct legislative reductions.....		2,043	
01 Personal services (net).....		23,957	
OTHER OBLIGATIONS			
32 Structures.....		724,000	
Total obligations.....		747,957	
Received by transfer from Federal Emergency Administration of Public Works.....		-750,000	
Estimated savings.....		+2,043	
Total estimate or appropriation.....			
<i>Reconditioning of structures</i>			
01 Temporary employees.....		67,240	
OTHER OBLIGATIONS			
02 Supplies and materials.....		32,760	
Net total obligations.....		100,000	
Received by transfer from Federal Emergency Administration of Public Works.....		-100,000	
Total estimate or appropriation.....			

Trust funds:

Pension Money, Saint Elizabeths Hospital (U.S.C., title 24, secs. 161-165).

Estimate 1935, **\$20,000** Appropriated 1934, **\$295,000**

5250 Refunds to and support of patients: Obligations—1935, \$20,000; 1934, \$135,000; 1933, \$157,624.

Personal Funds of Patients, Saint Elizabeths Hospital (U.S.C., title 24, secs. 161-165).

Estimate 1935, **\$140,000** Appropriated 1934, **\$155,000**

5240 Refunds to patients: Obligations—1935, \$140,000; 1934, \$145,000; 1933, \$143,839

Total, Saint Elizabeths Hospital, trust funds:

Estimate 1935, **\$160,000** Appropriated 1934, **\$450,000**

Total, Saint Elizabeths Hospital, general and trust funds:

Estimate 1935, **\$1,224,961** Appropriated 1934, **\$1,566,700**

COLUMBIA INSTITUTION FOR THE DEAF*Columbia Institution for the Deaf—*

For support of the institution, including salaries and incidental expenses, books and illustrative apparatus, and general repairs and improvements, **[\$122,200] \$119,600 (U.S.C., title 24, secs. 231-250; act Feb. 17, 1933, 47 Stat., p. 857).**

Annual appropriation, general fund:

Estimate 1935, **\$119,600**

Appropriated 1934, **\$122,200**

By objects	Obligations					
	Estimate, 1935		Estimate, 1934		Actual, 1933	
	Posi- tions	Av. salary	Posi- tions	Av. salary	Posi- tions	Av. salary
PERSONAL SERVICES						
(Not under Classification Act)						
President.....	1	\$7,200	1	\$7,200	1	\$7,200
Vice president.....	1	4,080	1	4,080	1	4,080
Professor (resident).....	5	3,564	5	3,564	5	3,564
Assistant professor (resident).....	3	2,637	3	2,637	3	2,637
Assistant professor (nonresident).....	1	2,000	1	2,000	1	2,000
Instructor, college (resident).....	4	1,675	4	1,675	4	1,675
Instructor, college (nonresident).....	2	1,883	2	1,883	2	1,883
Principal, Kendall School.....	1	2,980	1	2,980	1	2,980
Teachers, Kendall School (resident).....	2	1,400	2	1,400	2	1,400
Teachers, Kendall School (nonresident).....	8	1,657	8	1,657	8	1,657
Disbursing agent.....	1	3,600	1	3,600	1	3,600
President's secretary, bookkeeper, store-keeper, and telephone operator.....	4	1,166	4	1,166	4	1,166
Matron, matron's assistant, supervisor.....	6	1,163	6	1,163	6	1,163
Cook, chambermaid, waitress, kitchen boy, and charwoman.....	15	943	15	943	15	943
Laundress, seamstress.....	5	772	5	772	5	772
Janitor.....	3	1,080	3	1,080	3	1,080
Night watchman.....	1	975	1	975	1	975
Master of shop.....	1	2,100	1	2,100	1	2,100
Carpenter's assistant.....	1	1,392	1	1,392	1	1,392
Engineer.....	3	1,680	3	1,680	3	1,680
Farm manager.....	1	2,180	1	2,180	1	2,180
Gardener.....	1	1,800	1	1,800	1	1,800
Dairymen, lawn hand, farm hand.....	6	1,100	6	1,100	6	1,100
Driver.....	1	1,092	1	1,092	1	1,092
Fees for medical and dental services.....		2,032		1,432		1,432
Total permanent.....	77	126,871	77	126,271	77	126,271
Wages for temporary employees (miscellaneous mechanics, laborers, and student helpers).....		5,079		5,679		6,194
All personal services.....		131,950		131,950		132,465
Deduct subsistence and quarters furnished.....		25,950		25,950		25,950
		106,000		106,000		106,515
Deduct legislative reductions.....		8,400		14,542		7,610
01 Total personal services (net).....		97,600		91,458		98,905
OTHER OBLIGATIONS						
02 Supplies and materials.....		36,500		36,500		35,039
03 Subsistence and support of persons.....		50		50		47
04 Subsistence and care of animals.....		10		10		11
05 Communication Service.....		1,800		1,800		1,797
06 Traveling expenses.....		200		200		200
07 Transportation of things.....		90		90		89
08 Printing and binding.....		240		240		235
09 Advertising and publication of notices.....		4		4		4
10 Furnishing heat, light, etc.....		400		400		395
11 Rents.....		320		320		320
12 Repairs and alterations.....		19,600		20,600		20,568
13 Special and miscellaneous.....		286		286		278
30 Equipment.....		4,450		4,950		4,556
33 Stores purchased for resale.....		1,550		1,550		1,547
Total, other obligations.....		65,500		67,000		65,086
Grand total, obligations.....		163,100		158,458		163,991
Received from District of Columbia account.....		-32,500		-32,000		-31,500
Expenses met by corporation from private sources.....		-11,000		-11,000		-12,101
Net total, obligations.....		119,600		115,458		120,390
Estimated savings and unobligated balances.....				6,742		7,610
Total estimate or appropriation.....		119,600		122,200		128,000
BY PROJECTS						
Administration.....		17,300		16,800		17,273
Repairs and maintenance of buildings.....		15,800		15,700		17,155
Farm.....		13,700		13,400		13,707
Gallaudet College.....		46,800		45,600		47,363
Heat, light, and power.....		11,300		10,800		11,011
Kendall School.....		20,900		20,900		21,418
Laundry.....		2,400		2,300		2,422
Print shop.....		3,300		2,800		3,181
Maintenance of roads and grounds.....		10,000		9,800		10,095
Stores.....		6,000		5,700		5,792
Food supplies.....		14,000		13,100		13,027
Supplies purchased for resale.....		1,600		1,558		1,547
Total.....		163,100		158,458		163,991

National Industrial Recovery, Columbia Institution for the Deaf—

By objects	Obligations		
	Estimate, 1935	Estimate, 1934	Actual, 1933
12 Repairs and alterations.....		\$10,000	
Received by transfer from Federal Emergency Administration of Public Works.....		-10,000	
Total estimate or appropriation.....			

HOWARD UNIVERSITY*Howard University—*

Salaries: For payment in full or in part of the salaries of the officers, professors, teachers, and other regular employees of the university, the balance to be paid from privately contributed funds, **[\$412,500] \$405,000**, of which sum not less than \$2,200 shall be used for normal instruction (U.S.C., title 20, sec. 122; act Feb. 17, 1933, 47 Stat., p. 857).

Estimate 1935, **\$405,000**

Appropriated 1934, **\$412,500**

By objects	Obligations					
	Estimate, 1935		Estimate, 1934		Actual, 1933	
	Posi- tions	Av. salary	Posi- tions	Av. salary	Posi- tions	Av. salary
PERSONAL SERVICES						
(Not under Classification Act)						
President.....	1	\$8,000	1	\$8,000	1	\$8,000
Secretary-treasurer.....	1	3,000	1	3,000	1	3,000
Secretary.....	1	6,000			1	3,000
Treasurer.....	1	4,500			1	2,250
Assistant treasurer.....	1	3,000				
Registrar.....	1	3,500	1	3,500	1	3,500
Librarian (acting).....	1	3,500	1	3,500	1	1,900
Dean.....	5	2,605	6	2,225	6	2,183
Acting dean.....			3	833	2	875
Vice dean.....	2	875	2	875	3	916
Director.....			3	592	2	550
Officers of instruction:						
Professor.....	48	2,998	48	2,998	48	2,831
Clinical professor.....	1	638			1	750
Associate professor.....	24	2,907	24	2,907	28	2,989
Assistant professor.....	46	2,161	46	2,161	40	2,200
Instructor.....	78	1,625	78	1,625	78	1,524
Instructor (summer session).....					26	411
Clinical instructor.....	9	450	9	450	6	466
Assistant.....			6	871	9	782
Lecturer.....	1	700	1	700	3	300
Assistants in instruction:						
Clinical assistant.....					7	250
Temporary assistant.....					8	754
University fellow.....			2	2,000	2	2,000
Fellow.....	28	150	28	285	42	427
Student assistant.....	3	318	3	318	3	318
Administrative staff:						
Assistant to president.....			1	2,300	1	500
Placement officer.....			1	3,500		
Assistant to the president (special).....			1	2,650	1	1,325
Superintendent of buildings and grounds.....	1	3,500	1	3,500	1	3,500
Draftsman.....	1	2,800	1	2,800	1	2,800
Publicity director.....			1	2,650	1	2,650
Alumni secretary.....			1	2,000		
University physician.....	1	3,000	1	3,000	1	3,000
Assistant university physician.....	1	1,250	2	1,250	2	1,300
Purchasing agent.....	1	2,000	1	2,000	1	2,000
Controller.....			1	3,600	1	3,600
Budget director.....			1	4,500	1	2,250
Cashier.....	1	2,000	1	2,000	1	2,000
Assistant cashier.....	1	1,500	1	1,500	1	1,500
Secretary to the president.....	1	2,000	1	2,000	1	2,000
Head bookkeeper.....	1	1,800	1	1,800	1	1,800
Bookkeeper.....	5	1,251	3	1,280	3	1,493
Secretarial and clerical.....	58	1,157	58	1,157	61	1,029
Library assistant.....	12	1,322	11	1,322	11	1,375
Dietician.....			1	2,000	1	2,000
Preceptress, matron, caretaker.....	19	846	19	846	13	861
Nurse.....	4	1,250	4	1,250	4	1,250
Printer.....			6	1,487	6	1,186
Technician.....	12	1,110	9	1,110	9	1,052
Diener.....	3	751				
Assistant football coach.....	2	250	2	250	3	225
Annuitant.....	8	706	8	926	7	854
Total permanent.....	380	664,846	425	691,533	453	674,965
Deduct legislative reductions.....		45,000		65,000		68,388
01 Total cash paid salaries and wages.....		619,846		626,533		606,577
Payments received from private sources.....		-214,846		-241,533		-193,390
Net total obligations.....		405,000		385,000		413,187
Estimated savings and unobligated balances.....				27,500		36,817
Total estimate or appropriation.....		405,000		412,500		450,000

General expenses: For equipment, supplies, apparatus, furniture, cases and shelving, stationery, ice, repairs to buildings and grounds, and for other necessary expenses, including reimbursement to the appropriation for Freedmen's Hospital of actual cost of heat and light furnished, **[\$220,000] \$200,000** (U.S.C., title 20, sec. 122; act Feb. 17, 1933, 47 Stat., p. 857).

Estimate 1935, **\$200,000**

Appropriated 1934, **\$220,000**

By objects	Obligations		
	Estimate, 1935	Estimate, 1934	Actual, 1933
Supplies and materials:			
0200 Stationery and office supplies.....	\$6, 771	\$6, 771	\$5, 072
0220 Scientific and educational supplies.....	33, 973	33, 973	16, 812
0230 Fuel.....	3, 000	6, 000	1, 516
0260 Provisions (dining hall).....	22, 986	22, 986	16, 020
02 Total supplies and materials.....	66, 730	69, 730	39, 422
05 Communication service.....	5, 407	5, 407	6, 221
06 Travel expenses.....	10, 080	10, 080	8, 198
08 Printing and binding.....	15, 883	15, 883	14, 082
09 Advertising and publicity.....	2, 309	2, 309	4, 387
12 Repairs and alterations (including labor for cleaning).....	116, 336	138, 791	113, 121
Equipment:			
3010 Furniture and fixtures.....	23, 200	23, 200	8, 317
3020 Educational equipment.....	48, 505	48, 505	13, 172
3022 Scientific equipment.....	33, 304	41, 270	27, 481
3050 Other equipment.....	7, 500	7, 500	821
30 Total equipment.....	112, 509	120, 475	49, 793
Sundry interest.....	6, 000	6, 000	7, 736
Loss on endowment securities.....			15, 213
Auditing expenses.....	2, 500	2, 500	2, 841
Commutation.....	5, 050		4, 781
Insurance.....	5, 120	5, 120	4, 999
Student aid and scholarships.....	10, 150	3, 556	11, 277
Fellowships.....			17, 949
Commencement expenses.....	2, 284	2, 284	2, 246
Wages.....	24, 950	24, 950	24, 950
Postage.....	3, 500		3, 440
Athletics.....	10, 000	10, 000	4, 065
Bad debts.....			2, 873
Membership fees.....		603	740
Legal expenses.....	2, 000		1, 079
Entertainment of guests.....			680
Religious expenses.....			872
Miscellaneous.....		2, 120	3, 857
Reimbursement to Freedmen's Hospital for heat, light, and power.....	57, 582	57, 582	40, 129
Total general expenses.....	458, 390	477, 390	385, 561
Deduct legislative reductions.....	6, 000	25, 000	6, 657
Grand total obligations.....	452, 390	452, 390	378, 904
Deduct payments from private sources.....	252, 390	252, 390	160, 561
Net total obligations.....	200, 000	200, 000	218, 343
Estimated savings and unobligated balances.....		20, 000	6, 657
Total estimate or appropriation.....	200, 000	220, 000	225, 000

Heat, Light, and Power Plant, Howard University—

For construction and completion of a heat, light, and power plant, at Howard University, **\$460,000**, to be immediately available (U.S.C., title 20, sec. 122; act Feb. 17, 1933, 47 Stat., p. 857).

Appropriated 1934, **\$460,000**

By objects	Obligations		
	Estimate, 1935	Estimate, 1934	Actual, 1933
Temporary employees.....		\$15, 000	
Deduct legislative reductions.....		2, 250	
Net total obligations.....		12, 750	
Estimated savings and unobligated balances.....		447, 250	
Total estimate or appropriation.....		460, 000	

National Industrial Recovery, Interior, Howard University—

By objects	Obligations		
	Estimate, 1935	Estimate, 1934	Actual, 1933
32 Structures.....	\$1, 163, 090	\$1, 115, 721	
1934 appropriation obligated in 1935.....	-1, 163, 090	+1, 163, 090	
Received by transfer from Federal Emergency Administration of Public Works.....		-2, 278, 811	
Total estimate or appropriation.....			

Total, Howard University, **[\$1,092,500] \$605,000**.

Annual appropriations, general fund:

Estimate 1935, **\$605,000**

Appropriated 1934, **\$1,092,500**

FREEDMEN'S HOSPITAL

Freedmen's Hospital—

For officers and employees and compensation for all other professional and other services that may be required and expressly approved by the Secretary of the Interior, **[\$199,270] \$187,570**; for subsistence, fuel and light, clothing, to include white duck suits and white canvas shoes for the use of internes, and rubber surgical gloves, bedding, forage, medicine, medical and surgical supplies, surgical instruments, electric lights, repairs, replacement of X-ray apparatus, furniture, purchase, at not to exceed \$650, of one passenger-carrying automobile, and maintenance and operation of passenger-carrying vehicles, including not exceeding \$300 for the purchase of books, periodicals, and newspapers; and not to exceed \$1,200 for the special instruction of pupil nurses, and other absolutely necessary expenses, **[\$76,860] \$70,580**; in all, for Freedmen's Hospital, **[\$276,130] \$258,150**, of which amount one-half shall be chargeable to the District of Columbia and paid in like manner as other appropriations of the District of Columbia are paid (U.S.C., title 24, secs. 261-263; act Feb. 17, 1933, 47 Stat., pp. 857-858).

Annual appropriation, general fund:

Estimate 1935, **\$258,150**

Appropriated 1934, **\$276,130**

By objects	Obligations					
	Estimate, 1935		Estimate, 1934		Actual, 1933	
PERSONAL SERVICES, DEPARTMENTAL	Posi-	Av.	Posi-	Av.	Posi-	Av.
Professional service:	tions	salary	tions	salary	tions	salary
Grade 6. Senior medical officer (surgeon in chief).....	1	\$6, 200	1	\$6, 200	1	\$6, 200
Grade 4. Medical officer (resident assistant surgeon).....	1	3, 800	1	3, 800	1	3, 800
Grade 3. Associate medical officer (roentgenologist).....	1	3, 200	1	3, 200	1	3, 200
Grade 2. Assistant medical officer (pathologist).....	1	2, 600	1	2, 600	1	2, 600
Assistant medical officer (resident physician).....	1	2, 600	1	2, 600	1	2, 600
Grade 1. Junior medical officer (anesthetist).....	1	2, 000	1	2, 000	1	2, 000
Junior medical officer (assistant anesthetist).....	1	2, 000	1	2, 000	1	2, 000
Subprofessional service:						
Grade 7. Chief nurse (superintendent of nurses).....	1	2, 400	1	2, 400	1	2, 400
Grade 6. Senior pharmacist (pharmacist).....	1	2, 000	1	2, 000	1	2, 000
Assistant chief dietitian (dietitian).....	1	2, 000	1	2, 000	1	2, 000
Senior social worker (social service worker).....	1	2, 000	1	2, 000	1	2, 000
Senior education instructor (educational instructor).....	1	2, 000	1	2, 000	1	2, 000
Grade 5. Head nurse (assistant superintendent nurses).....	2	1, 830	2	1, 830	2	1, 830
Medical technician (assistant laboratorian).....	3	1, 820	3	1, 840	3	1, 840
Head dietitian (assistant dietitian).....	2	1, 800	2	1, 800	2	1, 800

Freedmen's Hospital—Continued.

By objects	Obligations					
	Estimate, 1935		Estimate, 1934		Actual, 1933	
	Posi- tions	Av. salary	Posi- tions	Av. salary	Posi- tions	Av. salary
PERSONAL SERVICES, DEPARTMENTAL—CON.						
Subprofessional service—Continued.						
Grade 5. Educational assistant (educa- tional instructor).....	1	\$1,800	1	\$1,800	1	\$1,800
Social service worker (assistant social service worker).....	1	1,800	1	1,800	1	1,800
Grade 4. Assistant pharmacist (assistant pharmacist).....	1	1,680	1	1,680	1	1,680
Nurse (head nurse).....	20	1,620	20	1,620	20	1,620
Assistant hospital supervisor (night supervisor).....	2	1,620	2	1,620	2	1,620
Grade 2. Hospital attendant (orderly).....	2	1,290	2	1,290	2	1,290
Clerical, administrative, and fiscal service:						
Grade 5. Senior clerk (chief clerk).....	1	2,400	1	2,400	1	2,400
Grade 4. Clerk (storekeeper).....	1	1,800	1	1,800	1	1,800
Grade 3. Assistant clerk (clerk).....	1	1,620	1	1,620	1	1,620
Grade 2. Junior clerk-stenographer.....	4	1,530	4	1,530	4	1,530
Junior clerk-typist.....	5	1,488	5	1,488	5	1,488
Grade 1. Underoperator (telephone op- erator).....	3	1,300	3	1,300	3	1,300
Custodial service:						
Grade 9. Assistant mechanical superin- tendent (chief engineer and electrician).....	1	2,300	1	2,300	1	2,300
Grade 6. Mechanic (assistant engineer).....	1	1,680	1	1,680	1	1,680
Mechanic (plumber).....	1	1,800	1	1,800	1	1,800
Mechanic (carpenter).....	1	1,680	1	1,680	1	1,680
Mechanic (painter).....	1	1,680	1	1,680	1	1,680
Grade 5. Junior mechanic (assistant engi- neer).....	1	1,740	1	1,740	1	1,740
Junior mechanic (assistant engi- neer).....	1	1,560	1	1,560	1	1,560
Senior domestic attendant (housekeeper).....	1	1,500	1	1,500	1	1,500
Grade 4. Under mechanic (fireman).....	7	1,414	7	1,414	7	1,414
Junior domestic attendant (assistant housekeeper).....	1	1,320	1	1,320	1	1,320
Junior domestic attendant (head laundryman).....	1	1,320	1	1,320	1	1,320
Junior domestic attendant (head cook).....	1	1,440	1	1,440	1	1,440
Grade 3. Minor mechanic (driver).....	2	1,260	2	1,260	2	1,260
Under domestic attendant (laundryman).....	2	1,200	2	1,200	2	1,200
Under domestic attendant— Seamstress.....	1	1,200	1	1,200	1	1,200
Second cook.....	1	1,440	1	1,440	1	1,440
Third cook.....	1	1,260	1	1,260	1	1,260
Night cook.....	1	1,200	1	1,200	1	1,200
Laborer.....	1	1,200	1	1,200	1	1,200
Grade 2. Minor domestic attendant— Cook.....	1	1,140	1	1,140	1	1,140
Kitchen helper.....	5	1,080	5	1,080	5	1,080
Laborer.....	4	1,125	4	1,125	4	1,125
Laundress.....	10	1,080	10	1,080	10	1,080
Maid.....	15	1,080	15	1,080	15	1,080
Night orderly.....	5	1,128	5	1,128	5	1,128
Orderly.....	13	1,080	13	1,080	13	1,080
Waiter.....	5	1,080	5	1,080	5	1,080
Not allocated:						
Interne.....	27	480	27	480	27	480
Pupil nurse.....	108	480	108	480	108	480
Total permanent, departmental.....	281	279,360	281	279,480	281	279,480
Deduct lapses and administrative furloughs.....		860		2,500		11,151
Net permanent, departmental.....		278,500		276,980		268,329
Temporary employees, departmental:						
All personal services, departmental.....		278,500		276,980		269,649
Deduct subsistence and quarters furnished.....		63,080		61,580		73,642
		215,420		215,400		196,007
Deduct legislative reductions.....		27,850		41,547		24,384
01 Personal services (net).....		187,570		173,853		171,623

Freedmen's Hospital—Continued.

By objects	Obligations		
	Estimate, 1935	Estimate, 1934	Actual, 1933
OTHER OBLIGATIONS			
02 Supplies and materials.....	\$105,000	\$109,000	\$107,463
05 Communication service.....	1,700	1,800	1,792
06 Travel expenses.....	50	60	45
07 Transportation.....	40	50	21
09 Advertising.....			
10 Electricity.....	80	100	80
12 Repairs and alterations.....	9,000	10,000	27,571
13 Special and miscellaneous current ex- penses.....	1,060	1,200	1,896
30 Equipment.....	5,000	6,000	17,308
32 Structures.....			69,813
53 Refunds.....	250	250	209
Total other obligations.....	122,180	128,460	226,198
Grand total.....	309,750	302,313	397,821
Received by transfer from—			
"Salaries and expenses" Veterans' Ad- ministration.....			—8,568
Howard University "General expenses".....	—37,000	—37,000	—37,279
Deduct pay patient collections.....	—15,000	—15,000	—15,559
1932 balance available for 1933.....			—75,053
Transferred to "Salaries and expenses, Bu- reau Agricultural Economics," Depart- ment of Agriculture.....	+400	+400	+360
Unobligated balance.....		+25,417	+31,758
Total estimate or appropriation.....	258,150	276,130	293,480

National Industrial Recovery, Interior, Freedmen's Hospital—

By objects	Obligations		
	Estimate, 1933-35	Estimate, 1934	Actual, 1933
01 Personal services (supervisor of con- struction).....		\$5,300	
32 Structures and parts.....		79,700	
Total obligations.....		85,000	
Received by transfer from Federal Emer- gency Administration of Public Works.....		—85,000	
Total estimate or appropriation.....			

SEC. 2. Appropriations herein made for field work under the General Land Office, the Bureau of Indian Affairs, the Bureau of Reclamation, the Geological Survey, and the [National Park Service] Office of National Parks, Buildings, and Reservations shall be available for the hire, with or without personal services, of work animals and animal-drawn and motor-propelled vehicles and equipment (act Feb. 17, 1933, 47 Stat., p. 858).

Total under Department of the Interior:

Estimate 1935, \$46,712,506 Appropriated 1934, \$68,718,911.67

DEPARTMENT OF JUSTICE

Summary of estimates of appropriations for the fiscal year 1935 compared with appropriations for the fiscal year 1934

Classification of appropriations	ESTIMATES, 1935			APPROPRIATIONS, 1934		
	General fund	Special funds	Total	General fund	Special funds	Total
Annual.....	\$31,165,804		\$31,165,804	\$41,231,835		\$41,231,835
Permanent.....						
Trust and contributed funds.....			31,165,804 785,000			41,231,835 800,000
Total estimates and appropriations.....			31,950,804			42,031,835

OFFICE OF THE ATTORNEY GENERAL

Salaries, Department of Justice—

Salaries: For the Attorney General, Solicitor General, Assistant to the Attorney General, and other personal services in the District of Columbia, [including the Solicitors of the Treasury, Commerce, and Labor Departments, and the office forces of the Solicitors of the Treasury, Commerce, and Labor Departments; \$1,134,000] \$1,044,230 [Provided, That in expending appropriations or portions of appropriations, contained in this Act, for the payment for personal services in the District of Columbia in accordance with the Classification Act of 1923, as amended, with the exception of the four Assistant Secretaries of State and the legal adviser of the Department of State, the Assistant to the Attorney General and six Assistant Attorneys General, the Assistant Secretaries of Commerce, the Assistant Secretary and the Second Assistant Secretary of Labor, the average of the salaries of the total number of persons under any grade in any bureau, office, or other appropriation unit shall not at any time exceed the average of the compensation rates specified for the grade by such Act, as amended: *Provided*, That this restriction shall not apply (1) to grades 1, 2, 3, and 4 of the clerical-mechanical service, or (2) to require the reduction in salary of any person whose compensation was fixed as of July 1, 1924, in accordance with the rules of section 6 of such Act, (3) to require the reduction in salary of any person who is transferred from one position to another position in the same or different grade in the same or a different bureau, office, or other appropriation unit, or (4) to prevent the payment of a salary under any grade at a rate higher than the maximum rate of the grade when such higher rate is permitted by the Classification Act of 1923, as amended, and is specifically authorized by other law, or (5) to reduce the compensation of any person in a grade in which only one position is allocated] (U.S.C., title 5, secs. 3, 293, 294, 295, 661-673; U.S.C., Supp. VI, title 5, secs. 673-678; act Mar. 1, 1933, 47 Stat., p. 1379).

Estimate 1935, \$1,044,230

Appropriated 1934, \$1,134,000

By objects	Obligations					
	Estimate, 1935		Estimate, 1934		Actual, 1933	
	Posi- tions	Av. salary	Posi- tions	Av. salary	Posi- tions	Av. salary
PERSONAL SERVICES, DEPARTMENTAL						
Professional service:						
Grade 9. Attorney General.....	1	\$15,000	1	\$15,000	1	\$15,000
Solicitor General.....	1	10,000	1	10,000	1	10,000
Assistant to the Attorney General.....	1	9,000	1	9,000	1	9,000
Grade 8. Assistant Attorney General.....	5	8,000	5	8,000	6	8,167
Assistant Solicitor General.....	1	8,000	1	8,000		
Grade 7. Chief Attorney.....	16	6,750	16	6,750	18	6,750
Grade 6. Principal attorney.....	46	5,765	46	5,765	42	5,776
Grade 5. Senior attorney.....	24	4,742	24	4,742	22	4,755
Grade 4. Attorney.....	17	3,889	17	3,889	17	3,900
Librarian.....	1	3,800	1	3,800	1	3,800
Grade 3. Associate attorney.....	7	3,200	7	3,200	10	3,200
Associate librarian.....	1	3,200	1	3,200	1	3,200
Grade 2. Assistant attorney.....	10	2,630	10	2,630	11	2,627
Assistant librarian.....	1	3,000	1	3,000	1	3,000
Grade 1. Junior attorney.....	1	2,000	1	2,000	2	2,000
Subprofessional service:						
Grade 6. Assistant chief nurse.....	1	2,600	1	2,600	1	2,600
Grade 5. Library assistant.....	2	1,860	2	1,860	2	1,860
Grade 3. Under library assistant.....	1	1,440	1	1,440	1	1,440
Grade 1. Library aid.....	1	1,380	1	1,380	1	1,380
Clerical, administrative, and fiscal service:						
Grade 15. Executive officer.....	1	8,000	1	8,000	1	8,000
Grade 13. Senior administrative officer.....	1	5,600	1	5,600	1	5,600
Grade 11. Administrative officer.....	1	3,800	1	3,800	1	3,800

11724-33—47

Salaries, Department of Justice—Continued.

By objects	Obligations					
	Estimate, 1935		Estimate, 1934		Actual, 1933	
	Posi- tions	Av. salary	Posi- tions	Av. salary	Posi- tions	Av. salary
PERSONAL SERVICES, DEPARTMENTAL—CON.						
Clerical, administrative, and fiscal service—Continued.						
Grade 10. Junior administrative officer.....	1	\$3,500	1	\$3,500	1	\$3,500
Grade 9. Senior administrative assistant.....	6	3,300	6	3,300	6	3,300
Grade 7. Junior administrative assistant.....	12	2,700	12	2,700	14	2,686
Grade 6. Principal clerk.....	6	2,434	6	2,434	6	2,434
Grade 5. Senior clerk.....	6	2,133	6	2,133	8	2,125
Head stenographer.....	2	2,100	2	2,100	2	2,100
Senior clerk-stenographer.....	13	2,215	13	2,215	13	2,215
Grade 4. Clerk.....	11	1,833	11	1,833	11	1,833
Principal stenographer.....	21	1,874	21	1,874	21	1,874
Clerk-stenographer.....	12	1,890	12	1,890	12	1,890
Grade 3. Assistant clerk.....	31	1,722	31	1,722	32	1,719
Head typist.....	8	1,629	8	1,629	8	1,629
Senior stenographer.....	27	1,700	27	1,700	18	1,680
Assistant clerk-stenographer.....	3	1,840	3	1,840	4	1,785
Senior operator.....	1	1,740	1	1,740	1	1,740
Grade 2. Junior clerk.....	14	1,491	14	1,491	15	1,488
Senior typist.....	7	1,457	7	1,457	9	1,453
Junior stenographer.....	9	1,440	9	1,440	10	1,440
Junior clerk-typist.....	10	1,619	10	1,619	13	1,578
Junior clerk-stenographer.....	1	1,560	1	1,560	1	1,440
Underoperator.....	14	1,350	14	1,350	14	1,350
Grade 1. Under clerk.....	1	1,260	1	1,260	1	1,260
Underoperator.....	7	1,440	7	1,440	7	1,440
Custodial service:						
Grade 5. Chief messenger.....	1	1,740	1	1,740	1	1,740
Grade 3. Messenger.....	35	1,348	35	1,348	36	1,344
Senior laborer.....	5	1,368	5	1,368	5	1,368
Minor mechanic.....	3	1,360	3	1,360	3	1,360
Grade 2. Assistant messenger.....	4	1,155	4	1,155	5	1,140
Total permanent, departmental.....	412	1,196,660	412	1,196,660	420	1,203,540
Deduct lapses and administrative furloughs.....		36,400		47,000		79,682
Net permanent, departmental.....		1,160,260		1,149,660		1,123,858
Temporary employees, departmental.....						944
All personal services, departmental.....		1,160,260		1,149,660		1,124,802
Deduct legislative reductions.....		116,030		172,449		126,023
01 Personal services (net).....		1,044,230		977,211		998,779
Grand total obligations						
Received by transfer from—		1,044,230		977,211		998,779
“Fees of jurors and witnesses, United States courts”.....				—17,034		—155,000
Treasury Department.....				—65,127		
Transferred to—						
Treasury Department.....				+33,560		+33,210
Department of Commerce.....				+34,600		+34,240
Department of Labor.....				+30,420		+30,103
Net total obligations.....		1,044,230		993,630		941,332
Estimated savings and unobligated balances.....				140,370		192,668
Total estimate or appropriation.....		1,044,230		1,134,000		1,134,000
BY ACTIVITIES OR PROJECTS						
1. Office of the Attorney General.....		\$34,900		\$34,900		\$36,900
2. Office of the Solicitor General.....		97,860		97,860		101,880
3. Administrative Division.....		341,940		341,940		366,100
4. Antitrust Division.....		8,000		8,000		8,000
5. Criminal Division.....		295,340		295,340		198,680
6. Claims Division.....		223,240		223,240		279,620
7. Civil Division.....		70,000		70,000		75,000
8. Public Lands Division.....		125,380		125,380		136,780
Deduct lapses and administrative furlough.....		—152,430		—219,449		—204,761
Total.....		1,044,230		977,211		998,779

369

Books, Department of Justice—

For the purchase of law books, books of reference, and periodicals, including the exchange thereof, for the Department of Justice, **[\$7,500] \$8,500: Provided,** That not to exceed \$2 per volume shall be paid for the current and future volumes of the United States Code, Annotated (*act Mar. 1, 1933, 47 Stat., p. 1379*).

Estimate 1935, **\$8,500**Appropriated 1934, **\$7,500**

By objects	Obligations		
	Estimate, 1935	Estimate, 1934	Actual, 1933
30 Educational and scientific equipment.....	\$8,500	\$7,412	\$7,499
Received by transfer from "Fees of jurors and witnesses, United States courts".....		-1,092	
Transferred to—			
Treasury Department.....		+540	
Department of Commerce.....		+210	
Department of Labor.....		+430	
Net total obligations.....	8,500	7,500	7,499
Estimated savings and unobligated balance.....			1
Total estimate or appropriation.....	8,500	7,500	7,500

Contingent Expenses, Department of Justice—

For stationery, furniture and repairs, floor coverings not exceeding \$1,500, file holders and cases; miscellaneous expenditures, including telegraphing and telephones, postage, labor, typewriters and adding machines and the exchange thereof and repairs thereto, street-car fares not exceeding \$300, newspapers, press clippings, and other necessities ordered by the Attorney General; official transportation, including the repair, maintenance, and operation of six motor-driven passenger cars, two for the Attorney General, one for general use of the department, **[two] three** for the **[Bureau of Investigation, and one for the Bureau of Prohibition] Division of Investigation** for investigative work, delivery truck, and motorcycle, to be used only for official purposes, and purchase and repair of bicycles, \$85,000: **Provided,** That this appropriation may be reimbursed for expenditures in connection with cars herein authorized for the **[Bureau] Division of Investigation [and Bureau of Prohibition]** from the **[appropriations] appropriation** for the expenses of said **[bureaus] Division** when approved in writing by the Attorney General (*act Mar. 1, 1933, 47 Stat., p. 1379*).

Estimate 1935, **\$85,000**Appropriated 1934, **\$85,000**

By objects	Obligations		
	Estimate, 1935	Estimate, 1934	Actual, 1933
02 Supplies and materials.....	\$25,300	\$27,290	\$35,632
04 Care and storage of vehicles.....	400	400	560
05 Communication service.....	27,700	27,564	21,637
06 Travel expenses.....	300	300	270
07 Transportation of things.....	500	500	337
12 Repairs and alterations.....	3,500	3,425	4,988
13 Special and miscellaneous current expenses.....	2,000	2,000	2,265
30 Equipment.....	25,300	24,516	13,645
Total obligations.....	85,000	85,995	79,334
Received by transfer from—			
"Fees of jurors and witnesses, United States courts".....		-1,000	
Treasury Department.....		-500	
Transferred to—			
Treasury Department.....		+165	
Department of Commerce.....		+175	
Department of Labor.....		+165	
Net total obligations.....	85,000	85,000	79,334
Estimated savings and unobligated balance.....			666
Total estimate or appropriation.....	85,000	85,000	80,000

Rent of Buildings, Department of Justice—

[For rent of buildings and parts of buildings in the District of Columbia, \$122,000, if space can not be assigned by the Public Buildings Commission in buildings under the control of that commission] (*act Mar. 1, 1933, 47 Stat., p. 1379*).

Appropriated 1934, **\$122,000****Rent of Buildings, Department of Justice—Continued.**

By objects	Obligations		
	Estimate, 1935	Estimate, 1934	Actual, 1933
11 Rents.....		\$125,733	\$121,370
Received by transfer from "Fees of jurors and witnesses, United States courts".....		-6,500	
Transferred to Office of Public Buildings and Public Parks of the National Capital.....		+2,000	
Net total obligations.....		121,233	121,370
Estimated savings and unobligated balance.....		767	630
Total estimate or appropriation.....		122,000	122,000

Printing and Binding, Department of Justice and Courts—

For printing and binding for the Department of Justice and the courts of the United States, **[\$300,000] \$275,000** (*U.S.C., title 31, sec. 588; act Mar. 1, 1933, 47 Stat., p. 1379*).

Estimate 1935, **\$275,000**Appropriated 1934, **\$300,000**

By objects	Obligations		
	Estimate, 1935	Estimate, 1934	Actual, 1933
02 Letterheads and forms.....	\$64,000	\$75,000	\$69,305
08 Printing and binding.....	211,000	225,000	208,886
Total obligations.....	275,000	300,000	278,191
Estimated savings and unobligated balance.....			21,809
Total estimate or appropriation.....	275,000	300,000	300,000

Traveling and Miscellaneous Expenses, Department of Justice—

For traveling and other miscellaneous and emergency expenses, authorized and approved by the Attorney General, to be expended at his discretion, **[\$10,000] \$28,000** (*U.S.C., title 5, sec. 302; act Mar. 1, 1933, 47 Stat., p. 1379*).

Estimate 1935, **\$28,000**Appropriated 1934, **\$10,000**

By objects	Obligations		
	Estimate, 1935	Estimate, 1934	Actual, 1933
06 Travel expenses.....	\$28,000	\$24,437	\$14,357
13 Special and miscellaneous current expenses.....			27
Total obligations.....	28,000	24,437	14,384
Received by transfer from—			
"Salaries, fees and expenses of marshals, United States courts".....			-5,000
Treasury Department.....		-14,437	
Net total obligations.....	28,000	10,000	9,384
Estimated savings and unobligated balance.....			616
Total estimate or appropriation.....	28,000	10,000	10,000

Protecting Interests of the United States in Customs Matters—

Conduct of customs cases: Assistant Attorney General, special attorneys and counselors at law in the conduct of customs cases, to be employed and their compensation fixed by the Attorney General; necessary clerical assistance and other employees at the seat of government and elsewhere, to be employed and their compensation fixed by the Attorney General, including experts at such rates of compensation as may be authorized or approved by the Attorney General; supplies, Supreme Court Reports and Digests, and Federal Reporter and Digests, traveling, and other miscellaneous and incidental expenses, to be expended under the direction of the Attorney General; in all, **[\$101,500] \$99,800** (*U.S.C., title 5, sec. 296; U.S.C., Supp. VI, title 5, sec. 296; act Mar. 1, 1933, 47 Stat., p. 1380*).

Estimate 1935, **\$99,800**Appropriated 1934, **\$101,500**

Protecting Interests of the United States in Customs Matters—Contd.

By objects	Obligations					
	Estimate, 1935		Estimate, 1934		Actual, 1933	
	Posi- tions	Av. salary	Posi- tions	Av. salary	Posi- tions	Av. salary
PERSONAL SERVICES, FIELD						
Professional service:						
Grade 8. Assistant Attorney General.....	1	\$9,000	1	\$9,000	1	\$9,000
Grade 7. Chief attorney.....	2	7,000	2	7,000	2	7,000
Grade 6. Principal attorney.....	4	5,900	4	5,900	4	5,900
Grade 5. Senior attorney.....	3	5,400	3	5,400	3	5,400
Grade 4. Attorney.....	3	4,400	3	4,400	4	4,400
Clerical, administrative, and fiscal service:						
Grade 8. Administrative assistant.....	2	3,200	2	3,200	2	3,200
Grade 5. Senior clerk.....	3	2,433	3	2,433	3	2,433
Grade 4. Clerk.....	2	1,950	2	1,950	2	1,950
Grade 3. Assistant clerk.....	2	1,770	2	1,770	2	1,770
Custodial service:						
Grade 2. Assistant messenger.....	2	1,230	2	1,230	2	1,230
Grade 1. Junior messenger.....	2	840	2	840	2	840
Total permanent, field.....	26	101,280	26	101,280	27	105,680
Deduct lapses and administrative furloughs.....						7,712
Net permanent, field.....		101,280		101,280		97,968
Temporary employees, field (special coun- sel).....						800
All personal services, field.....		101,280		101,280		98,768
Deduct legislative reductions.....		10,130		15,192		9,504
01 Personal services (net).....		91,150		86,088		89,264
OTHER OBLIGATIONS						
02 Supplies and materials.....		650		650		463
05 Communication service.....		1,500		1,500		1,391
06 Travel expenses.....		5,500		5,500		4,687
07 Transportation of things.....		25		25		4
12 Repairs and alterations.....		45		45		3
13 Special and miscellaneous expenses, including expert witnesses.....		500		500		385
30 Equipment.....		430		440		320
Total other obligations.....		8,650		8,660		7,253
Net total obligations.....		99,800		94,748		96,517
Estimated savings and unobligated balance.....				6,752		13,483
Total estimate or appropriation.....		99,800		101,500		110,000

Defending Suits in Claims Against the United States—

Defending suits in claims against the United States: For necessary expenses incurred in the examination of witnesses, procuring evidence, employment of experts at such rates of compensation as may be authorized or approved by the Attorney General, and such other expenses as may be necessary in defending suits in the Court of Claims, including Indian depredation claims, to be expended under the direction of the Attorney General, **[\$60,000]** \$50,000 (act Mar. 1, 1933, 47 Stat., p. 1380).

Estimate 1935, **\$50,000**Appropriated 1934, **\$60,000**

By objects	Obligations		
	Estimate, 1935	Estimate, 1934	Actual, 1933
PERSONAL SERVICES, FIELD			
Fees of expert witnesses.....	\$19,000	\$12,000	\$21,507
OTHER OBLIGATIONS			
06 Travel expenses.....	15,000	13,500	13,723
08 Printing, binding, etc.....	15,000	14,000	13,974
13 Special and miscellaneous current ex- penses.....	1,000	500	169
Total other obligations.....	31,000	28,000	27,866
Grand total obligations.....	50,000	40,000	49,373
Estimated savings and unobligated bal- ances.....		20,000	10,627
Total estimate or appropriation.....	50,000	60,000	60,000

*Salaries and Expenses, Division of Investigation—***[Detection and Prosecution of Crimes—]**

[Detection and prosecution of crimes:] For the detection and prosecution of crimes against the United States; for the protection of the person of the President of the United States; the acquisition, collection, classification, and preservation of identification and other records and their exchange with the duly authorized officials of the Federal Government, of States, cities, and other institutions; for such other investigations regarding official matters

under the control of the Department of Justice and the Department of State as may be directed by the Attorney General; hire, maintenance, upkeep, and operation of motor-propelled passenger-carrying vehicles when necessary; firearms and ammunition, such stationery, supplies, and equipment for use at the seat of government or elsewhere as the Attorney General may direct, including not to exceed \$13,000 for taxicab hire to be used exclusively for the purposes set forth in this paragraph and to be expended under the direction of the Attorney General; traveling expenses, including expenses of attendance at meetings concerned with the work of such division when authorized by the Attorney General; payment of rewards when specifically authorized by the Attorney General for information leading to the apprehension of fugitives from justice, and including not to exceed **[\$493,154]** \$509,940 for personal services in the District of Columbia; **[\$2,589,500]** \$2,840,670 (U.S.C., Supp. VI, title 5, sec. 340; act Mar. 1, 1933, 47 Stat., p. 1380).

[Salaries and Expenses, Bureau of Prohibition—]

[Salaries and expenses] For expenses to enforce and administer the applicable provisions of the National Prohibition Act, as amended and supplemented (U.S.C., title 27), and internal revenue laws, pursuant to the Act of March 3, 1927 (U.S.C., Supp. [V.] VI, title 5, secs 281–281e), and the Act of May 27, 1930 (U.S.C., Supp. [V.] VI, title 27, secs. 144–192), including the employment of executive officers, attorneys, agents, inspectors, investigators, supervisors, clerks, messengers, and other personnel, in the District of Columbia and elsewhere, to be appointed as authorized by law; the securing of evidence of violations of the Acts; the cost of chemical analysis made by other than employees of the United States and expenses incident to the giving of testimony in relation thereto; the purchase of stationery, supplies, equipment, mechanical devices, newspapers, and periodicals not to exceed \$350, books, including law books and books of reference, and such other expenditures as may be necessary in the District of Columbia and the several field offices; costs incurred in the seizure, storage, and disposition of liquor and property seized under the National Prohibition Act, including seizures made under the internal revenue laws if a violation of the National Prohibition Act is involved and disposition is made under section 3460, Revised Statutes (U.S.C., title 26, sec. 1193); costs incurred in the seizure, storage, and disposition of any vehicle and team or automobile, boat, air or water craft, or any other conveyance, seized pursuant to section 26, Title II, of the National Prohibition Act, when the proceeds of sale are insufficient therefor or where there is no sale; purchase of passenger-carrying motor-vehicles at a total cost of not to exceed **[\$50,000]** \$25,000, including the value of any vehicles exchanged, and the hire, maintenance, repair, and operation of motor-propelled or horse-drawn passenger-carrying vehicles for official use in field work; and for rental of quarters; in all, **[\$8,440,000]** \$1,856,630, of which amount not to exceed **[\$336,453]** \$158,805 may be expended for personal services in the District of Columbia: *Provided*, That no part of this appropriation shall be used for or in connection with "wire tapping" to procure evidence of violations of the National Prohibition Act, as amended and supplemented: *Provided further*, That no funds hereby appropriated shall be used for the purchase of intoxicating liquors which are consumed by the investigator or anyone with him, nor to pay informers, nor for the purchase of evidence except that the **[Director of Prohibition]** Attorney General may authorize the payments of rewards for information of major violations of the law (U.S.C., title 26, sec. 1193; title 27, sec. 43; U.S.C. Supp. VI, title 5, secs. 281–281e; title 27, ch. 5; acts May 15, 1930; 46 Stat., p. 342; May 27, 1930, 46 Stat., p. 427; Mar. 1, 1933, 47 Stat., p. 1381).

Estimate 1935, **\$4,697,300**Appropriated 1934, **\$11,029,500**

NOTE.—The foregoing appropriations consolidated under appropriation "Salaries and expenses, Division of Investigation."

By objects	Obligations					
	Estimate, 1935		Estimate, 1934		Actual, 1933	
<i>General Investigations Unit</i>						
PERSONAL SERVICES, DEPARTMENTAL						
Clerical, administrative, and fiscal service:	Posi- tions	Av. salary	Posi- tions	Av. salary	Posi- tions	Av. salary
Grade 15. Special executive officer (Director)-----	1	\$9,000	1	\$9,000	1	\$9,000
Grade 14. Executive officer (Assistant Director)-----	1	7,000	1	7,000	1	7,000
Grade 13. Senior administrative officer-----	2	5,800	2	5,800	2	5,800
Grade 12. Administrative officer-----	2	4,900	2	4,900	2	4,900
Grade 11. Administrative officer-----					2	4,200
Grade 10. Junior administrative officer-----	2	3,750	1	4,000	1	4,000
Grade 8. Administrative assistant-----	1	2,900	1	2,900	1	2,900
Grade 7. Junior administrative assistant-----	1	3,000	1	3,000	3	3,133
Grade 6. Principal clerk-----	1	2,600	1	2,600	1	2,600

Salaries and Expenses, Division of Investigation—Continued.

By objects	Obligations					
	Estimate, 1935		Estimate, 1934		Actual, 1933	
<i>General Investigations Unit—Continued</i>						
PERSONAL SERVICES, DEPARTMENTAL—CON.						
Clerical, administrative, and fiscal service—Continued.	Posi- tions	Av. salary	Posi- tions	Av. salary	Posi- tions	Av. salary
Grade 5. Senior clerk	4	\$2,000	4	\$2,000	1	\$2,000
Head stenographer					1	2,500
Grade 4. Clerk	37	1,832	37	1,832	35	1,815
Principal stenographer	1	1,980	1	1,980	2	1,980
Photographer	1	1,920	1	1,920	1	1,920
Grade 3. Assistant clerk	67	1,641	62	1,643	48	1,653
Senior stenographer	19	1,632	10	1,644	1	1,620
Assistant photographer	2	1,770	2	1,770	2	1,770
Grade 2. Junior clerk	20	1,485	9	1,540	34	1,498
Senior typist	96	1,450	83	1,452	94	1,455
Grade 1. Under clerk-typist	79	1,312	79	1,312	76	1,307
Under clerk	23	1,260	7	1,260	11	1,260
Custodial service:						
Grade 3. Messenger	6	1,200	6	1,200	4	1,200
Total permanent, departmental	366	586,340	311	505,440	324	528,860
Deduct lapses		19,740		19,819		16,579
All personal services, departmental		566,600		485,621		512,281
PERSONAL SERVICES, FIELD						
Clerical, administrative, and fiscal service:						
Grade 14. Assistant Director	1	6,500	1	6,500	1	6,500
Inspector	3	6,500	3	6,500	2	6,500
Grade 13. Special agent	1	6,400	1	6,400	6	5,900
Grade 12. Special agent	23	5,113	23	5,113	22	5,136
Grade 11. Special agent	21	4,048	21	4,048	20	4,040
Grade 10. Special agent	61	3,634	61	3,634	62	3,687
Grade 9. Special agent	102	3,326	102	3,326	111	3,331
Grade 8. Special agent	274	2,931	149	2,957	133	2,994
Grade 7. Examiner			89	2,638		
Grade 5. Special employee	1	2,500	1	2,500	1	2,000
Grade 4. Clerk-stenographer	2	2,160	2	2,160	25	2,004
Grade 3. Stenographer	66	1,628	41	1,633	63	1,642
Clerk-stenographer	40	1,832	40	1,832	19	1,839
Grade 2. Clerk-stenographer	13	1,523	13	1,523	11	1,505
Grade 1. Clerk-stenographer	3	1,260	3	1,260	3	1,260
Custodial service:						
Grade 3. Messenger					1	1,200
Total permanent, field	611		550		480	
		1,810,220		1,642,020		1,457,300
Deduct lapses		56,740		56,739		53,413
Net permanent, field		1,753,480		1,585,281		1,403,887
Temporary employees				5,931		5,459
All personal services, field		1,753,480		1,591,212		1,409,346
Total, departmental and field		2,320,080		2,076,833		1,921,627
Deduct legislative reductions		232,010		311,525		195,273
01 Personal services (net)		2,088,070		1,765,308		1,726,354
OTHER OBLIGATIONS						
02 Supplies and materials		41,000		20,000		42,459
04 Storage of vehicles		4,000		4,000		304
05 Communication service		40,000		30,000		41,692
06 Travel expenses		609,440		576,240		380,349
07 Transportation of things		3,000		1,000		1,239
10 Heat, light, power, etc.		2,000		1,400		4,784
11 Rents		21,000		55,812		66,649
12 Repairs and alterations		4,000		1,200		4,547
13 Special and miscellaneous current expenses		1,660		1,081		3,160
30 Equipment		26,500		17,037		26,162
Total other obligations		752,600		707,770		571,345
Grand total obligations		2,840,670		2,473,078		2,297,699
Received by transfer from—						
“Salaries and expenses, veterans’ insurance litigation”				—306,380		
“Salaries and expenses, Bureau of Prohibition”						—53,697
Transferred to “Enforcement of antitrust laws”						+16,319
Net total obligations		2,840,670		2,166,698		2,260,321
Estimated savings and unobligated balances				422,802		514,079
Total estimate or appropriation		2,840,670		2,589,500		2,775,000
<i>Alcoholic Beverage Unit</i>						
PERSONAL SERVICES, DEPARTMENTAL						
Professional service:						
Grade 7. Chief counsel	1	6,500	1	6,550	1	7,000
Grade 6. Assistant chief counsel	1	5,600	0.9	5,600		
Senior attorney			0.1	6,400	1	6,400
Grade 5. Senior attorney	1	4,600	3.1	4,671	4	4,850
Grade 4. Attorney	1	3,800	1.2	3,861	3	4,066
Grade 3. Associate attorney	2	3,240	4.7	3,231	2	3,200
Grade 2. Assistant attorney	12	2,666	11.5	2,676	7	2,717
Grade 1. Librarian	1	2,000	1	2,000	1	2,000

Salaries and Expenses, Division of Investigation—Continued.

By objects	Obligations					
	Estimate, 1935		Estimate, 1934		Actual, 1933	
<i>Alcoholic Beverage Unit—Continued</i>						
PERSONAL SERVICES, DEPARTMENTAL—CON.	Posi- tions	Av. salary	Posi- tions	Av. salary	Posi- tions	Av. salary
Clerical, administrative, and fiscal service:						
Grade 15. Special executive officer	1	\$8,000	0.1	\$9,000	1	\$9,000
Grade 14. Executive officer (Assistant Director)			1	6,500	1	6,500
Grade 13. Senior administrative officer	1	6,000	1	6,000	1	6,000
Grade 11. Administrative officer	1	3,800	1.1	3,800	2	3,800
Grade 10. Junior administrative officer			1	3,500	1	3,500
Grade 9. Senior administrative assistant			1.3	3,277	4	3,475
Special disbursing agent			0.9	3,200		
Grade 8. Administrative assistant			1.9	3,075	1	2,900
Grade 7. Junior administrative assistant			2.1	2,742	3	2,600
Grade 6. Principal clerk	4	2,328	7.2	2,322	9	2,322
Grade 5. Senior clerk	6	2,099	11.9	2,127	20	2,040
Grade 4. Clerk	10	1,954	21	1,954	21	1,954
Clerk-stenographer	2	1,830	4.1	1,821	5	1,800
Grade 3. Assistant clerk	7	1,753	14.8	1,747	22	1,745
Senior stenographer	10	1,747	17.2	1,746	19	1,719
Clerk-typist	2	1,716	4.9	1,691	4	1,650
Senior operator, office devices			0.2	1,620	2	1,620
Grade 2. Junior clerk	2	1,596	5.6	1,546	11	1,533
Junior stenographer	4	1,515	7.8	1,502	6	1,500
Clerk-typist	2	1,480	3	1,480	3	1,480
Junior operator, office devices	2	1,530	2	1,530	2	1,530
Custodial service:						
Grade 4. Messenger	1	1,440	1	1,440	1	1,440
Grade 3. Messenger	3	1,296	5.2	1,289	7	1,272
Total permanent, departmental	77	177,650	139.8	310,134	165	365,947
Deduct lapses and administrative furloughs		1,200		2,000		8,866
Net permanent, departmental		176,450		308,134		357,081
Temporary employees, departmental				2,000		2,466
All personal services, departmental		176,450		310,134		359,547
PERSONAL SERVICES, FIELD						
Professional and scientific service:						
Grade 5. Senior attorney			2	4,640	2	5,000
Grade 4. Attorney	4	3,850	4.6	3,920	10	4,000
Grade 3. Associate attorney	4	3,237	9.3	3,249	21	3,323
Grade 2. Assistant attorney	3	2,700	6.6	2,715	21	2,779
Clerical administrative, and fiscal service:						
Grade 14. Administrator			0.3	6,633	3	6,633
Grade 13. Senior administrator officer			0.1	6,000	1	6,000
Supervisor in charge	1	6,000	0.9	6,000		
Administrator			0.9	5,911	9	5,911
Grade 12. Deputy administrator			1.9	4,726	19	4,726
Assistant administrator			0.2	5,100	2	5,100
Investigator in charge	23	4,870	20.7	4,870		
Field office inspector			0.9	4,644	9	4,644
Special agent in charge			1.1	4,911	11	4,911
Grade 11. Assistant special agent in charge			0.7	3,914	7	3,914
Executive assistant			0.1	4,600	1	4,600
Deputy administrator			1	4,200	10	4,200
Senior investigator	2	4,200	2	4,200	2	4,200
Chief permit review			0.1	3,800	1	3,800
Examiner	3	3,800	2.7	3,800		
Administrative officer			0.1	3,800	1	3,800
Grade 10. Assistant special agent in charge			1.3	3,538	13	3,538
Senior field accountant			0.1	3,500	1	3,500
Deputy administrator			3.7	3,616	37	3,616
Investigator	20	3,680	46	3,680	1	3,500
Assistant supervisor in charge			0.9	3,500		
Grade 9. Deputy administrator			2.6	3,485	26	3,485
Special inspector			1.1	3,200	11	3,200
Chief permit review			0.1	3,200	1	3,200
Senior administrator assistant	3	3,333	3	3,333	3	3,333
Personnel examiner	7	3,257	6.3	3,257		
Investigator			0.5	3,628	5	3,628
Grade 8. Special agent			17.3	3,010	173	3,010
Special inspector			0.1	2,900	1	2,900
Investigator	100	3,020	249	3,018	186	2,999
Administrative assistant			2.1	3,404	3	3,333
Chief, permit review			0.1	3,200	1	3,200
Grade 7. Investigator			2.8	2,632	28	2,632
Junior administrative assistant			0.4	2,775	4	2,775
Grade 6. Investigator	200	2,366	618.4	2,370	1,792	2,397
Senior warehouseman			9	2,433	9	2,433
Foreman mechanic			2	2,300	2	2,300
Principal clerk			8	2,475	8	2,475
Grade 5. Senior clerk			7.2	2,288	9	2,350
Principal stenographer			9	2,144	9	2,144
Warehouseman			0.3	2,200	3	2,200
Grade 4. Clerk			8.5	1,966	49	1,941
Principal stenographer	23	1,962	12.3	1,940	42	1,870
Investigator			6.1	1,860	7	1,860
Photographer	2	1,800	2.1	1,800	3	1,800
Grade 3. Assistant clerk	12	1,764	13.2	1,759	24	1,715
Stenographer	30	1,738	54.4	1,736	130	1,699
Clerk-stenographer			11.2	1,838	22	1,767
Assistant clerk-typist			8.1	1,660	27	1,671
Senior typist	7	1,722	7	1,722	7	1,722
Assistant photographer			0.3	1,620	3	1,620

Salaries and Expenses, Division of Investigation—Continued.

By objects	Obligations					
	Estimate, 1935		Estimate, 1934		Actual, 1933	
<i>Alcoholic Beverage Unit—Continued</i>						
PERSONAL SERVICES, FIELD—continued						
Clerical administrative, and fiscal service—Continued.	Posi- tions	Av. salary	Posi- tions	Av. salary	Posi- tions	Av. salary
Grade 2. Junior clerk.....	10	\$1,584	27.1	\$1,559	64	\$1,520
Junior stenographer.....	8	1,554	17.5	1,549	103	1,525
Junior clerk-typist.....	1	1,530	3	1,538	21	1,573
Clerk-stenographer.....	2	1,620	2.2	1,600	4	1,536
Typist.....	1	1,620	2.4	1,617	15	1,508
Grade 1. Under clerk.....	2	1,260	2	1,260	2	1,260
Telephone operator.....			0.6	1,350	6	1,350
Custodial service:						
Grade 5. Auto mechanic.....	2	1,764	5	1,764	5	1,764
Grade 4. Warehouse watchman.....			5.9	1,481	14	1,478
Auto mechanic.....	4	1,525	4	1,525	4	1,525
Grade 3. Warehouse watchman.....	2	1,470	2	1,470	2	1,470
Guard.....	1	1,320	3	1,320	21	1,320
Auto mechanic.....	1	1,320	1	1,320	1	1,320
Chauffeur.....	3	1,480	3.4	1,481	7	1,488
Messenger.....	4	1,260	5.1	1,254	15	1,236
Laborer.....	7	1,200	9.5	1,267	32	1,331
Grade 2. Messenger.....	1	1,080	1	1,080	1	1,080
Total permanent, field.....	493	1,261,294	1,265.4	3,219,557	3,087	7,473,380
Deduct lapses and administrative furloughs.....		5,000		154,442		271,390
Net permanent positions, field.....		1,256,294		3,065,115		7,201,990
Temporary employees, field.....		1,000		25,000		88,568
All personal services, field.....		1,257,294		3,090,115		7,290,558
Total departmental and field.....		1,433,744		3,400,249		7,650,105
Deduct legislative reductions.....		143,370		510,037		775,074
01 Personal services (net).....		1,290,374		2,890,212		6,875,031
OTHER OBLIGATIONS						
02 Supplies and materials.....		70,000		144,000		342,056
03 Subsistence and support of persons (service).....		500		1,000		5,670
04 Storage and care of vehicles (service).....		35,000		100,000		119,304
05 Communication service.....		20,000		40,000		79,851
06 Travel expense.....		300,000		695,000		944,454
07 Transportation of things.....		5,000		15,000		37,976
08 Printing, binding, etc.....		500		1,000		1,271
09 Advertising.....		1,000		6,000		7,910
10 Heat, light, power, etc.....		1,000		2,000		5,562
11 Rent of buildings and structures.....		50,000		100,000		275,827
12 Repairs and alterations.....		60,000		180,000		236,359
13 Special and miscellaneous current expenses.....				30,000		77,980
30 Equipment.....		30,000		7,000		60,419
Total other obligations.....		573,000		1,321,000		2,194,639
Grand total obligations.....		1,863,374		4,211,212		9,069,670
Transferred to "Detection and prosecution of crimes".....						+53,697
Net total obligations.....		1,863,374		4,211,212		9,123,367
Estimated savings and unobligated balances.....		6,744		4,228,788		1,126,633
Total estimate or appropriation.....		1,856,630		8,440,000		10,250,000

[Examination of Judicial Offices—] Salaries and Expenses, Division of Accounts—

[Examination of judicial offices:] For salaries and expenses of the Division of Accounts, including the investigation of the official acts, records, and accounts of marshals, attorneys, clerks of the United States courts and Territorial courts, probation officers, and United States commissioners, for which purpose all the official papers, records, and dockets of said officers, without exception, shall be examined by the agents of the Attorney General at any time; and also, when requested by the presiding judge, the official acts, records, and accounts of referees and trustees of such courts; for copying, in the District of Columbia or elsewhere, reports of examiners at folio rates; traveling expenses; and including not to exceed \$125,529 \$119,210 for personal services in the District of Colum-

bia; in all, \$196,000 \$192,365; to be expended under the direction of the Attorney General (U.S.C., title 31, sec. 83; act Mar. 1, 1933, 47 Stat., p. 1380).

Estimate 1935, \$192,365

Appropriated 1934, \$196,000

By objects	Obligations					
	Estimate, 1935		Estimate, 1934		Actual, 1933	
PERSONAL SERVICES, DEPARTMENTAL						
Professional service:						
Grade 2. Assistant attorney.....	1	\$3,100	1	\$3,100	1	\$3,100
Grade 1. Junior attorney.....					1	2,500
Clerical, administrative, and fiscal service:						
Grade 14. Executive officer.....	1	6,500	1	6,500	1	6,500
Grade 12. Administrative officer.....	1	4,800	1	4,800	1	4,800
Grade 10. Junior administrative officer.....	2	3,800	2	3,800	2	3,800
Grade 9. Senior administrative assistant.....	1	3,200	1	3,200	1	3,200
Grade 8. Administrative assistant.....	1	3,100	1	3,100	1	3,100
Grade 7. Junior administrative assistant.....	2	2,750	2	2,750	2	2,750
Grade 6. Principal clerk.....	1	2,300	1	2,300	1	2,300
Grade 5. Senior clerk.....	20	2,205	20	2,205	20	2,205
Senior clerk-stenographer.....	1	2,400	1	2,400	1	2,400
Grade 4. Clerk.....	14	1,834	14	1,834	14	1,834
Principal stenographer.....	1	1,920	1	1,920	1	1,920
Clerk-stenographer.....	4	1,875	4	1,875	3	1,900
Grade 3. Assistant clerk.....	5	1,656	5	1,656	5	1,656
Senior stenographer.....	1	1,620	1	1,620	1	1,620
Assistant clerk-stenographer.....	1	1,800	1	1,800	2	1,710
Junior transportation rate and traffic clerk.....	1	1,620	1	1,620	1	1,620
Grade 2. Junior clerk-stenographer.....	1	1,400	1	1,440		
Total permanent, departmental.....	59	132,460	59	132,460	59	133,340
Deduct lapses and administrative furloughs.....				360		150
Net permanent, departmental.....		132,460		132,100		133,190
Temporary employees, departmental.....				360		
All personal services, departmental.....		132,460		132,460		133,190
PERSONAL SERVICES, FIELD						
Clerical, administrative, and fiscal service:						
Grade 12. Chief investigator.....	3	5,000	3	5,000	4	4,950
Grade 11. Assistant chief investigator.....	1	3,800	1	3,800	1	3,800
Grade 10. Senior investigator.....	4	3,500	4	3,500	5	3,500
Grade 9. Investigator.....	3	3,267	3	3,267	4	3,275
Grade 8. Associate investigator.....	2	3,050	2	3,050	3	3,000
Grade 7. Assistant investigator.....	1	2,700	1	2,700	2	2,750
Total permanent, field.....	14	51,400	14	51,400	19	68,700
Deduct lapses and administrative furloughs.....		1,235		875		13,006
All personal services, field.....		50,165		50,525		55,694
Total, departmental and field.....		182,625		182,985		188,884
Deduct legislative reductions.....		18,260		27,448		19,407
01 Personal services (net).....		164,365		155,537		169,477
OTHER OBLIGATIONS						
06 Travel expenses.....		27,000		27,000		26,614
08 Printing, binding, etc.....		1,000		1,000		936
Total, other obligations.....		28,000		28,000		27,550
Grand total, obligations.....		192,365		183,537		197,027
Received by transfer from "Fees of jurors and witnesses, United States Courts".....						-25,000
Net total obligations.....		192,365		183,537		172,027
Estimated savings and unobligated balances.....				12,463		27,973
Total estimate or appropriation.....		192,365		196,000		200,000

Enforcement of Antitrust Laws—

Enforcement of antitrust laws: For the enforcement of anti-trust and kindred laws, including experts at such rates of compensation as may be authorized or approved by the Attorney General, including not to exceed \$39,069 \$55,080 for personal services in the District of Columbia, \$153,633 \$289,700 (U.S.C., title 15, secs. 1-77; act Mar. 1, 1933, 47 Stat., p. 1380).

Estimate 1935, \$289,700

Appropriated 1934, \$153,633

Enforcement of Antitrust Laws—Continued.

By objects	Obligations					
	Estimate, 1935		Estimate, 1934		Actual, 1933	
	Posi- tions	Av. salary	Posi- tions	Av. salary	Posi- tions	Av. salary
PERSONAL SERVICES, DEPARTMENTAL						
Professional service:						
Grade 7. Chief attorney.....	1	\$7,500	1	\$7,500	1	\$7,500
Grade 3. Associate attorney.....	2	3,300	2	3,300	2	3,300
Grade 1. Junior attorney.....	1	2,000	1	2,000	1	2,000
Clerical, administrative, and fiscal service:						
Grade 7. Junior administrative assistant.....	2	2,850	2	2,850	1	3,100
Grade 5. Senior clerk-stenographer.....	2	2,300			1	2,600
Grade 4. Principal stenographer.....	5	1,920	3	2,000	3	2,000
Grade 3. Clerk-stenographer.....	3	1,820	1	1,860	1	1,860
Custodial service:						
Grade 3. Senior stenographer.....	11	1,649	6	1,690	6	1,690
Grade 3. Messenger.....	1	1,500	1	1,500	1	1,500
Total permanent, departmental.....	28	61,200	17	41,300	17	41,300
Deduct lapses and administrative furloughs.....						138
Net permanent, departmental.....		61,200		41,300		41,162
PERSONAL SERVICES, FIELD						
Professional service:						
Grade 7. Chief attorney.....	13	7,154	4	7,125	4	7,125
Grade 6. Principal attorney.....	1	5,500			1	5,500
Grade 5. Senior attorney.....	8	4,850	5	4,880	5	4,880
Grade 4. Attorney.....	3	4,000	1	4,000	1	4,000
Grade 3. Associate attorney.....	2	3,600	2	3,600	2	3,600
Total permanent, field.....	27	156,500	12	64,100	13	69,600
Deduct lapses and administrative furloughs.....						1,268
Net permanent, field.....		156,500		64,000		68,332
Professional compensation to be determined.....		23,910		36,210		38,109
All personal services, field.....		180,410		100,310		106,441
Total, departmental and field.....		241,610		141,610		147,603
Deduct legislative reductions.....		24,160		21,242		17,271
01 Personal services (net).....		217,450		120,368		130,332
OTHER OBLIGATIONS						
05 Communications service.....		150		50		64
06 Travel expenses.....		66,600		20,000		10,991
08 Printing, binding, etc.....		5,000		2,060		22
11 Rents.....						574
13 Special and miscellaneous current expenses.....		500		140		55
Total other obligations.....		72,250		22,250		11,706
Grand total obligations.....		289,700		142,618		142,038
Received by transfer from "Detection and prosecution of crimes".....						-16,319
Net total obligations.....		289,700		142,618		125,719
Estimated savings and unobligated balances.....				11,015		24,281
Total estimate or appropriation.....		289,700		153,633		150,000

Salaries and Expenses, Bureau of Prisons—

Salaries and expenses: For salaries and expenses in connection with the supervision of the maintenance and care of United States prisoners, including not to exceed **\$179,163** **\$168,300** for personal services in the District of Columbia and elsewhere, traveling expenses, and expenses of attendance at meetings concerned with the work of such bureau when authorized by the Attorney General; **\$204,000** **\$197,300** (U.S.C., Supp. VI, title 18, sec. 753; act Mar. 1, 1933, 47 Stat., p. 1381).

Estimate 1935, **\$197,300**Appropriated 1934, **\$204,000**

By objects	Obligations					
	Estimate, 1935		Estimate, 1934		Actual, 1933	
	Posi- tions	Av. salary	Posi- tions	Av. salary	Posi- tions	Av. salary
PERSONAL SERVICES, DEPARTMENTAL						
Professional service:						
Grade 2. Assistant librarian.....	1	\$2,600	1	\$2,600	1	\$2,600
Subprofessional service:						
Grade 4. Junior library assistant.....	1	1,620	1	1,620	1	1,620
Clerical, administrative, and fiscal service:						
Grade 16. Special executive officer (Director).....	1	10,000	1	10,000	1	10,000
Grade 14. Executive officer (member Parole Board).....	3	7,500	3	7,500	3	7,500
Executive officer (Assistant Director).....	2	6,500	2	6,500	2	6,500
Grade 12. Administrative officer.....	2	4,800	2	4,800	2	4,800
Chief accountant.....	1	4,600	1	4,600	1	4,600
Chief inspector.....	1	4,600	2	4,600	2	4,600
Grade 11. Administrative officer.....	1	3,800	1	3,800	2	3,900
Assistant chief investigator.....	1	3,800	2	3,800	2	3,800
Grade 10. Junior administrative officer.....	1	3,500	1	3,500	1	3,500

Salaries and Expenses, Bureau of Prisons—Continued.

By objects	Obligations					
	Estimate, 1935		Estimate, 1934		Actual, 1933	
	Posi- tions	Av. salary	Posi- tions	Av. salary	Posi- tions	Av. salary
PERSONAL SERVICES, DEPARTMENTAL—CON.						
Clerical, administrative, and fiscal service—Continued.						
Grade 9. Senior administrative assistant.....	2	\$3,250	2	\$3,250	2	\$3,250
Investigator.....	6	3,200	4	3,200	4	3,200
Grade 8. Administrative assistant.....	1	2,900	1	2,900	1	2,900
Grade 7. Junior administrative assistant.....	3	2,633	3	2,633	4	2,650
Grade 6. Principal clerk.....	1	2,500	1	2,500	1	2,500
Principal clerk-stenographer.....	1	2,300	1	2,300	1	2,300
Grade 5. Senior clerk-stenographer.....	10	2,040	10	2,040	10	2,040
Senior investigating assistant.....	1	2,000	1	2,000		
Grade 4. Clerk-stenographer.....	10	1,800	10	1,800	10	1,800
Grade 3. Assistant clerk-stenographer.....	7	1,637	7	1,637	7	1,637
Grade 2. Junior clerk.....	9	1,447	9	1,447	9	1,447
Grade 1. Under clerk.....	1	1,260	1	1,260	1	1,260
Custodial service:						
Grade 3. Messenger.....	1	1,200	1	1,200	1	1,200
Grade 2. Assistant messenger.....	1	1,080	1	1,080	1	1,080
Total permanent, departmental.....	69	189,342	69	191,342	70	196,042
Deduct lapses and administrative furloughs.....		2,342		2,592		7,875
Net permanent, departmental.....		187,000		188,750		188,167
Temporary employees, departmental.....				2,000		600
All personal services, departmental.....		187,000		190,750		188,767
Deduct legislative reductions.....		18,700		28,612		19,819
01 Personal services (net).....		168,300		162,138		168,948
OTHER OBLIGATIONS						
06 Travel expenses.....		29,000		29,000		29,920
Grand total obligations.....		197,300		191,138		198,868
Received by transfer from "Probation system, United States courts".....						-13,760
Net total obligations.....		197,300		191,138		185,108
Estimated savings and unobligated balance.....				12,862		29,892
Total estimate or appropriation.....		197,300		204,000		215,000

Salaries and Expenses Veterans Insurance Litigation—

For salaries and expenses incident to the defense of suits against the United States under section 19, of the World War Veterans' Act, 1924, approved June 7, 1924, as amended, or the compromise of the same under the Independent Offices Appropriation Act, 1934, approved June 16, 1933, including traveling and office expenses, supplies, equipment, stenographic reporting services by contract or otherwise, printing and binding, the employment of experts at such rates of compensation as may be authorized or approved by the Attorney General, and personal services in the District of Columbia and elsewhere, **\$851,100** (act June 7, 1924, 43 Stat., p. 531) (submitted).

Estimate 1935, **\$851,100**

By objects	Obligations					
	Estimate, 1935		Estimate, 1934		Actual, 1933	
	Posi- tions	Av. salary	Posi- tions	Av. salary	Posi- tions	Av. salary
PERSONAL SERVICES, DEPARTMENTAL						
Professional service:						
Grade 8. Chief attorney.....	1	\$8,000				
Grade 7. Chief attorney.....	2	6,500	1	\$7,000		
Grade 6. Principal attorney.....	6	5,600	3	5,600		
Grade 5. Senior attorney.....	5	4,640	4	5,000		
Grade 4. Attorney.....	4	3,850	2	3,900		
Grade 3. Associate attorney.....	2	3,200	3	3,233		
Grade 2. Assistant attorney.....	3	2,600	1	2,600		
Grade 1. Junior attorney.....	2	2,000				
Clerical, administrative, and fiscal service:						
Grade 6. Chief stenographer.....	1	2,400	1	2,400		
Principal clerk-stenographer.....	1	2,300				
Grade 5. Senior clerk.....	2	2,250	2	2,250		
Senior clerk-stenographer.....	3	2,000				
Grade 4. Clerk.....	1	1,800	1	1,800		
Principal stenographer.....	3	1,800	2	1,800		
Grade 3. Assistant clerk.....	1	1,860	1	1,860		
Senior stenographer.....	13	1,689	9	1,733		
Grade 2. Junior clerk.....	5	1,548	5	1,548		
Senior typist.....	1	1,440	1	1,440		
Junior stenographer.....	1	1,440	1	1,440		
Grade 1. Underclerk.....	1	1,380	1	1,380		
Junior typist.....			1	1,260		
Custodial service:						
Grade 3. Messenger.....	3	1,200	1	1,200		
Total permanent, departmental.....	61	173,140	38	104,520		
Deduct lapses and administrative furloughs.....						
All personal services, departmental.....		173,140		104,520		

Salaries and Expenses Veterans Insurance Litigation—Continued.

By objects	Obligations					
	Estimate, 1935		Estimate, 1934		Actual, 1933	
	Posi- tions	Av. salary	Posi- tions	Av. salary	Posi- tions	Av. salary
PERSONAL SERVICES, FIELD						
Professional service:						
Grade 5. Senior attorney.....	11	\$4,619	3	\$4,733		
Grade 4. Attorney.....	22	3,818	15	3,813		
Grade 3. Associate attorney.....	28	3,200	32	3,219		
Grade 2. Assistant attorney.....			1	2,600		
Clerical, administrative, and fiscal service:						
Grade 4. Principal stenographer.....			1	1,980		
Grade 3. Assistant clerk.....			2	1,620		
Head typist.....			1	1,620		
Grade 2. Senior stenographer.....	25	1,651	17	1,711		
Grade 2. Junior clerk.....			10	1,506		
Senior typist.....			13	1,445		
Grade 1. Junior stenographer.....	39	1,440	72	1,476		
Underclerk.....			4	1,350		
Junior typist.....			5	1,260		
Total permanent, field.....	125	321,840	176	364,720		
Deduct lapses and administrative furloughs.....		5,980		4,500		
Net permanent, field.....		315,860		360,220		
Temporary employees, field (witness fees, etc.).....		100,000		100,000		
All personal services, field.....		415,860		460,220		
Total, departmental and field.....		589,000		564,740		
Deduct legislative reductions.....		48,900		69,710		
01 Personal services (net).....		540,100		495,030		
OTHER OBLIGATIONS						
02 Supplies and materials.....		3,000		2,500		
05 Communication service.....		17,000				
06 Travel expenses.....		225,000		16,673		
07 Transportation of things.....		10,000				
08 Printing, binding, etc.....		50,000				
11 Rents.....				6,487		
12 Repairs and alterations.....		3,000				
30 Equipment.....		3,000				
Total other obligations.....		311,000		25,660		
Grand total obligations.....		851,100		520,690		
Obligations by Veterans' Administration.....				-161,670		
Received by transfer from Veterans' Administration.....				-665,400		
Transferred to Division of Investigation.....				+306,380		
Total estimate or appropriation.....		851,100				

Total, Office of the Attorney General, annual appropriations, general fund:

Estimate 1935, **\$7,818,295** Appropriated 1934, **\$13,403,133**

THE JUDICIARY*Salaries, Supreme Court—*

Salaries: For the Chief Justice and eight Associate Justices; reporter of the court; and all other officers and employees, whose compensation shall be fixed by the court, except as otherwise provided by law, and who may be employed and assigned by the Chief Justice to any office or work of the court, including an additional assistant to the reporter of the court, if the court deems one necessary, to enable the reporter to expedite the publication of its reports; **[\$279,173] \$301,776 (U.S.C., title 28, secs. 324, 331; U.S.C., Supp. VI, title 28, secs. 324, 328, 331; act Mar. 1, 1933, 47 Stat. pp. 1381-1382).**

Estimate 1935, **\$301,776** Appropriated 1934, **\$279,173**

By objects	Obligations					
	Estimate, 1935		Estimate, 1934		Actual, 1933	
	Posi- tions	Av. salary	Posi- tions	Av. salary	Posi- tions	Av. salary
PERSONAL SERVICES, FIELD						
Professional service:						
Grade 9. Chief Justice.....	1	\$20,500	1	\$20,500	1	\$20,500
Associate Justice.....	8	20,000	8	20,000	8	20,000
Grade 5. Law clerk.....	1	4,800	1	4,800	1	4,800
Grade 4. Law clerk.....	4	4,175	4	4,175	4	4,175
Grade 3. Law clerk.....	3	3,600	3	3,600	3	3,600
Grade 1. Law clerk.....	1	2,500	1	2,500	1	2,500
Clerical, administrative, and fiscal service:						
Grade 15. Reporter.....	1	8,000	1	8,000	1	8,000
Grade 13. Marshal.....	1	5,500	1	5,500	1	5,500
Grade 12. Librarian and assistant.....	1	4,500	1	4,500	1	4,500

Salaries, Supreme Court—Continued.

By objects	Obligations					
	Estimate, 1935		Estimate, 1934		Actual, 1933	
	Posi- tions	Av. salary	Posi- tions	Av. salary	Posi- tions	Av. salary
PERSONAL SERVICES, FIELD—continued						
Clerical, administrative, and fiscal service—Continued.						
Grade 11. Chief clerk and assistant.....	1	\$4,200	1	\$4,200	1	\$4,200
Secretary.....	1	4,400	1	4,400	1	4,400
Editorial assistant.....	1	3,850	1	3,850	1	3,850
Grade 7. Stenographer.....	1	3,000	1	3,000	1	3,000
Grade 5. Stenographer.....	2	2,250	2	2,250	2	2,250
Clerical assistant.....	1	2,000	1	2,000	1	2,000
Custodial Service:						
Grade 7. Attendant in court room.....	1	2,030	1	2,030	1	2,030
Grade 6. Doorkeeper.....	1	1,730	1	1,730	1	1,730
Messenger and doorkeeper.....	1	1,730	1	1,730	1	1,730
Messenger.....	17	1,801	17	1,801	17	1,801
Grade 4. Page.....	2.8	1,336	2.8	1,336	2.8	1,336
Grade 2. Skilled laborer.....	1	1,140	1	1,140	1	1,140
Total permanent, field.....	51.8	296,230	51.8	296,230	51.8	296,230
Deduct lapses and administrative furloughs.....		8,230				273
Net permanent, field.....		296,230		288,000		295,957
Temporary employees, field.....		5,546				
All personal services, field.....		301,776		288,000		295,957
Deduct legislative reductions.....				16,125		11,553
01 Personal services (net).....		301,776		271,875		284,404
Received by transfer from—						
"Salary of reporter, Supreme Court".....						-8,000
"Salaries, fees, and expenses of marshals, United States courts".....						-7,500
Net total obligations.....		301,776		271,875		268,904
Estimated savings and unobligated balance.....				7,298		11,596
Total estimate or appropriation.....		301,776		279,173		280,500

Printing and Binding, Supreme Court—

Printing and binding: For printing and binding for the Supreme Court of the United States, **[\$21,000] \$23,000**, to be expended as required without allotment by quarters, and to be executed by such printer as the court may designate (*U.S.C., title 28, secs. 334, 336; title 44, sec. 111; U.S.C., Supp. VI, title 28, secs. 334, 336; act Mar. 1, 1933, 47 Stat., p. 1382*).

Estimate 1935, **\$23,000** Appropriated 1934, **\$21,000**

By objects	Obligations		
	Estimate, 1935	Estimate, 1934	Actual, 1933
02 Supplies and materials.....	\$2,400	\$2,400	\$2,365
08 Printing, binding, etc.....	20,600	18,600	16,205
Total obligations.....	23,000	21,000	18,570
Estimated savings and unobligated balance.....			2,430
Total estimate or appropriation.....	23,000	21,000	21,000

Miscellaneous Expenses, Supreme Court—

Miscellaneous expenses: For miscellaneous expenses of the Supreme Court of the United States, including rent of office for the reporter in Washington, to be expended as the Chief Justice may direct, **\$15,000 (act Mar. 1, 1933, 47 Stat., p. 1382)**.

Estimate 1935, **\$15,000** Appropriated 1934, **\$15,000**

By objects	Obligations		
	Estimate, 1935	Estimate, 1934	Actual, 1933
02 Supplies and materials.....	\$2,500	\$2,500	\$831
04 Storage and care of vehicles.....			192
05 Communication service.....	700	700	542
06 Travel expenses.....	1,000	1,000	585
08 Printing, binding, etc.....	1,000	1,000	846
10 Heat, light, power, water, etc.....	500	500	192
11 Rents.....	1,600	1,600	1,398
12 Repairs.....	2,000	2,000	745
13 Special and miscellaneous current expenses.....	2,500	2,500	1,245
30 Equipment.....	3,200	3,200	822
Total obligations.....	15,000	15,000	7,398
Estimated savings and unobligated balance.....			7,602
Total estimate or appropriation.....	15,000	15,000	15,000

Salary, Reporter of Supreme Court—

By objects	Obligations		
	Estimate, 1935	Estimate, 1934	Actual, 1933
Transferred to "Salaries, Supreme Court".....			\$8,000
Deduct legislative reduction.....			-800
Estimated savings and unobligated balance.....			+800
Total estimate or appropriation.....			8,000

Salaries of Circuit, District, and Retired Judges—

Salaries of judges: For **[forty]** *forty-one* circuit judges; one hundred and **[fifty-one]** *fifty-two* district judges (including two in the Territory of Hawaii, one in the Territory of Puerto Rico, **[and]** four in the Territory of Alaska and one in the Virgin Islands); and judges retired under section 260 of the Judicial Code, as amended, and section 518 of the Tariff Act of 1930 **[and general appraiser retired under section 518 of the Tariff Act of 1922]**; in all, **[\$2,217,417]** *\$2,238,250*: *Provided*, That this appropriation shall be available for the salaries of all United States justices and circuit and district judges lawfully entitled thereto whether active or retired (*U.S.C., title 28, secs. 5, 213, 375; U.S.C., Supp. VI, title 28, secs. 5, 213, 213b, 213c, 213d, 375; acts Feb. 20, 1931, 46 Stat., pp. 1196, 1197; Feb. 25, 1931, 46 Stat., p. 1147; Mar. 1, 1933, 47 Stat., p. 1382*).

Estimate 1935, **\$2,238,250**Appropriated 1934, **\$2,217,417**

By objects	Obligations					
	Estimate, 1935		Estimate, 1934		Actual, 1933	
PERSONAL SERVICES, FIELD	Posi- tions	Av. salary	Posi- tions	Av. salary	Posi- tions	Av. salary
Professional service:						
Grade 9. Circuit judge.....	41	\$12,500	41	\$12,500	40	\$12,500
District judge.....	151	10,000	151	10,000	151	10,000
Grade 7. District judge.....	1	7,500	1	7,500	1	7,500
Total permanent, field.....	193	2,030,000	193	2,030,000	192	2,017,500
Deduct lapses and administrative furloughs.....						55,162
Net permanent, field.....		2,030,000		2,030,000		1,962,338
Deduct legislative reductions.....		7,750		11,625		8,625
01 Personal services (net).....		2,022,250		2,018,375		1,953,713
Retirement pay (retired judges).....		240,000		240,000		249,331
Deduct legislative reductions.....		24,000		36,000		22,331
21 Retirement pay (net).....		216,000		204,000		227,000
Grand total obligations.....		2,238,250		2,222,375		2,180,713
Received by transfer from—						
"Salaries, fees, and expenses of marshals, United States courts".....						-32,000
Department of the Interior.....				-6,375		-6,750
Net total obligations.....		2,238,250		2,216,000		2,141,963
Deduct obligation in excess of appropriation.....				-13,503		
Estimated savings and unobligated balances.....				+14,920		+32,037
Total estimate or appropriation.....		2,238,250		2,217,417		2,174,000

Expenses of Circuit and District Judges—

Expenses of judges: For expenses of circuit and district judges of the United States and the judges of the district courts of the United States in Alaska, Puerto Rico, and Hawaii, as provided by law, **[\$111,000]** *\$100,000* (*act Mar. 1, 1933, 47 Stat., p. 1382*).

Estimate 1935, **\$100,000**Appropriated 1934, **\$111,000**

By objects	Obligations		
	Estimate, 1935	Estimate, 1934	Actual, 1933
Transportation.....	\$42,000	\$46,000	\$38,190
Maintenance.....	58,000	65,000	55,101
06 Travel expenses.....	100,000	111,000	93,291
Received by transfer from "Pay of bailiffs, etc., United States courts".....			-93,291
Total estimate or appropriation.....	100,000	111,000	

Salaries and Expenses, United States Court of Customs and Patent Appeals—

Salaries: Presiding judge and four associate judges and all other officers and employees of the court, **[\$84,300]** *\$90,040*.

General expenses: For books and periodicals, including their exchange; stationery, supplies, traveling expenses; drugs, chemicals, cleansers, furniture; and for such other miscellaneous expenses as may be approved by the presiding judge; **[\$4,500]** *\$4,000* (*U.S.C., title 28, secs. 301-306; U.S.C., Supp. VI, title 28, secs. 301, 301a; act Mar. 1, 1933, 47 Stat., p. 1382*).

Estimate 1935, **\$94,040**Appropriated 1934, **\$88,800**

By objects	Obligations					
	Estimate, 1935		Estimate, 1934		Actual, 1933	
PERSONAL SERVICES, FIELD	Posi- tions	Av. salary	Posi- tions	Av. salary	Posi- tions	Av. salary
Professional service:						
Grade 9. Presiding judge.....	1	\$12,500	1	\$12,500	1	\$12,500
Associate judge.....	4	12,500	4	12,500	4	12,500
Clerical, administrative, and fiscal service:						
Grade 13. Clerk.....	1	5,600	1	5,600	1	5,600
Grade 12. Marshal.....	1	4,600	1	4,600	1	4,600
Reporter.....	1	4,600	1	4,600	1	4,600
Grade 9. Assistant clerk.....	1	3,500	1	3,500	1	3,500
Grade 7. Assistant clerk.....					1	2,600
Grade 5. Stenographic clerk.....	5	2,500	5	2,500	5	2,500
Clerical assistant.....	1	2,200	1	2,200	1	2,200
Grade 4. Assistant to reporter.....					1	2,000
Custodial service:						
Grade 4. Messenger.....	2	1,440	2	1,440	2	1,440
Grade 3. Messenger.....	1	1,260	1	1,260	3	1,260
Total permanent, field.....	18	99,640	18	99,640	22	106,760
Deduct lapses and administrative furloughs.....				8,080		7,120
Net permanent, field.....				91,560		99,640
Temporary employees, field.....	1	400	1	400	1	433
All personal services, field.....		100,040		91,960		100,073
Deduct legislative reductions.....		10,000		13,790		15,499
01 Personal services (net).....		90,040		78,170		84,574
OTHER OBLIGATIONS						
02 Supplies and materials.....		750		1,000		253
05 Communication service.....		810		810		566
06 Travel expenses.....		100		100		123
07 Transportation of things.....		25		25		23
12 Repairs and alterations.....		815		815		112
13 Special and miscellaneous current ex- penses.....		300		300		60
30 Equipment.....		1,200		1,450		702
Total other obligations.....		4,000		4,500		1,839
Net total obligations.....		94,040		82,670		86,413
Estimated savings and unobligated bal- ances.....				6,130		18,087
Total estimate or appropriation.....		94,040		88,800		104,500

Printing and Binding, United States Court of Customs and Patent Appeals—

For printing and binding, **\$6,000** (*U.S.C., title 31, sec. 588; act Mar. 1, 1933, 47 Stat., p. 1382*).

Estimate 1935, **\$6,000**Appropriated 1934, **\$6,000**

By objects	Obligations		
	Estimate, 1935	Estimate, 1934	Actual, 1933
08 Printing and binding.....	\$6,000	\$6,000	\$3,887
Estimated savings and unobligated bal- ances.....			1,113
Total estimate or appropriation.....	6,000	6,000	5,000

Salaries and Expenses, United States Customs Court—

Salaries: Presiding judge and eight judges; and all other officers and employees of the court; **[\$209,300]** *\$205,560*.

General expenses: For books and periodicals, including their exchange; stationery, supplies, traveling expenses; and for such other miscellaneous expenses as may be approved by the presiding judge, **\$15,700** (*U.S.C., Supp. VI, title 19, sec. 1518; act Mar. 1, 1933, 47 Stat., p. 1382*).

Estimate 1935, **\$221,260**Appropriated 1934, **\$225,000**

Salaries and Expenses, United States Customs Court—Continued.

By objects	Obligations					
	Estimate, 1935		Estimate, 1934		Actual, 1933	
	Posi- tions	Av. salary	Posi- tions	Av. salary	Posi- tions	Av. salary
PERSONAL SERVICES, FIELD						
Professional service:						
Grade 9. Presiding judge.....	1	\$10,000	1	\$10,000	1	\$10,000
Judge.....	8	10,000	8	10,000	8	10,000
Clerical, administrative, and fiscal service:						
Grade 12. Clerk of court.....	1	5,000	1	5,000	1	5,000
Grade 10. Marshal and deputy clerk.....	1	3,500	1	3,500	1	3,500
Grade 9. Secretary.....	9	3,322	9	3,322	9	3,322
Grade 8. Stenographer-reporter.....	6	3,167	6	3,167	7	3,185
Clerk.....	4	3,100	4	3,100	5	3,060
Grade 6. Clerk.....	3	2,700	3	2,700	5	2,620
Grade 5. Clerk.....	12	2,150	12	2,150	13	2,185
Grade 4. Clerk.....	2	1,850	2	1,850	2	1,850
Stenographer.....	2	1,900	2	1,900	2	1,900
Typist.....	1	1,900	1	1,900	1	1,900
Grade 3. Clerk.....	8	1,630	8	1,630	9	1,619
Stenographer.....	2	1,660	2	1,660	2	1,660
Grade 2. Clerk.....	1	1,440	1	1,440	1	1,440
Custodial service:						
Grade 6. Opener and packer.....	1	1,740	1	1,740	1	1,740
Grade 5. Opener and packer.....	1	1,620	1	1,620	1	1,620
Messenger.....	1	1,620	1	1,620	3	1,620
Grade 1. Messenger.....	3	840	3	840	3	840
Total permanent, field.....	67	228,400	67	228,400	75	247,060
Deduct lapses and administrative fur- lough.....						28,267
Net permanent, field.....		228,400		228,400		218,793
Deduct legislative reductions.....		22,840		34,260		23,230
01 Personal services (net).....		205,560		194,140		195,563
OTHER OBLIGATIONS						
02 Supplies and materials.....		2,500		2,500		1,800
05 Communication service.....		1,500		1,500		1,420
06 Travel expenses.....		9,000		9,000		7,000
07 Transportation of things.....		1,500		1,500		1,250
12 Repairs and alterations.....		100		100		58
13 Special and miscellaneous expenses.....		100		100		30
30 Equipment.....		1,000		1,000		707
Total other obligations.....		15,700		15,700		12,265
Net total obligations.....		221,260		209,840		207,828
Estimated savings and unobligated balances.....				15,160		37,172
Total estimate or appropriation.....		221,260		225,000		245,000

Printing and Binding, United States Customs Court—

For printing and binding, \$2,000 (U.S.C., title 31, sec. 588; act Mar. 1, 1933, 47 Stat., p. 1382).

Estimate 1935, \$2,000

Appropriated 1934, \$2,000

By objects	Obligations		
	Estimate, 1935	Estimate, 1934	Actual, 1933
02 Supplies and materials.....	\$1,500	\$1,000	\$931
08 Printing and binding.....	500	300	184
Estimated savings and unobligated bal- ances.....		700	1,885
Total estimate or appropriation.....	2,000	2,000	3,000

Salaries, Court of Claims—

Salaries: Chief justice and four judges; chief clerk at not exceeding \$6,500; auditor at not exceeding \$5,000; and all other officers and employees of the court, \$102,000 \$109,940 (U.S.C., title 28, secs. 241, 244; U.S.C., Supp. VI, title 28, sec. 241; act Mar. 1, 1933, 47 Stat., p. 1382).

Estimate 1935, \$109,940

Appropriated 1934, \$102,000

By objects	Obligations					
	Estimate, 1935		Estimate, 1934		Actual, 1933	
	Posi- tions	Av. salary	Posi- tions	Av. salary	Posi- tions	Av. salary
PERSONAL SERVICES, FIELD						
Professional service:						
Grade 9. Chief Justice.....	1	\$12,500	1	\$12,500	1	\$12,500
Judge.....	4	12,500	4	12,500	4	12,500
Clerical, administrative, and fiscal service:						
Grade 14. Chief clerk, and commissioner.....	1	6,500	1	6,500	1	7,500
Grade 12. Auditor.....	1	5,000	1	5,000	2	5,300
Grade 10. Assistant clerk.....	1	3,900	1	3,900	1	3,900
Secretary to court.....	1	3,900	1	3,900	1	3,900
Grade 6. Clerical assistant and custodian of building.....	1	2,800	1	2,800	1	2,800
Stenographic law clerk.....	5	2,500	5	2,500	5	2,500
Grade 5. Clerical assistant.....	2	2,400	2	2,400	2	2,400
Bailiff.....	1	2,400	1	2,400	1	2,400

Salaries, Court of Claims—Continued.

By objects	Obligations					
	Estimate, 1935		Estimate, 1934		Actual, 1933	
	Posi- tions	Av. salary	Posi- tions	Av. salary	Posi- tions	Av. salary
PERSONAL SERVICES, FIELD—continued						
Custodial service:						
Grade 4. Watchman.....	3	\$1,440	3	\$1,440	3	\$1,440
Fireman.....	3	1,440	3	1,440	3	1,440
Custodial employee.....	6	1,380	6	1,380	7	1,380
Charwoman.....	2	470	2	470	2	470
Total permanent, field.....	32	122,160	32	122,160	34	130,140
Deduct lapses and administrative furloughs.....				10,860		4,012
Net permanent field.....		122,160		111,300		126,128
Deduct legislative reductions.....		12,220		16,695		18,073
01 Personal services (net).....		109,940		94,605		108,055
Received by transfer from "Salaries and expenses of commissioners, Court of Claims".....						9,000
Net total obligations.....		109,940		94,605		99,055
Estimated savings and unobligated balances.....				7,395		18,445
Total estimate or appropriation.....		109,940		102,000		117,500

Salaries and Expenses of Commissioners, Court of Claims—

Salaries and expenses of commissioners: For salaries of five commissioners at \$7,500 each, and for travel expenses, compensation of stenographers authorized by the court, and for stenographic and other fees and charges necessary in the taking of testimony and in the performance of the duties as authorized by the Act entitled "An Act amending section 2 and repealing section 3 of the Act approved February 24, 1925 (U.S.C., title 28, secs. 269, 270), entitled 'An Act to authorize the appointment of commissioners by the Court of Claims and to prescribe their powers and compensation', and for other purposes", approved June 23, 1930 (U.S.C., Supp. [V.] VI, title 28, sec. 270), \$52,000 \$51,130 (U.S.C., title 28, secs. 269, 270; U.S.C., Supp. VI, title 28, sec. 270; act Mar. 1, 1933, 47 Stat., p. 1382-1383).

Estimate 1935, \$51,130

Appropriated 1934, \$52,000

By objects	Obligations					
	Estimate, 1935		Estimate, 1934		Actual, 1933	
	Posi- tions	Av. salary	Posi- tions	Av. salary	Posi- tions	Av. salary
PERSONAL SERVICES, FIELD						
Professional service:						
Grade 7. Commissioner.....	5	\$7,500	5	\$7,500	7	\$7,500
Clerical, administrative, and fiscal service:						
Grade 5. Stenographer.....	1	2,400	1	2,400	1	2,400
Grade 4. Stenographer.....	6	2,040	6	2,040	8	2,040
Total permanent, field.....	12	52,140	12	52,140	16	71,220
Deduct lapses and administrative furloughs.....						11,983
Net permanent field.....		52,140		52,140		59,237
Deduct legislative reductions.....		5,210		7,821		6,096
01 Personal services (net).....		46,930		44,319		53,141
OTHER OBLIGATIONS						
06 Travel expenses.....		4,200		4,200		4,028
Grand total obligations.....		51,130		48,519		57,169
Transferred to "salaries, Court of Claims".....						+9,000
Net total obligations.....		51,130		48,519		66,169
Estimated savings and unobligated bal- ances.....				3,481		8,831
Total estimate or appropriation.....		51,130		52,000		75,000

Printing and Binding, Court of Claims—

General expenses: For printing and binding, \$30,000 \$25,000 (U.S.C., title 31, sec. 588; act Mar. 1, 1933, 47 Stat., p. 1383).

Estimate 1935, \$25,000

Appropriated 1934, \$30,000

By objects	Obligations		
	Estimate, 1935	Estimate, 1934	Actual, 1933
02 Supplies and materials.....	\$1,500	\$1,500	\$1,227
08 Printing and binding.....	23,500	28,500	23,875
Total obligations.....	25,000	30,000	25,102
Estimated savings and unobligated balance.....			9,898
Total estimate or appropriation.....	25,000	30,000	35,000

Contingent Expenses, Court of Claims—

For stationery, court library, repairs, fuel, electric light, electric elevator, and other miscellaneous expenses, \$6,000 (U.S.C., title 28, sec. 247; act Mar. 1, 1933, 47 Stat., p. 1383).

Estimate 1935, **\$6,000**

Appropriated 1934, **\$6,000**

By objects	Obligations		
	Estimate, 1935	Estimate, 1934	Actual, 1933
02 Supplies and materials.....	\$2,072	\$2,072	\$2,072
05 Communication service.....	894	894	894
06 Travel expenses.....	75	75	75
10 Furnishing heat, light, power, electricity.....	949	949	949
12 Repairs and alterations.....	500	500	500
13 Special and miscellaneous current expenses.....	232	232	232
30 Equipment.....	1,278	1,278	1,278
Total estimate or appropriation.....	6,000	6,000	6,000

Repairs to Buildings, Court of Claims—

For necessary repairs, furnishings, and improvements to the Court of Claims buildings, to be expended under the supervision of the Architect of the Capitol, **[\$4,500]** \$4,000 (act Mar. 1, 1933, 47 Stat., p. 1383).

Estimate 1935, **\$4,000**

Appropriated 1934, **\$4,500**

By objects	Obligations		
	Estimate, 1935	Estimate, 1934	Actual, 1933
12 Repairs and alterations.....	\$4,000	\$4,500	\$3,975
Estimated savings and unobligated balance.....			25
Total estimate or appropriation.....	4,000	4,500	4,000

The Court of Claims is authorized and directed to prescribe a graduated schedule of charges to be made and collected for certified copies of its decisions and findings of fact. The minimum charge to be prescribed for any such copy shall not be less than 25 cents (act Mar. 1, 1933, 47 Stat., p. 1383).

Salaries, Justices and Judges, Territory of Hawaii—

HAWAII: For salaries of the chief justice and two associate justices, and for judges of the circuit courts, **[\$81,167]** \$79,650 (U.S.C., title 48, sec. 632; U.S.C., Supp. VI, title 28, sec. 5; title 48, sec. 634a; act Mar. 1, 1933, 47 Stat., p. 1383).

Estimate 1935, **\$79,650**

Appropriated 1934, **\$81,167**

By objects	Obligations			
	Estimate, 1935		Estimate, 1934	
	Posi- tions	Av. salary	Posi- tions	Av. salary
PERSONAL SERVICES, FIELD				
Professional service:				
Grade 9. Chief Justice.....	1	\$10,500	1	\$10,500
Associate Justice.....	2	10,000	2	10,000
Grade 7. Judge.....	8	7,250	8	7,250
Total permanent, field.....	11	88,500	11	88,500
Deduct lapses and administrative furloughs.....				6,896
Net permanent, field.....		88,500		81,604
Deduct legislative reductions.....		8,850		13,275
01 Personal services (net).....		79,650		75,225
Estimated savings and unobligated balances.....				5,942
Total estimate or appropriation.....		79,650		81,167

Salaries and Expenses, United States Court for China—

For salaries of the judge, district attorney, and other officers and employees of the United States Court for China; court expenses, including reference and law books, ice and drinking water for office purposes, not exceeding \$1,080 for allowances for living quarters, including fuel, heat, and light, and not to exceed \$720 for any one person, as provided by the Act approved June 26, 1930 (U.S.C., Supp. VI, title 5, sec. 118a); traveling expenses of officers and employees of the court, and under such regulations as the Attorney General may prescribe of their families and effects, in going to and

returning from their posts; preparation and transportation of remains of officers and employees who may die abroad or in transit while in the discharge of their official duties, to their former homes in the United States, or to a place not more distant for interment and for the ordinary expenses of such interment; the expense of maintaining in China, American convicts and persons declared insane by the court, rent of quarters for prisoners, ice and drinking water for prison purposes, including wages of prison keepers, and the expense of keeping, feeding, and transporting prisoners and persons declared insane by the court, \$42,440 (act June 30, 1906, 34 Stat., p. 814).

Estimate 1935, **\$42,440**

Appropriated 1934, **\$32,000**

* Exclusive of \$6,600, "Expenses of prisons for American convicts"; \$2,000, "Transportation of Foreign Service officers", and \$1,080, "Office and living quarters, Foreign Service", provided for in 1935 under this title.

NOTE.—The United States Court for China was transferred from Department of State under Executive Order No. 6166 of June 10, 1933.

By objects	Obligations					
	Estimate, 1935		Estimate, 1934		Actual, 1933	
	Posi- tions	Av. salary	Posi- tions	Av. salary	Posi- tions	Av. salary
PERSONAL SERVICES, FIELD						
Professional service:						
Grade 9. Judge.....	1	\$10,000	1	\$10,000	1	\$10,000
Grade 4. Attorney.....	1	4,000	1	4,000	1	4,000
Clerical, administrative, and fiscal service:						
Grade 8. Clerk.....	1	3,000	1	3,000	1	3,000
Marshal.....	1	3,000	1	3,000	1	3,000
Grade 6. Assistant clerk.....	1	2,400	1	2,400	1	2,400
Reporter.....	1	2,400	1	2,400	1	2,400
Grade 4. Deputy marshal.....	1	1,800	1	1,800	1	1,800
Clerk.....	3	1,800	3	1,800	2	1,800
Grade 1. Assistant deputy marshal.....					4	1,275
Total permanent, field.....	10	32,000	10	32,000	13	35,300
Deduct lapses and administrative furloughs.....						963
Net permanent, field.....		32,000		32,000		34,337
Commissioner (per diem).....		1,362		1,500		
Other personal services.....		1,148		1,148		3,692
All personal services, field.....		34,510		34,648		38,029
Add cash allowances for quarters, heat, light, etc.....		1,080		1,080		5,250
Total, permanent, field.....		35,590		35,728		43,279
Deduct legislative reductions.....		3,560		5,198		3,589
01 Personal services (net).....		32,030		30,530		39,690
OTHER OBLIGATIONS						
02 Supplies and materials.....		230		230		126
03 Subsistence and support of persons.....		6,600		6,600		6,600
05 Communication service.....		250		250		250
06 Travel expenses.....		2,900		2,900		2,900
13 Special and miscellaneous current expenses.....		50		50		43
30 Equipment.....		380		380		380
Total other obligations.....		10,410		10,410		10,299
Grand total obligations.....		42,440		40,940		39,489
Deduct amount received by transfer from the Department of State.....				-8,940		-4,489
Total estimate or appropriation.....		42,440		32,000		35,000

Salaries, District Court, Panama Canal Zone—

For the salaries of the officials and employees of the District Court of the United States for the Panama Canal Zone, \$41,205 (act Sept. 21, 1922, 42 Stat., p. 1005) (submitted).

Estimate 1935, **\$41,205**

Appropriated 1934, **\$45,785**

NOTE.—The District Court, Panama Canal Zone, was transferred from the War Department under Executive Order No. 6166 of June 10, 1933.

By objects	Obligations					
	Estimate, 1935		Estimate, 1934		Actual, 1933	
	Posi- tions	Av. salary	Posi- tions	Av. salary	Posi- tions	Av. salary
Professional service:						
Grade 9. Judge.....	1	\$10,000	1	\$10,000	1	\$10,000
Grade 5. District Attorney.....	1	5,000	1	5,000	1	5,000
Grade 4. Assistant district attorney.....	1	4,000	1	4,000	1	4,000
Clerical, administrative and fiscal service:						
Grade 12. Marshal.....	1	5,000	1	5,000	1	5,000
Grade 11. Clerk of court.....	1	3,875	1	3,875	1	3,875
Grade 9. Deputy clerk.....	1	3,250	1	3,250	1	3,250
Secretary.....	1	3,250	1	3,250	1	3,250
Grade 7. Deputy clerk.....	1	2,875	1	2,875	1	2,875
Deputy marshal.....	1	2,875	1	2,875	1	2,875
Clerk.....	1	3,125	1	3,125	1	3,125

Salaries, District Court, Panama Canal Zone—Continued.

By objects	Obligations					
	Estimate, 1935		Estimate, 1934		Actual, 1933	
	Posi- tions	Av. salary	Posi- tions	Av. salary	Posi- tions	Av. salary
Clerical, administrative, and fiscal service—Continued.						
Grade 2. Clerk.....	1	\$1, 575	1	\$1, 575	1	\$1, 575
Alien office helper.....	1	960	1	960	1	930
Total permanent, field.....	12	45, 785	12	45, 785	12	45, 785
Deduct lapses and administrative furloughs.....						470
Net permanent positions, field.....		45, 785		44, 825		45, 315
Deduct legislative reductions.....		4, 580		6, 868		4, 698
01 Personal services (net).....		41, 205		38, 917		40, 617
Estimated savings and unobligated balance.....				6, 868		5, 168
Total estimate or appropriation.....		41, 205		45, 785		45, 785

Salaries, Fees, and Expenses of Marshals, United States Courts—

Salaries and expenses of marshals, and so forth: For salaries, fees, and expenses of United States marshals and their deputies, including services rendered in behalf of the United States or otherwise, services in Alaska in collecting evidence for the United States when so specially directed by the Attorney General, traveling expenses, and maintenance, alteration, repair, and operation of motor-propelled passenger-carrying vehicles used in connection with the transaction of the official business of the United States marshals, **[\$3,935,500]** \$2,971,730 (U.S.C., title 5, sec. 676; title 28, secs. 574, 579, 582-585; act Mar. 1, 1933, 47 Stat., p. 1383).

Estimate 1935, **\$2,971,730**Appropriated 1934, **\$3,935,500**

By objects	Obligations					
	Estimate, 1935		Estimate, 1934		Actual, 1933	
	Posi- tions	Av. salary	Posi- tions	Av. salary	Posi- tions	Av. salary
PERSONAL SERVICES, FIELD						
Clerical, administrative, and fiscal service:						
Grade 14. Marshal.....	7	\$6, 929	7	\$6, 929	7	\$6, 929
Grade 13. Marshal.....	21	5, 848	21	5, 848	21	5, 848
Grade 12. Marshal.....	43	4, 847	43	4, 847	43	4, 847
Grade 11. Marshal.....	20	4, 105	20	4, 105	20	4, 105
Grade 9. Deputy marshal.....	3	3, 533	3	3, 533	3	3, 533
Grade 8. Deputy marshal.....	8	3, 100	8	3, 100	9	3, 111
Grade 7. Deputy marshal.....	24	2, 813	24	2, 813	25	2, 808
Grade 6. Deputy marshal.....	61	2, 575	61	2, 575	66	2, 562
Grade 5. Deputy marshal.....	51	2, 227	51	2, 227	55	2, 225
Grade 4. Deputy marshal.....	83	1, 952	83	1, 952	87	1, 952
Grade 3. Deputy marshal.....	385	1, 738	393	1, 736	455	1, 737
Grade 2. Deputy marshal.....	225	1, 584	233	1, 579	267	1, 577
Grade 1. Deputy marshal.....	19	1, 260	28	1, 260	33	1, 296
Total permanent, field.....	950		975		1, 091	
Deduct lapses and administrative furloughs.....		2, 044, 460		2, 080, 280		2, 283, 200
Net permanent, field.....		21, 030				30, 129
Guarding and destroying seized property.....		2, 023, 430		2, 080, 280		2, 253, 071
Fees, etc.....		14, 570		25, 000		54, 277
All personal services, field.....		5, 000		5, 000		7, 145
Deduct legislative reductions.....		2, 043, 000		2, 110, 280		2, 314, 493
01 Personal services (net).....		300		300		300
02 Supplies and materials.....		2, 042, 700		2, 109, 980		2, 314, 193
03 Subsidence and support of persons.....		204, 270		312, 040		233, 822
04 Total, storage and care of vehicles.....		1, 838, 430		1, 797, 940		2, 080, 371
OTHER OBLIGATIONS						
Storage and care of vehicles:						
Storage of seized vehicles.....		5, 000		20, 000		31, 915
Storage of other vehicles.....		10, 000		10, 000		10, 922
04 Total, storage and care of vehicles.....		15, 000		30, 000		42, 837
05 Communication service.....		45, 000		45, 000		55, 958
06 Travel expenses.....		1, 000, 000		1, 050, 000		1, 140, 868
Transportation of things (service):						
Transportation of seized property.....		5, 000		9, 000		12, 069
Other transportation.....		3, 500		3, 500		3, 692
07 Total, transportation of things.....		8, 500		12, 500		15, 761
Advertising and publication of notices:						
Advertising of seized property.....		10, 000		22, 500		32, 722
Other advertising.....		700		700		702
09 Total, advertising, etc.....		10, 700		23, 200		33, 424
10 Heat, light, power, etc.....		2, 600		2, 600		2, 613
11 Rents.....		1, 000		1, 000		1, 108
12 Repairs and alterations.....		2, 000		2, 000		2, 124

Salaries, Fees, and Expenses of Marshals, United States Courts—Continued.

By objects	Obligations		
	Estimate, 1935	Estimate, 1934	Actual, 1933
OTHER OBLIGATIONS—continued			
Special and miscellaneous current expenses:			
Storage of seized property other than vehicles.....	\$25, 000	\$49, 000	\$70, 457
Other items.....	9, 000	9, 000	8, 841
13 Total special and miscellaneous current expenses.....	34, 000	58, 000	79, 298
30 Equipment.....	500	500	412
Total other obligations.....	1, 133, 300	1, 238, 800	1, 396, 191
Grand total obligations.....	2, 971, 730	3, 036, 740	3, 476, 562
Received by transfer from "Fees of jurors and witnesses, United States Courts, 1933".....			-55, 610
Transferred to the following appropriations:			
"Traveling and miscellaneous expenses," 1933.....			+5, 000
"Salaries, supreme court," 1933.....			+7, 500
"Salaries, circuit, district, and retired judges," 1933.....			+32, 000
"Salaries and expenses of district attorneys, United States courts," 1933.....			+34, 000
"Pay of special assistant attorneys, United States courts," 1933.....			+54, 000
"Salaries and expenses of clerks, United States courts," 1933.....			+87, 000
"Fees and expenses of conciliation commissioners," 1934.....			+25, 000
Net total obligations.....	2, 971, 730	3, 036, 740	3, 665, 452
Estimated savings and unobligated balances.....		898, 760	434, 548
Total estimate or appropriation.....	2, 971, 730	3, 935, 500	4, 100, 000

Salaries and Expenses of District Attorneys, United States Courts—

Salaries and expenses of district attorneys, and so forth: For salaries, traveling, and other expenses of United States district attorneys and their regular assistants, clerks, and other employees, including the office expenses of United States district attorneys in Alaska, and for salaries of regularly appointed clerks to United States district attorneys for services rendered during vacancy in the office of the United States district attorney, **[\$3,049,020]** \$2,344,580 (U.S.C., title 5, sec. 676; title 28, secs. 579-581; U.S.C., Supp. VI, title 28, secs. 580, 581; act Mar. 1, 1933, 47 Stat., p. 1383).

Estimate 1935, **\$2,344,580**Appropriated 1934, **\$3,049,020**

By objects	Obligations					
	Estimate, 1935		Estimate, 1934		Actual, 1933	
	Posi- tions	Av. salary	Posi- tions	Av. salary	Posi- tions	Av. salary
PERSONAL SERVICES, FIELD						
Professional service:						
Grade 9. Attorney.....	3	\$10, 000	3	\$10, 000	3	\$10, 000
Grade 8. Attorney.....	4	8, 125	4	8, 125	4	8, 125
Grade 7. Attorney.....	26	7, 000	26	7, 000	26	7, 000
Assistant attorney.....	2	7, 250	2	7, 250	2	7, 250
Grade 6. Attorney.....	40	5, 820	40	5, 820	40	5, 820
Assistant attorney.....	5	5, 914	6	5, 914	11	5, 914
Grade 5. Attorney.....	18	5, 144	18	5, 144	18	5, 144
Assistant attorney.....	23	4, 985	25	4, 985	35	4, 985
Grade 4. Assistant attorney.....	55	4, 047	60	4, 047	81	4, 053
Grade 3. Assistant attorney.....	116	3, 458	121	3, 458	140	3, 465
Grade 2. Assistant attorney.....	98	2, 960	101	2, 960	122	2, 960
Grade 1. Assistant attorney.....	23	2, 244	26	2, 244	34	2, 244
Clerical, administrative, and fiscal service:						
Grade 9. Clerk.....	1	3, 700	1	3, 700	1	3, 700
Grade 7. Clerk.....	13	2, 677	13	2, 677	18	2, 677
Grade 6. Clerk.....	21	2, 383	21	2, 383	29	2, 383
Grade 5. Clerk.....	21	2, 121	24	2, 121	24	2, 121
Grade 4. Clerk.....	119	1, 903	123	1, 903	147	1, 903
Grade 3. Clerk.....	113	1, 679	120	1, 679	146	1, 679
Grade 2. Clerk.....	112	1, 459	130	1, 459	152	1, 459
Grade 1. Clerk.....	25	1, 289	29	1, 289	42	1, 289
Custodial service:						
Grade 7. Messenger.....	1	1, 980	1	1, 980	1	1, 980
Grade 6. Messenger.....	1	1, 800	1	1, 800	1	1, 800
Grade 5. Messenger.....	2	1, 440	2	1, 440	2	1, 440
Grade 3. Messenger.....	4	1, 245	4	1, 245	4	1, 245
Grade 2. Messenger.....	2	1, 110	2	1, 110	2	1, 110
Grade 1. Messenger.....	13	789	13	789	13	789
Total permanent, field.....	8612	463, 050	9162	590, 000	1, 083	693, 320
Deduct lapses and administrative furloughs.....		24, 630				131, 700
Net permanent, field.....		2, 438, 420		2, 590, 000		2, 961, 620
Temporary employees.....						1, 850
All personal services, field.....		2, 438, 420		2, 590, 000		2, 963, 470
Deduct legislative reductions.....		243, 840		388, 500		306, 250
01 Personal services (net).....		2, 194, 580		2, 201, 500		2, 657, 220

Salaries and Expenses of District Attorneys, United States Courts—Continued.

By objects	Obligations		
	Estimate, 1935	Estimate, 1934	Actual, 1933
OTHER OBLIGATIONS			
02 Supplies and materials.....	\$600	\$600	\$639
05 Communication service.....	54,800	60,000	76,803
06 Travel expenses.....	90,000	109,800	141,676
07 Transportation of things.....	1,000	1,000	999
08 Printing, binding, etc.....	100	100	119
10 Heat, light, power, etc.....	1,100	1,100	1,187
11 Rents.....	400	400	411
12 Repairs and alterations.....	1,000	1,000	1,053
13 Special and miscellaneous current expenses.....	800	800	873
30 Equipment.....	200	200	261
Total other obligations.....	150,000	175,000	224,021
Grand total obligations.....	2,344,580	2,376,500	2,881,241
Deduct amounts transferred from the following appropriations:			
"Fees of jurors and witnesses, United States courts".....			-106,560
"Salaries, fees, and expenses of marshals, United States courts".....			-34,000
Net total obligations.....	2,344,580	2,376,500	2,740,681
Estimated savings and unobligated balances.....		672,520	309,319
Total estimate or appropriation.....	2,344,580	3,049,020	3,050,000

Pay of Special Assistant Attorneys, United States Courts—

Salaries and expenses of special attorneys, and so forth: For compensation and traveling expenses of special attorneys and assistants to the Attorney General and to United States district attorneys employed by the Attorney General to aid in special cases, and for payment of foreign counsel employed by the Attorney General in special cases, **[\$336,717]** \$600,000: *Provided*, That the amount paid as compensation out of the funds herein appropriated to any person employed hereunder shall not exceed \$10,000 (*U.S.C., title 5, sec. 315; U.S.C., Supp. VI, title 5, sec. 315; act Mar. 1, 1933, 47 Stat., p. 1383*).

Estimate 1935, **\$600,000** Appropriated 1934, **\$336,717**

By objects	Obligations					
	Estimate, 1935		Estimate, 1934		Actual, 1933	
PERSONAL SERVICES, FIELD	Posi- tions	Av. salary	Posi- tions	Av. salary	Posi- tions	Av. salary
Professional service:						
Grade 9. Attorney.....	10	\$9,300	5	\$9,600	5	\$9,600
Grade 7. Attorney.....	15	6,900	10	7,100	10	7,100
Grade 6. Attorney.....	21	5,740	17	5,706	17	5,833
Grade 5. Attorney.....	16	4,807	8	4,963	8	5,188
Grade 4. Attorney.....	10	3,725	3	3,867	5	3,867
Grade 3. Attorney.....	7	3,420	3	3,567	4	3,567
Grade 2. Attorney.....	7	2,700	2	3,000	2	3,000
Grade 1. Attorney.....	3	2,000	1	2,000	2	2,000
Total permanent, field.....	89	480,000	49	286,000	53	303,280
Professional services to be determined.....		120,000		59,500		67,010
Net permanent, field.....		600,000		345,500		370,290
Deduct legislative reductions.....		60,000		51,825		35,425
01 Personal services (net).....		540,000		293,675		334,865
OTHER OBLIGATIONS						
06 Travel expenses.....		60,000		20,000		17,893
Grand total obligations.....		600,000		313,675		352,758
Deduct amount transferred from "Salaries, fees, and expenses of marshals, United States courts".....						-54,000
Net total obligations.....		600,000		313,675		298,758
Estimated savings and unobligated bal- ances.....				23,042		61,242
Total estimate or appropriation.....		600,000		336,717		360,000

Salaries and Expenses of Clerks, United States Courts—

Salaries and expenses, clerks of courts: For salaries of clerks of United States circuit courts of appeals and United States district courts, their deputies, and other assistants, travel expenses pursuant to the subsistence expense Act of 1926, as amended (*U.S.C., Supp. VI, title 5, secs. 821-833*), and other expenses of conducting their respective offices, **[\$1,856,580]** \$1,807,060 (*U.S.C., title 5, secs.*

676, 821-833; title 28, secs. 6, 7, 544, 545, 547, 557-570; U.S.C., Supp. VI, title 28, sec. 561a; act Mar. 1, 1933, 47 Stat., p. 1383).

Estimate 1935, **\$1,807,060** Appropriated 1934, **\$1,856,580**

By objects	Obligations					
	Estimate, 1935		Estimate, 1934		Actual, 1933	
PERSONAL SERVICES, FIELD	Posi- tions	Av. salary	Posi- tions	Av. salary	Posi- tions	Av. salary
Clerical, administrative, and fiscal service:						
Grade 14. Clerk	12	\$6,667	12	\$6,667	12	\$6,667
Grade 13. Clerk	31	5,671	31	5,671	31	5,671
Grade 12. Clerk	34	4,971	34	4,971	34	5,037
Grade 11. Clerk	24	4,467	24	4,467	24	4,467
Grade 10. Deputy clerk	1	3,600	1	3,600	4	3,600
Grade 9. Deputy clerk	15	3,346	15	3,346	16	3,353
Grade 8. Deputy clerk	20	3,036	20	3,036	22	3,036
Clerical assistant	1	2,900	1	2,900	1	2,900
Grade 7. Deputy clerk	38	2,751	38	2,751	43	2,751
Clerical assistant	1	2,600	1	2,600	1	2,600
Grade 6. Deputy clerk	58	2,473	58	2,473	63	2,473
Grade 5. Deputy clerk	48	2,202	48	2,202	53	2,205
Grade 4. Deputy clerk	107	1,930	107	1,930	113	1,931
Clerical assistant	17	1,952	17	1,952	19	1,952
Grade 3. Deputy clerk	101	1,716	101	1,716	113	1,716
Clerical assistant	29	1,713	29	1,713	29	1,713
Grade 2. Deputy clerk	98	1,541	98	1,541	103	1,541
Clerical assistant	53	1,513	53	1,513	57	1,513
Grade 1. Deputy clerk	125	1,097	125	1,097	129	1,097
Clerical assistant	61	1,313	61	1,313	61	1,313
	874		874			
Total permanent, field		1,916,900		1,916,900	928	2,031,010
Deduct lapses and administrative furloughs.		19,170		8,420		16,500
Net permanent, field		1,897,730		1,908,480		2,014,510
Temporary employees						553
All personal services, field		1,897,730		1,908,480		2,015,063
Deduct legislative reductions		189,770		286,275		205,665
01 Personal services (net)		1,707,960		1,622,205		1,809,398
OTHER OBLIGATIONS						
02 Supplies and materials		400		400		412
05 Communication service		35,000		35,000		35,682
06 Travel expenses		60,000		60,000		60,505
07 Transportation of things		900		900		938
09 Advertising and publication of notices						6
11 Rents		700		700		710
12 Repairs and alterations		1,100		1,100		1,104
13 Special and current miscellaneous expenses		250		250		273
30 Equipment		750		760		746
Total other obligations		99,100		99,110		100,376
Grand total obligations		1,807,060		1,721,315		1,909,774
Deduct amounts transferred from—						
“Fees of jurors and witnesses, United States courts”						-107,830
“Salaries, fees, and expenses of marshals, United States courts”						-87,000
Net total obligations		1,807,060		1,721,315		1,714,944
Estimated savings and unobligated balances				135,265		210,056
Total estimate or appropriation		1,807,060		1,856,580		1,925,000

Fees of Commissioners, United States Courts—

Fees of commissioners: For fees of the United States commissioners and other committing magistrates acting under section 1014, Revised Statutes (*U.S.C., title 18, sec. 591*), **[\$550,000]** \$405,000: *Provided*, That the statutory fees of United States commissioners for services rendered after June 30, 1933, shall be applicable and payable only when an account therefor is rendered by the commissioner within one year after the rendition of such services (*U.S.C., title 18, sec. 591; title 28, secs. 526, 597, 599; act Mar. 1, 1933, 47 Stat., p. 1383*).

Estimate 1935, **\$405,000** Appropriated 1934, **\$550,000**

By objects	Obligations		
	Estimate, 1935	Estimate, 1934	Actual, 1933
Statutory fees.....	\$450,000	\$550,000	\$635,000
Deduct legislative reductions.....	45,000	-82,500	-35,000
01 Personal services (net).....	405,000	467,500	600,000
Estimated savings.....		82,500	35,000
Deduct excess of estimated obligation over amount available.....			-85,000
Total estimate or appropriation.....	405,000	550,000	550,000

Fees and Expenses of Conciliation Commissioners, United States Courts—

For fees of conciliation commissioners, and per diem allowance and traveling expenses of supervising conciliation commissioners, as authorized by the Act entitled "An Act to amend an Act entitled 'An Act to establish a uniform system of bankruptcy throughout the United States,' approved July 1, 1898, and Acts amendatory thereof and supplementary thereto," approved March 3, 1933, the [sum of \$25,000 is transferred and made available until June 30, 1934, from the appropriation "Salaries, fees, and expenses of marshals, United States courts, 1933"] *unexpended balance of the amount made available for this purpose in the Third Deficiency Act, fiscal year 1933, is continued available until June 30, 1935 (act May 29, 1933, 47 Stat., p. 98).*

By objects	Obligations		
	Estimate, 1935	Estimate, 1934	Actual, 1933
Statutory fees.....	\$12,000	\$12,000	
Deduct legislative reductions.....	1,200	1,800	
01 Personal services (net).....	10,800	10,200	
06 Expense of travel and subsistence.....	500	500	
Estimated savings and unobligated balances.....	1,200	1,800	
Net total obligations.....	12,500	12,500	
Deduct in 1935 and add in 1934 amount of 1934 unexpended balance available for 1935.....	-12,500	+12,500	
Deduct amount transferred from "Salaries, fees, and expenses of marshals, United States courts, 1933".....		-25,000	
Total estimate or appropriation.....			

Fees of Jurors and Witnesses, United States Courts—

Fees of jurors and witnesses: For mileage and per diems of jurors; for mileage and per diems of witnesses and for per diems in lieu of subsistence; and for payment of the expenses of witnesses, as provided by section 850, Revised Statutes (U.S.C., title 28, sec. 604), including the expenses, mileage, and per diems of witnesses on behalf of the Government before the United States Customs Court, such payments to be made on the certification of the attorney for the United States and to be conclusive as provided by section 846, Revised Statutes (U.S.C., title 28, sec. 577) [\$3,135,000] \$2,250,000: *Provided*, That not to exceed \$10,000 of this amount shall be available for such compensation and expenses of witnesses or informants as may be authorized or approved by the Attorney General, which approval shall be conclusive: *Provided further*, That no part of the sum herein appropriated shall be used to pay any witness more than one attendance fee for any one calendar day (U.S.C., title 28, secs. 600-605; U.S.C., Supp. VI, title 28, secs. 600a-600d, 608; act Mar. 1, 1933, 47 Stat., pp. 1383-1384).

Estimate 1935, **\$2,250,000** Appropriated 1934, **\$3,135,000**

By objects	Obligations		
	Estimate, 1935	Estimate, 1934	Actual, 1933
PERSONAL SERVICES, FIELD			
Per diem of jurors.....	\$1,185,000	\$1,250,000	\$1,276,293
Per diem of witnesses.....	250,000	275,000	283,878
01 Personal services (net).....	1,435,000	1,525,000	1,560,171
OTHER OBLIGATIONS			
Travel expenses:			
Jurors:			
Mileage.....	275,000	290,000	294,509
Witnesses:			
Mileage.....	475,000	510,000	517,508
Expenses.....	65,000	75,000	78,425
06 Total travel expenses.....	815,000	875,000	890,442
Grand total obligations.....	2,250,000	2,400,000	2,450,613
Transferred to:			
"Salaries, Department of Justice".....		+17,034	+155,000
"Books, Department of Justice".....		+1,092	
"Contingent expenses, Department of Justice".....		+1,000	
"Rent of buildings, Department of Justice".....		+6,500	
"Examination of judicial offices".....			+25,000
"Salaries, fees, and expenses of marshals, United States courts".....			+55,610
"Salaries and expenses of district attorneys, United States courts".....			+106,560

Fees of Jurors and Witnesses, United States Courts—Continued.

By objects	Obligations		
	Estimate, 1935	Estimate, 1934	Actual, 1933
OTHER OBLIGATIONS—continued			
Transferred to—Continued.			
"Salaries and expenses of clerks, United States courts".....			+\$107,830
Net total obligations.....	\$2,250,000	\$2,425,626	2,900,613
Estimated savings and unobligated balances.....		709,374	849,387
Total estimate or appropriation.....	2,250,000	3,135,000	3,750,000

Rent of Court Rooms, United States Courts—

Rent: For rent of rooms for the United States courts and judicial officers, [\$73,500] \$55,000 (act Mar. 1, 1933, 47 Stat., p. 1384).

Estimate 1935, **\$55,000** Appropriated 1934, **\$73,500**

By objects	Obligations		
	Estimate, 1935	Estimate, 1934	Actual, 1933
11 Rents.....	\$55,000	\$71,644	\$87,368
Estimated savings and unobligated balances.....		1,856	2,632
Total estimate or appropriation.....	55,000	73,500	90,000

Pay of Bailiffs, etc., United States Courts—

Salaries and expenses of bailiffs, etc.: For bailiffs, not exceeding three bailiffs in each court, except in the southern district of New York and the northern district of Illinois; meals and lodging for jurors in United States cases, and of bailiffs in attendance upon the same, when ordered by the court, and meals and lodging for jurors in Alaska, as provided by section 193, Title II, of the Act of June 6, 1900 (U.S.C., title 28, Secs. 9, 557-570, 595, 596), and compensation for jury commissioners, \$5 per day, not exceeding three days for any one term of court, [\$253,000] \$247,430: *Provided*, That no per diem shall be paid to any bailiff unless the court is actually in session and the judge present and presiding or present in chambers (U.S.C., title 28, secs. 9, 557-570, 595, 596; act Mar. 1, 1933, 47 Stat., p. 1384).

Estimate 1935, **\$247,430** Appropriated 1934, **\$253,000**

By objects	Obligations		
	Estimate, 1935	Estimate, 1934	Actual, 1933
PERSONAL SERVICES, FIELD			
Per diems of bailiffs.....	\$248,000	\$248,500	\$249,867
Per diems of jury commissioners.....	4,700	5,000	4,671
All personal services, field.....	252,700	253,500	254,538
Deduct legislative reductions.....	25,270	37,275	25,225
01 Personal services (net).....	227,430	216,225	229,313
OTHER OBLIGATIONS			
03 Meals and lodging for jurors.....	20,000	20,205	21,776
Grand total obligations.....	247,430	236,430	251,089
Transferred to "Expenses of circuit and district judges".....			+93,291
Net total obligations.....	247,430	236,430	344,380
Estimated savings and unobligated balances.....		16,570	55,620
Total estimate or appropriation.....	247,430	253,000	400,000

Miscellaneous Expenses, United States Courts—

Miscellaneous expenses: For such miscellaneous expenses as may be authorized or approved by the Attorney General, for the United States courts and their officers, including experts at such rates of compensation as may be authorized or approved by the Attorney General, including also so much as may be necessary in the discretion of the Attorney General for such expenses in the District of Alaska and in courts other than Federal courts, and

including traveling expenses pursuant to the Subsistence Expense Act of 1926, as amended (U.S.C., Supp. VI, title 5, ch. 16), **[\$884,000]** *§827,460: Provided, That the maximum salary paid to any law clerk to any circuit judge shall not exceed \$2,400 per annum (U.S.C., title 5, secs. 821-833; U.S.C., Supp. VI, title 5, secs. 821-833; title 28, sec. 222a; act Mar. 1, 1933, 47 Stat., p. 1384).*

Estimate 1935, **\$827,460**

Appropriated 1934, **\$884,000**

By objects	Obligations					
	Estimate, 1935		Estimate, 1934		Actual, 1933	
PERSONAL SERVICES, FIELD	Posi- tions	Av. salary	Posi- tions	Av. salary	Posi- tions	Av. salary
Professional service:						
Grade 1. Law clerk	41	\$2,383	41	\$2,383	31	\$2,377
Subprofessional service:						
Grade 1. Library aid	11	1,020	11	1,020	11	1,020
Clerical, administrative, and fiscal service:						
Grade 7. Clerk-stenographer	9	2,644	9	2,644	9	2,644
Grade 6. Clerk-stenographer	46	2,400	46	2,400	46	2,400
Grade 5. Clerk-stenographer	98	2,055	98	2,055	112	2,048
Grade 4. Clerk-stenographer	27	1,809	27	1,809	27	1,809
Grade 3. Clerk-stenographer	7	1,680	7	1,680	10	1,680
Grade 2. Clerk-stenographer	8	1,493	8	1,493	8	1,493
Grade 1. Clerk-stenographer	1	1,260	1	1,260	1	1,260
Total permanent, field	248	517,920	248	517,920	255	526,960
Deduct lapses and administrative fur- loughs						24,114
Net permanent, field		517,920		517,920		502,846
Special expert services		162,130		194,200		173,532
All personal services, field		680,050		712,120		676,378
Deduct legislative reductions		51,790		77,690		53,279
01 Personal services (net)		628,260		634,430		623,099
OTHER OBLIGATIONS						
02 Supplies and materials		5,000		5,000		4,811
03 Subsistence and support of persons		2,000		3,000		3,503
05 Communication service		28,000		30,000		28,725
06 Travel expenses		33,000		35,000		33,174
07 Transportation of things		1,500		1,600		1,581
08 Printing, binding, etc.		95,000		95,000		89,205
09 Advertising and publication of notices		15,000		15,000		15,563
10 Heat, light, power, etc.		6,500		6,500		6,536
11 Rents		200		200		179
12 Repairs and alterations		500		500		503
13 Special and miscellaneous current ex- penses		11,000		12,500		11,006
22 Grants, subsidies, and contributions		1,000		1,000		849
30 Equipment		500		500		387
Total other obligations		199,200		205,800		196,022
Net total obligations		827,460		840,230		819,121
Estimated savings and unobligated bal- ances				43,770		80,879
Total estimate or appropriation		827,460		884,000		900,000

Supplies for United States Courts—

Supplies: For supplies, including the exchange of typewriting and adding machines, for the United States courts and judicial officers, including firearms and ammunition therefor, to be expended under the direction of the Attorney General, **[\$85,000]** *§80,000 (act Mar. 1, 1933, 47 Stat., p. 1384).*

Estimate 1935, **\$80,000**

Appropriated 1934, **\$85,000**

By objects	Obligations		
	Estimate, 1935	Estimate, 1934	Actual, 1933
02 Supplies and materials	\$52,500	\$55,000	\$53,310
07 Transportation of things	5,000	5,000	5,104
12 Repairs and alterations			9
30 Equipment	22,500	25,000	16,353
Total obligations	80,000	85,000	74,776
Estimated savings and unobligated balance			224
Total estimate or appropriation	80,000	85,000	75,000

Books for Judicial Officers—

Law books: For the purchase of law books, including the exchange thereof, for United States judges, district attorneys, and other judicial officers, including the libraries of the ten United States circuit courts of appeals, for the purchase of the Federal Reporter and continuations thereto as issued, to be expended under the direction of the Attorney General, **\$75,000: Provided, That such books shall in all cases be transmitted to their successors in**

office; all books purchased thereunder to be marked plainly, "The property of the United States": *Provided further, That not to exceed \$2 per volume shall be paid for the current and future volumes of the United States Code, Annotated (U.S.C., title 28, sec. 530; U.S.C., Supp. VI, title 28, sec. 530; act Mar. 1, 1933, 47 Stat., p. 1384).*

Estimate 1935, **\$75,000**

Appropriated 1934, **\$75,000**

By objects	Obligations		
	Estimate, 1935	Estimate, 1934	Actual, 1933
30 Educational and scientific equipment	\$75,000	\$75,000	\$67,948
Estimated savings and unobligated balance			7,052
Total estimate or appropriation	75,000	75,000	75,000

Total, The Judiciary, annual appropriations, general fund:

Estimate 1935, **\$15,023,951**

Appropriated 1934, **\$17,552,159**

PENAL AND CORRECTIONAL INSTITUTIONS

For all services, including personal services compensated upon fee basis, supplies, materials, and equipment in connection with or incident to the subsistence and care of inmates and maintenance and upkeep of Federal penal and correctional institutions, including farm and other operations not otherwise specifically provided for in the discretion of the Attorney General; gratuities for inmates at release, provided such gratuities shall be furnished to inmates sentenced for terms of imprisonment of not less than six months, and transportation to the place of conviction or bona fide residence at the time of conviction or to such other place within the United States as may be authorized by the Attorney General; expenses of interment or transporting remains of deceased inmates to their homes in the United States; maintenance and repair of passenger-carrying vehicles; traveling expenses of institution officials and employees when traveling on official duty, including expenses of attendance at meetings concerned with the work of the several institutions when authorized by the Attorney General, and including expenses incurred in pursuing and identifying escaped inmates; traveling expenses of members of advisory boards authorized by law incurred in the discharge of their official duties; rewards for the capture of escaped inmates; newspapers, books, and periodicals; firearms and ammunition; tobacco for inmates; and the purchase and exchange of farm products and livestock, when authorized by the Attorney General: *Provided, That any part of the appropriations under this heading used for payment of salaries of personnel employed in the operation of prison commissaries shall be reimbursed from commissary earnings, and such reimbursement shall be in addition to the amounts appropriated herein.*

Prison Industries Working Capital Fund—

Prison industries working capital fund: Prison industries working capital fund, **[1933] 1934** and prior years, is reappropriated and made available for the fiscal year **[1934] 1935**, including payment of obligations incurred in prior years; and the said working capital fund and all receipts credited thereto may be used as a revolving fund for the fiscal year **[1934] 1935**, for the purposes authorized by the Act entitled "An Act to provide for the diversification of employment of Federal prisoners for their training and schooling in trades and occupations, and for other purposes," approved May 27, 1930 (U. S. C., Supp. **[V,] VI**, title 18, secs. 744d, 744e, 744f) **[: Provided, That no part of this appropriation shall be used for the procurement and/or installation in any Federal correctional or penal institution of machinery for the manufacture of metal furniture and/or metal office equipment: Provided, That \$400,000 of the prison industries working capital fund shall, on or before June 30, 1933, be covered into the Treasury of the United States to the credit of "Miscellaneous receipts": Provided further, That no part of the prison industries working capital fund, during the fiscal year ending June 30, 1934, shall be used for the purchase of yarn from private industry for the manufacture of cotton duck] (U. S. C., Supp. VI, title 18, secs. 744d, 744e, 744f; act Mar. 1, 1933, 47 Stat., p. 1385).**

Medical and Hospital Service, Penal Institutions—

Medical and hospital service: For medical relief for, and incident to the care and maintenance of, inmates of penal and correctional institutions, including personal services in the District of Columbia and elsewhere, medical, surgical, and hospital supplies, materials, equipment, and appliances, together with appliances necessary for

patients, **[\$426,000] \$418,478**, which amount, in the discretion of the Attorney General, may be transferred to the Public Health Service for direct expenditure under the laws, appropriations, and regulations governing the Public Health Service: *Provided*, That of this appropriation not to exceed \$105,000 may be expended for the hospital for defective delinquents (*act Mar. 1, 1933, 47 Stat., p. 1385*).

Estimate 1935, **\$418,478** Appropriated 1934, **\$426,000**

Transfers to Public Health Service, Treasury Department, 1935, \$418,478; 1934, \$426,000.

United States Penitentiary, Leavenworth, Kans., Maintenance—

United States penitentiary, Leavenworth, Kansas: For the United States penitentiary at Leavenworth, Kansas, including not to exceed **[\$623,500] \$547,740** for salaries and wages of all officers and employees, and not to exceed \$940 for the purchase of motor-propelled passenger-carrying vehicles, **[\$1,468,000] \$1,181,020** (*U.S.C., title 18, sec. 765; act Mar. 1, 1933, 47 Stat., p. 1385*).

Estimate 1935, **\$1,181,020** Appropriated 1934, **\$1,468,000**

By objects	Obligations					
	Estimate, 1935		Estimate, 1934		Actual, 1933	
Main						
PERSONAL SERVICES, FIELD	Posi- tions	Av. salary	Posi- tions	Av. salary	Posi- tions	Av. salary
Professional service:						
Grade 4. Supervisor of education.....	1	\$3,800	1	\$3,800	1	\$3,800
Grade 1. Chaplain.....	2	2,250	2	2,250	2	2,250
Subprofessional service:						
Grade 8. Warden's assistant.....	1	2,600	1	2,600	1	2,600
Assistant supervisors of educa- tion.....	2	2,600	2	2,600	2	2,600
Grade 6. Librarian.....	1	2,000	1	2,000	1	2,000
Warden's assistant.....	2	2,000	2	2,000	2	2,000
Clerical, administrative, and fiscal service:						
Grade 14. Warden.....	1	7,000	1	7,000	1	7,000
Grade 12. Deputy warden.....	1	4,600	1	4,600	1	4,600
Grade 11. Chief clerk.....	1	3,800	1	3,800	1	3,800
Chief of mechanical service.....	1	3,800	1	3,800	1	3,800
Grade 8. Assistant deputy warden.....	1	2,900	1	2,900	1	2,900
Grade 7. Clerk.....	1	2,700	1	2,700	1	2,700
Disbursing clerk.....	1	2,600	1	2,600	1	2,600
Farm manager.....	1	2,600	1	2,600	1	2,600
Parole officer.....	1	2,600	1	2,600	1	2,600
Grade 6. Clerk.....	2	2,300	2	2,300	2	2,300
Storekeeper.....	1	2,600	1	2,600	1	2,600
Assistant farm manager.....	1	2,300	1	2,300	1	2,300
Grade 4. Assistant storekeeper.....	2	1,800	2	1,800	2	1,800
Clerk.....	8	1,800	9	1,800	9	1,800
Commissary clerk.....	5	1,800	5	1,800	5	1,800
Grade 3. Clerk.....	1	1,620	1	1,620	1	1,620
Grade 2. Clerk.....	1	1,560	1	1,560	1	1,560
Grade 1. Clerk.....	1	1,320	1	1,320	1	1,320
Custodial service:						
Grade 10. Steward.....	1	2,600	1	2,600	1	2,600
General foreman.....	1	2,600	1	2,600	1	2,600
Grade 9. Engineer.....	1	2,300	1	2,300	1	2,300
Captain.....	1	2,300	1	2,300	1	2,300
Grade 8. Assistant steward.....	1	2,000	1	2,000	1	2,000
Lieutenants.....	6	2,007	6	2,007	6	2,007
Grade 7. Maintenance foreman.....	6	1,890	6	1,890	6	1,890
Assistant engineer.....	3	1,860	3	1,860	3	1,860
Grade 6. Guards.....	138	1,694	153	1,694	157	1,695
Grade 5. Chauffeur.....	1	1,500	1	1,500	1	1,500
Total permanent, field.....	197	398,614	215	398,944	219	405,877
Deduct lapses and administrative furloughs.....		3,622				15,765
Net permanent, field.....		364,992		398,944		390,112
Temporary employees, field.....		1,000		1,000		146
All personal services, field.....		365,992		399,944		390,258
Deduct subsistence and quarters furnished.....		7,412		1,892		2,287
Deduct legislative reductions.....		358,580		398,052		387,971
01 Personal services (net).....		35,860		59,992		41,255
01 Personal services (net).....		322,720		338,060		346,716
OTHER OBLIGATIONS						
02 Supplies and materials.....		297,780		308,612		330,232
05 Communication service.....		7,900		7,900		8,482
06 Travel expenses.....		44,200		44,200		47,310
07 Transportation of things.....		20,300		20,300		21,731
10 Heat, light, power, etc.....		15,000		15,000		16,017
12 Repairs and alterations.....		2,960		2,900		3,122
13 Special and miscellaneous current expenses.....		500		500		500
22 Gratuities.....		26,400		26,400		28,223
30 Equipment.....		5,500		5,500		5,847
Total other obligations.....		420,480		431,312		461,464
Grand total obligations.....		786,472		830,256		851,722
Deduct amount received by transfer from commissary fund.....		-8,100		-7,650		-6,821
Net total obligations.....		778,372		822,606		844,901
Estimated savings and unobligated balances.....		735,100		761,722		801,359
Total estimate or appropriation.....		735,100		915,740		1,051,472

United States Penitentiary, Leavenworth, Kans., Maintenance—Con.

By objects	Obligations					
	Estimate, 1935		Estimate, 1934		Actual, 1933	
Annex						
PERSONAL SERVICES, FIELD	Posi- tions	Av. salary	Posi- tions	Av. salary	Posi- tions	Av. salary
Professional service:						
Grade 4. Supervisor of education.....	1	\$3,800	1	\$3,800	1	\$3,800
Grade 2. Chaplain.....	1	2,600	1	2,600	1	2,600
Grade 1. Chaplain.....	1	2,000	1	2,000	1	2,000
Subprofessional service:						
Grade 8. Warden's assistant.....	1	2,600	1	2,600	1	2,600
Grade 6. Librarian.....	1	2,000	1	2,000	1	2,000
Warden's assistant.....	1	2,000	1	2,000	1	2,000
Clerical, administrative, and fiscal service:						
Grade 13. Warden.....	1	5,600	1	5,600	1	5,600
Grade 10. Deputy warden.....	1	3,500	1	3,500	1	3,500
Grade 9. Chief of mechanical service.....	1	3,400	1	3,400	1	3,400
Grade 6. Chief clerk.....	1	2,400	1	2,400	1	2,400
Disbursing clerk.....	1	2,300	1	2,300	1	2,300
Record clerk.....	1	2,300	1	2,300	1	2,300
Storekeeper.....	1	2,300	1	2,300	1	2,300
Grade 5. Clerk.....	1	2,000	1	2,000	1	2,000
Grade 4. Assistant storekeeper.....	2	1,800	2	1,800	2	1,800
Clerk.....	6	1,800	6	1,800	6	1,800
Commissary clerk.....	3	1,800	3	1,800	3	1,800
Grade 3. Clerk.....	2	1,650	2	1,650	2	1,650
Custodial service:						
Grade 9. Steward.....	1	2,300	1	2,300	1	2,300
Engineer.....	1	2,300	1	2,300	1	2,300
Foreman shoemaker.....	1	2,500	1	2,500	1	2,500
Captain.....	1	2,300	1	2,300	1	2,300
Grade 8. Lieutenant.....	5	2,000	5	2,000	5	2,000
Grade 7. Maintenance foreman.....	6	1,930	6	1,930	6	1,930
Grade 6. Fireman.....	3	1,680	3	1,680	3	1,680
Guard.....	100	1,682	100	1,682	100	1,682
Total permanent, field.....	145	266,120	145	266,120	145	266,120
Deduct lapses and administrative furloughs.....		2,680				6,676
Net permanent, field.....		263,440		266,120		259,444
Temporary and part-time employees, field.....		2,000		2,000		485
All personal services, field.....		265,440		268,120		259,929
Deduct subsistence and quarters furnished.....		1,020		1,020		928
Deduct legislative reductions.....		264,420		267,100		259,001
01 Personal services (net).....		26,440		40,218		26,828
01 Personal services (net).....		237,980		226,882		232,173
OTHER OBLIGATIONS						
02 Supplies and materials.....		128,000		187,100		153,304
05 Communication service.....		2,000		3,060		2,508
06 Travel expenses.....		27,000		36,600		30,014
07 Transportation of things.....		12,000		17,500		14,333
10 Heat, light, power, etc.....		13,000		17,900		14,673
12 Repairs and alterations.....		6,800		9,800		8,058
13 Special and miscellaneous current ex- penses.....		6,000		7,900		6,512
22 Gratuities.....		15,000		20,700		16,966
30 Equipment.....		3,000		4,800		3,800
Total other obligations.....		212,800		305,360		250,168
Grand total obligations.....		480,240		573,480		510,097
Deduct amount received by transfer from commissary fund.....		-4,860		-4,590		-3,624
Net total obligations.....		475,380		568,890		506,473
Estimated savings and unobligated balances.....		445,592		527,652		478,717
Total estimate or appropriation.....		445,592		552,260		593,528

United States Penitentiary, Leavenworth, Kans., Buildings and Equipment—

For construction and repair of buildings, including the purchase and installation of machinery and equipment, and all expenses incident thereto, to be expended so as to give the maximum amount of employment to inmates of the institution, **\$5,400** (*act Mar. 1, 1933, 47 Stat., pp. 1385-1386*).

Appropriated 1934, **\$5,400**

12 Repairs and alterations: Obligations—1934, \$5,400; 1933, \$8,000.

National Industrial Recovery, Prisons—

By objects	Obligations		
	Estimate, 1935	Estimate, 1934	Actual, 1933
U.S. Penitentiary, Leavenworth, Kans.			
32 Construction.....		\$92,000	
Received by transfer from Federal Emergency Administration of Public Works.....		-92,000	
Total estimate or appropriation.....			

United States Penitentiary, Atlanta, Ga., Maintenance—

United States penitentiary, Atlanta, Georgia: For the United States penitentiary at Atlanta, Georgia, including not to exceed **[\$376,350] \$310,980** for salaries and wages of all officers and employees, and not to exceed **\$940** for the purchase of motor-propelled passenger-carrying vehicles, **[\$920,000] \$700,800** (U.S.C., title 18, sec. 791; act Mar. 1, 1933, 47 Stat., p. 1386).

Estimate 1935, **\$700,800**Appropriated 1934, **\$920,000**

By objects	Obligations					
	Estimate, 1935		Estimate, 1934		Actual, 1933	
	Posi- tions	Av. salary	Posi- tions	Av. salary	Posi- tions	Av. salary
PERSONAL SERVICES, FIELD						
Professional service:						
Grade 4. Supervisor of education.....	1	\$3,800	1	\$3,800	1	\$3,800
Grade 1. Chaplain.....	2	2,000	2	2,000	2	2,000
Subprofessional service:						
Grade 8. Assistant supervisor of educa- tion.....	2	2,600	2	2,600	2	2,600
Warden's assistant.....	1	2,600	1	2,600	1	2,600
Grade 6. Warden's assistant.....	1	2,000	1	2,000	2	2,000
Librarian.....	1	2,000	1	2,000	1	2,000
Clerical, administrative, and fiscal service:						
Grade 14. Warden.....	1	6,500	1	6,500	1	6,500
Grade 13. Deputy warden.....	1	5,600	1	5,600	1	5,600
Grade 11. Chief, mechanical service.....	1	4,000	1	4,000	1	4,000
Grade 10. Chief clerk.....	1	3,500	1	3,500	1	3,500
Grade 8. Farm manager.....	1	2,900	1	2,900	1	2,900
Grade 7. Assistant deputy warden.....	1	2,700	1	2,700	1	2,700
Disbursing clerk.....	1	2,600	1	2,600	1	2,600
Parole officer.....	1	2,600	1	2,600	1	2,600
Grade 6. Clerk.....	2	2,300	2	2,300	2	2,300
Assistant farm manager.....	2	2,300	2	2,300	2	2,300
Storekeeper.....	1	2,400	1	2,400	1	2,400
Grade 4. Secretary.....	1	1,860	1	1,860	1	1,860
Assistant storekeeper.....	2	1,800	2	1,800	2	1,800
Clerk.....	9	1,800	10	1,800	10	1,800
Commissary clerk.....	4	1,800	4	1,800	4	1,800
Grade 3. Clerk.....	3	1,620	3	1,620	3	1,620
Custodial service:						
Grade 10. General foreman.....	1	2,800	1	2,800	1	2,800
Grade 9. Steward.....	1	2,400	1	2,400	1	2,400
Engineer.....	1	2,300	1	2,300	1	2,300
Captain.....	1	2,300	1	2,300	1	2,300
Grade 8. Assistant steward.....	1	2,100	1	2,100	1	2,100
Lieutenant.....	5	2,040	5	2,040	5	2,040
Grade 7. Assistant engineer.....	4	1,860	5	1,860	6	1,860
Maintenance foreman.....	5	1,860	6	1,860	7	1,860
Grade 6. Guard.....	139	1,708	149	1,708	149	1,708
Grade 3. Laborer.....	1	1,260	1	1,260	1	1,260
Total permanent, field.....	199	372,832	212	395,432	215	401,152
Deduct lapses and administrative fur- loughs.....		3,492				14,671
Net permanent, field.....		369,340		395,432		386,481
Temporary employees, field.....		1,000		1,000		975
All personal services, field.....		370,340		396,432		387,456
Deduct subsistence and quarters furnished.....		17,610		8,858		8,155
		352,730		387,574		379,301
Deduct legislative reductions.....		35,270		59,465		39,309
01 Personal services (net).....		317,460		328,109		339,992
OTHER OBLIGATIONS						
02 Supplies and materials.....		219,250		262,500		239,959
05 Communication service.....		7,800		7,800		7,137
06 Travel expenses.....		43,800		43,800		40,027
07 Transportation of things.....		36,250		36,250		33,125
10 Water, power, light, etc.....		36,720		36,720		33,582
12 Repairs and alterations.....		1,700		1,700		1,545
13 Special and miscellaneous current ex- penses.....		800		800		740
22 Gratuities.....		27,500		27,500		25,143
30 Equipment.....		16,000		17,850		16,308
Total other obligations.....		389,820		434,920		397,566
Grand total obligations.....		707,280		763,029		737,558
Deduct amount received by transfer from commissary fund.....		-6,480		-6,120		-5,565
Add amount transferred to United States Northeastern Penitentiary maintenance.....				+12,495		
Net total obligations.....		700,800		769,404		731,993
Estimated savings and unobligated bal- ances.....				150,596		313,007
Total estimate or appropriation.....		700,800		920,000		1,045,000

United States Penitentiary, Atlanta, Ga., Buildings and Equipment—

12 Repairs and alterations: Obligations—1933, \$8,500.

National Industrial Recovery, Prisons—

By objects	Obligations		
	Estimate, 1935	Estimate, 1934	Actual, 1933
<i>United States Penitentiary, Atlanta, Ga.</i>			
32 Construction.....		\$210,000	
Received by transfer from Federal Emergency Administration of Public Works.....		-210,000	
Total estimate or appropriation.....			

United States Penitentiary, McNeil Island, Wash., Maintenance—

United States penitentiary, McNeil Island, Washington: For the United States penitentiary at McNeil Island, Washington, including not to exceed **[\$200,000] \$173,190** for salaries and wages of all officers and employees, **[\$406,400] \$349,885** (U.S.C., title 18, sec. 741; act Mar. 1, 1933, 47 Stat., p. 1386).

Estimate 1935, **\$349,885**Appropriated 1934, **\$406,400**

By objects	Obligations					
	Estimate, 1935		Estimate, 1934		Actual, 1933	
	Posi- tions	Av. salary	Posi- tions	Av. salary	Posi- tions	Av. salary
PERSONAL SERVICES, FIELD						
Professional service:						
Grade 4. Supervisor of education.....	1	\$3,800	1	\$3,800	1	\$3,800
Grade 3. Chaplain.....	1	2,600	1	2,600	1	2,600
Subprofessional service:						
Grade 8. Warden's assistant.....	1	2,600	1	2,600	1	2,600
Grade 6. Librarian.....	1	2,000	1	2,000	1	2,000
Clerical, administrative, and fiscal service:						
Grade 14. Warden.....	1	6,500	1	6,500	1	6,500
Grade 12. Deputy warden.....	1	4,600	1	4,600	1	4,600
Grade 11. Chief mechanical service.....	1	3,800	1	3,800	1	3,800
Grade 9. Chief clerk.....	1	3,500	1	3,500	1	3,500
Grade 7. Farm manager.....	1	2,800	1	2,800	1	2,800
Grade 6. Disbursing clerk.....	1	2,300	1	2,300	1	2,300
Record clerk.....	1	2,300	1	2,300	1	2,300
Assistant farm manager.....	1	2,300	1	2,300	1	2,300
Grade 5. Clerk.....	3	2,000	3	2,000	3	2,000
Storekeeper.....	1	2,100	1	2,100	1	2,100
Assistant farm manager.....	1	2,200	1	2,200	1	2,200
Parole officer.....	1	2,400	1	2,400	1	2,400
Grade 4. Receiving clerk.....	1	1,800	1	1,800	1	1,800
Commissary clerk.....	2	1,800	2	1,800	2	1,800
Grade 3. Stenographer.....	1	1,620	1	1,620	1	1,620
Custodial service:						
Grade 10. Steward.....	1	2,600	1	2,600	1	2,600
Grade 9. Assistant steward.....	1	2,300	1	2,300	1	2,300
Engineer.....	1	2,300	1	2,300	1	2,300
Maintenance foreman.....	1	2,300	1	2,300	1	2,300
Captain.....	1	2,300	1	2,300	1	2,300
Grade 8. Instructor.....	1	2,000	1	2,000	1	2,000
Lieutenant.....	4	2,050	4	2,050	4	2,050
Grade 7. Assistant engineer.....	3	1,900	3	1,900	3	1,900
Grade 6. Guard.....	76	1,803	80	1,803	80	1,803
Total permanent, field.....	111	223,548	115	230,760	115	230,760
Deduct lapses and administrative furloughs.....		1,948				7,320
Net permanent, field.....		221,600		230,760		223,440
Temporary employees, field.....		2,600		2,600		600
All personal services, field.....		224,200		233,360		224,040
Deduct subsistence and quarters furnished.....		28,344		28,344		29,149
		195,856		205,016		194,891
Deduct legislative reductions.....		19,590		35,004		22,638
01 Personal services (net).....		176,266		170,012		172,253
OTHER OBLIGATIONS						
02 Supplies and materials.....		128,500		130,534		134,363
05 Communication service.....		1,500		1,700		1,727
06 Travel expenses.....		3,500		3,400		3,477
07 Transportation of things.....		4,000		4,500		4,602
10 Heat, light, power, etc.....		1,759		1,500		1,582
11 Rents.....		100		50		48
12 Repairs and alterations.....		3,000		3,250		3,353
13 Special and miscellaneous current ex- penses.....		500		100		123
22 Gratuities.....		30,000		32,500		33,440
30 Equipment.....		4,000		4,800		4,946
Total other obligations.....		176,859		182,334		187,661
Grand total obligations.....		353,125		352,346		350,914
Received by transfer from commissary fund.....		-3,240		-3,060		-2,003
Net total obligations.....		349,885		349,286		357,911
Estimated savings and unobligated balance.....				57,114		70,589
Total estimate or appropriation.....		349,885		406,400		428,500

United States Penitentiary, McNeil Island, Wash., Buildings and Equipment—

For construction and repair of buildings, including the purchase and installation of machinery and equipment, and all expenses incident thereto, and [including \$36,000 for development] for completion of water system, [the ultimate cost of which shall not exceed \$85,000] to be expended so as to give the maximum amount of employment to inmates of the institution [the sum of \$36,000 is made available from the unexpended balance of the appropriation "Federal jails, construction", contained in the Act making appropriations for the Department of Justice for the fiscal year 1932], \$49,000 (act Mar. 1, 1933, 47 Stat., p. 1386).

Estimate 1935, \$49,000

By objects	Obligations		
	Estimate, 1935	Estimate, 1934	Actual, 1933
32 Construction.....	\$49,000	\$36,000	\$31,599
Received by transfer from "Federal jails, construction".....		-36,000	
Estimated savings and unobligated balance.....			401
Total estimate or appropriation.....	49,000		32,000

National Industrial Recovery, Prisons—

By objects	Obligations		
	Estimate, 1935	Estimate, 1934	Actual, 1933
U.S. Penitentiary, McNeil Island, Wash.			
32 Construction.....		\$36,000	
Received by transfer from Federal Emergency Administration of Public Works.....		-36,000	
Total estimate or appropriation.....			

United States Northeastern Penitentiary, Maintenance—

United States Northeastern Penitentiary: For the United States penitentiary in the Northeast, including not to exceed \$222,400 \$271,830 for salaries and wages of all officers and employees, and not to exceed \$940 for the purchase of motor-propelled passenger-carrying vehicles, \$493,000 \$498,130 (act Mar. 1, 1933, 47 Stat., p. 1386).

Estimate 1935, \$498,130

Appropriated 1934, \$493,000

By objects	Obligations					
	Estimate, 1935		Estimate, 1934		Actual, 1933	
PERSONAL SERVICES, FIELD	Posi- tions	Av. salary	Posi- tions	Av. salary	Posi- tions	Av. salary
Professional service:						
Grade 4. Supervisor of education.....	1	\$3,800	1	\$3,800	1	\$3,800
Subprofessional service:						
Grade 8. Assistant supervisor of education.....	1	2,600	1	2,600	1	2,600
Warden's assistant.....	1	2,600	1	2,600	1	2,600
Grade 6. Instructor.....	2	2,000	2	2,000	2	2,000
Librarian.....	1	2,000	1	2,000	1	2,000
Warden's assistant.....	1	2,000	1	2,000	1	2,000
Parole officer.....	1	2,000	1	2,000	1	2,000
Clerical, administrative, and fiscal service:						
Grade 14. Warden.....	1	7,000	1	7,000	1	7,000
Grade 13. Deputy warden.....	1	5,600	1	5,600	1	5,600
Grade 9. Chief, mechanical service.....	1	3,200	1	3,200	1	3,200
Chief clerk.....	1	3,200	1	3,200	1	3,200
Grade 8. Farm manager.....	1	2,900	1	2,900	1	2,900
Grade 6. Storekeeper.....	1	2,300	1	2,300	1	2,300
Disbursing clerk.....	1	2,300	1	2,300	1	2,300
Record clerk.....	1	2,300	1	2,300	1	2,300
Engineer.....	1	2,300	1	2,300	1	2,300
Assistant farm manager.....	1	2,300	1	2,300	1	2,300
Grade 5. Clerk.....	2	2,000	2	2,000	2	2,000
Grade 4. Clerk.....	7	1,800	7	1,800	7	1,800
Assistant storekeeper.....	2	1,800	2	1,800	2	1,800
Commissary clerk.....	1	1,800	1	1,800	1	1,800
Grade 3. Clerk.....	6	1,620	6	1,620	6	1,620
Custodial service:						
Grade 10. General foreman.....	1	2,600	1	2,600	1	2,600
Steward.....	1	2,600	1	2,600	1	2,600
Grade 9. Captain.....	1	2,300	1	2,300	1	2,300
Assistant steward.....	1	2,300	1	2,300	1	2,300
Grade 8. Lieutenant.....	6	2,000	6	2,000	6	2,000
Grade 7. Assistant engineer.....	3	1,860	3	1,860	3	1,860
Maintenance foreman.....	7	1,860	7	1,860	7	1,860
Grade 6. Guard.....	113	1,680	83	1,680	73	1,680
Total permanent, field.....	169	314,360	139	263,960	129	247,160

11724-33—25

United States Northeastern Penitentiary, Maintenance—Continued.

By objects	Obligations		
	Estimate, 1935	Estimate, 1934	Actual, 1933
PERSONAL SERVICES, FIELD—continued			
Deduct lapses and administrative furloughs.....	\$3,056		\$53,368
Net permanent, field.....	311,304	\$263,960	193,792
Temporary employees, field.....	3,000	3,000	6,984
All personal services, field.....	314,304	266,960	200,776
Deduct subsistence and quarters furnished.....	10,474	8,114	7,564
	303,830	258,846	193,212
Deduct legislative reductions in compensation.....	30,380	40,044	19,726
01 Personal services (net).....	273,450	218,802	173,486
OTHER OBLIGATIONS			
02 Supplies and materials.....	133,300	130,480	109,143
05 Communication service.....	6,000	5,000	2,180
06 Travel expenses.....	12,000	10,000	3,981
07 Transportation of things.....	6,000	5,000	3,327
10 Water, heat, light, and power.....	25,000	25,000	18,293
11 Rents.....			400
12 Repairs and alterations.....	8,000	5,000	2,434
13 Special and miscellaneous current expense.....	1,000	1,000	378
22 Gratuities.....	15,000	10,000	1,194
30 Equipment.....	20,000	25,000	29,437
Total other obligations.....	226,300	216,480	170,767
Grand total obligations.....	499,750	435,282	344,253
Deduct amount received by transfer from commissary fund.....	-1,620	-1,530	-1,268
Deduct amount received by transfer from Atlanta Penitentiary.....		-12,495	
Net total obligations.....	498,130	421,257	342,985
Estimated savings and unobligated balances.....		+71,743	+97,015
Total estimate or appropriation.....	498,130	493,000	440,000

National Industrial Recovery, Prisons—

By objects	Obligations		
	Estimate, 1935	Estimate, 1934	Actual, 1933
United States Northeastern Penitentiary, Lewisburg, Pa.			
32 Construction.....		\$107,000	
Received by transfer from Federal Emergency Administration of Public Works.....		-107,000	
Total estimate or appropriation.....			

United States Penitentiary, Alcatraz Island, Calif., Maintenance—

United State Penitentiary, Alcatraz Island, California: For the United States Penitentiary at Alcatraz Island, California, including not to exceed \$88,450 for salaries and wages of all officers and employees and not to exceed \$750 for the purchase of a motor-propelled passenger-carrying vehicle, \$231,475 (U.S.C., title 18, sec. 753c; act May 14, 1930, 46 Stat., p. 326) (submitted).

Estimate 1935, \$231,475

By objects	Obligations					
	Estimate, 1935		Estimate, 1934		Actual, 1933	
PERSONAL SERVICES, FIELD	Posi- tions	Av. salary	Posi- tions	Av. salary	Posi- tions	Av. salary
Subprofessional service:						
Grade 6. Instructor.....	1	\$2,100				
Clerical, administrative, and fiscal service:						
Grade 11. Superintendent.....	1	6,000				
Grade 7. Assistant superintendent.....	1	3,200				
Chief clerk.....	1	2,600				
Grade 6. Disbursing clerk.....	1	2,300				
Storekeeper.....	1	2,300				
Grade 5. Record clerk.....	1	2,000				
Clerk.....	1	2,000				
Grade 4. Clerk.....	1	1,800				
Assistant storekeeper.....	1	1,800				
Secretary.....	1	1,800				
Grade 3. Clerk-stenographer.....	2	1,620				

United States Penitentiary, Alcatraz Island, Calif., Maintenance—Continued.

By objects	Obligations					
	Estimate, 1935		Estimate, 1934		Actual, 1933	
PERSONAL SERVICES, FIELD—continued	Posi- tions	Av. salary	Posi- tions	Av. salary	Posi- tions	Av. salary
Custodial service:						
Grade 10. Engineer	1	\$2,600				
Grade 9. Steward	1	2,300				
Engineer of launch	1	2,500				
Grade 8. Superintendent of construction	1	2,900				
Assistant steward	1	2,000				
Lieutenant	4	2,000				
Assistant engineer	2	2,000				
Grade 7. Assistant engineer	3	1,860				
Maintenance foremen	3	1,860				
Grade 6. Guard	25	1,680				
General mechanic	2	1,680				
Total permanent, field	57	111,960				
Deduct lapses						
Net permanent, field		111,960				
Deduct subsistence and quarters furnished		13,680				
		98,280				
Deduct legislative reductions		9,830				
01 Personal services (net)		88,450				
OTHER OBLIGATIONS						
02 Supplies and materials		59,825				
05 Communication service		1,000				
06 Travel expense		2,500				
07 Transportation of things		10,000				
10 Water, power, light, etc.		47,200				
12 Repairs and alterations		15,000				
13 Special and miscellaneous current ex- penses		1,000				
22 Gratuities		1,500				
30 Equipment		5,000				
Total other obligations		143,025				
Total estimate or appropriation		231,475				

*Federal Industrial Institution for Women, Alderson, W. Va., Main-
tenance—*

Federal Industrial Institution for Women, Alderson, West Virginia: For the Federal Industrial Institution for Women at Alderson, West Virginia, including not to exceed **[\$125,448]** \$113,760 for salaries and wages of all officers and employees, **[\$285,700]** \$236,950 (U.S.C., title 18, sec. 812; act Mar. 1, 1933, 47 Stat., p. 1386).

Estimate 1935, **\$236,950**

Appropriated 1934, **\$285,700**

By objects	Obligations					
	Estimate,1935		Estimate,1934		Actual, 1933	
PERSONAL SERVICES, FIELD	Posi- tions	Av. salary	Posi- tions	Av. salary	Posi- tions	Av. salary
Subprofessional service:						
Grade 7. Instructor	2	\$2,300	2	\$2,300	2	\$2,300
Grade 6. Librarian			1	2,000	1	2,000
Warden's assistant					1	2,000
Grade 5. Supervisor of sanitation	1	1,800	1	1,800	1	1,800
Teacher	3	1,800	3	1,800	3	1,800
Grade 2. Warden's assistant	1	1,320	1	1,320		
Clerical, administrative, and fiscal service:						
Grade 14. Superintendent	1	6,500	1	6,500	1	6,500
Grade 10. Assistant superintendent	1	3,500	1	3,500	1	3,500
Grade 9. Chief clerk	1	3,300	1	3,300	1	3,300
Grade 7. Farm manager	1	2,600	1	2,600	1	2,600
Grade 6. Disbursing clerk	1	2,500	1	2,500	1	2,500
Clerk			1	2,500	1	2,500
Record clerk	1	2,300	1	2,300	1	2,300
Storekeeper	1	2,300	1	2,300	1	2,300
Assistant farm manager	1	2,300	1	2,300	1	2,300
Grade 5. Clerk	1	2,400	1	2,400	1	2,400
Parole officer	1	2,000	1	2,000	1	2,000
Grade 4. Clerk	1	1,800	1	1,800	1	1,800
Grade 3. Clerk	5	1,620	5	1,620	5	1,620
Grade 1. Telephone operator	2	540	2	540	2	540
Custodial service:						
Grade 7. General mechanic	5	1,848	6	1,960	6	1,960
Grade 6. Guard	4	1,680	4	1,680	4	1,680
Grade 5. Chief fireman	1	1,620	1	1,620	1	1,620
Instructor cooking	1	1,500	1	1,500	1	1,500
Senior warder	14	1,551	14	1,551	15	1,548
Grade 4. Fireman	4	1,320	4	1,320	4	1,320
Farm hand	5	1,128	5	1,200	5	1,200
Junior warder	31	1,355	31	1,355	32	1,344
Grade 3. Assistant general mechanic	3	1,200	3	1,200	3	1,200
Grade 2. Laborer	1	1,080	2	1,080	2	1,080
Grade 1. Outdoor supervisor	2	840	3	840	3	840
Total permanent, field	96	153,879	101	163,179	103	166,368

*Federal Industrial Institution for Women, Alderson, W. Va., Main-
tenance—Continued.*

By objects	Obligations		
	Estimate, 1935	Estimate, 1934	Actual, 1933
PERSONAL SERVICES, FIELD—continued			
Deduct lapses and administrative furloughs	\$1,276		\$3,076
Net permanent, field	152,603	\$163,179	163,292
Temporary and part-time employees, field	2,000	2,000	1,310
All personal services, field	154,603	165,179	164,602
Deduct subsistence and quarters furnished	28,200	26,940	27,988
	126,403	138,239	136,614
Deduct legislative reductions	12,640	24,777	17,309
01 Personal services (net)	113,763	113,462	119,305
OTHER OBLIGATIONS			
2 Supplies and materials	75,300	75,302	66,912
05 Communication service	3,000	3,100	2,767
06 Travel expenses	12,400	12,400	11,027
07 Transportation of things	1,600	1,600	1,394
10 Water, light, and power	8,000	8,000	7,670
12 Repairs and alterations	8,000	8,500	7,535
13 Special and miscellaneous current ex- penses	1,500	1,600	1,440
22 Gratuities	7,200	7,200	6,374
30 Equipment	6,187	9,900	8,830
Total other obligations	123,187	128,202	113,949
Grand total obligations	236,950	241,664	233,254
Estimated savings and unobligated balances		44,036	66,746
Total estimate or appropriation	236,950	285,700	300,000

National Industrial Recovery, Prisons—

By objects	Obligations		
	Estimate, 1935	Estimate, 1934	Actual, 1933
<i>Federal Industrial Institution for Women, Alderson, W. Va.</i>			
32 Construction		\$60,000	
Received by transfer from Federal Emergency Administration of Public Works		-60,000	
Total estimate or appropriation			

*United States Industrial Reformatory, Chillicothe, Ohio, Main-
tenance—*

United States Industrial Reformatory, Chillicothe, Ohio: For the United States Industrial Reformatory at Chillicothe, Ohio, including not to exceed **[\$260,358]** \$254,330 for salaries and wages of all officers and employees and not to exceed \$1,690 for the purchase of motor-propelled passenger-carrying vehicles, **[\$543,000]** \$495,230 (U.S.C., title 18, sec. 832; act Mar. 1, 1933, 47 Stat., p. 1386).

Estimate 1935, **\$495,230**

Appropriated 1934, **\$543,000**

By objects	Obligations					
	Estimate, 1935		Estimate, 1934		Actual, 1933	
PERSONAL SERVICES, FIELD	Posi- tions	Av. salary	Posi- tions	Av. salary	Posi- tions	Av. salary
Professional service:						
Grade 4. Supervisor of education.....	1	\$3, 800	1	\$3, 800	1	\$3, 800
Grade 3. Assistant supervisor of educa- tion.....	1	3, 200	1	3, 200	1	3, 200
Grade 2. Chaplain.....	1	2, 600	1	2, 600	1	2, 600
Grade 1. Chaplain.....	2	2, 000	2	2, 000	2	2, 000
Librarian.....	1	2, 000	1	2, 000	1	2, 000
Veterinarian.....	1	1, 200	1	1, 200	1	1, 200
Subprofessional service:						
Grade 6. Warden's assistant.....	1	2, 000	1	2, 000	1	2, 000
Academic instructors.....	4	2, 000	4	2, 000	4	2, 000
Clerical, administrative, and fiscal service:						
Grade 14. Superintendent.....	1	6, 500	1	6, 500	1	6, 500
Grade 12. Assistant superintendent.....	1	4, 600	1	4, 600	1	4, 600
Grade 9. Chief clerk.....	1	3, 200	1	3, 200	1	3, 200
Grade 7. Farm manager.....	1	2, 600	1	2, 600	1	2, 600
Grade 6. Disbursing clerk.....	1	2, 300	1	2, 300	1	2, 300
Record clerk.....	1	2, 300	1	2, 300	1	2, 300
Parole officer.....	1	2, 300	1	2, 300	1	2, 300
Storekeeper.....	1	2, 300	1	2, 300	1	2, 300
Assistant farm manager.....	1	2, 300	1	2, 300	1	2, 300

United States Industrial Reformatory, Chillicothe, Ohio, Maintenance—Continued.

By objects	Obligations					
	Estimate, 1935		Estimate, 1934		Actual, 1933	
	Posi- tions	Av. salary	Posi- tions	Av. salary	Posi- tions	Av. salary
PERSONAL SERVICES, FIELD—continued						
Clerical, administrative, and fiscal service—Continued.						
Grade 5. Clerk-bookkeeper	1	\$2,000	1	\$2,000		
Grade 4. Secretary	1	1,800	1	1,800	1	\$1,800
Assistant storekeeper	1	1,800	1	1,800	1	1,800
Clerk	4	1,815	4	1,815	3	1,820
Commissary clerk	2	1,710	2	1,710	2	1,710
Grade 3. Clerk	3	1,620	3	1,620	5	1,620
Custodial service:						
Grade 10. Foreman, laundry	1	2,800	1	2,800	1	2,800
Grade 9. Steward					1	2,300
Chief engineer	1	2,300	1	2,300	1	2,300
General foreman	1	2,300	1	2,300	1	2,300
Captain	1	2,600	1	2,600	1	2,600
Grade 8. Cook	1	2,000	1	2,000	1	2,000
Maintenance foreman			1	2,000	1	2,000
Vocational instructor	10	2,000	10	2,000	10	2,000
Lieutenant	6	2,013	6	2,013	6	2,013
Assistant steward	2	2,000	2	2,000		
Grade 7. Assistant engineer	3	1,890	2	1,890	2	1,890
Maintenance foreman	5	1,860	5	1,860		
Grade 6. Guard	95	1,810	98	1,807	84	1,828
Grade 5. Pumpman	2	1,710	2	1,710	2	1,710
Foreman	1	1,620	1	1,620	1	1,620
Grade 4. Laundry helper	1	1,680	1	1,680	1	1,680
Total permanent, field	163	318,027	166	323,304	146	288,210
Deduct lapses and administrative furloughs.		2,855		15,301		10,424
Net permanent, field		315,172		308,003		277,786
Temporary and part-time employees, field.		2,500		2,500		543
All personal services, field		317,672		310,503		278,329
Deduct subsistence and quarters furnished.		31,662		22,498		26,623
Deduct legislative reductions		286,010		288,005		251,706
		28,600		46,575		27,408
01 Personal services (net)		257,410		241,430		224,298
OTHER OBLIGATIONS						
02 Supplies and materials		133,000		130,214		163,493
05 Communication service		2,500		2,100		2,671
06 Travel expenses		30,000		27,000		33,894
07 Transportation of things		3,000		2,900		3,595
10 Water, light, power, etc.		40,000		35,100		44,072
12 Repairs and alterations		8,000		7,000		8,856
13 Special and miscellaneous current expenses		400		100		150
22 Gratuities		14,000		13,100		16,489
30 Equipment		10,000		8,600		10,801
Total other obligations		240,900		226,114		284,021
Grand total obligations		498,310		467,544		508,319
Deduct amount received by transfer from commissary fund.		-3,080		-2,907		-2,930
Net total obligations		495,230		464,637		505,389
Estimated savings and unobligated balances				+78,363		+128,611
Total estimate or appropriation		495,230		543,000		634,000

United States Industrial Reformatory, Chillicothe, Ohio, Construction—

【Construction: The sum of \$40,000 is made available from the unexpended balance of the appropriation "Federal jails, construction", contained in the Act making appropriations for the Department of Justice for the fiscal year 1932, for completing the remodeling and construction of the necessary buildings and appurtenances, purchase of mechanical equipment, and other expenses incident to the construction of buildings in accordance with the provisions of "An Act for the establishment of a United States Industrial Reformatory," approved January 7, 1925 (U.S.C., title 18, sec. 832), to be expended under the direction and upon the written order of the Attorney General, or his authorized representative, by contract or purchase of material and hire of labor and services and utilization of labor of United States prisoners, as the Attorney General may direct, to be immediately available and to remain available until expended: *Provided*, That the Secretary of the Treasury, if in his discretion it would be impracticable to cause the plans, drawings, designs, specifications, and estimates for the remodeling and construction of the necessary buildings to be prepared in the Office of the Supervising Architect of the Treasury Department, and the work of remodeling and constructing the said buildings to be supervised by the field force of said office, may contract for all or any portion of such work to be performed by such suitable person or firm as he may select】 (U.S.C., title 18, sec. 832; act Mar. 1, 1933, 47 Stat., p. 1386).

United States Industrial Reformatory, Chillicothe, Ohio, Construction—Continued.

By objects	Obligations		
	Estimate, 1935	Estimate, 1934	Actual, 1933
32 Construction of buildings—Received by transfer from "Federal jails, construction"		\$40,000	\$521,000
		-40,000	
Total appropriation			521,000

National Industrial Recovery, Prisons—

By objects	Obligations		
	Estimate, 1935	Estimate, 1934	Actual, 1933
<i>United States Industrial Reformatory, Chillicothe, Ohio</i>			
32 Construction—Received by transfer from Federal Emergency Administration of Public Works		\$84,500	
		-84,500	
Total estimate or appropriation			

United States Southwestern Reformatory, Maintenance—

United States Southwestern Reformatory: For the United States Southwestern Reformatory, including not to exceed **[\$169,210]** \$131,260 for salaries and wages of all officers and employees, and not to exceed \$940 for the purchase of motor-propelled passenger-carrying vehicles, **[\$263,000]** \$227,620 (U.S.C., Supp. VI, title 18, secs. 901, 903, 912; act Mar. 1, 1933, 47 Stat., p. 1386).

Estimate 1935, **\$227,620**

Appropriated 1934, **\$263,000**

By objects	Obligations					
	Estimate, 1935		Estimate, 1934		Actual, 1933	
	Posi- tions	Av. salary	Posi- tions	Av. salary	Posi- tions	Av. salary
PERSONAL SERVICES, FIELD						
Subprofessional service:						
Grade 8. Assistant supervisor of education	1	\$2,600	1	\$2,600	1	\$2,600
Warden's assistant	1	2,600	1	2,600	1	2,600
Grade 6. Warden's assistant	1	2,000	1	2,000	1	2,000
Instructor	1	2,000	1	2,000	1	2,000
Clerical, administrative, and fiscal service:						
Grade 12. Assistant superintendent	1	4,600	1	4,600	1	4,600
Grade 8. Chief clerk	1	2,900	1	2,900	1	2,900
Grade 6. Disbursing clerk	1	2,300	1	2,300	1	2,300
Storekeeper	1	2,300	1	2,300	1	2,300
Farm manager	1	2,300	1	2,300	1	2,300
Grade 5. Record clerk	1	2,000	1	2,000	1	2,000
Parole officer	1	2,000	1	2,000	1	2,000
Clerk	1	2,000	1	2,000	1	2,000
Grade 4. Clerk-stenographer	2	1,800	2	1,800	2	1,800
Receiving clerk	1	1,800	1	1,800	1	1,800
Grade 3. Clerk-stenographer	2	1,620	2	1,620	2	1,620
Custodial service:						
Grade 9. Steward	1	2,300	1	2,300	1	2,300
Engineer	1	2,300	1	2,300	1	2,300
General foreman	1	2,300	1	2,300	1	2,300
Captain	1	2,300	1	2,300	1	2,300
Grade 8. Lieutenant	4	2,000	4	2,000	4	2,000
Grade 7. Assistant engineer	3	1,860	3	1,860	2	1,860
Maintenance foreman	5	1,860	5	1,860	5	1,860
Grade 6. Guard	48	1,698	40	1,702	40	1,702
Total permanent, field	81	151,844	73	138,400	73	138,400
Deduct lapses and administrative furloughs		1,474				121,213
Net permanent, field		150,370		138,400		17,187
Temporary employees, field		2,000		2,000		
All personal services, field		152,370		140,400		17,187
Deduct subsistence and quarters furnished		6,520		2,000		519
Deduct legislative reductions		145,850		138,400		16,668
		14,590		21,060		2,378
01 Personal services (net)		131,260		117,340		14,290
OTHER OBLIGATIONS						
02 Supplies and materials		55,360		44,532		51,089
05 Communication service		3,000		2,500		795
06 Travel expenses		10,000		9,000		2,216
07 Transportation of things		2,500		1,000		6,183
10 Water, light, and power		6,000		5,000		408
12 Repairs and alterations		3,000		2,000		113
13 Special and miscellaneous current expenses		2,500		2,000		688
22 Gratuities		6,000		4,000		509
30 Equipment		8,000		5,000		64,809
Total other obligations		96,360		75,032		126,810
Grand total obligations		227,620		192,372		141,100
Estimated savings and unobligated balances				70,628		142,900
Total estimate or appropriation		227,620		263,000		284,000

United States Southwestern Reformatory, Construction—

32 Construction of buildings: Obligations—1933, \$520,000.

National Industrial Recovery, Prisons—

By objects	Obligations		
	Estimate, 1935	Estimate, 1934	Actual, 1933
<i>United States Southwestern Reformatory, El Reno, Okla.</i>			
32 Construction.....		\$80,000	
Received by transfer from Federal Emergency Administration of Public Works.....		-80,000	
Total estimate or appropriation.....			

United States Hospital for Defective Delinquents, Maintenance—

United States Hospital for Defective Delinquents: For the United States Hospital for Defective Delinquents, including not to exceed **[\$112,530]** \$108,110 for salaries and wages of all officers and employees, and not to exceed **[\$2,000]** for the purchase of an ambulance, **[\$311,500]** \$940 for the purchase of motor-propelled passenger-carrying vehicles, \$290,610 (U.S.C., Supp. VI, title 18, secs. 871, 872, 880; act Mar. 1, 1933, 47 Stat., p. 1386).

Estimate 1935, **\$290,610**Appropriated 1934, **\$311,500**

By objects	Obligations					
	Estimate, 1935		Estimate, 1934		Actual, 1933	
PERSONAL SERVICES, FIELD	Posi- tions	Av. salary	Posi- tions	Av. salary	Posi- tions	Av. salary
Subprofessional service:						
Grade 8. Warden's assistant.....	1	\$2,600	1	\$2,600	1	\$2,600
Clerical, administrative, and fiscal service:						
Grade 12. Executive officer.....	1	5,000	1	5,000	1	5,000
Grade 9. Chief clerk.....	1	3,200	1	3,200	1	3,200
Grade 6. Disbursing clerk.....	1	2,300	1	2,300	1	2,300
Assistant superintendent of camp.....	1	2,300	1	2,300	1	2,300
Storekeeper.....	1	2,300	1	2,300	1	2,300
Engineer.....	1	2,300	1	2,300	1	2,300
Farm manager.....	1	2,300	1	2,300	1	2,300
Grade 5. Clerk.....	2	2,000	2	2,000	2	2,000
Grade 4. Assistant storekeeper.....	2	1,800	2	1,800	2	1,800
Clerk.....	3	1,800	3	1,800	3	1,800
Grade 3. Clerk-stenographer.....	6	1,620	6	1,620	6	1,620
Custodial service:						
Grade 10. Steward.....	1	2,600	1	2,600	1	2,600
Grade 9. Assistant steward.....	1	2,300	1	2,300	1	2,300
Grade 8. Lieutenant.....	3	2,000	3	2,000	3	2,000
Grade 7. Assistant engineer.....	3	1,860	3	1,860	3	1,860
Maintenance foreman.....	5	1,860	5	1,860	5	1,860
Grade 6. Guard.....	27	1,680	27	1,680	20	1,680
Grade 3. Laborer.....	6	1,200	6	1,200	6	1,200
Total permanent, field.....	67	123,360	67	123,360	60	111,600
Deduct lapses and administrative furloughs.....		1,220		2,596		102,882
Net permanent, field.....		122,140		120,764		8,718
Temporary employees, field.....		2,000		2,000		350
All personal services, field.....		124,140		122,764		9,068
Deduct subsistence and quarters furnished.....		4,020				
		120,120		122,764		9,068
Deduct legislative reductions.....		12,010		18,415		1,123
01 Personal services (net).....		108,110		104,349		7,945
OTHER OBLIGATIONS						
02 Supplies and materials.....		111,500		95,506		39,204
05 Communication service.....		1,000		1,000		24
06 Travel expenses.....		11,000		8,000		994
07 Transportation of things.....		7,000		5,000		1,198
10 Water, power, light, etc.....		18,000		12,000		
12 Repairs and alterations.....		3,000		1,000		
13 Special and miscellaneous current ex- penses.....		1,000		500		
22 Gratuities.....		10,000		3,000		
30 Equipment.....		20,000		33,170		170,842
Total other obligations.....		182,500		159,176		212,262
Grand total obligations.....		290,610		283,525		220,207
Estimated savings and unobligated balances.....				47,975		49,793
Total estimate or appropriation.....		290,610		311,500		270,000

United States Hospital for Defective Delinquents, Construction—

For completing the United States Hospital for Defective Delinquents, including the cost of purchasing a site, remodeling, constructing, and equipping the necessary buildings thereon, purchase of mechanical equipment, and all other expenses incident thereto, as authorized by the Act entitled "An Act to establish a hospital for defective delinquents," approved May 13, 1930 (U.S.C., Supp. V, title 18, secs. 871, 872, 880), to be expended under the direction and upon the written order of the Attorney General, by contract or purchase of material and hire of labor and services and utilization of labor of United States prisoners, as the Attorney General may direct, the sum of \$145,000 is made immediately available from the unexpended balance of the appropriation "Federal jails, construction", contained in the Act making appropriations for the Department of Justice for the fiscal year 1932, to remain available until expended (U.S.C., Supp. VI, title 18, secs. 871, 872, 880; act Mar. 1, 1933, 47 Stat., p. 1387).

By objects	Obligations		
	Estimate, 1935	Estimate, 1934	Actual, 1933
32 Construction of buildings.....		\$145,000	\$645,983
Received by transfer from "Federal jails, construction".....		-145,000	
Total estimate or appropriation.....			645,983

National Industrial Recovery, Prisons—

By objects	Obligations		
	Estimate, 1935	Estimate, 1934	Actual, 1933
<i>United States Hospital for Defective Delinquents, Springfield, Mo.</i>			
32 Construction.....		\$49,500	
Received by transfer from Federal Emergency Administration of Public Works.....		-49,500	
Total estimate or appropriation.....			

Federal Jails, Maintenance—

Federal jails: For maintenance and operation of Federal jails, including not to exceed **[\$411,201]** \$260,620 for salaries and wages of all officers and employees, **[\$600,000]** \$485,090 (U.S.C., Supp. VI, title 18, sec. 753b; act Mar. 1, 1933, 47 Stat., p. 1387).

Estimate 1935, **\$485,090**Appropriated 1934, **\$600,000**

By objects	Obligations					
	Estimate, 1935		Estimate, 1934		Actual, 1933	
PERSONAL SERVICES, FIELD	Posi- tions	Av. salary	Posi- tions	Av. salary	Posi- tions	Av. salary
Professional service:						
Grade 1. Chaplain.....			1	\$1,200	1	\$1,200
Subprofessional service:						
Grade 8. Assistant supervisor education.....	1	\$2,600	1	2,600	1	2,600
Grade 6. Instructor.....	2	2,000	2	2,000	3	2,000
Clerical, administrative, and fiscal service:						
Grade 14. Warden.....	1	6,500	1	6,500	1	6,500
Grade 12. Superintendent.....					1	5,000
Grade 11. Superintendent.....	2	3,800	2	3,800	2	3,800
Grade 9. Deputy Warden.....	1	3,200	1	3,200	1	3,200
Superintendent.....	1	3,200	1	3,200		
Grade 7. Assistant superintendent.....	2	2,600	2	2,600	2	2,600
Chief clerk.....	4	2,625	4	2,625	4	2,625
Farm manager.....	1	2,600	1	2,600	1	2,600
Grade 6. Assistant superintendent.....					1	2,300
Disbursing clerk.....	4	2,300	4	2,300	4	2,300
Record clerk.....	1	2,300	1	2,300	1	2,300
Grade 5. Record clerk.....	3	2,000	3	2,000	3	2,000
Grade 4. Clerk.....	7	1,808	8	1,808	8	1,808
Assistant storekeeper.....	1	1,800	1	1,800	1	1,800
Commissary clerk.....	3	1,800	3	1,800	3	1,800
Grade 3. Clerk.....	4	1,620	4	1,620	4	1,620
Grade 2. Clerk.....	1	1,440	1	1,440	1	1,440
Custodial service:						
Grade 9. Captain.....	1	2,300	1	2,300		
Engineer.....	2	2,300	2	2,300	2	2,300
Cook.....	4	2,000	4	2,000	4	2,000
Lieutenant.....	13	2,000	13	2,000	15	2,000

Federal Jails, Maintenance—Continued.

By objects	Obligations					
	Estimate, 1935		Estimate, 1934		Actual, 1933	
	Posi- tions	Av. salary	Posi- tions	Av. salary	Posi- tions	Av. salary
PERSONAL SERVICES, FIELD—continued						
Custodial service—Continued.						
Grade 7. Assistant engineer.....	6	\$1,860	6	\$1,860	6	\$1,860
Maintenance foreman.....	4	1,860	4	1,860	4	1,860
Farm manager.....	1	1,860	1	1,860	1	1,860
Assistant cook.....	2	1,860	2	1,860	2	1,860
Grade 6. Guard.....	86	1,707	87	1,707	110	1,705
Assistant engineer.....	1	1,680	1	1,680	1	1,680
Firemen.....	3	1,680	3	1,680	3	1,680
Total permanent, field.....	162	309,248	165	314,030	191	360,840
Deduct lapses and administrative furloughs.....		2,933				96,246
Net permanent, field.....		306,315		314,030		264,594
Temporary employees, field.....		4,400		4,400		7,124
All personal services, field.....		310,715		318,430		271,718
Deduct subsistence and quarters furnished.....		15,740		12,260		13,488
		294,975		306,170		258,230
Deduct legislative reductions.....		29,500		47,764		27,973
01 Personal services (net).....		265,475		258,406		230,257
OTHER OBLIGATIONS						
02 Supplies and materials.....		132,575		146,280		132,928
05 Communication service.....		2,900		2,800		1,747
06 Travel expenses.....		8,500		8,500		5,056
07 Transportation of things.....		6,000		5,200		4,960
10 Water, light, power, etc.....		29,500		30,000		20,803
12 Repairs and alterations.....		9,500		10,200		5,355
13 Special and miscellaneous current ex- penses.....		2,500		2,200		1,361
22 Gratuities.....		5,500		4,800		1,088
30 Equipment.....		27,500		32,500		94,200
Total other obligations.....		224,475		242,480		267,498
Grand total obligations.....		489,950		500,886		497,755
Deduct amount received by transfer from commissary fund.....		-4,860		-4,590		-1,780
Add amount transferred to— Prison camps, Construction and Mainte- nance.....						+69,150
Treasury Department, Public Health Service.....						+28,650
Net total obligations.....		485,090		496,296		593,775
Estimated savings and unobligated balances.....				+103,704		+221,225
Total estimate or appropriation.....		485,090		600,000		815,000

Federal Jails, Construction—

32 Construction of buildings: Obligations—1933, \$500.

National Industrial Recovery, Prisons—

By objects	Obligations		
	Estimate, 1935	Estimate, 1934	Actual, 1933
<i>United States Detention Headquarters, New York City</i>			
12 Repairs and alterations.....		\$25,000	
Received by transfer from Federal Emergency Administration of Public Works.....		-25,000	
Total estimate or appropriation.....			
<i>United States Detention Farm, Milan, Mich.</i>			
32 Construction.....		45,000	
Received by transfer from Federal Emergency Administration of Public Works.....		-45,000	
Total estimate or appropriation.....			
<i>United States Detention Farm, La Tuna, Tex.</i>			
32 Construction.....		37,000	
Received by transfer from Federal Emergency Administration of Public Works.....		-37,000	
Total estimate or appropriation.....			

Prison Camps, Maintenance—

Prison camps: For the construction and repair of buildings at prison camps, the purchase and installation of machinery and equipment, and all necessary expenses incident thereto, and for the maintenance of United States prisoners at prison camps, including the maintenance, alteration, repair, and operation of a motor-propelled passenger-carrying bus, to be expended so as to give the maximum amount of employment to prisoners, **[\$346,000]** \$269,840: *Provided*, That reimbursements from this appropriation made to the War or other departments for supplies or subsistence shall be at the net contract or invoice price notwithstanding the provisions of any other Act (U.S.C., Supp. VI, title 18, sec. 855; act Mar. 1, 1933, 47 Stat., p. 1387.)

Estimate 1935, **\$269,840**Appropriated 1934, **\$346,000**

By objects	Obligations					
	Estimate, 1935		Estimate, 1934		Actual, 1933	
	Posi- tions	Av. salary	Posi- tions	Av. salary	Posi- tions	Av. salary
PERSONAL SERVICES, FIELD						
Subprofessional service:						
Grade 6. Instructor.....	1	\$2,000	1	\$2,000	1	\$2,000
Librarian.....					1	2,000
Clerical, administrative, and fiscal service:						
Grade 11. Supervisor of camp service.....					1	3,800
Grade 9. Superintendent.....					1	3,200
Grade 8. Superintendent.....	1	2,900	1	2,900	1	2,900
Grade 7. Superintendent.....	1	2,600	1	2,600	1	2,600
Assistant superintendent.....	1	2,600	1	2,600	1	2,600
Grade 6. Assistant superintendents.....	3	2,300	3	2,300	5	2,300
Disbursing clerk.....	1	2,300	1	2,300	1	2,300
Grade 5. Assistant superintendent.....	1	2,000	1	2,000	1	2,000
Clerk.....					1	2,000
Grade 4. Clerk.....	4	1,800	4	1,800	8	1,800
Commissary clerk.....					2	1,800
Grade 3. Clerk-stenographer.....					1	1,620
Custodial service:						
Grade 8. Lieutenant.....	4	2,025	4	2,025	6	2,017
Grade 7. Cook.....	1	1,860	1	1,860	1	1,860
Assistant cook.....	2	1,860	2	1,860	3	1,860
Grade 6. Cook.....	1	1,680	1	1,680	2	1,680
Guard.....	56	1,797	56	1,797	76	1,792
Total permanent, field.....	77	144,486	77	144,486	114	215,622
Deduct lapses and administrative furloughs.....		1,391		2,385		66,127
Net permanent, field.....		143,095		142,101		149,495
Temporary employees, field.....		4,000				
All personal services, field.....		147,095		142,101		149,495
Deduct subsistence and quarters furnished.....		9,675		8,675		11,178
		137,420		133,426		138,317
Deduct legislative reductions.....		13,740		21,315		14,453
01 Personal services (net).....		123,680		112,111		123,864
OTHER OBLIGATIONS						
02 Supplies and materials.....		93,000		97,876		95,712
03 Subsistence and support of persons.....		3,700		4,000		4,206
05 Communication service.....		2,000		2,000		1,567
06 Travel expenses.....		20,550		22,200		23,404
07 Transportation of things.....		1,900		1,700		1,533
10 Water, power, light, etc.....		2,200		2,100		2,110
12 Repairs and alterations.....		2,200		1,900		758
13 Special and miscellaneous current ex- penses.....		1,500		1,500		1,042
22 Gratuities.....		16,000		16,800		15,030
30 Equipment.....		3,100		2,700		7,412
Total other obligations.....		146,160		152,776		152,774
Grand total obligations.....		269,840		264,887		276,638
Deduct amount received by transfer from— Federal jails.....						-69,150
Commissary fund.....						-2,166
Add amount transferred to— Federal Reformatory Camp.....						+277,322
Federal Correctional Camp.....						+265,223
Net total obligations.....		269,840		264,887		747,867
Estimated savings and unobligated bal- ances.....				81,113		52,133
Total estimate or appropriation.....		269,840		346,000		800,000

Federal Correctional Camp, Eustis, Va., Maintenance—

Federal Correctional Camp, Eustis, Virginia: For the Federal Correctional Camp at Eustis, Virginia, including not to exceed **[\$103,901]** \$103,705 for salaries and wages of all officers and employees, **[\$236,000]** \$186,740 (U.S.C., Supp. VI, title 18, sec. 855; act Mar. 1, 1933, 47 Stat., p. 1387.)

Estimate 1935, **\$186,740**Appropriated 1934, **\$236,000**

Federal Correctional Camp, Eustis, Va., Maintenance—Continued.

By objects	Obligations					
	Estimate, 1935		Estimate, 1934		Actual, 1933	
PERSONAL SERVICES, FIELD	Posi- tions	Av. salary	Posi- tions	Av. salary	Posi- tions	Av. salary
Professional service:						
Grade 1. Chaplain.....	1	\$2,000	1	\$2,000	1	\$2,000
Subprofessional service:						
Grade 6. Instructor.....	1	2,000	1	2,000	1	2,000
Clerical, administrative, and fiscal service:						
Grade 13. Superintendent.....	1	6,000	1	6,000	1	6,000
Grade 7. Chief clerk.....	1	2,600	1	2,600	1	2,600
Grade 6. Assistant superintendent.....	2	2,300	2	2,300	2	2,300
Disbursing clerk.....	1	2,300	1	2,300	1	2,300
Assistant farm manager.....	1	2,300	1	2,300	1	2,300
Grade 4. Clerk.....	4	1,800	4	1,800	4	1,800
Commissary clerk.....	1	1,800	1	1,800	1	1,800
Assistant storekeeper.....	1	1,800	1	1,800	1	1,800
Grade 3. Assistant storekeeper.....	1	1,620	1	1,620	1	1,620
Custodial service:						
Grade 9. General foreman.....	1	2,500	1	2,500	1	2,500
Engineer.....	1	2,300	1	2,300	1	2,300
Grade 8. Lieutenant.....	3	2,000	3	2,000	3	2,000
Grade 7. Cook.....	2	1,860	2	1,860	2	1,860
Maintenance foreman.....	4	1,860	4	1,860	4	1,860
Grade 6. Maintenance foreman.....	2	1,740	2	1,740	2	1,740
Assistant dairyman.....	1	1,680	1	1,680	1	1,680
Guard.....	39	1,749	39	1,749	42	1,744
Grade 2. Fireman.....	4	1,080	4	1,080	4	1,080
Laundry mechanic.....					1	1,080
Total permanent, field.....	72	133,871	72	133,871	76	139,988
Deduct lapses and administrative fur- loughs.....		1,169				8,146
Net permanent, field.....		132,702		133,871		131,842
Temporary employees, field.....		1,000		902		1,634
All personal services, field.....		133,702		134,773		133,476
Deduct subsistence and quarters furnished.....		16,680		16,680		16,902
Deduct legislative reductions.....		117,022		118,093		116,574
		11,700		20,216		13,366
01 Personal services (net).....		105,322		97,877		103,208
OTHER OBLIGATIONS						
02 Supplies and materials.....		44,338		48,679		68,739
05 Communication service.....		1,200		1,500		1,922
06 Travel expenses.....		7,500		10,000		13,640
07 Transportation of things.....		2,000		2,500		3,324
10 Water, power, light, etc.....		8,500		10,000		13,573
12 Repairs and alterations.....		5,500		9,500		12,978
13 Special and miscellaneous.....		500		500		609
22 Gratuities.....		6,000		9,000		9,388
30 Equipment.....		7,500		14,000		19,096
Total other obligations.....		83,038		105,679		143,269
Grand total obligations.....		188,360		203,556		246,477
Deduct amount received by transfer from— Prison camp, construction and main- tenance.....						-265,223
Commissary fund.....		-1,620		-1,530		-238
Net total obligations.....		186,740		202,026		-18,984
Estimated savings and unobligated bal- ances.....				+33,974		+18,984
Total estimate or appropriation.....		186,740		236,000		

Federal Reformatory Camp, Petersburg, Va., Maintenance—

Federal Reformatory Camp, Petersburg, Virginia: For the Federal Reformatory Camp at Petersburg, Virginia, including not to exceed **[\$100,251]** \$92,530 for salaries and wages of all officers and employees, **[\$232,000]**, \$175,560 (U.S.C., Supp. VI, title 18, sec. 855; act Mar. 1, 1933, 47 Stat., p. 1387).

Estimate 1935, **\$175,560**Appropriated 1934, **\$232,000**

By objects	Obligations					
	Estimate, 1935		Estimate, 1934		Actual, 1933	
PERSONAL SERVICES, FIELD	Posi- tions	Av. salary	Posi- tions	Av. salary	Posi- tions	Av. salary
Subprofessional service:						
Grade 6. Instructor	1	\$2,000	1	\$2,000	1	\$2,000
Clerical, administrative, and fiscal service:						
Grade 12. Superintendent	1	4,600	1	4,600	1	4,600
Grade 7. Chief clerk	1	2,600	1	2,600	1	2,600
Grade 6. Assistant superintendent	1	2,300	1	2,300	1	2,300
Disbursing clerk	1	2,300	1	2,300	1	2,300
Grade 5. Record clerk	1	2,000	1	2,000	1	2,000
Parole officer	1	2,000	1	2,000	1	2,000
Grade 4. Clerk	1	1,800	1	1,800	1	1,800
Storekeeper	1	1,800	1	1,800	1	1,800
Commissary clerk	1	1,800	1	1,800	1	1,800
Grade 3. Clerk-stenographer	3	1,633	3	1,633	3	1,633

Federal Reformatory Camp, Petersburg, Va., Maintenance—Con.

By objects	Obligations					
	Estimate, 1935		Estimate, 1934		Actual, 1933	
PERSONAL SERVICES, FIELD—continued	Posi- tions	Av. salary	Posi- tions	Av. salary	Posi- tions	Av. salary
Custodial service:						
Grade 9. Farm manager.....	1	\$2,300	1	\$2,300	1	\$2,300
Grade 8. Lieutenant.....	3	2,000	3	2,000	3	2,000
Grade 7. Maintenance foreman.....	5	1,860	5	1,860	5	1,860
Foreman construction.....			3	1,860	3	1,860
Assistant cook.....	2	1,860	2	1,860	2	1,860
Grade 6. Assistant engineer.....	2	1,800	2	1,800	2	1,800
Guard.....	34	1,695	34	1,695	35	1,695
Total permanent, field.....	60	110,649	63	116,229	64	117,924
Deduct lapses and administrative furloughs.....		1,047				2,043
Net permanent, field.....		109,602		116,229		115,881
Temporary employees, field.....		1,000		1,998		3,097
All personal services, field.....		110,602		118,227		118,978
Deduct subsistence and quarters furnished.....		6,000		6,000		6,195
Deduct legislative reductions.....		104,602		112,227		112,783
		10,460		17,734		12,136
01 Personal services (net).....		94,142		94,493		100,647
OTHER OBLIGATIONS						
02 Supplies and materials.....		52,338		73,399		100,480
05 Communication service.....		1,200		1,500		1,728
06 Travel expenses.....		6,000		6,000		7,757
07 Transportation of things.....		3,500		4,000		6,047
10 Water, power, light, etc.....		4,500		4,500		5,656
12 Repairs and alterations.....		1,500		500		793
13 Special and miscellaneous current ex- penses.....		500		500		703
22 Gratuities.....		6,000		6,500		8,493
30 Equipment.....		7,500		8,500		11,766
32 Construction.....						16,392
Total other obligations.....		83,038		105,399		159,815
Grand total obligations.....		177,180		199,892		260,462
Received by transfer from "Prison camps, construction and maintenance".....						-277,322
Received by transfer from commissary fund.....		-1,620		-1,530		-1,052
Net total obligations.....		175,560		198,362		-17,912
Estimated savings and unobligated bal- ances.....				+33,638		+17,912
Total estimate or appropriation.....		175,560		232,000		

National Industrial Recovery, Prisons—

By objects	Obligations		
	Estimate, 1935	Estimate, 1934	Actual, 1933
Federal Reformatory Camp, Petersburg, Va.			
32 Construction.....		\$25,000	
Received by transfer from Federal Emergency Administration of Pub- lic Works.....		-25,000	
Total estimate or appropriation.....			

National Training School for Boys, Washington, D.C., Main-
tenance—

National Training School for Boys, Washington, District of Columbia: For the National Training School for Boys, Washington, District of Columbia, including expenses of a suitable attendant to accompany the remains of deceased inmates to their homes for burial; and including not to exceed \$99,000 for salaries and wages of all officers and employees; **[\$218,000]** \$196,240 (U.S.C., title 18, secs. 131-152; act Mar. 1, 1933, 47 Stat., p. 1387).

Estimate 1935, **\$196,240**Appropriated 1934, **\$218,000**

By objects	Obligations					
	Estimate, 1935		Estimate, 1934		Actual, 1933	
PERSONAL SERVICES, FIELD	Posi- tions	Av. salary	Posi- tions	Av. salary	Posi- tions	Av. salary
Professional service:						
Grade 4. Psychiatrist.....	1	\$5,300	1	\$5,300		
Grade 3. Educational director.....	1	3,200	1	3,200	1	\$3,200
Grade 2. Director of trade training.....	1	2,900	1	2,900	1	2,900
Grade 1. Psychologist.....	1	2,000	1	2,000	1	2,000

National Training School for Boys, Washington, D.C., Maintenance—Continued.

By objects	Obligations					
	Estimate, 1935		Estimate, 1934		Actual, 1933	
	Posi- tions	Av. salary	Posi- tions	Av. salary	Posi- tions	Av. salary
PERSONAL SERVICES, FIELD—continued						
Subprofessional service:						
Grade 7. Teacher.....	1	\$2,320	1	\$2,300	1	\$2,300
Chief nurse.....	1	2,000	1	2,000	1	2,000
Grade 6. Recreational director.....	5	1,860	5	1,860		
Grade 5. Instructor.....			1	1,620	1	1,620
Grade 4. Physical director.....			8	1,620	9	1,620
Teacher (family officer).....	2	1,560				
Librarian.....	1	1,560				
Nurse.....	2	1,560	2	1,560	2	1,560
Teacher (academic).....	5	1,500	9	1,560	9	1,560
Instructor (music).....	1	1,500				
Clerical, administrative, and fiscal service:						
Grade 12. Superintendent.....	1	5,000	1	5,000	1	5,000
Grade 8. Chief clerk, secretary and treasurer.....	1	3,100	1	3,100	1	3,100
Grade 7. Assistant superintendent.....	1	2,800	1	2,800	1	2,800
Grade 5. Parole officer.....	1	2,100	1	2,100	1	2,100
Personnel officer.....	1	2,000	1	2,000	1	2,000
Secretary to superintendent.....	1	2,000	1	2,000	1	2,000
Grade 4. Clerk.....	1	1,920	1	1,920	1	1,920
Grade 3. Clerk.....	1	1,620				
Storekeeper.....	1	1,620	1	1,620	1	1,620
Grade 2. Stenographer.....	1	1,440	1	1,440	1	1,440
Junior clerk typist.....	1	1,440	1	1,440		
Grade 1. Assistant clerk.....	1	1,380	1	1,380	1	1,380
Custodial service:						
Grade 9. Steward and dietitian.....	1	2,300	1	2,300	1	2,300
Chief of mechanical service.....	1	2,300	1	2,300	1	2,300
Grade 8. Night supervisor.....	1	2,000	1	2,000	1	2,000
Grade 7. Plumber.....	1	1,860	1	1,860	1	1,860
Grade 6. Blacksmith.....	1	1,740	1	1,740	1	1,740
Carpenter.....	1	1,740	1	1,740	1	1,740
Baker.....	1	1,680	1	1,680	1	1,680
Farmer.....	1	1,680	1	1,680	1	1,680
Foreman.....	2	1,680	2	1,680		
Grade 5. Tailor.....	1	1,620	1	1,620	1	1,620
Assistant-family officer.....			2	1,620	2	1,620
Shoemaker.....	1	1,620	1	1,620	1	1,620
Engineer.....	1	1,500	1	1,500	1	1,500
Assistant engineer.....	1	1,500	1	1,500	1	1,500
Head matron.....	1	1,500	1	1,500	1	1,500
Officer.....	9	1,620				
Grade 4. Dairyman.....	1	1,440	1	1,440	1	1,440
Cook.....	1	1,440	1	1,440	1	1,440
Assistant-family officer.....	1	1,440	7	1,440	8	1,440
Watchman.....	7	1,380	11	1,380	11	1,380
Assistant cook.....	1	1,320	1	1,320	1	1,320
Grade 2. Laundress.....	1	1,140	1	1,140	1	1,140
Attendant.....	1	1,140	2	1,140	2	1,140
Matron.....	8	1,080	8	1,080	9	1,080
Housemaid.....			1	1,080	1	1,080
Seamstress.....	1	1,080	1	1,080	1	1,080
Helper.....			2	1,080	2	1,080
Total permanent, field.....	78	135,340	96	161,340	89	143,460
Deduct lapses and administrative furloughs.....		3,800		2,160		13,817
Net permanent, field.....		131,540		159,180		129,643
Medical, surgical, and dental fees.....		2,020		1,800		6,274
Temporary employees.....						7,030
All personal services, field.....		133,560		160,980		142,947
Deduct subsistence and quarters furnished.....		23,560		28,560		26,460
		110,000		132,420		116,487
Deduct legislative reductions.....		11,000		24,300		14,939
01 Personal services (net).....		99,000		108,120		101,548
OTHER OBLIGATIONS						
02 Supplies and materials.....		77,700		77,700		76,017
05 Communication service.....		450		450		445
06 Travel expenses.....		450		450		383
07 Transportation of things (service).....		250		250		234
08 Engraving, lithographing, photographing, etc.....		200		200		147
10 Furnishing of heat, light, and power.....		4,500		4,500		4,059
12 Repairs and alterations.....		2,500		2,500		2,432
13 Special and miscellaneous expenses.....		300		300		210
22 Gratuities, etc.....		3,700		3,700		4,289
30 Equipment.....		7,190		8,000		6,954
Total other obligations.....		97,240		98,050		95,168
Grand total obligations.....		196,240		207,170		196,716
Estimated savings and unobligated balances.....				10,830		51,284
Total estimate or appropriation.....		196,240		218,000		248,000

National Training School for Boys, Washington, D.C., Construction—

By objects	Obligations		
	Estimate, 1935	Estimate, 1934	Actual, 1933
32 Construction.....			\$34,055
Estimated savings and unobligated balance.....			41,945
Total estimate or appropriation.....			76,000

National Industrial Recovery, National Training School for Boys—

By objects	Obligations		
	Estimate, 1935	Estimate, 1934	Actual, 1933
12 F. P. 1. Repairs and alterations.....		\$3,000	
30 F. P. 2. Equipment.....		2,000	
Total.....		5,000	
12 Repairs and alterations (reconditioning of 15 buildings and pipe-line replacements).....		30,000	
12 F. P. 1. Alterations to trades building.....		19,050	
30 F. P. 2. Laundry and dry cleaning equipment.....		12,295	
F. P. 3. Physical facilities.....		2,500	
F. P. 4. Replacement of 2 old boilers and stokers for 4 boilers.....		20,000	
F. P. 5. Improvements in present heating system (construction of tunnel system and replacement of steam lines).....		40,000	
		74,795	
Total.....		128,845	
Received by transfer from Federal Emergency Administration of Public Works.....		-128,845	
Total estimate or appropriation.....			

Probation System, United States Courts—

Probation system, United States courts: For salaries and expenses of probation officers, as authorized by the Act entitled "An Act to amend the Act of March 4, 1925, chapter 521, and for other purposes," approved June 6, 1930 (U.S.C., Supp. [V.] VI, title 18, sec. 726), [\$434,543] \$454,160: *Provided*, That not to exceed [\$90,000] \$98,000 of this appropriation may be expended for traveling expenses: *Provided further*, That no part of the appropriation herein made shall be used to pay any probation officer a salary in excess of \$2,600 per annum: *Provided further*, That no part of this or any other appropriation in this Act shall be used to defray the salary or expenses of any probation officer who does not comply with the official orders, regulations, and probation standards promulgated by the Attorney General (U.S.C., Supp. VI, title 18, sec. 726; act Mar. 1, 1933, 47 Stat., p. 1387).

Estimate 1935, \$454,160

Appropriated 1934, \$434,543

By objects	Obligations					
	Estimate, 1935		Estimate, 1934		Actual, 1933	
	Posi- tions	Av. salary	Posi- tions	Av. salary	Posi- tions	Av. salary
PERSONAL SERVICES, FIELD						
Subprofessional service:						
Grade 7. Senior probation officer.....	58	\$2,600	58	\$2,600	58	\$2,600
Grade 6. Probation officer.....	44	2,215	35	2,270	28	2,235
Grade 5. Junior probation officer.....	7	1,800	7	1,800	6	1,800
Clerical, administrative, and fiscal service:						
Grade 2. Clerk-typist.....	19	1,443	5	1,452	5	1,452
Grade 1. Clerk-typist.....	26	1,267	26	1,267	24	1,268
Clerk-typist.....	44	1,114	44	1,114	39	1,111
Total permanent, field.....	198	370,228	175	332,068	160	305,201
Deduct lapses and administrative furloughs.....		1,708		1,708		35,048
Net permanent, field.....		268,520		330,360		270,153
Temporary employees, field.....		1,400		1,400		973
All personal services, field.....		369,920		331,760		271,126
Deduct legislative reductions.....		36,990		49,764		27,567
01 Personal services (net).....		332,930		281,996		243,559
OTHER OBLIGATIONS						
02 Supplies and materials.....		6,851		4,663		10,087
05 Communication service.....		11,725		10,966		7,274
06 Travel expenses.....		97,738		90,000		56,160
13 Special and miscellaneous current expenses.....		755		755		167
30 Equipment.....		4,161		2,755		5,244
Total other obligations.....		121,230		109,139		78,932
Grand total obligations.....		454,160		391,135		322,491
Transferred to salaries and expenses, Bureau of Prisons.....						+13,760
Net total obligations.....		454,160		391,135		336,251
Estimated savings and unobligated balances.....				+43,408		+78,749
Total estimate or appropriation.....		454,160		434,543		415,000

Support of United States Prisoners—

Support of prisoners: For support of United States prisoners, in non-Federal institutions and in the Territory of Alaska, including necessary clothing and medical aid, discharge gratuities provided by law and transportation to place of conviction or place of bona fide residence in the United States, or such other place within the United States as may be authorized by the Attorney General; and including rent, repair, alteration, and maintenance of buildings and the maintenance of prisoners therein, occupied under authority of sections 4 and 5 of the Act of May 14, 1930 (U.S.C., Supp. [V,] VI, title 18, sec. 696); support of prisoners becoming insane during imprisonment, and who continue insane after expiration of sentence, who have no friends to whom they can be sent; shipping remains of deceased prisoners to their friends or relatives in the United States, and interment of deceased prisoners whose remains are unclaimed; expenses incurred in identifying, pursuing, and returning escaped prisoners and for rewards for their recapture; and for repairs, betterments, and improvements of United States jails, including sidewalks, [\$3,088,000] \$1,876,730 (U.S.C., Supp. VI, title 18, sec. 696; act Mar. 1, 1933, 47 Stat., pp. 1387-1388).

Estimate 1935, **\$1,876,730**Appropriated 1934, **\$3,088,000**

By objects	Obligations					
	Estimate, 1935		Estimate, 1934		Actual, 1933	
PERSONAL SERVICES, FIELD	Posi- tions	Av. salary	Posi- tions	Av. salary	Posi- tions	Av. salary
Professional service:						
Grade 1. Physician (part time).....	110	\$2,000	110	\$2,000	110	\$2,000
Custodial service:						
Grade 8. Jailer.....	1	2,600	1	2,600	1	2,600
Grade 7. Guard.....	30	1,863	30	1,863	30	1,863
Matron.....	5	1,860	5	1,860	5	1,860
Grade 6. Cook.....	3	1,760	3	1,760	3	1,760
Grade 4. Cook.....	1	1,320	1	1,320	1	1,320
Total permanent, field.....	150	294,390	150	294,390	150	294,390
Deduct lapses and administrative furloughs.....		141,630		141,630		141,630
Net permanent, field.....		152,760		152,760		152,760
Temporary employees, field.....		63,675		63,675		63,675
All personal services, field.....		216,435		216,435		216,435
Deduct legislative reductions.....		21,640		32,465		18,122
01 Personal services (net).....		194,795		183,970		198,313
OTHER OBLIGATIONS						
02 Supplies and materials.....		50,000		70,000		71,339
03 Subsistence and support of persons.....		1,587,435		2,571,294		2,741,919
05 Communication service.....		500		500		596
06 Travel expenses.....		4,000		5,000		5,237
07 Transportation of things.....		500		500		727
10 Water, light, etc.....		8,000		9,000		9,700
11 Rent of buildings.....		10,000		12,000		12,249
12 Repairs and alterations.....		1,000		1,000		849
13 Special and miscellaneous expenses.....		3,500		4,000		4,531
22 Gratuities.....		15,000		25,000		28,314
30 Equipment.....		2,000		2,500		2,553
Total other obligations.....		1,681,935		2,700,794		2,878,014
Grand total obligations.....		1,876,730		2,884,764		3,076,327
Legislative reductions.....						+18,122
Deficit.....						-239,449
Estimated savings.....				+203,236		
Total estimate or appropriation.....		1,876,730		3,088,000		2,855,000

Federal Jails, Buildings and Equipment—

In addition to the appropriations herein made for "Salaries and expenses, clerks of courts", "Salaries and expenses of district attorneys, and so forth", and "Enforcement of antitrust laws", the sum of \$175,000 of the unexpended balance of the appropriation "Federal jails, construction", contained in the Act making appropriations for the Department of Justice for the fiscal year 1932, is hereby made available for the fiscal year 1934 for the purposes enumerated in such appropriations, and in such amounts as the Attorney General, in writing, may designate (act Mar. 1, 1933, 47 Stat., p. 1388).

32 Construction of buildings: Obligations—1933, \$500.

Total, Penal and Correctional Institutions, annual appropriations, general fund:

Estimate 1935, **\$8,323,558**Appropriated 1934, **\$10,276,543**

Total, Department of Justice, general fund:

Estimate 1935, **\$31,165,804**Appropriated 1934, * **\$41,231,835**

Trust funds:

*Funds of Federal Prisoners—**Unclaimed Funds of Federal Prisoners—*Estimate 1935, **\$500,000**Appropriated 1934, **\$550,000**

Estimated obligations—1935, \$500,000; 1934, \$550,000; actual 1933, \$658,905.

*Commissary Funds, Federal Prisons—*Estimate 1935, **\$285,000**Appropriated 1934, **\$250,000**

Personal funds of inmates and commissary and welfare funds at the several penal and correctional institutions are deposited to the credit of the trust funds established under the above titles, from which advances are made on approved requisitions to disbursing clerks of the institutions (*decisions of Comptroller General, July 9, 1931, and Jan. 5, 1932*).

Estimated obligations—1935, \$285,000; 1934, \$285,000; actual 1933, \$269,564.

Total, Department of Justice, trust funds:

Estimate 1935, **\$785,000**Appropriated 1934, **\$800,000**

Total, Department of Justice:

Estimate 1935, **\$31,950,804**Appropriated 1934, * **\$42,031,835**

* Includes \$32,000 for United States Court for China transferred from State Department and \$45,785 from "Civil government, Panama Canal and Canal Zone," under the War Department by Executive Order No. 6661 June 10, 1933.

DEPARTMENT OF LABOR

Summary of estimates of appropriations for the fiscal year 1935 compared with appropriations for the fiscal year 1934

Classification of Appropriations	ESTIMATES, 1935			APPROPRIATIONS, 1934		
	General fund	Special funds	Total	General fund	Special funds	Total
Annual.....	\$14,044,145		\$14,044,145	\$14,177,365		\$14,177,365
Permanent.....	4,000		4,000	4,000		4,000
	14,048,145		14,048,145	14,181,365		14,181,365
Trust and contributed funds.....						
Total estimates and appropriations.....			14,048,145			14,181,365

OFFICE OF THE SECRETARY

Salaries, Office of Secretary of Labor—

Salaries: Secretary of Labor, Assistant Secretary, Second Assistant Secretary, and other personal services in the District of Columbia, **[\$185,000] \$232,290** [*Provided*, That in expending appropriations or portions of appropriations, contained in this Act, for the payment for personal services in the District of Columbia in accordance with the Classification Act of 1923, as amended, with the exception of the four Assistant Secretaries of State and the legal adviser of the Department of State, the Assistant to the Attorney General and six Assistant Attorneys General, the Assistant Secretaries of Commerce, the Assistant Secretary and the Second Assistant Secretary of Labor, the average of the salaries of the total number of persons under any grade in any bureau, office, or other appropriation unit shall not at any time exceed the average of the compensation rates specified for the grade by such Act, as amended: *Provided*, That this restriction shall not apply (1) to grades 1, 2, 3, and 4 of the clerical-mechanical service, or (2) to require the reduction in salary of any person whose compensation was fixed as of July 1, 1924, in accordance with the rules of section 6 of such Act, (3) to require the reduction in salary of any person who is transferred from one position to another position in the same or different grade in the same or a different bureau, office, or other appropriation unit, or (4) to prevent the payment of a salary under any grade at a rate higher than the maximum rate of the grade when such higher rate is permitted by the Classification Act of 1923, as amended, and is specifically authorized by other law, or (5) to reduce the compensation of any person in a grade in which only one position is allocated] (*U.S.C., title 5, secs. 297, 611-622, 661-673; U.S.C., Supp. VI, title 5, sec. 673; act Mar. 1, 1933, 47 Stat., p. 1408; Executive Order 6166, sec. 7, June 10, 1933*).

Estimate 1935, **\$232,290**

Appropriated 1934, **\$185,000**

By objects	Obligations					
	Estimate, 1935		Estimate, 1934		Actual, 1933	
	Posi- tions	Av. salary	Posi- tions	Av. salary	Posi- tions	Av. salary
PERSONAL SERVICES, DEPARTMENTAL						
Professional service:						
Grade 8. Solicitor.....	1	\$8,000	1	\$8,000	1	\$8,000
Grade 7. Assistant to the Secretary.....	1	6,000	0 4	6,500	2	6,500
Grade 6. Assistant solicitor.....	1	4,600	1	6,000	1	6,000
Grade 5. Senior librarian.....	1	4,600	1	4,600	1	4,600
Grade 4. Associate attorney.....	2	3,200	2	3,200		
Grade 3. Associate librarian.....	1	3,200				
Grade 2. Assistant librarian.....	2	2,700	1	2,800	1	2,800
Grade 1. Assistant attorney.....	1	3,000	1	3,000	1	3,000
Grade 1. Junior librarian.....	3	2,067	3	2,067	3	2,133
Grade 1. Junior attorney.....					1	2,000
Subprofessional service:						
Grade 5. Library assistant.....	3	1,840	3	1,840	3	1,840
Grade 4. Junior library assistant.....	2	1,620				
Grade 3. Under library assistant.....	2	1,440	1	1,440	1	1,440
Grade 2. Minor library assistant.....	1	1,260	1	1,260	1	1,260
Clerical, administrative, and fiscal service:						
Grade 16. Secretary.....	1	15,000	1	15,000	1	15,000
Grade 15. Senior executive officer (Assistant Secretary).....	2	8,500	2	9,000	2	9,000
Grade 14. Executive officer (assistant to the Secretary).....	2	6,500	1 6	6,500		
Grade 13. Chief administrative officer.....	2	5,600	1	5,600	1	5,600

Salaries, Office of Secretary of Labor—Continued.

By objects	Obligations					
	Estimate, 1935		Estimate, 1934		Actual, 1933	
	Posi- tions	Av. salary	Posi- tions	Av. salary	Posi- tions	Av. salary
PERSONAL SERVICES, DEPARTMENTAL—CON.						
Clerical, administrative, and fiscal service—Continued.						
Grade 12. Head administrative officer.....	1	\$4,600				
Grade 10. Junior administrative officer.....	1	3,500	1	\$3,500	1	\$3,500
Grade 9. Senior administrative assistant.....	3	3,266	4	3,250	4	3,425
Grade 8. Administrative assistant.....	1	3,000	1	3,000	1	3,000
Grade 7. Junior administrative assistant.....	1	2,800	2	2,850	2	2,850
Grade 6. Principal clerk.....	4	2,500	4	2,500	4	2,500
Grade 5. Senior clerk.....	1	2,300	1	2,400	1	2,400
Grade 4. Clerk.....	3	2,333	3	2,333	3	2,333
Grade 3. Assistant clerk.....	4	2,050	3	2,067	3	2,067
Grade 2. Junior clerk.....	3	2,000	3	2,000	3	2,000
Grade 1. Underclerk.....	1	1,800	1	1,800	1	1,800
Grade 1. Underclerk.....	2	1,830	2	1,830	2	1,830
Grade 3. Assistant clerk-stenographer.....	11	1,756	11	1,756	11	1,789
Grade 2. Junior clerk-stenographer.....	1	1,620	1	1,620	1	1,620
Grade 1. Junior clerk-stenographer.....	6	1,760	6	1,760	6	1,780
Grade 2. Junior clerk-stenographer.....	1	1,800	1	1,800	1	1,800
Grade 1. Junior clerk-stenographer.....	5	1,524	5	1,524	6	1,570
Grade 1. Junior clerk-stenographer.....	4	1,530	4	1,530	4	1,530
Grade 1. Junior clerk-stenographer.....	1	1,500	1	1,500	1	1,500
Grade 1. Underclerk.....	5	1,380	5	1,380	6	1,360
Grade 1. Underclerk.....	3	1,340	2 9	1,343	2	1,380
Grade 1. Underclerk.....	1	1,260	1	1,260	1	1,260
Custodial service:						
Grade 6. Mechanic.....	1	1,800	1	1,800	1	1,800
Grade 4. Undermechanic.....	1	1,320	1	1,320	1	1,500
Grade 3. Minor mechanic.....	3	1,380	3	1,380	3	1,380
Grade 2. Messenger.....	2	1,290	2	1,290	2	1,290
Grade 1. Junior laborer.....	2	1,230	2	1,230	3	1,300
Grade 2. Assistant messenger.....	4	1,080	3	1,080	3	1,080
Grade 1. Junior messenger.....	2	600	1	600	1	660
Total permanent, departmental.....	107	259,140	96	9235,814	99	241,200
Deduct lapses and administrative furloughs.....		1,040		394		10,166
		258,100		235,420		231,034
Deduct legislative reductions.....		25,810		35,313		24,696
01 Personal services (net).....		232,290		200,107		206,338
Received by transfer from "Printing and binding, Department of Labor".....						-5,500
Received by transfer from Department of Justice.....				-30,020		-30,420
Net total obligations.....		232,290		170,087		170,418
Estimated savings and unobligated balances.....				14,913		29,582
Total estimate or appropriation.....		232,290		185,000		200,000
BY ACTIVITIES OR PROJECTS						
1. Office of the Secretary.....		71,654		56,177		55,060
2. Office of the Solicitor.....		34,620		25,224		27,378
3. Office of the Chief Clerk.....		27,740		23,557		23,499
4. Library.....		39,240		20,179		20,552
5. Appointment Division.....		17,326		14,841		15,471
6. Division of Publications and Supplies.....		44,440		40,324		42,767
7. Accounting and Disbursing Office.....		23,080		19,805		21,611
Total.....		258,100		200,107		206,338
Deduct legislative reductions.....		25,810				
Personal services (net).....		232,290				

Salaries and Expenses, Commissioners of Conciliation—

Commissioners of conciliation: To enable the Secretary of Labor to exercise the authority vested in him by section 8 of the Act creating the Department of Labor (U. S. C., title 5, sec. 611) and to appoint commissioners of conciliation, traveling expenses, and not to exceed **[\$14,905]**, **\$14,635** for personal services in the District of Columbia, and telegraph and telephone service **[\$180,000]**, **\$185,630** (U. S. C., title 5, secs. 611, 619; act Mar. 1, 1933, 47 Stat., p. 1408).

Estimate 1935, **\$185,630**Appropriated 1934, **\$180,000**

By objects	Obligations					
	Estimate, 1935		Estimate, 1934		Actual, 1933	
PERSONAL SERVICES, DEPARTMENTAL	Posi- tions	Av. salary	Posi- tions	Av. salary	Posi- tions	Av. salary
Clerical, administrative, and fiscal service:						
Grade 14. Senior administrative officer (director)	1	\$7,500	1	\$7,500	1	\$7,500
Grade 8. Administrative assistant (executive clerk)	1	3,300	1	3,300	1	3,300
Grade 5. Senior clerk	1	2,300	1	2,300	1	2,300
Grade 4. Clerk-stenographer	1	2,040	1	2,040	1	2,040
Total permanent, departmental	4	15,140	4	15,140	4	15,140
Temporary employees, departmental		1,120		1,120		
All personal services, departmental		16,260		16,260		15,140
PERSONAL SERVICES, FIELD						
Clerical, administrative, and fiscal service:						
Grade 11. Commissioner of conciliation	18	4,319	18	4,319	18	4,319
Grade 10. Commissioner of conciliation	13	3,650	11	3,650	10	3,650
Grade 8. Commissioner of conciliation	2	2,960	2	2,960	1	3,000
Grade 5. Commissioner of conciliation	2	2,200	2	2,200	2	2,200
Grade 4. Commissioner of conciliation	1	1,900	1	1,900	1	1,900
Total permanent, field	36	137,415	34	130,115	32	123,545
Deduct lapses and administrative furloughs						3,670
Net permanent, field		137,415		130,115		119,875
Total, departmental and field		153,675		146,375		135,015
Deduct legislative reductions		15,370		21,956		13,896
01 Personal services (net)		138,305		124,419		121,119
OTHER OBLIGATIONS						
02 Supplies and materials		100		100		100
05 Communication service		4,500		4,500		6,920
06 Travel expenses		41,900		40,305		53,600
07 Transportation of things		25		25		
08 Stenographic work		800		800		800
Total other obligations		47,325		45,730		61,420
Grand total obligations		185,630		170,149		182,539
Estimated savings and unobligated balances				9,851		22,461
Total estimate or appropriation		185,630		180,000		205,000
BY ACTIVITIES OR PROJECTS						
1. Office administration		14,634		16,260		15,140
2. Conciliation		170,996		153,889		167,399
Total		185,630		170,149		182,539

Bureau of Labor Standards and Service—

Salaries and expenses: For the promotion of health, safety, employment stabilization, and amicable industrial relations for labor and industry, **\$73,685**, of which not to exceed **\$56,825** may be expended for personal services in the District of Columbia (U.S.C., title 5, secs. 611-622; U.S.C., Supp. VI, title 5, sec. 673; act Mar. 1, 1933, 47 Stat., p. 1408) (submitted).

Estimate 1935, **\$73,685**

By objects	Obligations					
	Estimate, 1935		Estimate, 1934		Actual, 1933	
PERSONAL SERVICES, DEPARTMENTAL	Posi- tions	Av. salary	Posi- tions	Av. salary	Posi- tions	Av. salary
Professional service:						
Grade 6. Technical assistant	1	\$5,600				
Economic analyst	1	5,600				
Clerical, administrative, and fiscal service:						
Grade 15. Commissioner	1	8,000				
Grade 14. Director of code compliance	1	6,500				
Assistant commissioner	1	6,500				
Grade 10. Investigator on code compliance	6	3,500				
Grade 5. Secretarial stenographer	2	2,000				
Grade 3. Senior stenographer	1	1,620				
Grade 2. Junior stenographer	2	1,440				
File clerk	1	1,440				
All personal services, departmental	17	63,140				
Deduct legislative reductions		6,315				
10 Personal services (net)		56,825				

Bureau of Labor Standards and Service—Continued.

By objects	Obligations					
	Estimate, 1935		Estimate, 1934		Actual, 1933	
	Posi- tions	Av. salary	Posi- tions	Av. salary	Posi- tions	Av. salary
OTHER OBLIGATIONS						
05 Communication service		\$1,000				
06 Travel expenses		10,000				
13 Special and miscellaneous		5,860				
Total other obligations		16,860				
Total estimate		73,685				
BY ACTIVITIES OR PROJECTS						
1. Office administration:						
Commissioner	1	8,000				
Secretarial stenographer	1	2,000				
2. Division of Code Compliance:						
Personal services:						
Director	1	6,500				
Investigator	6	3,500				
Technical assistant	1	5,600				
Secretarial stenographer	1	2,000				
Junior stenographer	1	1,440				
File clerk	1	1,440				
Total permanent	13	47,980				
Deduct legislative reductions		4,799				
Personal services (net)		43,181				
Other obligations:						
Communication service		500				
Travel expenses		6,000				
Special and miscellaneous		4,276				
Total other obligations		10,776				
Total estimate Division of Code Compliance		53,957				
3. Division of Standards:						
Personal services:						
Assistant commissioner	1	6,500				
Economic analyst	1	5,600				
Senior stenographer	1	1,620				
Junior stenographer	1	1,440				
Total permanent	4	15,160				
Deduct legislative reductions		1,516				
Personal services (net)		13,644				
Other obligations:						
Communication service		500				
Travel expenses		4,000				
Special and miscellaneous		1,584				
Total other obligations		6,084				
Total estimate, Division of Standards		19,728				
Total		73,685				

Contingent Expenses, Department of Labor—

For contingent and miscellaneous expenses of the offices and bureaus of the department, for which appropriations for contingent and miscellaneous expenses are not specifically made, including the purchase of stationery, furniture, and repairs to the same, carpets, matting, oilcloths, file cases, towels, ice, brooms, soap, sponges, laundry, street-car fares not exceeding \$200; lighting and heating; purchase, exchange, maintenance, and repair of motor cycles and motor trucks; maintenance, operation, and repair of a motor-propelled passenger-carrying vehicle, to be used only for official purposes; freight and express charges; newspaper clippings not to exceed \$1,800, postage to foreign countries, telegraph and telephone service, typewriters, adding machines, and other labor-saving devices; purchase of law books, books of reference, newspapers, and periodicals, not exceeding, **[\$5,000]** **\$5,340**; in all, **[\$55,000]** **\$57,100**; and in addition thereto such sum as may be necessary, not in excess of \$25,000, to facilitate the purchase, through the central purchasing office as provided in the Act approved June 17, 1910 (U.S.C., title 41, sec. 7), of certain supplies for the Immigration Service, shall be deducted from the appropriation "Salaries and expenses, [Bureau of Immigration,] *Immigration and Naturalization Service*," made for the fiscal year **[1934]** **1935** and added to the appropriation "Contingent expenses, Department of Labor," for that year; and the total sum thereof shall be and constitute the appropriation for contingent expenses for the Department of Labor, to be expended through the central purchasing office (Division of Publications and Supplies), Department of Labor: *Provided*, That section 3709 of the Revised Statutes of the United States (U.S.C.,

title 41, sec. 5) shall not be construed to apply to any purchase or service rendered for the Department of Labor when the aggregate amount involved does not exceed the sum of \$50 (*U.S.C., title 41, sec. 7; act Mar. 1, 1933, 47 Stat., p. 1409*).

Estimate 1935, **\$57,100**

Appropriated 1934, **\$55,000**

By objects	Obligations		
	Estimate, 1935	Estimate, 1934	Actual, 1933
Supplies and materials:			
0200 Stationery and office materials.....	\$8,000	\$8,000	\$6,376
02012 Envelopes.....	1,100	1,100	1,050
0202 Sundry and office supplies.....	100	87	278
0203 Drafting and artists' supplies.....	100	110	163
0204 Photographic supplies (films).....	15	15	15
0205 Cleaning and toilet supplies.....	50	50	75
02220 Scientific and educational (library).....	5,340	4,000	4,610
0236 Gasoline and oil.....	350	350	296
0282 Mechanic supplies and packing boxes.....	250	250	232
0284 Miscellaneous supplies.....	200	200	234
0290 Lumber, etc.....	260	250	246
02 Total supplies and materials.....	15,765	14,412	13,575
04 Storage and care of vehicles.....	120	120	298
Communication service:			
0501 Telegraph.....	100	100	86
0510 Telephone.....	6,000	5,500	5,426
0521 Postage stamps (foreign, air mail).....	2,000	2,000	2,442
05 Total communication service.....	8,100	7,600	7,954
06 Travel expenses (tokens).....	200	200	200
07 Transportation of things.....	50	50	23
08 Photographic supplies (photostats, etc.).....	1,600	1,600	1,716
11 Rentals (tabulating machines).....	4,500	4,500	4,338
Special and miscellaneous:			
1371 Press clippings.....	1,000	1,000	846
1373 Laundry service.....	400	400	399
1376 Clock service, etc.....	35	35	22
13 Total special and miscellaneous.....	1,435	1,435	1,267
Equipment:			
3000 Passenger vehicles.....	500	500	328
3010 Furniture.....	14,000	8,500	9,952
3013 Floor covering.....	600	600	762
3014 Curtains, draperies, etc.....	30	30	26
3017 Office machines (typewriters, etc.).....	9,550	9,000	9,358
3018 Desk equipment (waste baskets, trays, etc.).....	300	300	313
3019 Sundry items (fans, mirrors, etc.).....	250	250	246
3053 Motor vehicles (other than passenger-carrying).....	100	500	825
30 Total equipment.....	25,330	19,680	21,810
Grand total obligations.....	57,100	49,597	51,181
Received by transfer from Department of Justice.....		-597	-597
Net total obligations.....	57,100	49,000	50,584
Estimated savings and unobligated balance.....		6,000	4,916
Total estimate or appropriation.....	57,100	55,000	55,500
BY ACTIVITIES OR PROJECTS			
1. Office of the Secretary:			
Secretary's office.....	1,250	1,250	1,264
Bureau of Labor Standards and Service.....	3,950		
Solicitor.....	800	897	133
Chief Clerk.....	8,500	8,500	7,038
Library.....	9,000	4,000	4,100
Publications and supplies.....	1,000	1,000	2,027
Accounting and disbursing.....	300	300	223
Total, office of the Secretary.....	24,800	15,947	14,785
2. Bureau of Labor Statistics.....	10,000	10,000	8,327
3. Immigration and Naturalization Service:			
Immigration.....	14,000	9,650	12,567
Naturalization.....		5,000	6,938
Total Immigration and Naturalization Service.....	14,000	14,650	19,505
4. Children's Bureau.....	5,000	5,000	5,000
5. Women's Bureau.....	3,300	3,300	3,564
6. Reserve.....		700	
Total.....	57,100	49,597	51,181

Printing and Binding, Department of Labor—

Printing and binding: For printing and binding for the Department of Labor, including all its bureaus, offices, institutions, and services located in Washington, District of Columbia, and elsewhere, **[\$225,000] \$169,000** (*U.S.C., title 5, sec. 617; title 31, sec. 588; act Mar. 1, 1933, 47 Stat., p. 1409*).

Estimate 1935, **\$169,000**

Appropriated 1934, **\$225,000**

By objects	Obligations		
	Estimate, 1935	Estimate, 1934	Actual, 1933
Supplies and materials:			
02011 Printed forms and letterheads.....	\$39,500	\$45,000	\$34,101
02013 Envelopes and file folders.....	1,250	1,000	789
02014 Tags.....	30	25	19
02015 Stenographers notebooks and blank books.....	175	200	576
02 Total supplies and materials.....	40,955	46,225	35,485
08 Publications and binding.....	128,045	133,775	152,032
Grand total obligations.....	169,000	180,000	187,517
Transferred to "Salaries, office of the Secretary".....			+5,500
Transferred to "Salaries and expenses, Bureau of Immigration".....			+13,450
Net total obligations.....	169,000	180,000	206,467
Estimated savings and unobligated balances.....		45,000	33,533
Total estimate or appropriation.....	169,000	225,000	240,000
(In compliance with Public No. 381, approved Feb. 28, 1933).			
U.S. Housing Corporation:			
02011 Printed forms and letterheads.....	50		
U.S. Employment Service:			
02011 Printed forms and letterheads.....	18,375		
08 Publications and binding.....	7,000		
Total, U.S. Employment Service.....	25,375		
BY ACTIVITIES OR PROJECTS			
1. Office of the Secretary.....	9,000	8,000	8,955
2. Bureau of Labor Statistics.....	78,000	85,000	86,452
3. Immigration and Naturalization Service:			
Bureau:			
Immigration.....	6,000	5,000	4,927
Naturalization.....		2,500	1,871
Field:			
Immigration.....	18,000	10,250	6,589
Naturalization.....		8,500	6,720
Binding manifests.....	3,000	2,750	2,000
Total Immigration and Naturalization Service.....	27,000	29,000	22,107
4. Children's Bureau.....	45,000	45,000	54,628
5. Women's Bureau.....	10,000	10,000	6,268
6. Employment Service.....			9,107
7. Reserve.....		3,000	
Total.....	169,000	180,000	187,517

Total under Office of the Secretary of Labor, annual appropriations, general fund:

Estimate 1935, **\$717,705**

Appropriated 1934, **\$645,000**

BUREAU OF LABOR STATISTICS

Salaries and Expenses, Bureau of Labor Statistics—

Salaries and expenses: For personal services, including temporary statistical clerks, stenographers and typewriters in the District of Columbia, and including also experts and temporary assistants for field service outside of the District of Columbia; traveling expenses, including expenses of attendance at meetings concerned with the work of the Bureau of Labor Statistics when incurred on the written authority of the Secretary of Labor; purchase of periodicals, documents, envelopes, price quotations, and reports and materials for reports and bulletins of said bureau, **[\$414,000] \$548,160**, of which amount not to exceed **[\$353,290] \$405,000** may be expended for the salary of the commissioner and other personal services in the District of Columbia (*U.S.C., title 29, secs. 1-7; U.S.C., Supp. VI, title 29, secs. 2a-4; act Mar. 1, 1933, 47 Stat., p. 1409*).

Annual appropriation, general fund:

Estimate 1935, **\$548,160**

Appropriated 1934, **\$414,000**

Salaries and Expenses, Bureau of Labor Statistics—Continued.

By objects	Obligations					
	Estimate, 1935		Estimate, 1934		Actual, 1933	
	Posi- tions	Av. salary	Posi- tions	Av. salary	Posi- tions	Av. salary
PERSONAL SERVICES, DEPARTMENTAL						
Professional service:						
Grade 8. Commissioner	1	\$8,000	1	\$8,000	1	\$8,500
Grade 7. Assistant Commissioner	1	6,500	1	6,500	1	6,500
Grade 6. Chief statistician	1	5,600	1	5,600	1	5,600
Grade 5. Senior professional	2	5,000	2	5,000	2	5,000
Grade 4. Full professional	2	3,900	2	3,900	2	3,900
Grade 3. Associate economic analyst	8	3,213	6	3,217	6	3,217
Grade 2. Associate economic analyst	1	3,200	1	3,200	1	3,200
Assistant attorney	6	2,767	6	2,767	7	2,800
Grade 1. Junior attorney	1	2,000	1	2,000	1	2,600
Clerical, administrative, and fiscal service:						
Grade 8. Administrative assistant	1	2,900				
Grade 7. Junior administrative assistant	12	2,783	10	2,820	10	2,820
Grade 6. Principal clerk	7	2,357	7	2,357	8	2,388
Grade 5. Senior clerk	25	2,148	25	2,148	25	2,148
Senior clerk stenographer	1	2,600	1	2,600	1	2,600
Grade 4. Clerk	21	1,851	21	1,851	22	1,849
Grade 3. Assistant clerk	51	1,635	32	1,644	32	1,644
Assistant clerk-stenographer	5	1,692	3	1,740	3	1,740
Grade 2. Junior clerk	52	1,476	48	1,479	48	1,481
Junior clerk-typist	7	1,483	5	1,500	5	1,500
Junior clerk-stenographer	15	1,476	13	1,482	13	1,482
Junior operator, office devices	3	1,440	3	1,440	3	1,440
Grade 1. Underclerk	2	1,410	2	1,410	2	1,410
Underoperator, office devices	2	1,350	2	1,350	2	1,350
Custodial service:						
Grade 3. Messenger	5	1,272	5	1,272	5	1,272
Total permanent, departmental	232	450,760	197	385,660	201	396,280
Deduct lapses and administrative furloughs		2,750		2,760		21,733
Net permanent, departmental		448,000		382,900		374,547
Temporary employees, departmental		2,000		2,000		1,566
All personal services, departmental		450,000		384,900		376,113
PERSONAL SERVICES, FIELD						
Clerical, administrative, and fiscal service:						
Grade 8. Administrative assistant	4	2,900				
Grade 7. Junior administrative assistant	18	2,600				
Total permanent, field	22	58,400				
Deduct lapses		500				
Net permanent, field		57,900				
Temporary employees, field		500				
All personal services, field		58,400				
Total, departmental and field		508,400		384,900		376,113
Deduct legislative reductions		50,840		57,735		39,491
01 Personal services (net)		457,560		327,165		336,622
OTHER OBLIGATIONS						
02 Supplies and materials		4,500		3,500		2,292
05 Communication service		2,160		1,500		1,304
06 Travel expenses		83,940		56,151		65,130
Total other obligations		90,600		61,151		68,726
Grand total obligations		548,160		388,316		405,348
Estimated savings and unobligated balances				25,684		44,652
Total estimate or appropriation		548,160		414,000		450,000
BY ACTIVITIES OR PROJECTS						
1. Office administration		39,120		33,252		35,000
2. Chief statistician		23,600		13,090		14,000
3. Wholesale prices		46,340		20,264		13,000
4. Retail prices		108,040		31,076		20,000
5. Employment and payrolls		91,280		59,466		50,000
6. Accident statistics		13,440		11,424		10,000
7. Strikes and lockouts		6,500		5,525		6,600
8. Cost of living		26,920		22,882		8,500
9. Building permits		8,500		7,225		7,000
10. Labor turnover		5,060		4,301		4,000
11. Labor law information service		9,700		8,245		9,000
12. Wage and hour studies		60,340		51,289		107,522
13. Productivity of labor		14,440		12,274		14,000
14. Unemployment		13,720		11,662		
15. Editorial and research (Monthly Labor Review)		41,400		35,190		38,000
16. Supplies and materials		4,500		3,500		2,292
17. Communication service		2,160		1,500		1,304
18. Travel expenses		83,940		56,151		65,130
Total		599,000		388,316		405,348
Deduct legislative reductions		50,840				
Net total		548,160				

National Industrial Recovery, Bureau of Labor Statistics—

By objects	Obligations		
	Estimate, 1935	Estimate, 1934	Actual, 1933
PERSONAL SERVICES, DEPARTMENTAL			
01 Temporary personal services		\$4,200	
OTHER OBLIGATIONS			
06 Travel expenses		5,800	
Total		10,000	
Received by transfer from Federal Emergency Administration of Public Works		-10,000	
Total estimate or appropriation			

Investigation of Cost of Living in the United States—

For personal services, including temporary statistical clerks, stenographers and typewriters in the District of Columbia and elsewhere; traveling expenses; supplies and equipment; telegraph and telephone service; rent of tabulating machines; and any other necessary expense in connection with the conduct of the study and printing the report, \$140,720 (U.S.C., title 29, secs. 1-7; U.S.C., Supp. VI, title 29, secs. 2a-4; act Mar. 1, 1933, 47 Stat., p. 1409) (submitted).

Estimate 1935, \$140,720.

By objects	Obligations					
	Estimate, 1935		Estimate, 1934		Actual, 1933	
	Posi- tions	Av. salary	Posi- tions	Av. salary	Posi- tions	Av. salary
PERSONAL SERVICES						
Professional service:						
Grade 6. Chief economic analyst	1	\$5,600				
Grade 4. Economic analyst	1	3,800				
Clerical, administrative, and fiscal service:						
Grade 5. Senior clerk	30	2,000				
Grade 3. Assistant clerk	10	1,620				
Grade 2. Junior clerk	2	1,440				
Junior clerk-stenographer	3	1,440				
Total personal services	47	92,800				
Deduct legislative reductions		9,280				
01 Personal services (net)		83,520				
OTHER OBLIGATIONS						
02 Supplies and equipment		1,000				
06 Travel expenses		43,500				
08 Printing and binding		2,700				
11 Rents (tabulating machines)		10,000				
Total other obligations		57,200				
Total estimate		140,720				

Total under Bureau of Labor Statistics, annual appropriations, general fund:

Estimate 1935, \$688,880

Appropriated 1934, \$414,000

[BUREAU OF IMMIGRATION]

[Salaries and Expenses, Bureau of Immigration—]

[Salaries and expenses: For enforcement of the laws regulating the immigration to, the residence in, and the exclusion and deportation from the United States of aliens, and persons subject to the Chinese exclusion laws; salaries, transportation, traveling, and other expenses of officers, clerks, and other employees appointed to enforce said laws; care, detention, maintenance, transportation, and traveling expenses incident to the deportation and exclusion of aliens, and persons subject to the Chinese exclusion laws, as authorized by law, in the United States and to, through, or in foreign countries; purchase of supplies and equipment, including alterations and repairs; purchase, exchange, operation, maintenance and repair of motor-propelled vehicles, including passenger-carrying vehicles for official use in field work; cost of reports of decisions of the Federal courts and digests thereof for the use of the Commissioner General of Immigration; refunding of head tax, maintenance bills, immigration fines, registry fees, and reentry permit fees,

upon presentation of evidence showing conclusively that collection and deposit was made through error of Government officers; and for all other expenses necessary to enforce said laws; \$9,444,000, all to be expended under the direction of the Secretary of Labor, of which amount not to exceed \$320,000 may be expended for the salary of the Commissioner General and other personal services in the District of Columbia, including services of persons authorized by law to be detailed there for duty, and not to exceed \$1,850,000 shall be available for coast and land border patrol: *Provided*, That not to exceed \$45,000 of the sum herein appropriated shall be available for the purchase, including exchange, of motor-propelled passenger-carrying vehicles, and of such sum of \$45,000 not more than \$35,000 shall be available for the same purposes for the coast and land border patrol: *Provided further*, That the Commissioner General of Immigration, with the approval of the Secretary of Labor, may contract with officers and employees stationed outside of the District of Columbia whose salaries are payable from this appropriation, for the use, on official business outside of the District of Columbia, of privately owned horses, and the consideration agreed upon shall be payable from the funds herein appropriated: *Provided further*, That not to exceed \$7,000 of the total amount herein appropriated shall be available for allowances for living quarters, including heat, fuel, and light, as authorized by the Act approved June 26, 1930 (U.S.C., Supp. VI, title 5, sec. 118a), not to exceed \$720 for any person] (U.S.C., title 8, secs. 101-339; U.S.C., Supp. VI, title 5, sec. 118a; title 8, secs. 102-298; acts Feb. 21, 1931, 46 Stat., p. 1205; Mar. 1, 1933, 47 Stat., pp. 1409-1410)

[BUREAU OF NATURALIZATION]

[Salaries and Expenses, Bureau of Naturalization—]

[Salaries and expenses: For the expenses of carrying on the work of the Bureau of Naturalization, as provided in the Acts authorizing a uniform rule for the naturalization of aliens throughout the United States, and establishing the Bureau of Naturalization, approved June 29, 1906, and March 4, 1913, and subsequent Acts (U. S. C., title 8, secs. 331-416; U. S. C., Supp. V, title 8, secs. 355-384); including personal services; traveling expenses, and not to exceed \$400 for expenses of attendance at meetings concerned with the naturalization of aliens when incurred on the written authority of the Secretary of Labor; street-car fare, telegrams, verifications of legal papers, telephone service in field offices and telephone toll service in the bureau; necessary supplies and equipment for the Naturalization Service; refunding of naturalization fees upon presentation of evidence showing conclusively that the collection and deposit was made through error; not to exceed \$3,000 for rent of offices outside of the District of Columbia where suitable quarters can not be obtained in public buildings; and for mileage and fees to witnesses subpoenaed on behalf of the United States, the expenditures from this appropriation to be made in the manner and under such regulations as the Secretary of Labor may prescribe, \$890,000, of which not to exceed \$210,883 may be expended for the salary of the commissioner and other personal services in the bureau in the District of Columbia: *Provided*, That no part of this appropriation shall be available for the compensation of assistants to clerks of United States courts] (U. S. C., title 8, secs. 331-416; U. S. C., Supp. VI, title 8, secs. 355-384; act Mar. 1, 1933, 47 Stat., pp. 1410-1411).

IMMIGRATION AND NATURALIZATION SERVICE

Salaries and Expenses, Immigration and Naturalization Service—

For enforcement of the laws regulating the immigration to, the residence in, and the exclusion and deportation from the United States of aliens, and persons subject to the Chinese exclusion laws; for enforcement of the laws authorizing a uniform rule for the naturalization of aliens; salaries, transportation, traveling, and other expenses of officers, clerks, and other employees appointed to enforce said laws; care, detention, maintenance, transportation, and traveling expenses incident to the deportation and exclusion of aliens, and persons subject to the Chinese exclusion laws, as authorized by law, in the United States and to, through, or in foreign countries; purchase of supplies and equipment, including alterations and repairs; purchase, exchange, operation, maintenance, and repair of motor-propelled vehicles, including passenger-carrying vehicles for official use in field work; cost of reports of decisions of the Federal courts and digests thereof for official use; verifications of legal papers; refunding of head tax, maintenance bills, immigration fines, registry fees, reentry permit fees, and naturalization fees, upon presentation of evidence showing conclusively that collection and deposit was made through error; mileage and fees to witnesses subpoenaed on behalf of the United States, and for all other expenses necessary to enforce said laws,

\$8,427,290, all to be expended under the direction of the Secretary of Labor, of which amount not to exceed \$477,800 may be expended for the salary of the Commissioner of Immigration and Naturalization and other personal services in the District of Columbia, including services of persons authorized by law to be detailed there for duty: *Provided*, That not to exceed \$45,000 of the sum herein appropriated shall be available for the purchase, including exchange, of motor-propelled passenger carrying vehicles: *Provided further*, That the Commissioner of Immigration and Naturalization, with the approval of the Secretary of Labor, may contract with officers and employees stationed outside of the District of Columbia whose salaries are payable from this appropriation, for the use, on official business outside of the District of Columbia, of privately owned horses, and the consideration agreed upon shall be payable from the funds herein appropriated: *Provided further*, That not to exceed \$7,000 of the total amount herein appropriated shall be available for allowances for living quarters, including heat, fuel, and light, as authorized by the Act approved June 26, 1930 (U.S.C., Supp. VI, title 5, sec. 118a), not to exceed \$720 for any person: *Provided further*, That not to exceed \$400 of the sum herein appropriated may be expended for attendance at meetings concerned with the naturalization of aliens when incurred on the written authority of the Secretary of Labor: *Provided further*, That no part of this appropriation shall be available for the compensation of assistants to clerks of United States courts: *Provided further*, That not to exceed \$10,000 of the sum herein appropriated may be expended for payment of rewards, when specifically authorized by the Secretary of Labor, for information leading to the detection, arrest, or conviction of persons violating the immigration or naturalization laws (U.S.C., title 8, secs. 101-416; U.S.C., Supp. VI, title 5, sec. 118a; title 8, secs. 102-402a; acts Mar. 1, 1933, 47 Stat. pp. 1409-1411; Mar. 3, 1933, 47 Stat., p. 1518; Executive Order June 10, 1933, No. 6166) (submitted).

Estimate 1935, \$8,427,290

Appropriated 1934, \$10,334,000

By objects	Obligations			
	Estimate, 1935		Estimate, 1934	Actual, 1933
	Posi- tions	Av. salary	Posi- tions	Av. salary
PERSONAL SERVICES, DEPARTMENTAL				
Professional service:				
Grade 8. Chief attorney	1	\$8,500	1	\$8,500
Grade 7. Head attorney	1	7,500	1	7,500
Grade 6. Principal attorney	2	5,600	1	5,600
Grade 5. Senior attorney	4	4,650	3	4,733
Grade 4. Attorney	1	3,800	3	3,800
Grade 3. Associate attorney	8	3,225	7	3,229
Grade 2. Assistant attorney	3	2,700	2	2,750
Grade 1. Junior attorney	1	2,400	1	2,400
Clerical, administrative, and fiscal service:				
Grade 15. Senior executive officer	1	8,000	1	8,500
Grade 14. Executive officer	2	6,500		
Grade 13. Chief administrative officer	1	5,600	2	5,600
Grade 12. Head administrative officer	3	4,733	2	4,800
Grade 11. Principal administrative officer	1	3,800		
Grade 10. Senior administrative officer	2	3,600	1	3,700
Grade 9. Senior administrative assistant	7	3,200	8	3,275
Grade 8. Administrative assistant	5	2,960	3	2,900
Grade 7. Junior administrative assistant	4	2,675	5	2,660
Grade 6. Principal clerk	4	2,450	8	2,600
Principal clerk-stenographer			1	2,300
Grade 5. Senior clerk	11	2,182	11	2,211
Senior clerk-stenographer	4	2,075	1	2,000
Grade 4. Clerk	21	1,860	23	1,871
Clerk-stenographer	11	1,895	8	1,935
Grade 3. Assistant clerk	45	1,701	52	1,705
Senior stenographer	7	1,731	10	1,722
Assistant clerk-stenographer	20	1,684	27	1,674
Grade 2. Junior clerk	21	1,552	28	1,521
Senior typist	5	1,440	7	1,440
Junior stenographer	4	1,440	4	1,440
Junior clerk-typist	23	1,463	33	1,460
Junior clerk-stenographer	13	1,449	15	1,448
Grade 1. Underclerk	5	1,356	15	1,356
Junior typist	2	1,260	2	1,260
Underclerk-typist	7	1,260	11	1,260
Custodial service:				
Grade 4. Messenger	1	1,440		
Grade 3. Messenger	8	1,350	11	1,340
Grade 2. Assistant messenger	3	1,080	3	1,080
Grade 1. Junior messenger			1	600
Total permanent, departmental	261	533,086	312	601,442
Deduct lapses and administrative furloughs		2,206		73,442
Net permanent, departmental	261	530,880	312	528,000
Temporary employees, departmental				17,888
All personal services, departmental	261	530,880	312	528,000
Deduct legislative reductions		53,085		79,135
Total cash paid salaries and wages, departmental		477,795		448,865
				549,493

Salaries and Expenses, Immigration and Naturalization Service—Continued.

By objects	Obligations					
	Estimate, 1935		Estimate, 1934		Actual, 1933	
	Posi- tions	Av. salary	Posi- tions	Av. salary	Posi- tions	Av. salary
PERSONAL SERVICES, FIELD						
Professional service:						
Grade 7. District director			1	\$6,500	1	\$6,500
Grade 6. District director			3	5,666	3	5,666
Assistant district director			1	5,600	1	5,600
Grade 5. District director			5	4,760	6	4,900
Assistant district director			3	4,666	3	4,666
Divisional director			2	4,700	2	4,700
Chief examiner	1	\$4,600	1	4,600	1	4,600
Grade 4. District director			10	3,920	11	3,927
Assistant district director			7	3,914	7	3,914
Divisional director			3	3,866	3	3,866
Chief examiner	2	4,000				
Senior examiner	9	3,800				
Grade 3. Assistant district director			1	3,400	1	3,400
Senior examiner	23	3,278	27	3,292	27	3,292
Assistant examiner	12	2,608	65	2,632	68	2,632
Junior examiner	42	2,645				
Clerical, administrative, and fiscal service:						
Grade 15. Contract labor investigator					1	9,000
Grade 14. Commissioner	1	7,000	1	7,000	1	7,000
Grade 13. Commissioner	2	5,600	4	5,700	8	5,750
District director	12	5,617	9	5,600	8	5,600
Assistant commissioner			1	5,600	1	5,600
Assistant district director	1	5,600				
Grade 12. Assistant commissioner			7	4,742	8	4,675
District director	8	4,925	10	4,620	8	4,600
Assistant district director	14	4,757	8	4,600	7	4,600
Supervisor	2	4,700	3	4,867	2	5,000
Special investigator			1	4,600	1	4,600
Divisional director	2	4,700				
Contract labor investigator			1	4,600		
Grade 11. District director	2	4,100	3	3,800	5	4,120
Investigator	1	4,200				
Assistant district director	7	4,143	6	3,866	5	3,880
Divisional director	10	3,980				
Technical adviser			1	3,900	4	4,000
Inspector in charge			24	3,925	26	3,931
Contract labor investigator			1	4,000		
Grade 10. District director			3	3,667	3	3,667
Assistant district director			2	3,500	1	3,500
Assistant divisional director	4	3,575				
Technical adviser	9	3,633	8	3,600	12	3,633
Inspector in charge	52	3,750	30	3,560	30	3,563
Supervisor	1	3,500				
Superintendent	1	3,800	1	3,800	1	3,800
Plant engineer	1	3,800	1	3,800	1	3,800
Contract labor investigator	3	3,833			3	3,566
Grade 9. Assistant district director					1	3,200
Inspector in charge	39	3,261	21	3,276	20	3,260
Assistant inspector in charge			4	3,200	4	3,200
District law officer	2	3,400	4	3,200	4	3,200
Chinese law officer			1	3,200	1	3,200
Senior administrative assistant	1	3,300	1	3,300	1	3,300
Contract labor investigator					1	3,200
Grade 8. Inspector in charge			37	2,940	39	2,967
District law officer	1	3,000	1	3,000	1	3,000
Chief of division	3	2,867	2	3,000	2	3,000
Supervisor	1	3,000	1	3,000		
Contract labor investigator	1	3,000			9	3,000
Grade 7. Inspector in charge	19	2,942	11	2,727	11	2,727
Assistant inspector in charge	32	3,022			2	2,700
Junior administrative assistant			2	2,700	4	2,675
Contract labor investigator					3	2,567
Grade 6. Inspector in charge			4	2,550	1	2,400
Draftsman	1	2,400	1	2,400	1	2,400
Principal clerk	1	2,700	8	2,368	9	2,356
Interpreter	1	2,300	1	2,300	2	2,300
Contract labor investigator	26	2,358	28	2,400	31	2,413
Grade 5. Senior clerk	14	2,160	11	2,103	11	2,103
Senior clerk-stenographer	1	2,000	1	2,000	1	2,000
Interpreter	8	2,025	10	2,050	10	2,050
Contract labor investigator					7	2,086
Grade 4. Clerk	67	1,873	64	1,868	61	1,874
Clerk-stenographer	2	1,920	2	1,920	2	1,920
Interpreter	22	1,813	26	1,818	29	1,821
Contract labor investigator					1	1,800
Grade 3. Assistant clerk	173	1,635	180	1,651	184	1,651
Assistant clerk-stenographer	18	1,783	20	1,790	20	1,790
Interpreter	6	1,660	9	1,660	9	1,660
Grade 2. Junior clerk	241	1,444	291	1,453	296	1,454
Junior clerk-typist	32	1,444	41	1,532	41	1,532
Junior clerk-stenographer	41	1,518	54	1,516	55	1,516
Interpreter	6	1,460	8	1,470	8	1,485
Telephone operator	3	1,480	3	1,480	3	1,480
Grade 1. Under clerk	40	1,320	46	1,327	47	1,328
Under clerk-typist	1	1,380	2	1,350	3	1,340
Interpreter	2	1,350	2	1,350	2	1,350
Telephone operator	1	1,260	1	1,260	1	1,260
Less than Grade 1. Interpreter (part-time)	1	300	2	300	5	300
Telephone operator	1	1,200	1	1,200	1	1,200
Immigrant inspectors graded by act of May 29, 1928:						
Grade 5. Immigrant inspector	131	3,000	174	3,000	167	3,000
Grade 4. Immigrant inspector	256	2,700	315	2,700	320	2,700
Grade 3. Immigrant inspector	360	2,500	430	2,500	442	2,500
Grade 2. Immigrant inspector	116	2,300	131	2,300	133	2,300
Grade 1. Immigrant inspector	144	2,100	54	2,100	57	2,100
Less than grade 1. Immigrant inspector	7	269	9	289	10	272

Salaries and Expenses, Immigration and Naturalization Service—Continued.

By objects	Obligations					
	Estimate, 1935		Estimate, 1934		Actual, 1933	
	Posi- tions	Av. salary	Posi- tions	Av. salary	Posi- tions	Av. salary
PERSONAL SERVICES, FIELD—continued						
Custodial service:						
Grade 10. Pilot	7	\$2,949	7	\$2,949	7	\$2,949
Chief marine engineer	2	3,000	2	3,000	2	3,000
Marine engineer	6	2,680	6	2,680	5	2,676
Stationary engineer	1	2,600	1	2,600	1	2,600
Grade 9. Stationary engineer	1	2,300	2	2,400	2	2,400
Grade 8. Stationary engineer	4	2,200	5	2,168	5	2,200
Grade 7. Stationary engineer	4	1,995	4	1,980	5	1,992
Marine fireman	6	1,920	7	1,920	8	1,920
Stationary fireman	4	1,860	4	1,860	4	1,860
Guard	1	1,860	2	1,860	2	1,860
Painter	1	1,860	1	1,860	1	1,860
Wireman	3	1,860	3	1,860	3	1,860
Plumber	1	1,980			1	1,860
General mechanic	1	1,980	1	1,980	1	1,980
Dynamo tender	5	1,860	5	1,860	5	1,860
Carpenter	4	1,950	4	1,950	4	1,950
Tile setter	1	1,980	1	1,980	1	1,980
Machinist	1	1,980	1	1,980	1	1,980
Grade 6. Assistant guard	12	1,710	12	1,708	12	1,710
Deckhand	17	1,722	22	1,724	22	1,723
Marine fireman	2	1,740	2	1,740	2	1,740
Stationary fireman	10	1,800	13	1,800	16	1,800
Painter	1	1,800	1	1,800	1	1,800
General mechanic	2	1,680	2	1,680	2	1,680
Plumber	1	1,800	2	1,800	2	1,800
Steamfitter	2	1,800				
Grade 5. Junior guard	87	1,557	96	1,557	98	1,557
Laborer			4	1,560	6	1,560
Matron	22	1,568	25	1,564	25	1,564
Stationary fireman	3	1,620	3	1,620	4	1,620
Carpenter's helper	1	1,620	1	1,620	1	1,620
Laundryman	2	1,590	4	1,575	4	1,575
Gardener	2	1,620	2	1,620	2	1,620
Deckhand	1	1,620				
Grade 4. Underguard	66	1,338	71	1,337	75	1,336
Laborer	72	1,367	76	1,367	80	1,367
Janitor	8	1,335	7	1,337	7	1,338
Matron	5	1,320	5	1,320	6	1,320
Charwoman	1	1,440	1	1,440	1	1,440
Launch engineer	1	1,320	1	1,320	1	1,320
Assistant plumber	1	1,440	1	1,440	1	1,440
Janitor messenger	1	1,440	1	1,440	1	1,440
Messenger	2	1,320	2	1,320	2	1,320
Grade 3. Laborer	1	1,200	1	1,200	1	1,200
Charwoman	8	1,245	11	1,249	12	1,250
Stationary fireman	1	1,260	1	1,260	1	1,260
Grade 2. Laborer			1	1,080	1	1,080
Janitor	1	1,080	1	1,080	1	1,080
Charwoman					1	1,140
Less than grade 2. Assistant messenger	4	900	5	900	6	973
Grade 1. Laborer	1	600	1	600	1	600
Janitor	1	720	1	720	1	720
Less than grade 1. Janitor	7	242	10	235	12	266
Matron	1	300	3	420	3	420
Charwoman	2	270	2	270	3	340
Total permanent, field	2,446		2,715		2,814	
Deduct lapses and administrative furloughs		5,446,946		6,066,726		6,292,803
		89,448		575,435		311,655
Net permanent, field		5,357,498		5,491,291		5,981,148
Temporary employees, field		23,741				33,473
All personal services, field		5,381,239		5,515,032		6,014,621
Deduct subsistence and quarters furnished		3,500		3,500		2,749
		5,377,739		5,511,532		6,011,872
Add allowances for quarters		3,510		3,510		5,735
		5,381,249		5,515,042		6,017,607
Deduct legislative reductions		538,125		844,083		643,593
Total cash paid salaries and wages, field		4,843,124		4,670,959		5,374,014
Border patrol						
PERSONAL SERVICES, FIELD						
Clerical, administrative, and fiscal service:						
Grade 13. Director of border patrol					2	6,000
Grade 11. Assistant director of border patrol					2	4,000
Grade 10. Assistant superintendent	8	3,562	8	3,562	9	3,500
Grade 8. Chief patrol inspector	27	2,985	27	2,986	29	2,983
Grade 5. Senior patrol inspector	187	2,102	200	2,100	213	2,100
Grade 4. Patrol inspector	602	1,863	623	1,870	644	1,870
Grade 3. Clerk	8	1,620	7	1,620	9	1,620
Grade 2. Clerk	23	1,450	25	1,449	27	1,454
Grade 1. Clerk	2	1,320	2	1,320	2	1,320
Custodial service:						
Grade 8. Motor mechanic	22	2,009	24	2,009	24	2,009
Grade 4. Laborer	4	1,320	4	1,320	4	1,320
Grade 2. Laborer	10	1,080	10	1,080	11	1,080
Grade 1. Laborer	3	720	3	720	3	720
Less than Grade 1. Laborer					3	120
Charwoman			1	72	1	72
Total permanent, field	1,896		934		983	
		1,735,079		1,810,861		1,914,086

Salaries and Expenses, Immigration and Naturalization Service—Continued.

By objects	Obligations		
	Estimate, 1935	Estimate, 1934	Actual, 1933
<i>Border patrol—Continued</i>			
<i>PERSONAL SERVICES, FIELD—continued</i>			
Deduct lapses and administrative furloughs.....	\$19, 629	\$36, 217	\$123, 172
Net permanent, field.....	1, 715, 450	1, 774, 644	1, 790, 864
Deduct subsistence and quarters furnished.....	450	450	541
	1, 715, 000	1, 774, 194	1, 790, 323
Deduct legislative reductions.....	171, 500	265, 929	188, 411
Total cash paid salaries and wages (border patrol).....	1, 543, 500	1, 508, 265	1, 601, 912
<i>Immigration and Naturalization Service</i>			
<i>OTHER OBLIGATIONS</i>			
Supplies and materials:			
0200 Stationery and office supplies.....	24, 138	24, 138	24, 138
0204 Photographic supplies.....	217	217	389
0205 Cleaning and toilet supplies.....	3, 800	3, 800	3, 955
0210 Medical and hospital supplies.....	2, 012	2, 012	2, 662
0220 Scientific and educational supplies, directories, chemicals, etc.....	451	451	455
0230 Coal, wood, and other solids.....	8, 000	8, 000	23, 441
0233 Petroleum and oils.....	65, 000	53, 500	39, 444
0236 Gasoline, oil, and grease for automobiles.....	15, 250	11, 450	10, 337
0237 Fuel for launches.....	6, 000	4, 700	4, 716
0240 Wearing apparel for aliens and sewing supplies.....	624	624	1, 172
0260 Provisions.....	3, 315	3, 315	3, 329
0281 Distinctive paper (for certificates of citizenship).....	3, 000		
0282 Mechanics' and electricians' supplies.....	5, 800	5, 800	6, 209
0284 Miscellaneous supplies, ice, window glass, lawn seed, etc.....	3, 900	3, 900	4, 439
0294 Lumber.....	350	350	367
0296 Paints and painters' supplies.....	785	785	960
02 Total supplies and materials.....	142, 642	123, 042	126, 013
0350 Detention and maintenance of aliens.....	234, 574	293, 217	418, 035
0461 Storage of motor vehicles (garage rent).....	2, 754	2, 754	2, 577
Communication service:			
0500 Telegraph service.....	19, 781	19, 781	24, 985
0505 Marine information.....	1, 501	1, 501	1, 502
0510 Telephone service.....	41, 255	41, 255	45, 908
0520 Other communication (stamps and post-office box rentals).....	1, 412	1, 412	1, 049
05 Total communication service.....	63, 949	64, 949	73, 444
Travel expenses:			
0600 Transportation (rail).....	192, 404	237, 804	307, 640
0602 Transportation (water).....	454, 470	590, 045	807, 433
0604 Long distance bus and auto hire.....	3, 735	3, 735	4, 704
0610 Local transportation (street car, taxi), etc.....	14, 986	18, 733	22, 473
0620 Auto mileage.....	9, 055	9, 055	9, 438
0630 Per diem.....	105, 377	133, 921	143, 154
0640 Furnishing food while in travel status.....	18, 496	18, 496	25, 452
0670 Rental and hire of boats.....	10, 544	10, 544	7, 477
0690 Miscellaneous travel expenses.....	19, 016	19, 016	19, 614
0691 Passports.....	2, 805	2, 805	4, 570
0696 Special care of aliens on ocean voyage.....	9, 256	9, 256	13, 292
06 Total travel expenses.....	840, 144	1, 053, 410	1, 365, 247
Transportation of things:			
0700 Freight.....	9, 000	9, 000	8, 852
0710 Express and incidental charges.....	1, 000	1, 000	1, 056
0730 Drayage.....	6, 360	6, 360	7, 320
07 Total transportation of things.....	16, 360	16, 360	17, 228
Printing and binding, lithographing, etc.:			
0810 Lithographing.....	100	100	95
0830 Photographing.....	7, 405	7, 405	10, 454
08 Total printing and binding, etc.....	7, 505	7, 505	10, 549
09 Advertising.....	150	150	184
Gas, electricity, and water:			
1010 Gas.....	75	75	75
1030 Electricity.....	13, 375	13, 375	8, 689
1040 Water.....	18, 800	18, 800	18, 649
10 Total gas, electricity, and water.....	32, 250	32, 250	27, 413

Salaries and Expenses, Immigration and Naturalization Service—Continued.

By objects	Obligations		
	Estimate, 1935	Estimate, 1934	Actual, 1933
<i>Immigration and Naturalization Service—Continued</i>			
<i>OTHER OBLIGATIONS—continued</i>			
Rents:			
1100 Rent of buildings.....	\$50, 000	\$50, 240	\$77, 841
1115 Rent of miscellaneous equipment.....	1, 800	1, 800	3, 466
11 Total rents.....	51, 800	52, 040	81, 307
Repairs and alterations:			
1200 Incidental repairs and alterations to buildings.....	950	950	1, 016
1280 Repairs to machinery.....	2, 250	2, 750	2, 171
1281 Repairs to typewriters.....	1, 400	1, 300	1, 332
1282 Repairs to automobiles.....	5, 797	5, 797	5, 929
1283 Repairs to office equipment.....	150	150	154
1284 Repairs to adding machines.....	75	75	78
1285 Repairs to boats.....	5, 000	5, 000	4, 775
1290 Miscellaneous repairs (water main, cable, etc.).....	7, 750	7, 750	7, 768
12 Total repairs and alterations.....	23, 372	23, 772	23, 223
Special and miscellaneous expenses:			
1370 Special and miscellaneous services, cleaning, etc.....	950	950	910
1373 Laundry and towel service.....	1, 525	1, 525	1, 847
1380 Copies of certificates of birth court records.....	875	875	1, 145
13 Total special and miscellaneous expenses.....	3, 350	3, 350	3, 902
2250 Burial expenses.....	444	444	635
Equipment:			
3000 Purchase of automobiles.....	10, 000	10, 000	15, 033
3003 Tires and tubes.....	1, 027	1, 027	981
3004 Automobile accessories.....	400	400	379
3010 Furniture, furnishings, and fixtures.....	10, 800	15, 800	17, 429
3020 Scientific, surgical, and hospital equipment, etc.....	600	600	1, 381
3050 Other equipment, portfolios, drain-cleaner machinery, radiator traps, shears, saws.....	3, 500	3, 500	3, 800
3054 Fire-fighting and fire-preventing equipment.....	600	600	531
3057 Laundry equipment.....	500	500	561
3059 Special and miscellaneous equipment (spraying equipment).....	100	100	194
30 Total equipment.....	27, 527	32, 527	40, 289
5300 Refund of head tax, registry and naturalization, etc.....	1, 550	1, 550	530
Total other obligations (Immigration and Naturalization Service).....	1, 448, 371	1, 706, 320	2, 190, 576
<i>Border patrol</i>			
<i>OTHER OBLIGATIONS</i>			
Supplies and materials:			
0200 Stationery and office supplies.....	2, 100	2, 100	2, 244
0203 Drafting supplies.....	20	20	19
0204 Photographic supplies.....	150	150	146
0205 Cleaning and toilet supplies.....	450	450	444
0210 Medical and hospital supplies.....	10	10	11
0230 Coal, wood, and other solids.....	1, 775	1, 775	1, 773
0233 Petroleum and oils.....	120	120	119
0236 Gasoline, oil, grease, etc., for autos.....	64, 000	56, 000	52, 234
0237 Gasoline, oil, grease, etc., for launches.....	500	500	
0282 Mechanics', engineers', and electrical supplies.....	1, 200	1, 200	1, 232
0284 Miscellaneous supplies.....	2, 000	2, 000	1, 979
0294 Lumber.....	100	100	124
0296 Paints and painters' supplies.....	250	250	246
02 Total supplies and materials.....	72, 675	64, 675	60, 571
0461 Storage of motor vehicles (garage rent).....	4, 000	4, 000	3, 986
Communication service:			
0500 Telegraph service.....	500	500	566
0510 Telephone service.....	4, 000	4, 000	4, 412
0520 Other communication service.....	100	100	104
05 Total communication service.....	4, 600	4, 600	5, 082

Salaries and Expenses, Immigration and Naturalization Service—Con.

By objects	Obligations		
	Estimate, 1935	Estimate, 1934	Actual, 1933
<i>Border patrol—Continued</i>			
OTHER OBLIGATIONS—continued			
Travel expenses:			
0600 Transportation (rail).....	\$2,800	\$2,800	\$2,823
0602 Transportation (water).....	420	420	421
0604 Long-distance stage and auto hire.....	200	200	205
0610 Local transportation (street car), etc.....	600	600	624
0620 Auto mileage.....	3,000	3,000	3,171
0630 Per diem.....	13,000	13,000	13,635
0640 Furnishing food and lodging while traveling.....	210	210	209
0670 Hire of boats.....	75	75	79
0690 Miscellaneous travel expenses.....	250	250	240
06 Total travel expenses.....	20,555	20,555	21,407
Transportation of things (service):			
0700 Freight.....	4,000	4,000	11,528
0710 Express.....	10	10	10
0730 Local transportation of things, drayage.....	2,000	2,000	2,065
07 Total transportation of things (service).....	6,010	6,010	13,603
Electricity and water:			
1030 Electricity.....	2,300	2,300	2,288
1040 Water.....	650	650	640
10 Total electricity and water.....	2,950	2,950	2,928
Rents:			
1100 Rent of buildings.....	16,000	16,000	20,201
1113 Rent of animals (horse allowance).....	3,000	3,000	2,940
11 Total rents.....	19,000	19,000	23,141
Repairs and alterations:			
1280 Repairs to machinery.....	50	50	46
1281 Repairs to typewriters.....	225	225	218
1282 Repairs to automobiles.....	15,000	15,000	14,289
1283 Repairs to office equipment.....	50	50	53
1284 Repairs to adding machines.....	10	10	6
1285 Repairs to boats.....	500	500	6
1290 Special and miscellaneous repairs.....	100	100	107
12 Total repairs.....	15,935	15,935	14,725
Special and miscellaneous expenses:			
1370 Special and miscellaneous services.....	400	400	398
1373 Laundry and towel service.....	50	50	48
1380 Special and miscellaneous expenses.....	500	500	510
13 Total special miscellaneous expenses.....	950	950	956
Equipment:			
3000 Purchase of automobiles.....	35,000	35,000	34,938
3003 Tires and tubes.....	4,650	4,650	4,647
3004 Automobile accessories.....	1,600	1,600	1,594
3010 Furniture, furnishings, and fixtures.....	700	700	738
3050 Other equipment.....	750	750	783
3053 Transporting and conveying equipment, boats.....			1,025
3054 Fire-fighting and fire-preventing equipment.....	25	25	22
3059 Special and miscellaneous equipment.....	100	100	108
30 Total equipment.....	42,825	42,825	43,855
Total other obligations (border patrol).....	189,500	181,500	190,254
SUMMARY			
All personal services, departmental and field.....	3,603	3,961	4,125
Deduct subsistence and quarters furnished.....	7,627,569	7,817,676	8,420,886
	3,950	3,950	3,290
Add cash allowances for quarters, heat, fuel, and light in foreign countries.....	7,623,619	7,813,726	8,417,596
	3,510	3,510	5,735
Deduct legislative reductions.....	7,627,129	7,817,236	8,423,331
	762,710	1,189,147	897,912
Total cash paid salaries and wages.....	6,864,419	6,628,089	7,525,419
Total other obligations.....	1,637,871	1,887,820	2,380,830
Grand total obligations.....	8,502,290	8,515,909	9,906,249
Received by transfer from Treasury Department (Public Health Service), act of Jan. 3, 1923 (U.S.C., title 8, sec. 117).....	-50,000	-50,000	-65,492
Received refunds from steamship companies and individuals for expenditures not properly chargeable against the United States.....	-25,000	-25,000	-41,208
	8,427,290	8,440,909	9,799,549

Salaries and Expenses, Immigration and Naturalization Service—Con.

By objects	Obligations		
	Estimate, 1935	Estimate, 1934	Actual, 1933
<i>Border patrol—Continued</i>			
SUMMARY—continued			
Deduct amount received by transfer from "Printing and binding, Department of Labor".....			\$13,450
Net total obligations.....	\$8,427,290	\$8,440,909	9,786,099
Estimated savings and unobligated balances.....		1,893,091	1,089,671
Total estimate or appropriation.....	8,427,290	10,334,000	10,875,770
BY ACTIVITIES OR PROJECTS			
1. Administration.....	\$1,842,606	\$1,721,663	\$1,984,521
2. Inspection of aliens (admissions and exclusions).....	2,042,334	1,764,992	2,000,487
3. Deportation of aliens.....	2,359,929	2,381,882	2,974,298
4. Removal of destitute aliens.....	84,465	139,920	149,199
5. Issuance of reentry permits (act of May 26, 1924, sec. 10).....	129,134	110,988	129,955
6. Registry of aliens.....	153,181	133,547	153,050
7. Naturalization of aliens.....	673,851	498,152	615,873
8. Prevention of illegal entry (border patrol).....	1,904,500	1,689,765	1,792,166
Total.....	9,190,000	8,440,909	9,799,549
Deduct legislative reductions.....	762,710		
Net total.....	8,427,290		

Immigrant Stations—

Immigration stations: For remodeling, repairing (including repairs to the ferryboat, Ellis Island), renovating buildings and purchase of equipment, **[\$50,000]** \$25,000 (U.S.C., title 8, secs. 101-339; U.S.C., Supp. VI, title 8, secs. 102-298; act Mar. 1, 1933, 47 Stat., p. 1410).

Estimate 1935, \$25,000

Appropriated 1934, \$50,000

By objects	Obligations		
	Estimate, 1935	Estimate, 1934	Actual, 1933
Supplies and materials:			
0282 Mechanics', engineers', and electricians' supplies.....	\$400	\$400	\$103
0284 Miscellaneous supplies.....	300	300	25
0296 Paints, varnishes, etc.....	600	800	102
02 Total supplies and materials.....	1,300	1,500	230
Repairs and alterations:			
1200 Repairs to buildings.....	600	7,000	3,605
1220 Miscellaneous plumbing repairs, etc.....	7,350	8,500	114
1250 Repairs to fences.....			209
1280 Repairs to machinery and equipment.....			195
1285 Repairs to the ferryboat "Ellis Island".....	15,000	33,000	2,546
1286 Repairs to ferry rack and dock.....			9,425
1290 Special and miscellaneous repairs and alterations.....			50
1296 Repairs to elevators.....			680
12 Total repairs and alterations.....	22,950	48,500	16,824
Equipment:			
3010 Furniture, furnishings and fixtures.....			147
3051 Constructing power line, installing automatic oil burners and converting station equipment from direct to alternating current; electrical equipment.....	750		8,606
3052 Kitchen equipment.....			925
30 Total equipment.....	750		9,678
Structures and parts and non-structural improvements to land:			
3217 Constructing fences.....			118
3226 Miscellaneous horticultural improvements.....			750
32 Total structures and parts, etc.....			868
Total obligations.....	25,000	50,000	27,600
Unobligated balance.....			2,400
Total estimate or appropriation.....	25,000	50,000	30,000

Immigrant Stations—Continued.

By activities or projects	Obligations		
	Estimate, 1935	Estimate, 1934	Actual, 1933
1. Immigration station, East Boston, Mass.:			
a. Miscellaneous supplies and materials for use in making minor repairs	\$200	\$200	
b. Miscellaneous repairs to buildings, machinery, and equipment		1,000	\$2,368
2. Immigration station, Ellis Island, N.Y.:			
a. Miscellaneous supplies and materials for use in making minor repairs	300	300	
b. Miscellaneous repairs to buildings, plumbing, electrical fixtures, and equipment	1,300	3,100	546
c. Repairs to the ferryboat <i>Ellis Island</i>	15,000	33,000	2,546
d. Repairs to ferrystack and dock; new pontoon		2,900	9,425
3. Immigration station, Gloucester City, N.J.:			
a. Miscellaneous supplies and materials for use in making minor repairs	300	300	
b. Miscellaneous repairs and painting buildings	600	2,000	1,380
c. Repairs and renewals, heating plant, water supply, and filtration	6,800	2,000	233
d. Improvement to grounds			959
e. Repairs to elevator			680
4. Immigration station, New Orleans, La.:			
a. Miscellaneous repairs to buildings, plumbing, etc.; equipment		500	460
b. Erection of a fence			120
5. Immigration station, Angel Island (San Francisco), Calif.:			
a. Miscellaneous supplies and materials for making minor repairs	100	100	102
b. Alterations to hospital buildings		4,000	280
c. Constructing power line; installing automatic oil burners and converting station equipment from direct current to alternating current			8,373
6. Immigration station, Galveston, Tex.:			
a. Miscellaneous supplies and materials for making minor repairs	100	100	
7. Immigration stations, Detroit, Mich., and Seattle, Wash.:			
a. Miscellaneous supplies and materials for making minor repairs	300	300	
Total	25,000	50,000	27,600

National Industrial Recovery, Immigration—

By objects	Obligations		
	Estimate, 1935	Estimate, 1934	Actual, 1933
Repairs and alterations:			
1200 Alterations, remodeling, and repairing buildings		\$203,450	
1220 Renewals and repairs to sewers and driveways, and miscellaneous plumbing repairs		9,930	
1240 Repairs to wharf and pier		28,500	
1280 Repairs to machinery and equipment		6,500	
1285 Engine repairs to boats		3,000	
1295 Repairs to electrical wiring and fixtures		750	
12 Total repairs and alterations		252,130	
Equipment:			
3012 Reinforced concrete addition to Chinese record vault		3,500	
3051 Equipment for use in connection with heating and water supply		7,250	
30 Total equipment		10,750	
Structures and parts and nonstructural improvements to land:			
3211 Construction of buildings		581,000	
3214 Continuation of concrete granite-faced sea wall, including fill and grading		549,000	
3217 Construction of fence		600	
32 Total structures and parts, etc.		1,130,600	
Total		1,393,480	
Received by transfer from Federal Emergency Administration of Public Works		-1,393,480	
Total estimate or appropriation			

National Industrial Recovery, Immigration—Continued.

By activities or projects	Obligations		
	Estimate, 1935	Estimate, 1934	Actual, 1933
1. Immigration station, East Boston, Mass.:			
a. Replacement of vacuum pump and piping		\$1,350	
b. Painting and repairs to plaster		827	
c. Electric wiring of old portion of building		750	
d. Repairs to old steam boiler		150	
e. Chain link fence to protect grounds		600	
f. Miscellaneous repairs and alterations		323	
2. Immigration station, Ellis Island, N.Y.:			
a. Continuation of concrete granite-faced sea wall, including fill and grading		549,000	
b. New buildings, including furnishings and equipment, for (a) incoming immigrants and repatriates; (b) social service work and quarters for workers in connection with hospitals; and (c) new ferry house and additions to covered way and shelters		436,000	
c. Alterations, including furnishings and equipment, to baggage and detention and kitchen and laundry buildings		93,000	
d. Remodeling and repairing old buildings and equipment		73,800	
3. Immigration station, Gloucester City, N.J.:			
a. Repairs to pier		25,000	
b. Renewal of floors, painting, and general repairs to detention house building		9,000	
c. Renewals and repairs to driveways and sewers		7,280	
d. Painting and general repairs to Administration Building		2,000	
4. Immigration station, Detroit, Mich.:			
a. Miscellaneous alterations and repairs to building		19,000	
5. Immigration station, New Orleans, La.:			
a. Replacement of boiler and incidental alterations to power house		5,000	
6. Immigration station, Angel Island (San Francisco), Calif.:			
a. Repairs to wharf		3,500	
b. Alterations and renewal laundry equipment		6,500	
c. Plumbing work and renewal pipe lines		2,500	
d. Engine repairs to boats		3,000	
e. Reroofing detention shed and other building		2,000	
f. Oil burner for hospital		900	
g. Interior decorating		3,500	
h. Reinforced concrete addition to Chinese record vault		3,500	
7. Immigration-Customs Inspection Buildings at Grand Isle, Bridgewater, Orient, Bradbury, Hodgdon, Littleton, Monticello, Caswell, and Hamlin, Maine; Franklin, Vt.; Hogansburg, N.Y.; Dunseith, Pembina, Neche, and Northgate, N.Dak.; Lynden, Wash.; and Naco, Ariz.		145,000	
Total		1,393,480	

Indefinite appropriation:

Naturalization Fees, Publishing Citizenship Textbooks, [Bureau of Naturalization] Immigration and Naturalization Service (U.S.C., title 8, sec. 387).

Estimate 1935, \$4,000

Appropriated 1934, \$4,000

08 Publishing citizenship textbook: Obligations—1935, \$4,000; 1934, \$4,000; 1933 (estimated savings and unobligated balances), \$4,000.

Total under Immigration and Naturalization Service, annual appropriations, general fund:

Estimate, 1935, \$8,456,290

Appropriated, 1934, \$10,388,000

CHILDREN'S BUREAU

Salaries and Expenses, Children's Bureau—

Salaries and expenses: For expenses of investigating and reporting upon matters pertaining to the welfare of children and child life, and especially to investigate the questions of infant mortality; personal services, including experts and temporary assistants; traveling expenses, including expenses of attendance at

meetings for the promotion of child welfare when incurred on the written authority of the Secretary of Labor; purchase of reports and material for the publications of the Children's Bureau and for reprints from State, city, and private publications for distribution when said reprints can be procured more cheaply than they can be printed by the Government, and other necessary expenses; **[\$344,000]** \$337,030 of which amount not to exceed **[\$285,450]** \$272,000 may be expended for personal services in the District of Columbia (*U.S.C., title 42, secs. 191-193; act Mar. 1, 1933, 47 Stat., p. 1411*).

Annual appropriation, general fund:

Estimate 1935, **\$337,030**

Appropriated 1934, **\$344,000**

By objects	Obligations					
	Estimate, 1935		Estimate, 1934		Actual, 1933	
	Posi- tions	Av. salary	Posi- tions	Av. salary	Posi- tions	Av. salary
PERSONAL SERVICES, DEPARTMENTAL						
Professional service:						
Grade 7. Head economic analyst (chief of bureau)	1	\$7,500	1	\$7,500	1	\$7,500
Grade 6. Principal economic analyst (assistant chief)	1	6,200	1	6,200	1	6,200
Grade 5. Senior economic analyst (director of division and specialist)	7	4,686	7	4,686	7	4,686
Grade 4. Medical officer	1	3,800	1	3,800	1	3,800
Grade 3. Associate economic analyst (social economist)	9	3,233	9	3,233	9	3,233
Associate medical officer	1	3,300	1	3,300	1	3,300
Grade 2. Assistant economic analyst (social economist)	11	2,773	11	2,773	11	2,773
Grade 1. Junior economic analyst (social economist)	6	2,083	6	2,083	6	2,083
Subprofessional service:						
Grade 6. Senior scientific illustrator	1	2,100	1	2,100	1	2,100
Clerical, administrative, and fiscal service:						
Grade 9. Senior administrative assistant	1	3,200	1	3,200	1	3,200
Grade 8. Associate editor	2	2,950	2	2,950	2	2,950
Grade 7. Junior administrative assistant	1	2,800	1	2,800	1	2,800
Grade 6. Principal clerk	4	2,550	4	2,550	4	2,550
Grade 5. Senior clerk	8	2,188	8	2,188	8	2,188
Grade 4. Clerk	11	1,936	11	1,936	11	1,936
Clerk-stenographer	3	1,920	3	1,920	3	1,920
Grade 3. Assistant clerk	19	1,731	19	1,731	19	1,731
Assistant clerk-stenographer	8	1,740	8	1,740	8	1,740
Assistant office draftsman	1	1,740	1	1,740	1	1,740
Senior stenographer	6	1,690	6	1,690	6	1,690
Grade 2. Junior clerk	11	1,462	11	1,462	12	1,460
Junior stenographer	11	1,467	11	1,467	13	1,463
Senior typist	6	1,500	6	1,500	6	1,500
Grade 1. Under clerk	1	1,560	1	1,560	1	1,560
Custodial service:						
Grade 3. Messenger	1	1,500	1	1,500	1	1,500
Grade 2. Assistant messenger	2	1,170	2	1,170	2	1,170
Total permanent, departmental	134	299,760	134	299,760	137	304,078
Deduct lapses		2,000		2,000		9,390
Net permanent, departmental		297,760		297,760		294,688
Temporary employees, departmental		2,960		2,960		5,589
All personal services, departmental		300,720		300,720		300,277
PERSONAL SERVICES, FIELD						
Professional service:						
Grade 6. Principal economic analyst (consultant)	0.9	5,600	0.9	5,600	0.8	5,600
Grade 5. Senior economic analyst (specialist)					0.1	4,800
Senior medical officer (director of division and specialist)	1.9	4,989	1.9	4,989	1.9	4,989
Grade 4. Medical officer	1	3,800	1	3,800	1	3,800
Grade 3. Associate medical officer	1	3,200	1	3,200	1	3,200
Grade 2. Assistant economic analyst (social economist)	2	2,600	2	2,600	2	2,600
Grade 1. Junior economic analyst (social economist)	2	2,200	2	2,200	3	2,133
Clerical, administrative, and fiscal service:						
Grade 5. Senior clerk	1	2,400	1	2,400	1	2,400
Grade 3. Assistant clerk-stenographer	1	1,800	1	1,800	1	1,800
Grade 2. Junior stenographer	2	1,440	2	1,440	1	1,440
Total permanent, field	12.8	38,200	12.8	38,200	12.8	38,680
Deduct lapses		520		520		764
Net permanent, field		37,680		37,680		37,916
Temporary employees, field		3,780		3,780		462
All personal services, field		41,460		41,460		38,378
Total, departmental and field		342,180		342,180		333,655
Deduct legislative reductions		34,220		51,327		35,729
01 Personal services (net)		307,960		290,853		302,926

Salaries and Expenses, Children's Bureau—Continued.

By objects	Obligations		
	Estimate, 1935	Estimate, 1934	Actual, 1933
OTHER OBLIGATIONS			
02 Supplies and materials	\$500	\$500	\$1,401
05 Communication service	870	870	868
Travel expenses:			
0615 Transportation	13,700	13,700	13,282
0616 Per diem in lieu of subsistence	11,300	11,300	10,686
06 Total travel expenses	25,000	25,000	23,968
07 Transportation of things	75	75	58
08 Photographing and making photographs and prints	248	1,250	177
11 Rents	1,877	1,877	3,253
30 Equipment	500	500	811
Total other obligations	29,070	30,072	30,536
Grand total obligations	337,030	320,925	333,462
Estimated savings and unobligated balances		23,075	42,038
Total estimate or appropriation	337,030	344,000	375,500
BY ACTIVITIES			
1. Child and maternal health	44,017	41,159	35,837
2. Child labor and industrial conditions affecting children	34,454	29,304	24,311
3. Dependent, neglected, physically handicapped children; children's agencies and institutions, State and local welfare organization, recreation for children	41,356	35,844	38,640
4. Prevention and treatment of delinquency	33,575	29,224	29,682
5. General statistical investigation, statistical tabulation of field material, current juvenile court statistics and employment certificate statistics	52,845	43,964	48,333
6. Current reporting of social statistics in urban areas	55,652	48,039	52,835
7. Editing of reports, preparation of publicity, foreign language research, exhibits	34,168	29,119	34,319
8. Administration:			
a. Office of Chief and Assistant Chief	18,980	16,283	17,441
b. Business administration, estimates, accounts, personnel	21,360	18,372	18,633
c. Routing of mail, distribution of publications, preparation of correspondence relating to publications, stenographic and typing service to other divisions of bureau	27,823	23,650	27,156
d. Filing of Bureau correspondence and records	7,020	5,967	6,275
Total	371,250	320,925	333,462
Deduct legislative reductions	34,220		
Net total	337,030		

WOMEN'S BUREAU

Salaries and Expenses, Women's Bureau—

For carrying out the provisions of the Act entitled "An Act to establish in the Department of Labor a bureau to be known as the Women's Bureau," approved June 5, 1920 (*U. S. C., title 29, secs. 11-16; U. S. C., Supp. [V.] VI, title 29, secs. 12-14*), including personal services in the District of Columbia, not to exceed **[\$124,680]** \$120,060; purchase of material for reports and educational exhibits, and traveling expenses, **[\$147,000]** \$139,160, which sum shall be available for expenses of attendance at meetings concerned with the work of said bureau when incurred on the written authority of the Secretary of Labor (*U.S.C., title 29, secs. 11-16; U.S.C., Supp. VI, title 29, secs. 12-14; act Mar 1, 1933, 47 Stat., p. 1411*).

Annual appropriation, general fund:

Estimate 1935, **\$139,160**

Appropriated 1934, **\$147,000**

Salaries and Expenses, Women's Bureau—Continued.

By objects	Obligations					
	Estimate, 1935		Estimate, 1934		Actual, 1933	
	Posi- tions	Av. salary	Posi- tions	Av. salary	Posi- tions	Av. salary
PERSONAL SERVICES, DEPARTMENTAL						
Professional service:						
Grade 7. Director.....	1	\$7,500	1	\$7,500	1	\$7,500
Grade 6. Chief economic analyst (assist- ant director).....	1	5,800	1	5,800	1	5,800
Grade 4. Economic analyst.....	5	3,800	5	3,800	5	3,800
Grade 3. Associate economic analyst.....	2	3,200	2	3,200	2	3,200
Grade 2. Assistant economic analyst.....	6	2,717	6	2,717	7	2,700
Grade 1. Junior economic analyst.....	6	2,134	6	2,134	6	2,134
Clerical, administrative, and fiscal service:						
Grade 9. Senior administrative assistant (chief clerk).....	1	3,200	1	3,200	1	3,200
Grade 5. Senior clerk.....	6	2,150	6	2,150	6	2,150
Senior clerk-stenographer.....	1	2,100	1	2,100	1	2,100
Grade 4. Clerk.....	5	1,980	5	1,980	5	1,980
Clerk-stenographer.....	1	1,800	1	1,800	1	1,800
Grade 3. Assistant clerk.....	14	1,684	14	1,684	14	1,684
Assistant clerk-stenographer.....	2	1,680	2	1,680	2	1,680
Head typist.....	1	1,860	1	1,860	1	1,860
Grade 2. Junior clerk.....	3	1,480	3	1,480	3	1,480
Underclerk.....	1	1,320	1	1,320	1	1,320
Custodial service:						
Grade 2. Assistant messenger.....	1	1,080	1	1,080	1	1,080
Total permanent, departmental.....	57	133,340	57	133,340	58	135,940
Deduct lapses and administrative furloughs.....						3,022
Net permanent, departmental.....		133,340		133,340		132,918
Temporary employees, departmental.....		60		60		655
All personal services, departmental.....		133,400		133,400		133,573
Deduct legislative reductions.....		13,340		20,010		14,083
01 Personal services (net).....		120,060		113,390		119,490
OTHER OBLIGATIONS						
05 Communication service.....		300		300		265
06 Travel expenses.....		16,177		17,320		18,817
07 Transportation of things (service).....		50		50		40
08 Publication material and photographing.....		1,483		1,800		2,024
11 Rents (tabulating machinery).....		768		768		956
30 Educational, scientific, and recreational equipment.....		322		322		287
Total other obligations.....		19,100		20,560		22,389
Grand total obligations.....		139,160		133,950		141,879
Estimated savings and unobligated balances.....				13,050		18,121
Total estimate or appropriation.....		139,160		147,000		160,000
BY ACTIVITIES OR PROJECTS						
1. Formulating and recommending stand- ards for the employment of women.....	7,329		8,126		6,292	
2. Investigating and reporting on hours, wages, and working conditions of women in specific industries.....	21,142		24,394		22,535	
3. Investigating and reporting on hours, wages, and working conditions of women in specific States.....			8,525		16,320	
4. Studying human waste in industry as it affects women.....	40,465		30,066		31,180	
5. Investigating and reporting on women's family responsibilities.....	12,020		1,828			
6. Analyzing the occupational progress of women.....	2,803		2,687		1,295	
7. Following the progress and keeping a record of labor legislation affecting women.....	769		1,193		569	
8. Interpreting to the public the problems of wage-earning women.....	21,271		19,817		18,736	
9. Special projects.....	10,000		5,313		7,926	
10. Administrative activities.....	36,701		32,001		37,026	
Total.....	152,500		133,950		141,879	
Deduct legislative reductions.....	13,340					
Net total.....	139,160					

[EMPLOYMENT SERVICE]

[Employment Service, Department of Labor—]

[To enable the Secretary of Labor to foster, promote, and develop the welfare of the wage earners of the United States, including juniors legally employed, to improve their working conditions, to advance their opportunities for profitable employment by regularly collecting, furnishing, and publishing employment information as to opportunities for employment; maintaining a system for clearing labor between the several States; cooperating with the Veterans' Administration to secure employment for veterans; cooperating with and coordinating the public employment offices throughout the country, including personal services in the District of Columbia and elsewhere; traveling expenses, including expenses

of attendance at meetings concerned with the work of the Employment Service when specifically authorized by the Secretary of Labor; supplies and equipment, telegraph and telephone service, and miscellaneous expenses; \$734,865, of which amount not to exceed \$46,750 may be expended for personal services in the District of Columbia: *Provided*, That no part of this appropriation shall be expended for the establishment or maintenance of any employment office unless suitable space therefor can be found in a Federal building or is furnished free of rent by State, county, or local authority, or by individuals or organizations: *Provided further*, That no part of this appropriation shall be used to pay any salary in any field employment office at an annual rate in excess of \$2,000, except one director in each State whose salary shall not exceed \$3,500, and twenty-three managers of the Veterans' Employment Service whose salary shall not exceed \$2,400 each] (acts Oct. 6, 1917, 40 Stat., p. 376; July 19, 1919, 41 Stat., p. 225; Mar. 1, 1933, 47 Stat., p. 1411).

Appropriated 1934, \$734,865

By objects	Obligations					
	Estimate, 1935		Estimate, 1934		Actual, 1933	
	Posi- tions	Av. salary	Posi- tions	Av. salary	Posi- tions	Av. salary
PERSONAL SERVICES, DEPARTMENTAL						
Clerical, administrative, and fiscal service:						
Grade 14. Supervising director.....					1	\$6,500
Grade 12. Senior administrative officer.....					1	5,000
Grade 11. Administrative officer.....		0.4 \$4,300				
Grade 10. Special representative.....		0.4 3,500				
Grade 9. Superintendent.....		0.2 3,500				
Senior administrative assistant.....		0.2 3,200			2	3,350
Grade 8. Administrative assistant.....		0.2 3,400			1	3,400
Grade 7. Junior administrative assistant.....		0.2 2,900				
Grade 6. Principal clerk.....		0.2 2,600			1	2,600
Grade 5. Senior clerk.....		0.2 2,000				
Grade 4. Clerk-stenographer.....					1	1,800
Grade 3. Assistant clerk.....		0.9 1,728			3	1,760
Senior stenographer.....		0.6 1,680			2	1,650
Grade 2. Junior clerk-stenographer.....		0.2 1,680			1	1,680
Junior stenographer.....		1.3 1,440			6	1,440
Junior clerk.....		0.4 1,440			2	1,440
Grade 1. Underclerk.....		0.4 1,320				
Custodial service:						
Grade 3. Messenger.....		0.2 1,500			1	1,500
Grade 2. Assistant messenger.....		0.2 1,200			1	1,200
Junior laborer.....		0.2 1,080				
Total permanent, departmental.....		6.4 13,271			23	50,480
Deduct lapses and administrative furloughs.....				1,406		3,697
Net permanent, departmental.....				11,865		46,783
Temporary employees, departmental.....				236		1,152
All personal services, departmental.....				12,101		47,935
PERSONAL SERVICES, FIELD						
<i>Supervisory officers</i>						
Clerical, administrative, and fiscal service:						
Grade 13. Special representative.....					1	6,000
Grade 12. Assistant supervising director.....					1	5,000
Grade 11. Director, Farm Service.....					1	4,200
Director, Veterans' Service.....					1	4,100
Assistant supervisor.....					1	4,000
Grade 10. Special representative.....					1	3,500
Grade 9. Superintendent.....					6	3,450
Grade 8. Assistant Director, Veterans' Service.....					1	2,900
Grade 6. Assistant Director, Farm Service.....					2	2,350
Special agent.....					4	2,350
Total permanent, supervisory officers.....					19	64,500
Deduct lapses and administrative furloughs.....						10,528
Net permanent, supervisory officers.....						53,972
Temporary employees, supervisory officers.....						1,504
All personal services, supervisory officers, field.....						55,476
<i>Field offices</i>						
Clerical, administrative, and fiscal service:						
Grade 9. State director.....					22	3,500
Grade 8. State director.....					27	3,000
Grade 5. Assistant to State director.....					9	2,000
Special agent.....					10	2,000
Senior clerk.....					2	2,000
Manager.....					45	2,000
Grade 4. Assistant to manager.....					15	1,813
Managers.....					2	1,800
Special agent.....					10.2	1,800
Grade 3. Senior stenographer.....					5	1,692
Assistant to State directors.....					3	1,740
Assistant clerk.....					5	1,716
Assistant to manager.....					1	1,620

[Employment Service, Department of Labor]—Continued.

By objects	Obligations			
	Estimate, 1935	Estimate, 1934	Actual, 1933	
<i>Field offices—Continued</i>				
Clerical, administrative, and fiscal service—Continued.				
Grade 2. Junior stenographer			52	\$1,440
Junior clerk-stenographer			41	1,440
Junior clerk			4	1,440
Special agent			2	1,560
Grade 1. Under clerk			9.8	1,280
Junior typist			2.8	1,260
Total permanent, field offices			267.8	521,907
Deduct lapses and administrative furloughs				124,599
Net permanent positions, field offices				397,308
Temporary employees, field offices				4,018
All personal service, field offices				401,326
<i>Specialized service for ex-service men</i>				
Clerical, administrative, and fiscal service:				
Grade 6. Manager	3.8	\$2,400	22	2,400
Grade 5. Manager	1.8	2,000	7.3	2,000
Special agent	0.8	2,000	5	2,000
Grade 4. Assistant manager			2	1,800
Special agent	0.1	1,800	4	1,800
Grade 3. Assistant clerk-stenographer	0.2	1,680	2	1,650
Special agent	0.2	1,620	1	1,620
Grade 2. Junior clerk-stenographer	5.6	1,440	32	1,440
Grade 1. Junior typist	0.2	1,260	2	1,260
Under clerk			2	1,260
Custodial service:				
Grade 2. Messenger			1	1,200
Janitor			1	120
Total permanent, Veterans' Service, field		12.7	23,476	81.3 145,560
Deduct lapses and administrative furloughs			2,335	13,172
Net permanent, Veterans' Service, field			21,141	132,388
Temporary employees, Veterans' Service, field				791
All personal services, Veterans' Service, field			21,141	133,179
<i>Farm Service</i>				
Clerical, administrative, and fiscal service:				
Grade 11. Director	0.2	4,200		
Grade 8. Assistant Director	0.2	3,000		
Grade 6. Assistant to Director	0.4	2,350		
Grade 5. Manager	0.4	2,000	2	2,000
Senior clerk	0.2	2,000	1	2,000
Grade 4. Manager	0.4	1,860	2	1,860
Grade 2. Manager			5	1,500
Junior stenographer	0.2	1,620		
Special agent			1	1,500
Grade 1. Junior clerk-stenographer	0.2	1,440	2	1,440
Manager			2	1,320
Underclerk	0.8	1,320	5	1,320
Total permanent, Farm Service, field		3	5,992	20 30,840
Deduct lapses and administrative furloughs			583	7,408
Net permanent positions, Farm Service, field			5,409	23,432
Temporary employees, Farm Service, field				1,223
Special agents during harvest season			7,033	31,470
All personal services, Farm Service, field			12,442	56,125
<i>State and Municipal Cooperation</i>				
Clerical, administrative, and fiscal service:				
Grade 4. Superintendent	0.6	2,000	3	2,000
Special agent	0.2	1,860	1	1,860
Examiner	0.4	1,800	2	1,800
Grade 3. Superintendent	0.8	1,785	5	1,752
Assistant Federal director	0.2	1,680	1	1,680
Examiner	0.2	1,740	3	1,700
Grade 2. Superintendent	0.4	1,440	2	1,470
Examiner	0.2	1,500	1	1,560
Clerk	0.4	1,560	2	1,560
Grade 1. Superintendent			2	1,320
Examiner			1	1,380
Junior clerk-typist	0.4	1,260	3	1,320
Less than grade 1. Assistant Federal director	0.2	960	1	960
Junior examiner	0.2	900	1	900
Total permanent, State and municipal cooperation, field		4.2	6,780	28 44,460
Deduct lapses and administrative furloughs			659	9,210
Net permanent, State and municipal cooperation, field			6,121	35,250

[Employment Service, Department of Labor]—Continued.

By objects	Obligations		
	Estimate, 1935	Estimate, 1934	Actual, 1933
<i>State and Municipal Cooperation—Contd.</i>			
Temporary employees, State and municipal cooperation, field		\$1,874	\$3,516
All personal services, State and municipal cooperation, field		7,995	3,876
All personal services, departmental		12,101	47,935
All personal services, field		41,578	684,872
Total, departmental and field		53,679	732,807
Deduct legislative reductions		8,052	72,606
01 Personal services (net)		45,627	660,201
OTHER OBLIGATIONS			
02 Supplies and materials		2,132	2,684
Communication service:			
0500 Telegraph service		516	602
0510 Telephone service		2,789	12,949
05 Total communication service		3,305	13,551
Travel expenses:			
0600 Transportation		3,729	7,942
0630 Per diem		10,385	46,290
06 Total travel expenses		14,114	54,232
07 Transportation of things (service)		511	769
12 Repairs and alterations		2,000	
13 Special and miscellaneous		1,570	1,264
30 Equipment		8,864	1,410
Total other obligations		32,496	73,910
Grand total obligations		78,123	734,111
Estimated savings and unobligated balances		656,742	230,889
Total estimate or appropriation		734,865	965,000
BY ACTIVITIES OR PROJECTS			
1. Office administration		\$18,174	\$49,209
2. Supervisory officers			55,413
3. Field offices			387,102
4. Veterans' service		28,409	127,024
5. Farm service		23,883	80,541
6. State and municipal service		7,657	34,822
Total		78,123	734,111

UNITED STATES EMPLOYMENT SERVICE

United States Employment Service, Department of Labor—

For carrying out the provisions of the Act entitled "An Act to provide for the establishment of a national employment system and for cooperation with the States in the promotion of such system, and for other purposes", approved June 6, 1933, including personal services and rent in the District of Columbia and elsewhere; traveling expenses, including expenses of attendance at meetings concerned with the work of the United States Employment Service when specifically authorized by the Secretary of Labor; law books, books of reference and periodicals, printing and binding, supplies and equipment, telegraph and telephone service, and miscellaneous expenses, fiscal year [1934, \$1,500,000] 1935, \$3,700,000 (acts June 6, 1933, 48 Stat., pp. 113-117; June 16, 1933, 48 Stat., p. 278).

Estimate 1935, \$3,700,000

Appropriated 1934, \$1,500,000

By objects	Obligations			
	Estimate, 1935	Estimate, 1934	Actual, 1933	
<i>PERSONAL SERVICES, DEPARTMENTAL</i>				
Clerical, administrative, and fiscal service:				
Grade 15. Senior executive officer (director)	Posi- tions	Av. salary	Posi- tions	Av. salary
Grade 14. Executive officer (associate director)	1	\$8,500	1	\$8,500
Grade 13. Senior administrative officer (associate director, assistant director)	2	7,250	1	6,500
Grade 12. Head administrative officer	1	6,000	1	6,000
Grade 11. Administrative officer	2	5,200	1	4,800
Grade 10. Junior administrative officer	7	4,229	5.3	4,157
			1	3,600

United States Employment Service, Department of Labor—Contd.

By objects	Obligations					
	Estimate, 1935		Estimate, 1934		Actual, 1933	
	Posi- tions	Av. salary	Posi- tions	Av. salary	Posi- tions	Av. salary
PERSONAL SERVICES, DEPARTMENTAL—CON.						
Clerical, administrative, and fiscal service—Continued.						
Grade 9. Senior administrative assistant	2	\$3,400	0.8	\$3,200		
Grade 8. Administrative assistant	1	3,400	.8	3,400		
Grade 7. Statistician	8	2,988	2.8	2,967		
Grade 6. Junior administrative assistant	2	2,500	.8	2,600		
Grade 5. Principal clerk	1	2,100	1	2,100		
Grade 5. Senior clerk-stenographer	4	2,100	4.7	2,257		
Grade 4. Accounting and auditing assistant	2	2,100	1	1,800		
Clerk-stenographer	2	1,800	6.2	1,800		
Clerk	3	1,800	3.7	1,728		
Grade 3. Assistant clerk	5	1,728	3.6	1,680		
Assistant clerk-stenographer	4	1,650	1.8	1,440		
Grade 2. Junior clerk	12	1,440	8.1	1,260		
Junior stenographer	13	1,440	1.8	1,260		
Grade 1. Junior typist	1	1,260	1.8	1,320		
Under clerk	1	1,260	5.5	1,200		
Less than grade 1. Under clerk						
Custodial service:						
Grade 3. Messenger	1	1,500	.8	1,500		
Grade 2. Assistant messenger	1	1,200	.9	1,080		
Junior laborer	1	1,080	.8	1,080		
Total permanent, departmental	83	199,427	64.2	145,527		
Deduct lapses and administrative furloughs.				708		
Net permanent, departmental		199,427		144,819		
Temporary employees, departmental		4,000		2,843		
All personal services, departmental		203,427		147,662		
PERSONAL SERVICES, FIELD						
<i>District of Columbia Employment Center</i>						
Clerical, administrative, and fiscal service:						
Grade 10. Manager	1	3,600	1	3,600		
Grade 5. Assistant manager	1	2,400				
Special agent			1	2,100		
Grade 3. Assistant clerk	7	1,740	3.1	1,680		
Assistant clerk-stenographer	1	1,680	.8	1,680		
Grade 2. Junior clerk	2	1,440	1.6	1,440		
Junior stenographer	2	1,440	1.6	1,260		
Grade 1. Underclerk			1.6	1,260		
Total permanent, District of Columbia Employment Center, field	14	25,620	9.1	16,572		
Deduct lapses and administrative furloughs.				97		
Net permanent, District of Columbia Employment Center, field		25,620		16,475		
<i>Veterans' Placement Service</i>						
Clerical, administrative, and fiscal service:						
Grade 8. State representative	25	3,000				
Grade 6. Manager			13.6	2,400		
State representative	15	2,400				
Veterans' Placement representative			1.6	2,400		
Special agent			.8	2,400		
Grade 5. Manager			4	2,000		
Special agent			.8	2,000		
Grade 2. Junior clerk-stenographer			.8	1,680		
Junior clerk-stenographer	20	1,440	14.4	1,440		
Junior stenographer			1.6	1,440		
Total permanent, Veterans' Placement Service, field	60	139,800	37.6	74,010		
Temporary employees, Veterans' Placement Service, field				1,144		
All personal services, Veterans' Placement Service, field		139,800		75,154		
<i>Farm Placement Service</i>						
Clerical, administrative, and fiscal service:						
Grade 12. Director	1	4,800				
Grade 11. Director			0.8	4,200		
Grade 9. Assistant director	1	3,600				
Grade 8. Assistant director	3	3,000	.8	3,000		
Grade 6. Assistant to director			1.6	2,350		
Farm Placement representative	10	2,400				
Grade 5. Manager			1.6	2,000		
Senior clerk			.8	2,000		
Grade 4. Manager			1.6	1,860		
Grade 2. Junior stenographer	2	1,620	.8	1,620		
Junior clerk-stenographer	2	1,440	.8	1,440		
Grade 1. Under clerk			3.2	1,320		
Total permanent, Farm Placement Service, field	19	47,520	12	24,531		
Temporary employees, Farm Placement Service, field (temporary special agents during harvest)		24,000		21,265		
All personal services, Farm Placement Service, field		71,520		45,796		

United States Employment Service, Department of Labor—Contd.

By objects	Obligations					
	Estimate, 1935		Estimate, 1934		Actual, 1933	
	Posi- tions	Av. salary	Posi- tions	Av. salary	Posi- tions	Av. salary
PERSONAL SERVICES, FIELD—continued						
<i>Regional offices</i>						
Clerical, administrative, and fiscal service:						
Grade 13. Director	8	\$6,000				
Grade 6. Supervisor	8	2,400				
Grade 2. Junior stenographer	8	1,440				
Junior clerk	16	1,440				
Total permanent, regional offices, field	40	101,760				
<i>Field Research and Demonstrations</i>						
Clerical, administrative, and fiscal service:						
Grade 11. Technical assistant	2	4,000				
Supervisor	1	4,000				
Grade 8. Technical assistant	1	3,000				
Supervisor	1	3,000				
Grade 6. Principal clerk	3	2,400				
Grade 5. Senior clerk	4	2,100				
Grade 4. Clerk	2	1,800				
Grade 2. Junior clerk	7	1,500				
Junior clerk-stenographer	2	1,500				
Junior stenographer	2	1,440				
Grade 1. Under clerk	2	1,260				
Less than grade 1. Underclerk	6	1,200				
Total permanent, Field Research and Demonstrations, field	33	63,300				
All personal services, departmental		203,427		\$147,662		
All personal services, field		402,000		137,425		
01 Total, personal services		605,427		285,087		
OTHER OBLIGATIONS						
Supplies and materials:						
0201 Printed forms and letterheads		18,375		11,475		
All other supplies and materials		8,100		3,770		
02 Total supplies and materials		26,475		15,245		
Communication service:						
0500 Telegraph service		2,030		1,000		
0510 Telephone service		14,800		9,450		
05 Total communication service		16,830		10,450		
Travel expenses:						
0600 Transportation		56,400		28,775		
0630 Per diem		40,800		19,825		
06 Total travel expenses		97,200		48,600		
07 Transportation of things (service)		1,000		500		
08 Printing and binding		7,000		6,000		
11 Rents		2,500		1,600		
13 Special and miscellaneous		2,378		1,900		
Grants, subsidies, and contributions:						
Alabama		64,680		24,260		
Arizona		10,650		3,993		
Arkansas		45,330		17,001		
California		138,780		52,046		
Colorado		25,320		9,496		
Connecticut		39,270		14,731		
Delaware		5,820		2,185		
Florida		35,880		13,460		
Georgia		71,100		26,664		
Idaho		10,890		4,080		
Illinois		186,540		69,954		
Indiana		79,170		29,689		
Iowa		60,450		22,652		
Kansas		45,990		17,244		
Kentucky		63,930		23,969		
Louisiana		51,390		19,266		
Maine		19,500		7,310		
Maryland		39,900		14,957		
Massachusetts		103,890		38,958		
Michigan		118,380		44,392		
Minnesota		62,670		23,505		
Mississippi		49,140		18,425		
Missouri		88,740		33,272		
Montana		13,140		4,929		
Nebraska		33,690		12,633		
Nevada		2,220		835		
New Hampshire		11,370		4,266		
New Jersey		98,790		37,090		
New Mexico		10,350		3,881		
New York		307,740		115,401		
North Carolina		77,490		29,064		
North Dakota		16,620		6,242		
Ohio		162,480		60,934		
Oklahoma		58,590		21,966		
Oregon		23,310		8,744		
Pennsylvania		235,440		88,266		
Rhode Island		16,800		6,303		
South Carolina		42,510		15,940		
South Dakota		16,950		6,352		
Tennessee		63,960		23,987		

United States Employment Service, Department of Labor—Contd.

By objects	Obligations		
	Estimate, 1935	Estimate, 1934	Actual, 1933
<i>Field Research and Demonstrations—Contd.</i>			
OTHER OBLIGATIONS—continued			
Grants, subsidies, and contributions—Con.			
Texas	\$142,410	\$53,398	
Utah	12,420	4,656	
Vermont	8,790	3,297	
Virginia	59,220	22,202	
Washington	39,220	14,332	
West Virginia	42,270	15,853	
Wisconsin	71,850	26,943	
Wyoming	5,520	2,068	
Alaska	1,440	543	
Hawaii	9,000	3,377	
Total apportionments to States and Territories	3,000,000	1,125,000	
Direct expenditures in States and Territories	210,150		
22 Total grants, subsidies, and contributions	3,210,150	1,125,000	
30 Equipment	31,040	5,350	
Total other obligations	3,394,573	1,214,645	
Grand total obligations	4,000,000	1,499,732	
Deduct legislative reductions	300,000	24,528	
Net obligations	3,700,000	1,475,204	
Estimated savings and unobligated balances		24,796	
Total estimate or appropriation	3,700,000	1,500,000	
BY ACTIVITIES OR PROJECTS			
1. Office administration	299,120	201,657	
2. District of Columbia Employment Center	37,000	20,075	
3. Veterans' placement service	154,360	71,746	
4. Farm placement service	92,810	56,726	
5. Regional offices	128,320		
6. Field research and demonstrations	78,240		
7. Apportionments to States and Territories	3,000,000	1,125,000	
8. Direct expenditures in States	210,150		
Total	4,000,000	1,475,204	
Deduct legislative reductions	300,000		
Net total	3,700,000		

National Industrial Recovery, United States Employment Service—

By objects	Obligations		
	Estimate, 1935	Estimate, 1934	Actual, 1933
PERSONAL SERVICES, DEPARTMENTAL			
Clerical, administrative, and fiscal service:			
Grade 12. Associate director		0.6 \$5,400	
Technical assistant		.6 5,000	
Grade 11. Technical assistant		.6 4,500	
Grade 4. Clerk		.5 1,800	
Auditor		.5 1,740	
Grade 2. Junior stenographer		2 1,455	
File clerk		.5 1,440	
Grade 1. Under clerk		.5 1,260	
All personal services, departmental		5.8 14,970	
PERSONAL SERVICES, FIELD			
Clerical, administrative, and fiscal service:			
Grade 11. State reemployment director		2.5 4,200	
Grade 10. State reemployment director		5 3,600	
Grade 9. State reemployment director		1.5 3,300	
Grade 8. State reemployment director		5 \$3,000	
Associate reemployment director		.5 3,000	
State supervisor		.5 3,000	
Grade 6. State reemployment director		.5 2,400	
Associate reemployment director			
State supervisor		4 2,400	
Grade 5. State supervisor		18.5 2,441	
		12.5 2,105	

National Industrial Recovery, United States Employment Service—Continued.

By objects	Obligations		
	Estimate, 1935	Estimate, 1934	Actual, 1933
PERSONAL SERVICES, FIELD—continued			
Clerical, administrative, and fiscal service—Continued.			
Grade 4. Associate reemployment director		0.5 \$1,800	
State supervisor		19.3 1,805	
Secretary		1 1,800	
Grade 3. State supervisor		.5 1,560	
Secretary		2.5 1,620	
Grade 2. Associate reemployment director		.5 1,500	
State supervisor		2.5 1,500	
Secretary		5 1,500	
Grade 1. Associate reemployment director		.5 1,320	
Secretary		.5 1,320	
Clerk		.5 1,380	
Less than grade 1. Secretary		11 1,151	
Stenographer		12 940	
Clerk		.5 600	
		107.3	
All personal services, field		214,336	
Total, departmental and field		229,306	
01 Personal services (net)		229,306	
OTHER OBLIGATIONS			
Communication service:			
0500 Telegraph		15,000	
0510 Telephone		21,000	
05 Total communication service		36,000	
Travel expenses:			
0600 Transportation		94,000	
0630 Per diem		94,500	
06 Total travel expenses		188,500	
08 Printing and binding		30,000	
13 Special and miscellaneous		16,194	
Total other obligations		270,694	
Grand total obligations		500,000	
Received by transfer from Federal Emergency Administration of Public Works		-500,000	
Total estimate or appropriation			

Total, United States Employment Service, Department of Labor, annual appropriations, general fund:

Estimate 1935, **\$3,700,000**

Appropriated 1934, **\$2,234,865**

UNITED STATES HOUSING CORPORATION

Salaries and Expenses, Housing Corporation, Department of Labor—

Salaries and expenses: For officers, clerks, and other employees, and for contingent and miscellaneous expenses, in the District of Columbia and elsewhere, including blank books, maps, stationery, file cases, towels, ice, brooms, soap, freight and express charges, communication service, travel expense, printing and binding not to exceed \$150, and all other miscellaneous items and expenses not included in the foregoing and necessary to collect and account for the receipts from the sale of properties and the receipts from the operation of unsold properties of the United States Housing Corporation, the Bureau of Industrial Housing and Transportation, property commandeered by the United States through the Secretary of Labor, and to collect the amounts advanced to transportation facilities and others; for payment of special assessments and other utility, municipal, State, and county charges or assessments unpaid by purchasers, and which have been assessed against property in which the United States Housing Corporation has an interest, and to defray expenses incident to foreclosing mortgages, conducting sales under deeds of trusts, or reacquiring title or possession of real property under default proceeding, including attorney fees, witness fees, court costs, charges, and other miscellaneous expenses; for the maintenance and

repair of houses, buildings, and improvements which are unsold; in all, **[\$8,500] \$9,080**: *Provided*, That no person shall be employed hereunder at a rate of compensation exceeding \$4,000 per annum, and only one person may be employed at that rate: *Provided further*, That no part of the appropriations heretofore made and available for expenditure by the United States Housing Corporation shall be expended for the purposes for which appropriations are made herein (acts May 16, 1918, 40 Stat., p. 550, sec. 1; June 4, 1918, 40 Stat., p. 595, sec. 1; July 8, 1918, 40 Stat., p. 821, sec. 1; July 11, 1919, 41 Stat., p. 55, sec. 1; July 19, 1919, 41 Stat., p. 222, sec. 5; Mar. 21, 1922, 42 Stat., p. 468, sec. 5; Apr. 19, 1930, 46 Stat., p. 237; Mar. 1, 1933, 47 Stat., p. 1412).

Annual appropriation, general fund:

Estimate 1935, **\$9,080**

Appropriated 1934, **\$8,500**

By objects	Obligations			
	Estimate, 1935		Estimate, 1934	Actual, 1933
	Posi- tions	Av. salary	Posi- tions	Av. salary
PERSONAL SERVICES, DEPARTMENTAL				
Clerical, administrative, and fiscal service:				
Grade 11. Administrative officer (vice president).....	1	\$4,000	1	\$4,000
Grade 9. Senior administrative assistant (treasurer).....	1	3,200	1	3,200
Grade 4. Clerk.....				1
Grade 3. Assistant clerk-stenographer.....	1	1,620	1	1,620
Total permanent, departmental.....	3	8,820	3	8,820
			5	12,300

Salaries and Expenses, Housing Corporation, Department of Labor—Continued.

By objects	Obligations			
	Estimate, 1935		Estimate, 1934	Actual, 1933
	Posi- tions	Av. salary	Posi- tions	Av. salary
PERSONAL SERVICE, FIELD				
Clerical, administrative, and fiscal service:				
Grade 2. Junior clerk.....				1
Total, departmental and field.....		\$8,820	\$8,820	13,700
Deduct legislative reductions.....		480	723	1,020
01 Personal services (net).....		8,340	8,097	12,680
OTHER OBLIGATIONS				
05 Communication service.....		22	22	92
06 Travel expenses.....		200	50	127
08 Printing and binding.....		50		
13 Special and miscellaneous.....		468	10	70
Total other obligations.....		740	82	289
Grand total obligations.....		9,080	8,179	12,969
Estimated savings and unobligated balances.....			321	1,031
Total estimate or appropriation.....		9,080	8,500	14,000

Total, Department of Labor, general fund:

Estimate 1935, **\$14,048,145**

Appropriated 1934, **\$14,181,365**

NAVY DEPARTMENT

Summary of estimates of appropriations for the fiscal year 1935 compared with appropriations for the fiscal year 1934

Classification of appropriations	ESTIMATES, 1935			APPROPRIATIONS, 1934		
	General fund	Special funds	Total	General fund	Special funds	Total
Annual.....	\$286,332,392		\$286,332,392	\$308,669,562		\$308,669,562
Permanent.....	173,833	\$1,330,000	1,503,833	166,098	\$637,000	803,098
Total.....	286,506,225	1,330,000	287,836,225	308,835,660	637,000	309,472,660
Trust and contributed funds.....			194,500			194,500
Total estimates and appropriations.....			288,030,725			309,667,160

OFFICE OF THE SECRETARY

MISCELLANEOUS EXPENSES

Miscellaneous Expenses, Navy—

For traveling expenses of civilian employees, including not to exceed \$1,500 for the expenses of attendance, at home and abroad, upon meetings of technical, professional, scientific, and other similar organizations when, in the judgment of the Secretary of the Navy, such attendance would be of benefit in the conduct of the work of the Navy Department; not to exceed \$2,000 for the part-time or intermittent employment in the District of Columbia or elsewhere of such experts and at such rates of compensation as may be contracted for by and in the discretion of the Secretary of the Navy; expenses of courts-martial, purchase of law and reference books, expenses of prisoners and prisons, courts of inquiry, boards of investigation, examining boards, clerical assistance; witnesses' fees and traveling expenses; not to exceed \$15,000 for promoting accident prevention and safety in shore establishments of the Navy, to be expended in the discretion of the Secretary of the Navy; newspapers and periodicals for the naval service; all advertising of the Navy Department and its bureaus (except advertising for recruits for the Bureau of Navigation); cost of suits; relief of vessels in distress; recovery of valuables from shipwrecks; maintenance of attachés abroad, including office rental and pay of employees, and not to exceed **[\$4,200] \$4,207** in the aggregate or \$450 for any one person for allowances for living quarters, including heat, fuel, and light, as authorized by the Act approved June 26, 1930 (U.S.C., Supp. **[V] VI**, title 5, sec. 118a); the collection and classification of information; not to exceed \$170,000 for telephone, telegraph, and teletype rentals and tolls, telegrams, radiograms, and cablegrams; postage, foreign and domestic and post-office box rentals; necessary expenses for interned persons and prisoners of war under the jurisdiction of the Navy Department, including funeral expenses for such interned persons or prisoners of war as may die while under such jurisdiction; payment of claims for damages as provided in the Act making appropriations for the naval service for the fiscal year 1920, approved July 11, 1919 (U.S.C., title 34, sec. 600); and other necessary and incidental expenses; in all, **[\$971,304] \$894,353**: *Provided*, That no part of any appropriation contained in this Act shall be available for the expense of any naval district in which there may be an active navy yard, naval training station, or naval operating base, unless the commandant of the naval district shall be also the commandant of one of such establishments: *Provided further*, That the sum to be paid out of this appropriation for employees assigned to Group IV (b) and those performing similar services carried under native and alien schedules in the Schedule of Wages for Civil Employees in the Field Service of the Navy Department shall not exceed **[\$518,000] \$489,000** (U.S.C., title 34, sec. 600; U.S.C., Supp. VI, title 5, sec. 118a; act Mar. 3, 1933, 47 Stat., pp. 1521-1522).

Estimate 1935, **\$894,353**

Appropriated 1934, **\$971,304**

Miscellaneous Expenses, Navy—Continued.

By objects	Obligations		
	Estimate, 1935	Estimate, 1934	Actual, 1933
05 Communication service.....	\$172,200	\$170,000	\$175,356
06 Travel expenses.....	122,680	121,270	125,115
09 Advertising and publication of notices.....	5,200	5,600	5,200
14 Maintenance and operation of shore stations.....	432,800	432,940	489,718
16 Miscellaneous operating expenses.....	207,800	210,870	207,900
Total.....	940,680	940,680	1,003,289
Add amounts transferred to appropriations—			
Maintenance, Bureau of Supplies and Accounts.....			118,675
Pay, subsistence, and transportation.....			15,000
Training, education, and welfare.....			169,958
Instruments and supplies.....			4,000
Pay, Naval Academy.....			6,450
Grand total obligations.....	940,680	940,680	1,317,372
Deduct legislative reductions.....	46,327	69,490	62,138
Net total obligations.....	894,353	871,190	1,255,234
Estimated savings and unobligated balances.....		100,114	194,766
Total estimate or appropriation.....	894,353	971,304	1,450,000
BY PROJECTS			
1. Travel expenses of civil employees.....	107,680	106,270	110,115
2. Pay, clerical force in offices, commandants, naval districts, navy yards, naval stations, etc.....	418,125	418,740	472,886
3. Promotion of accident prevention on shore.....	10,000	10,000	9,850
4. Newspapers, periodicals, and advertising.....	13,000	14,000	13,000
5. Telephone, telegraph, and teletype rentals and tolls, leased wires, telegrams, radiograms, and cablegrams.....	162,200	160,000	165,356
6. Expenses of prisons, prisoners, courts-martial, etc.....	80,000	85,000	78,750
7. Allowances for living quarters for civilians abroad.....	4,675	4,200	6,982
8. Maintenance of attachés and collection of information.....	115,000	112,470	117,100
9. Postage, postoffice box rentals, and miscellaneous.....	30,000	30,000	29,250
Total.....	940,680	940,680	1,003,289

CONTINGENT, NAVY

Contingent, Navy—

For all emergencies and extraordinary expenses, exclusive of personal services in the Navy Department or any of its subordinate bureaus or offices at Washington, District of Columbia, arising at home or abroad, but impossible to be anticipated or classified, to

be expended on the approval and authority of the Secretary of the Navy, and for such purposes as he may deem proper, and for examination of estimates for appropriations and of naval activities in the field for any branch of the naval service, \$15,000 (*act Mar. 3, 1933, 47 Stat., p. 1522*).

Estimate 1935, **\$15,000**

Appropriated 1934, **\$15,000**

By objects	Obligations		
	Estimate, 1935	Estimate, 1934	Actual, 1933
06 Travel expenses (Secretary and Assistant Secretary).....	\$1,000	\$1,000	\$450
16 Miscellaneous operating charges (official entertainment of public and foreign officials and miscellaneous).....	14,000	12,500	9,550
Total.....	15,000	13,500	10,000
Estimated savings and unobligated balances.....		1,500	5,000
Total estimate or appropriation.....	15,000	15,000	15,000

STATE MARINE SCHOOLS, ACT MARCH 4, 1911

State Marine Schools (*Act Mar. 4, 1911*)—

To reimburse the State of California, \$25,000; the State of Massachusetts, \$25,000; the State of New York, \$25,000; and the State of Pennsylvania, \$25,000, for expenses incurred in the maintenance and support of marine schools in such States as provided in the Act authorizing the establishment of marine schools, and so forth, approved March 4, 1911 (U. S. C., title 34, sec. 1121), and for the maintenance and repair of the particular vessels loaned by the United States to the said States on the date of the approval of this Act for use in connection with such State Marine Schools, **[\$110,400] \$89,407**, and no other vessels shall be furnished by or through the Navy Department; in all, **[\$210,400] \$189,407**, (*U.S.C., title 34, sec. 1121; act Mar. 3, 1933, 47 Stat., p. 1522*).

Estimate 1935, **\$189,407**

Appropriated 1934, **\$210,400**

By objects	Obligations		
	Estimate, 1935	Estimate, 1934	Actual, 1933
12 Repairs to vessels.....	\$83,224		\$83,876
16 Miscellaneous operating charges.....	100,000	\$100,000	100,000
30 Equipage of naval vessels.....	12,776		12,776
Total obligations.....	196,000	100,000	196,652
Deduct legislative reductions.....	6,593		6,896
Net total obligations.....	189,407	100,000	189,756
Estimated savings and unobligated balances.....		110,400	27,844
Total estimate or appropriation.....	189,407	210,400	217,600
BY PROJECTS			
1. Reimbursement to State of California for maintenance and support of marine school.....	25,000	25,000	25,000
2. Reimbursement to State of Massachusetts for maintenance and support of marine school.....	25,000	25,000	25,000
3. Reimbursement to State of New York for maintenance and support of marine school.....	25,000	25,000	25,000
4. Reimbursement to State of Pennsylvania for maintenance and support of marine school.....	25,000	25,000	25,000
5. Repairs to vessels used as marine schools.....	83,224		83,876
6. Equipment of vessels used as marine schools.....	12,776		12,776
Total.....	196,000	100,000	196,652

CARE OF LEPERS, ETC., ISLAND OF GUAM

Care of Lepers, etc., Island of Guam—

Naval station, island of Guam: For maintenance and care of lepers, special patients, and for other purposes, including cost of transfer of lepers from Guam to the island of Culion, in the Philippines, and their maintenance, **[\$20,000] \$17,648**; for educational purposes, **[\$15,000] \$13,236**; in all, **[\$35,000] \$30,884** (*act Mar. 3, 1933, 47 Stat., pp. 1522-1523*).

Estimate 1935, **\$30,884**

Appropriated 1934, **\$35,000**

Care of Lepers, etc., Island of Guam—Continued.

By objects	Obligations		
	Estimate, 1935	Estimate, 1934	Actual, 1933
14 Maintenance and operation of shore stations.....	\$32,650	\$32,647	\$35,000
Deduct legislative reductions.....	1,766	2,647	1,548
Net total obligations.....	30,884	30,000	33,452
Estimated savings and unobligated balances.....		5,000	1,548
Total estimate or appropriation.....	30,884	35,000	35,000
BY PROJECTS			
1. Maintenance and care of lepers, special patients and general sanitation.....	18,650	18,564	19,578
2. Educational aid to native population.....	14,000	14,083	15,422
Total.....	32,650	32,647	35,000

NAVAL RESEARCH LABORATORY

Naval Research Laboratory—

For laboratory and research work and other necessary work of the naval research laboratory for the benefit of the naval service, including operation and maintenance of a laboratory, additions to equipment necessary properly to carry on work in hand, maintenance of buildings and grounds, temporary employment of such scientific civilian assistants as may become necessary, and subscriptions to technical periodicals, to be expended under the direction of the Secretary of the Navy, **[\$199,381] \$183,116**: *Provided*, That \$20,000 of this appropriation shall be available for the temporary employment of civilian scientists and technicians required on special problems: *Provided further*, That the sum to be paid out of this appropriation for employees assigned to Group IV (b) and those performing similar services carried under native and alien schedules in the Schedule of Wages for Civil Employees in the Field Service of the Navy Department shall not exceed **[\$95,000] \$85,000**, in addition to the amount authorized by the preceding proviso (*acts Aug. 29, 1916, 39 Stat., p. 570; Mar. 4, 1917, 39 Stat., p. 1179; Mar. 3, 1933, 47 Stat., p. 1523*).

Estimate 1935, **\$183,116**

Appropriated 1934, **\$199,381**

By objects	Obligations		
	Estimate, 1935	Estimate, 1934	Actual, 1933
PERSONAL SERVICES, FIELD			
Total permanent, field.....	33 \$75,590	34 \$77,360	38 \$89,218
Deduct lapses and administrative furloughs.....	750	3,370	1,252
Net permanent, field.....	74,840	73,990	87,966
Temporary employees, field.....	6,000	6,000	8,651
Total salaries, permanent and temporary, field.....	80,840	79,990	96,617
Wages, shop and maintenance force.....	61,000	61,000	61,018
All personal services, field.....	141,840	140,990	157,635
Deduct legislative reductions.....	14,184	21,150	15,166
01 Personal services (net).....	127,656	119,840	142,469
OTHER OBLIGATIONS			
Supplies and materials:			
0200 Stationery and office supplies.....	2,300	2,300	2,327
0220 Scientific and sundry supplies.....	5,600	5,600	5,600
0290 Research materials.....	16,100	16,100	16,098
02 Total supplies and materials.....	24,000	24,000	24,025
10 Light, heat, and power.....	13,500	13,500	11,638
14 Repairs and alterations.....	6,400	6,400	5,624
16 Miscellaneous operating charges.....	6,460	6,460	6,434
32 Equipment.....	5,100	5,100	5,092
Total other obligations.....	55,460	55,460	52,813
Grand total obligations.....	183,116	175,300	195,282
Estimated savings and unobligated balances.....		24,081	17,718
Total estimate or appropriation.....	183,116	199,381	213,000

OPERATION AND CONSERVATION OF NAVAL PETROLEUM RESERVES

Operation and Conservation of Naval Petroleum Reserves—

To enable the Secretary of the Navy to carry out the provisions contained in the Act approved June 4, 1920 (U.S.C., title 34, sec. 524), requiring him to conserve, develop, use, and operate the naval petroleum reserves, **[\$65,814], \$59,603**, of which amount not to exceed \$15,000 shall be available for employees assigned to Group IV (b) and those performing similar services carried under native and alien schedules in the Schedule of Wages for Civil Employees in the Field Service of the Navy Department [and of which \$5,000 shall be available exclusively for repairs to shut-in wells, Naval Petroleum Reserve Numbered 3]: *Provided*, That out of any sums appropriated for naval purposes by this Act any portion thereof, not to exceed \$10,000,000, shall be available to enable the Secretary of the Navy to protect Naval Petroleum Reserve Numbered 1, established by Executive order of September 2, 1912, pursuant to the Act of June 25, 1910 (U.S.C., title 43, secs. 141-143), by drilling wells and performing any work incident thereto, of which amount not to exceed \$100,000 shall be available for employees assigned to Group IV (b) and those performing similar services carried under native and alien schedules in the Schedule of Wages for Civil Employees in the Field Service of the Navy Department: *Provided further*, That no part of the sum made available for the protection of this property shall be expended if a satisfactory agreement can be made with adjoining landowners to not drill offset wells for the purpose of producing oil (U.S.C., title 34, sec. 524; title 43, secs. 141-143; U.S.C., Supp. VI, title 34, sec. 524a; act Mar. 3, 1933, 47 Stat., p. 1523).

Estimate 1935, **\$59,603**Appropriated 1934, **\$65,814**

By objects	Obligations		
	Estimate, 1935	Estimate, 1934	Actual, 1933
16 Miscellaneous operating charges.....	\$22,575	\$19,255	\$16,343
Deduct legislative reductions.....	2,972	1,962	1,250
Transfer to Geological Survey.....	19,603 +40,000	17,293 +42,495	15,093 +45,000
Net total obligations.....	59,603	59,788	60,093
Estimated savings and unobligated balances.....		6,026	19,907
Total estimate or appropriation.....	59,603	65,814	80,000

Total, Secretary's office, annual appropriations, general fund:

Estimate 1935, **\$1,372,363**Appropriated 1934, **\$1,496,899**

BUREAU OF NAVIGATION

TRAINING, EDUCATION, AND WELFARE, NAVY

Training, Education, and Welfare, Navy—

Naval War College: For maintenance and operation, including repairs, improvements, and care of grounds; services of a professor of international law, \$2,000; services of lecturers, \$2,000; and other civilian services; library expenses, including the purchase, binding, and repair of books and periodicals and subscriptions to newspapers and periodicals; and including contingencies of the President of the Naval War College to be expended in his discretion not exceeding \$1,000; and for other necessary expenses, **[\$103,075] \$103,257** (act Mar. 3, 1933, 47 Stat., pp. 1523-1524).

Est. 1935, **\$103,257**App. 1934, **\$103,075**

By objects	Obligations		
	Estimate, 1935	Estimate, 1934	Actual, 1933
Personal services, field.....	\$84,832	\$86,435	\$83,980
Deduct legislative reductions.....	8,483	12,966	8,433
01 Personal services, net.....	76,349	73,469	75,547
OTHER OBLIGATIONS			
Supplies and materials:			
0280 Sundry supplies.....	8,870	7,475	8,215
0290 Materials.....	2,000	2,000	3,185
02 Total supplies and materials.....	10,870	9,475	11,400
07 Transportation of things.....	100	100	83
10 Heat, light, power, and water.....	3,796	3,796	2,360
12 Repairs and alterations.....	2,142	2,142	1,442

Training, Education, and Welfare, Navy—Continued.

By objects	Obligations		
	Estimate, 1935	Estimate, 1934	Actual, 1933
OTHER OBLIGATIONS—continued			
13 Special and miscellaneous current expenses.....	\$10,000	\$9,000	\$9,665
Total other obligations.....	26,908	24,513	24,950
Grand total obligations.....	103,257	97,982	100,497
Estimated savings and unobligated balances.....		5,093	9,503
Total estimate or appropriation.....	103,257	103,075	110,000
By PROJECTS			
1. Personal services:			
(a) Classified.....	70,960	70,960	70,516
(b) Unclassified.....	13,872	15,475	13,464
Total personal services.....	84,832	86,435	83,980
Deduct legislative reductions.....		12,966	8,433
Personal services, net.....	84,832	73,469	75,547
2. Supplies for instruction, correspondence courses, etc.....	8,870	7,475	8,215
3. Furniture and office equipment; printing materials.....	2,000	2,000	3,185
4. Transportation of things (trucking).....	100	100	83
5. Heat, light, power, and water.....	3,796	3,796	2,360
6. Repairs and alterations to buildings and quarters.....	2,142	2,142	1,442
7. International law lecturer.....	2,000	2,000	2,000
8. Lectures.....	2,000	2,000	1,825
9. Books for library; care of library furnishings.....	5,000	4,000	4,900
10. Contingent fund for use of president of college.....	1,000	1,000	940
Total.....	111,740	97,982	100,497

Naval training stations: For maintenance, operation, and other necessary expenses, including repairs, improvements, and care of grounds of the naval training stations which follow: San Diego, California, **[\$153,618] \$155,150**; Newport, Rhode Island, **[\$191,211] \$46,813**; Great Lakes, Illinois, **[\$230,119] \$33,778**; Norfolk, Virginia, **[\$217,943] \$215,950** (Acts Aug. 7, 1882, 22 Stat., p. 324; June 15, 1917, 40 Stat., p. 208; July 11, 1919, 41 Stat., p. 148; Mar. 3, 1933, 47 Stat., p. 1524).

Est. 1935, **\$456,691**App. 1934, **\$792,891**

By objects	Obligations		
	Estimate, 1935	Estimate, 1934	Actual, 1933
Naval Training Station, San Diego			
Personal services, field.....	\$48,498	\$48,498	\$48,344
Deduct legislative reductions.....	4,850	7,275	4,899
01 Personal services (net).....	43,648	41,223	43,445
OTHER OBLIGATIONS			
Supplies and materials:			
0280 Sundry supplies.....	24,090	22,790	28,641
0290 Materials.....	20,720	19,620	22,521
02 Total supplies and materials.....	44,810	42,410	51,162
07 Transportation of things.....	1,300	1,300	2,427
10 Heat, light, power, and water.....	48,359	44,231	37,495
12 Repairs and alterations.....	3,900	3,900	4,873
13 Special and miscellaneous current expenses.....	13,133	13,134	8,630
Total other obligations.....	111,502	104,975	104,587
Grand total obligations.....	155,150	146,198	148,032
Estimated savings and unobligated balances.....		7,420	12,168
Total estimate or appropriation.....	155,150	153,618	160,200
Naval Training Station, Newport			
Personal services, field.....	31,877	31,877	92,809
Deduct legislative reductions.....	3,187	4,781	4,539
01 Personal services (net).....	28,690	27,096	88,270
OTHER OBLIGATIONS			
Supplies and materials:			
0280 Sundry supplies.....	1,400	1,400	4,683
0290 Materials.....	3,600	3,600	15,933
02 Total supplies and materials.....	5,000	5,000	20,616

Training, Education, and Welfare, Navy—Continued.

By objects	Obligations		
	Estimate, 1935	Estimate, 1934	Actual, 1933
<i>Naval Training Station, Newport—Contd.</i>			
OTHER OBLIGATIONS—continued			
07 Transportation of things.....	\$355	\$355	\$1,022
10 Heat, light, power, and water.....	7,125	7,125	12,828
12 Repairs and alterations.....	3,117	3,117	74,309
13 Special and miscellaneous current expenses.....	2,526	2,907	-----
Total other obligations.....	18,123	18,504	108,775
Grand total obligations.....	46,813	45,600	197,045
Estimated savings and unobligated balances.....	-----	145,611	4,955
Total estimate or appropriation.....	46,813	191,211	202,000
<i>Naval Training Station, Great Lakes</i>			
Personal services, field.....	32,215	32,301	173,713
Deduct legislative reductions.....	3,222	4,845	19,951
01 Personal services, net.....	28,993	27,456	153,762
OTHER OBLIGATIONS			
Supplies and materials:			
0280 Sundry supplies.....	500	300	8,050
0290 Materials.....	2,385	1,344	29,317
02 Total supplies and materials.....	2,885	1,644	37,367
07 Transportation of things.....	400	400	1,954
10 Heat, light, power, and water.....	5,500	5,500	26,066
13 Special and miscellaneous current expenses.....	1,000	1,000	5,774
Total other obligations.....	9,785	8,544	71,161
Grand total obligations.....	38,778	36,000	224,923
Estimated savings and unobligated balances.....	-----	194,119	20,077
Total estimate or appropriation.....	38,778	230,119	245,000
<i>Naval Training Station, Norfolk</i>			
Personal services, field.....	90,497	70,416	93,021
Deduct legislative reductions.....	9,050	10,562	9,302
01 Personal services, net.....	81,447	59,854	83,719
OTHER OBLIGATIONS			
Supplies and materials:			
0280 Sundry supplies.....	25,600	14,000	25,376
0290 Materials.....	27,000	16,485	27,499
02 Total supplies and materials.....	52,600	30,485	52,875
07 Transportation of things.....	100	100	317
10 Heat, light, power, and water.....	75,713	60,000	66,206
13 Special and miscellaneous current expenses.....	6,090	5,337	7,461
Total other obligations.....	134,503	95,922	126,859
Grand total obligations.....	215,950	155,776	210,578
Estimated savings and unobligated balances.....	-----	62,167	14,422
Total estimate or appropriation.....	215,950	217,943	225,000

Fleet training: For trophies and badges for excellence in gunnery, target practice, engineering exercises, and for economy in fuel consumption to be awarded under such rules as the Secretary of the Navy may formulate; for the purpose of recording, classifying, compiling, and publishing the rules and results; for the establishment and maintenance of shooting galleries, target houses, targets, and ranges; for hiring established ranges, and for transporting equipment to and from ranges; entrance fees in matches for the rifle team, and special equipment therefor, **[\$37,954]** \$35,229 (act Mar. 3, 1933, 47 Stat., p. 1524).

Est. 1935, \$35,229

App. 1934, \$37,954

Training, Education, and Welfare, Navy—Continued.

By objects	Obligations		
	Estimate, 1935	Estimate, 1934	Actual, 1933
Personal services, field (part time).....	\$3,640	\$3,640	\$7,425
Deduct legislative reductions.....	364	546	299
01 Personal services, net.....	3,276	3,094	7,126
OTHER OBLIGATIONS			
Supplies and materials:			
0280 Sundry supplies (trophies, badges, target material, etc.).....	16,680	14,726	11,263
0290 Materials (upkeep of rifle ranges).....	9,773	9,180	11,503
02 Total supplies and materials.....	26,453	23,906	22,766
13 Special and miscellaneous current expenses (engraving trophies and camera equipment).....	5,500	8,000	7,501
Total other obligations.....	31,953	31,906	30,267
Grand total obligations.....	35,229	35,000	37,393
Estimated savings and unobligated balances.....	-----	2,954	5,357
Total estimate or appropriation.....	35,229	37,954	42,750

Instruction: For postgraduate instruction of officers [in other than civil government and literature], and for special instruction, education, and individual training of officers and enlisted men at home and abroad, including maintenance of students abroad, except aviation training and submarine training otherwise appropriated for, and for care and operation of schools at naval stations, Guantanamo Bay and Tutuila, for the children of Naval and Marine Corps commissioned, enlisted, and civilian personnel, **[\$181,669]** \$159,772 (act Mar. 3, 1933, 47 stat., p. 1524).

Est. 1935, \$159,772

App. 1934, \$181,669

By objects	Obligations		
	Estimate, 1935	Estimate, 1934	Actual, 1933
Personal services, field.....	\$89,017	\$89,017	\$101,705
Deduct legislative reductions.....	8,902	13,674	12,360
01 Personal services (net).....	80,115	75,343	89,345
OTHER OBLIGATIONS			
02 Supplies and materials.....	29,689	29,689	30,359
10 Heat, light, power, and water.....	1,340	1,340	879
13 Special and miscellaneous current expenses.....	2,000	2,000	2,917
22 Tuition.....	42,119	44,487	59,843
30 Equipment.....	4,509	2,141	5,227
Total other obligations.....	79,657	79,657	99,225
Grand total obligations.....	159,772	155,000	188,570
Deduct amount transferred from—	-----	-----	-----
“Pay, miscellaneous”.....	-----	-----	—169,658
“Instruments and supplies”.....	-----	-----	—22,500
“Recreation for enlisted men”.....	-----	-----	—14,625
Estimated savings and unobligated balance.....	-----	26,669	+18,213
Total estimate or appropriation.....	159,772	181,669	-----
BY PROJECTS			
1. Personal services:			
(a) Professors and associate professors, Postgraduate School, Annapolis.....	46,900	46,900	59,401
(b) Clerical force, Postgraduate School, Annapolis.....	11,660	11,660	11,108
(c) Mechanical force, Postgraduate School, Annapolis.....	19,256	19,256	21,717
(d) Fees to lecturers, Postgraduate School, Annapolis.....	3,485	3,485	300
(e) Educational adviser (field).....	5,400	5,400	5,400
(f) Clerical force for training system (field).....	2,316	2,316	3,779
Total personal services.....	89,017	89,017	101,705
Deduct legislative reduction.....	-----	13,674	12,360
Personal services, net.....	89,017	75,343	89,345

Training, Education, and Welfare, Navy—Continued.

By Projects	Obligations		
	Estimate, 1935	Estimate, 1934	Actual, 1933
2. Stationery and office supplies; shop and laboratory supplies and textbooks, Postgraduate School, Annapolis.....	\$9,545	\$9,545	\$10,186
3. Electric current, Postgraduate School, Annapolis.....	1,340	1,340	879
4. Special and miscellaneous expenses, Postgraduate School, Annapolis.....	2,000	2,000	2,917
5. Tuition of naval officers at schools and universities.....	45,119	47,487	62,152
6. Instruction apparatus and schoolroom equipment, Postgraduate School, Annapolis.....			999
7. Stationery and supplies for schools for enlisted men.....	17,144	17,144	17,864
8. Educational material; slide films, textbooks, training courses, photographic material for training purposes.....	4,509	2,141	4,228
Total.....	168,674	155,000	188,570

Libraries: For libraries, professional books, textbooks, religious books, periodicals and newspaper subscriptions for ships and shore stations not otherwise appropriated for, **Est. 1935, \$50,810** **App. 1934, \$50,810**; (*act Mar. 3, 1933, 47 Stat., p. 1524*).

Est. 1935, \$50,810

App. 1934, \$60,119

By objects	Obligations		
	Estimate, 1935	Estimate, 1934	Actual, 1933
Personal services, field (librarians).....	\$16,200	\$16,200	\$20,482
Deduct legislative reductions.....	1,620	2,430	2,048
01 Personal services, net.....	14,580	13,770	18,434
OTHER OBLIGATIONS			
30 Equipment (library books).....	36,230	36,230	52,111
Grand total obligations.....	50,810	50,000	70,545
Deduct amount transferred from—			
“Salaries and expenses, Veterans’ Administration”.....			—3,000
“Instruments and supplies”.....			—27,000
“Recreation for enlisted men”.....			—43,100
“Pay, miscellaneous”.....			—300
Estimated savings and unobligated balances.....		10,119	+2,855
Total estimate or appropriation.....	50,810	60,119	

Welfare and recreation: For welfare and recreation of the Navy, including periodicals and newspaper subscriptions, to be expended in the discretion of the Secretary of the Navy, under such regulations as he may prescribe, **Est. 1935, \$300,000**, which sum shall be paid out of the Naval Hospital fund; **App. 1934, \$255,000** (*act Mar. 3, 1933, 47 Stat., p. 1524*).

Est. 1935, \$255,000

App. 1934, *

* Appropriation of \$300,000 for 1934 payable out of the Naval Hospital fund, a special fund.

By objects	Obligations		
	Estimate, 1935	Estimate, 1934	Actual, 1933
30 Equipment.....	\$255,000	\$255,000	\$290,430
Deduct amount transferred from “Recreation for enlisted men”.....			—310,275
Estimated savings and unobligated balance.....		45,000	+19,845
Total estimate or appropriation.....	255,000	1 300,000	
BY PROJECTS			
1. Recreational equipment; motion pictures, athletic equipment for enlisted men.....	165,000	165,000	158,394
2. Motion picture service (purchase and rental of films).....	85,000	85,000	130,000
3. Recreational equipment for newly commissioned ships, and contingencies.....	5,000	5,000	2,036
Total.....	255,000	1 255,000	290,430

1 1934 payable from Naval Hospital fund.

Naval Reserve Officers’ Training Corps: For all expenses incident to the conduct of the Naval Reserve Officers’ Training Corps under such regulations as the President has prescribed or hereafter may prescribe under the provisions of section 22 of the Act approved March 4, 1925 (43 Stat., p. 1276; U.S.C., title 34, sec. 821), **Est. 1935, \$74,314** **App. 1934, \$92,149**, of which \$20,000 shall be available immediately: *Provided*, That uniforms and other equipment or material issued to the Naval Reserve Officers’ Training Corps in accordance with law may be furnished from surplus or reserve stocks of the Navy without payment under this appropriation, except for actual expenses incurred in the manufacture or issue (*U.S.C. title 34, sec. 821; act Mar. 3, 1933, 47 Stat., p. 1524*).

Est. 1935, \$74,314

App. 1934, \$92,149

By objects	Obligations		
	Estimate, 1935	Estimate, 1934	Actual, 1933
Personal services (pay of students on training cruise).....	\$4,100	\$2,844	\$2,000
Deduct legislative reductions.....	410	426	300
01 Personal services, net.....	3,690	2,418	1,700
OTHER OBLIGATIONS			
Supplies and materials:			
Stationery and office supplies.....	1,000	1,000	1,114
Wearing apparel (uniforms for students).....	23,000	23,000	22,612
02 Total supplies and materials.....	24,000	24,000	23,726
Subsistence and support of persons.....	44,030	40,193	39,224
Deduct legislative reductions.....	3,939	5,824	1,310
03 Subsistence and support of persons, net.....	40,091	34,369	37,914
06 Travel expenses.....	1,434	1,000	500
13 Special and miscellaneous current expenses.....	2,799	2,726	2,614
30 Equipment.....	2,300	2,300	7,100
Total other obligations.....	70,624	64,395	71,854
Grand total obligations.....	74,314	66,813	73,554
1934 appropriation obligated in 1933.....		+5,187	—5,187
Net total obligations.....	74,314	72,000	68,367
Estimated savings and unobligated balance.....		20,149	21,718
Total estimate or appropriation.....	74,314	92,149	90,085

In all, training, education, and welfare, Navy, **Est. 1935, \$1,135,073**, and the money herein specifically appropriated shall be disbursed and accounted for as one fund: *Provided*, That the sum to be paid out of this appropriation for employees assigned to Group IV (b) and those performing similar services under native and alien schedules in the Schedule of Wages for Civil Employees in the Field Service of the Navy Department, exclusive of temporary services, shall not exceed the following amounts, respectively: Naval War College, \$73,000; Naval Training Station, San Diego, \$7,500; Naval Training Station, Newport, \$10,000; Naval Training Station, Great Lakes, \$14,500; Naval Training Station, Norfolk, \$5,500; Instruction, \$25,000; Libraries, \$22,000.

Total, training, education, and welfare, Navy, annual appropriations, general fund:

Estimate 1935, \$1,135,073

Appropriated 1934, \$1,267,857

CONTINGENT, BUREAU OF NAVIGATION

Contingent, Bureau of Navigation—

For continuous-service certificates, commissions, warrants, diplomas, discharges, good-conduct badges, and medals for men and boys; transportation of effects of deceased officers, nurses, and enlisted men of the Navy, and of officers and men of the Naval Reserve who die while on duty; packing boxes and materials; books and models; stationery; and other contingent expenses and emergencies arising under cognizance of the Bureau of Navigation, unforseen and impossible to classify, **Est. 1935, \$5,000** **App. 1934, \$7,500** (*act Mar. 3, 1933, 47 Stat., pp. 1524–1525*).

Estimate 1935, \$5,000

Appropriated 1934, \$7,500

Contingent, Bureau of Navigation—Continued.

By objects	Obligations		
	Estimate, 1935	Estimate, 1934	Actual, 1933
07 Transportation of things (service).....	\$1,000	\$1,000	\$1,452
16 Miscellaneous operating charges.....	4,000	4,000	6,552
Total obligations.....	5,000	5,000	8,004
Estimated savings and unobligated balances.....		2,500	996
Total estimate or appropriation.....	5,000	7,500	9,000

INSTRUMENTS AND SUPPLIES, BUREAU OF NAVIGATION

Instruments and Supplies, Bureau of Navigation—

For supplies for seamen's quarters; and for the purchase of all other articles of equipage at home and abroad; and for the payment of labor in equipping vessels therewith and manufacture of such articles in the several navy yards; all pilotage and towage of ships of war; canal tolls, wharfage, dock and port charges, and other necessary incidental expenses of a similar nature; hire of launches or other small boats in Asiatic waters; quarantine expenses; services and materials in repairing, correcting, adjusting, and testing compasses on shore and on board ship; nautical and astronomical instruments and repairs to same; compasses, compass fittings, including binnacles, tripods, and other appendages of ship's compasses; logs and other appliances for measuring the ship's way and leads and other appliances for sounding; photographs, photographic instruments and materials, printing outfit and materials; music and musical instruments; and for the necessary civilian electricians for gyrocompass testing and inspection; in all, **[\$466,594] \$497,390: Provided**, That the sum to be paid out of this appropriation for employees assigned to Group IV (b) and those performing similar services carried under native and alien schedules in the Schedule of Wages for Civil Employees in the Field Service of the Navy Department shall not exceed \$33,460 (act Mar. 3, 1933, 47 Stat., p. 1525).

Estimate 1935, **\$497,390**Appropriated 1934, **\$466,594**

By objects	Obligations		
	Estimate, 1935	Estimate, 1934	Actual, 1933
12 Repairs to ships' equipage.....	\$81,594	\$73,737	\$76,457
14 Maintenance and operation of shore stations.....	78,663	71,068	52,710
15 Maintenance and operation of the fleet.....	99,289	89,728	97,037
16 Miscellaneous operating charges.....	148,383	134,123	139,667
30 Equipage of naval vessels.....	103,968	103,085	77,388
Total.....	511,897	471,761	443,259
Transferred to appropriation "Training, education and welfare".....			+49,500
Transferred from appropriation "Pay miscellaneous".....			-4,000
Deduct legislative reductions.....	14,507	-21,761	-16,118
Net total obligations.....	497,390	450,000	472,641
Estimated savings and unobligated balances.....		16,594	60,602
Total estimate or appropriation.....	497,390	466,594	533,243
BY PROJECTS			
1. Supplies for seamen's quarters (cleaning gear).....	78	120	76
2. Pilotage, towage, canal tolls, dock and port charges.....	92,500	92,500	70,000
3. Hire of launches or other small boats in Asiatic waters; quarantine expenses.....	4,000	4,000	
4. Magnetic compasses; nautical and astronomical instruments; gyrocompasses; logs and other appliances for sounding.....	359,825	321,147	317,287
5. Libraries for ships of war, professional books and papers.....			26,576
6. Maintenance of gunnery and other training classes.....			17,566
7. Photographs and photographic material.....	410	410	1,424
8. Printing outfits and material for ships.....	5,000	3,500	4,422
9. Flag allotments (stationery, etc., for commanders afloat).....	5,000	5,000	4,074
10. Music and musical instruments for Navy bands.....	15,238	15,238	11,907
11. Pay of clerical, drafting, inspection, chronometer caretaker service.....	29,846	29,846	31,211
Total.....	511,897	471,761	484,543

OCEAN AND LAKE SURVEYS, BUREAU OF NAVIGATION

Ocean and Lake Surveys, Bureau of Navigation—

For hydrographic surveys, including the pay of the necessary hydrographic surveyors, cartographic draftsmen, and recorders, and for the purchase of nautical books, charts, and sailing directions, **[\$62,950] \$52,910: Provided**, That the sum to be paid out of this appropriation for employees assigned Group IV (b) and those performing similar services carried under native and alien schedules in the Schedule of Wages for Civil Employees in the Field Service of the Navy Department shall not exceed \$27,000 (U.S.C., title 5, sec. 457; act Mar. 3, 1933, 47 Stat., p. 1525).

Estimate 1935, **\$52,910**Appropriated 1934, **\$62,950**

By objects	Obligations		
	Estimate, 1935	Estimate, 1934	Actual, 1933
16 Miscellaneous operating charges.....	\$55,000	\$54,363	\$63,057
Deduct legislative reductions.....	2,090	3,413	2,386
Total obligations.....	52,910	50,950	60,671
Estimated savings and unobligated balances.....		12,000	4,329
Total estimate or appropriation.....	52,910	62,950	65,000
BY PROJECTS			
1. Surveys of coast of Panama and Costa Rica (U.S.S. <i>Hannibal</i>).....	25,400	24,244	22,199
2. Surveys of coast of Panama and Costa Rica (U.S.S. <i>Nokomis</i>).....	25,500	22,300	18,511
3. Surveys in the Aleutian Islands (U.S.S. <i>Argonne</i>).....		3,319	12,800
4. Miscellaneous surveys by Navy ship and aerial surveys.....	3,000	3,000	9,047
5. Foreign charts and books.....	1,100	1,500	500
Total.....	55,000	54,363	63,057

NAVAL RESERVE

Organizing the Naval Reserve—

For expenses of organizing, administering, and recruiting the Naval Reserve and Naval Militia; pay and allowances of officers and enlisted men of the Naval Reserve when employed on authorized training duty; mileage for officers while traveling under orders to and from training duty; transportation of enlisted men to and from training duty, and subsistence and transfers en route, or cash in lieu thereof; subsistence of enlisted men during the actual period of training duty; subsistence of officers and enlisted men of the Fleet Naval Reserve while performing authorized training or other duty without pay; pay, mileage, and allowances of officers of the Naval Reserve when ordered to active duty in connection with the instruction, training, and drilling of the Naval Reserve; pay of officers and enlisted men of the Fleet Naval Reserve for the performance of not to exceed forty-eight drills per annum or other equivalent instruction or duty, or appropriate duties, and administrative duties, exclusive, however, of pay, allowances, or other expenses on account of members of any class of the Naval Reserve incident to their being given flight training unless, as a condition precedent, they shall have been found by such agency as the Secretary of the Navy may designate physically and psychologically qualified to serve as pilots of naval aircraft, **[\$3,346,960] \$2,561,991**, of which amount **[\$57,000]** shall be available immediately; not more than \$150,000 shall be available for maintenance and rental of armories, including pay of necessary janitors, and for wharfage; not more than \$81,000 shall be available for employees assigned to Group IV (b) and those performing similar services carried under native and alien schedules in the Schedule of Wages for Civil Employees in the Field Service of the Navy Department; not less than **[\$533,141] \$437,946** shall be available, in addition to other appropriations, for aviation material, equipment, fuel, and rental of hangars, not more than \$397,914 shall be available, in addition to other appropriations, for fuel and the transportation thereof, and for all other expenses in connection with the maintenance, operation, repair, and upkeep of vessels assigned for training the Naval Reserve, and of such total sum **[\$1,134,036] \$794,973** shall be available exclusively for and on account of Naval and Marine Corps Reserve aviation: *Provided*, That no appropriation contained in this Act shall be available to pay more than one officer of the Naval Reserve and one officer of the Marine Corps Reserve above the grade of lieutenant or captain, respectively, the pay and allowances of their grade for the performance of active duty other than the performance of drills or other equivalent instruction or duty, or appropriate duties, and/or the performance of fifteen days' active training duty, and other officers above such grades employed on such class of active duty shall not be entitled to or be paid a

greater rate of pay and allowances than authorized by law for a lieutenant of the Navy or a captain of the Marine Corps entitled to not exceeding ten years' longevity pay: *Provided further*, That no appropriation made in this Act shall be available for pay, allowances, or traveling or other expenses of any officer or enlisted man of the Naval or Marine Corps Reserve who may be drawing a pension, disability allowance, disability compensation, or retired pay from the Government of the United States; and "retired pay" as here used shall not include the pay of transferred members of such reserve forces (*U.S.C., title 34, sec. 751; act Mar. 3, 1933, 47 Stat., pp. 1525-1526*).

Estimate 1935, **\$2,561,991**Appropriated 1934, **\$3,346,960**

By objects	Obligations		
	Estimate, 1935	Estimate, 1934	Actual, 1933
Personal services.....	\$1,765,518	\$1,503,277	\$1,771,881
Deduct legislative reductions.....	183,009	244,323	81,069
01 Personal services (net).....	1,582,509	1,258,954	1,690,812
OTHER OBLIGATIONS			
03 Subsistence and support of persons.....	132,971	125,582	175,966
06 Travel expenses.....	98,507	97,795	24,200
12 Repairs to vessels.....	112,000	112,000	222,709
14 Maintenance and operation of shore stations.....	121,000	121,000	143,338
15 Maintenance and operation of fleet.....	515,004	349,178	632,595
Total other obligations.....	979,482	805,555	1,198,808
Grand total obligations.....	2,561,991	2,064,509	2,889,620
Estimated savings and unobligated balances.....		1,282,451	188,066
Total estimate or appropriation.....	2,561,991	3,346,960	3,077,686
BY PROJECTS (subhead numbers in parentheses)			
1. (6) Clerk hire (civilian services, district headquarters).....	75,124	75,124	75,124
2. (10) Officers, active duty pay (duty other than training).....	168,701	153,699	175,539
3.. 11) Shipkeepers, pay (men, duty other than training).....	252,587	234,890	414,347
4. (9) Drill pay (for drill attendance).....	877,616	632,616	908,497
5. (12) Training duty pay (annual, 2 weeks).....	391,490	406,948	198,374
6. (13) Subsistence, shipkeepers (men on duty other than training).....	64,573	61,420	133,320
7. (14) Subsistence, training (men, annual 2 weeks' training duty).....	68,398	64,162	42,646
8. (1) Mileage, officers (to and from training duty).....	22,811	25,395	21,700
9. (2) Travel, men (to and from training duty).....	75,696	72,400	2,500
10. (4) Engineering (repairs and maintenance vessels).....	51,000	51,000	89,055
11. (5) Construction and repair (repairs and maintenance vessels).....	51,000	51,000	120,683
12. (15) Supplies and accounts, replacements (galley equipment, vessels and freight).....	10,000	10,000	12,971
13. (3) Administration and armories (rents, heat, equipment, etc.).....	121,000	121,000	143,338
14. (16) Fuel (for vessels and boats).....	73,858	76,273	66,655
15. (8) Medicine and surgery (medicines and surgical instruments).....	2,000	0	1,971
16. (7) Aviation (maintenance and repairs airplanes).....	437,946	271,705	562,579
17. (17) Navigational instruments, towage, etc. (for vessels and boats).....	1,200	1,200	1,390
Total.....	2,745,000	2,308,832	2,970,689

Recreation for Enlisted Men, Navy—

Obligations—1933, \$342,602 (unobligated balance, \$25,398).

Gunnery and Engineering Exercises, Bureau of Navigation—

Obligations—1933, \$37,393 (unobligated balance, \$5,357).

Naval Training Station, California, Bureau of Navigation—

Obligations—1933, \$148,032 (unobligated balance, \$12,168).

Naval Training Station, Rhode Island, Bureau of Navigation—

Obligations—1933, \$197,045 (unobligated balance, \$4,955).

Naval Training Station, Great Lakes, Bureau of Navigation—

Obligations—1933, \$224,923 (unobligated balance, \$20,078).

Naval Training Station, Hampton Roads, Va., Bureau of Navigation—

Obligations—1933, \$210,578 (unobligated balance, \$14,422).

Naval Reserve Officers' Training Corps—

Obligations—1933, \$68,667 (unobligated balance, \$21,418).

Naval War College, Bureau of Navigation—

Obligations—1933, \$100,497 (unobligated balance, \$9,503).

Total, Bureau of Navigation, annual appropriations, general fund:

Estimate 1935, **\$4,252,364**Appropriated 1934, **\$5,151,861**

NAVAL HOME, PHILADELPHIA, PA.

Permanent appropriation:

Naval Home, Philadelphia, Pa.—

For pay of employees, **[\$76,806] \$77,332**: *Provided*, That the sum to be paid out of this appropriation for employees assigned to Group IV (b) and those performing similar services carried under native and alien schedules in the Schedule of Wages for Civil Employees in the Field Service of the Navy Department shall not exceed \$15,000;

Maintenance: For water rent, heating, and lighting; cemetery, burial expenses, and headstones; general care and improvements of grounds, buildings, walls, and fences; repairs to power-plant equipment, implements, tools, and furniture, and purchase of the same; music in chapel and entertainments for beneficiaries; stationery, books, and periodicals; transportation of indigent and destitute beneficiaries to the Naval Home, and of sick and insane beneficiaries, their attendants and necessary subsistence for both, to and from other Government hospitals; employment of such beneficiaries in and about the Naval Home as may be authorized by the Secretary of the Navy, on the recommendation of the governor; support of beneficiaries and all other contingent expenses, including the maintenance, repair, and operation of two motor-propelled vehicles, and one motor-propelled passenger-carrying vehicle, to be used only for official purposes, **[\$89,242] \$96,501**;

In all, Naval Home, **[\$166,048] \$173,833**, which sum shall be paid out of the income from the naval pension fund (*U.S.C., title 24, sec. 14; act Mar. 3, 1933, 47 Stat., pp. 1526-1527*).

NOTE.—In accordance with section 5 of the Legislative, Executive, and Judicial Appropriation Act, approved July 16, 1914 (*U.S.C., title 5, sec. 78*), it is estimated that there will be required \$400 for the motor-propelled passenger-carrying vehicles for the Naval Home.

For expenses of the Naval Home, Philadelphia, Pennsylvania, as authorized in the annual Naval Act, to be paid from the interest on the Navy pension fund (detailed estimate above) (*U.S.C., title 24, sec. 6; act Mar. 1, 1869, 15 Stat., p. 277*).

Estimate 1935, **\$173,833**Appropriated 1934, **\$166,048**

By objects	Obligations		
	Estimate, 1935	Estimate, 1934	Actual, 1933
14 Maintenance and operation of shore stations.....	\$184,450	\$167,587	\$174,575
Deduct legislative reductions.....	10,617	13,587	10,656
Total obligations.....	173,833	154,000	163,919
Estimated savings and unobligated balances.....		12,048	21,081
Total estimate or appropriation.....	173,833	166,048	185,000
BY PROJECTS			
1. Personal services.....	85,925	82,352	83,287
2. Employment of beneficiaries.....	8,200	8,235	7,570
4. Pocket money for nonpensioners.....	2,040	600	467
4. Music in chapel.....	450	450	367
5. Entertainments (motion pictures).....	550	550	548
6. Dental work for beneficiaries.....	1,200	1,200	1,111
7. Spectacles for beneficiaries.....	200	200	195
8. Supplies for grounds; dining room; stationery, etc.....	3,625	3,600	7,135
9. Material for upkeep of grounds and buildings.....	5,105	5,055	6,784
10. Transportation of destitute and sick and insane beneficiaries.....	1,400	1,400	634
11. Heat, light, power, water.....	10,555	5,295	13,606
12. Repairs and alterations.....			6,984
13. Special and miscellaneous current expenses (upkeep of cemetery plot, burial expenses, and headstones).....	2,350	2,350	1,023
14. Food, clothing, and tobacco for beneficiaries.....	62,850	56,300	44,864
Total.....	184,450	167,587	174,575

Total, Bureau of Navigation, general fund:

Estimate 1935, **\$4,426,197**Appropriated 1934, **\$5,317,909**

Special fund:

Navy Fines and Forfeitures—

Indefinite appropriation of the receipts from fines and forfeitures imposed by naval courts-martial, applicable for payment for transportation of discharged prisoners to their homes, the balance not required for such payment to be transferred to the naval hospital fund (*U. S. C., title 34, sec. 962*).

Estimate 1935, **\$30,000**Appropriated 1934, **\$37,000**

By objects	Obligations		
	Estimate, 1935	Estimate, 1934	Actual, 1933
06 Travel expenses (discharged prisoners).....	\$28,000	\$28,000	\$31,287
16 Miscellaneous operating charges (remission of fines).....	2,000	2,000	5,144
Total obligations.....	30,000	30,000	36,431
Estimated savings and unobligated balances.....		7,000	3,569
Total estimate or appropriation.....	30,000	37,000	40,000

Total, Bureau of Navigation, general and special funds:

Estimate 1935, **\$4,456,197**Appropriated 1934, **\$5,354,909**

BUREAU OF ENGINEERING

Engineering, Bureau of Engineering—

For repairs, preservation, and renewal of machinery, auxiliary machinery, and boilers of naval vessels, yard craft, and ships' boats, distilling and refrigerating apparatus; repairs, preservation, and renewals of electric interior and exterior signal communications and all electrical appliances of whatsoever nature on board naval vessels, except range finders, battle order and range transmitters and indicators, and motors and their controlling apparatus used to operate machinery belonging to other bureaus; searchlights and fire-control equipments for antiaircraft defense at shore stations; maintenance and operation of coast signal service; equipage, supplies, and materials under the cognizance of the bureau required for the maintenance and operation of naval vessels, yard craft, and ships' boats; purchase, installation, repair, and preservation of machinery, tools, and appliances in navy yards and stations, accident prevention, pay of classified field force under the bureau; incidental expenses for naval vessels, navy yards, and stations, inspectors' offices, the engineering experiment station, such as photographing, technical books and periodicals, stationery, and instruments; services, instruments, machines and auxiliaries, apparatus, and supplies, and technical books and periodicals necessary to carry on experimental and research work; maintenance and equipment of buildings and grounds at the engineering experiment station, Annapolis, Maryland; payment of part time or intermittent employment in the District of Columbia or elsewhere of such scientists and technicians as may be contracted for by the Secretary of the Navy, in his discretion, at a rate of pay not exceeding \$20 per diem for any person so employed; in all, **[\$17,945,950]** \$15,542,000 [of which \$250,000 shall be available exclusively for the procurement and installation of new tools and machinery for shops under the cognizance of the Bureaus of Engineering and Construction and Repair, and \$540,000 shall be available exclusively to complete the purchase of certain inventions pertaining to radio control as covered by the purchase agreement entered into by the Navy Department on July 30, 1932, in pursuance of the authority vested in the Secretary of the Navy by the Naval Appropriation Act for the fiscal year 1933]: *Provided*, That the sum to be paid out of this appropriation for employees assigned to Group IV (b) and those performing similar services carried under native and alien schedules in the Schedule of Wages for Civil Employees in the Field Service of the Navy Department shall not exceed **[\$1,796,000]** \$1,575,000 (*U.S.C., title 5, sec. 429; act Mar. 3, 1933, 47 Stat., p. 1527*).

Annual appropriation, general fund:

Estimate 1935, **\$15,542,000**Appropriated 1934, **\$17,945,950**

By objects	Obligations		
	Estimate, 1935	Estimate, 1934	Actual, 1933
01 Personal services (not included in objects below).....	\$423,100	\$453,300	\$545,485
OTHER OBLIGATIONS			
Repairs and alterations:			
1291 Repairs to vessels.....	6,561,500	6,579,700	6,589,567
1292 Changes and alterations to vessels.....	1,020,000	1,039,000	1,218,662
1293 Repairs to ships' equipage.....	570,000	580,400	581,555
12 Total repairs and alterations.....	8,151,500	8,199,100	8,389,784
14 Maintenance and operation of shore stations.....	2,528,400	2,574,600	2,723,132
15 Maintenance and operation of the fleet.....	1,450,000	1,420,300	1,423,845
16 Miscellaneous operating charges.....	976,000	991,000	1,623,983
30 Equipage of naval vessels.....	725,000	737,900	764,005
32 Additions and improvements to shore stations.....	382,000	389,100	614,090
34 Reserve stores on hand.....	1,684,000	1,761,700	1,886,603
Total other obligations.....	7,745,400	7,877,600	9,035,658
Grand total obligations.....	16,320,000	16,530,000	17,970,927
Deduct legislative reductions.....	778,000	1,167,000	751,802
Net total obligations.....	15,542,000	15,363,000	17,219,125
Estimated savings and unobligated balances.....		2,582,950	810,875
Total estimate or appropriation.....	15,542,000	17,945,950	18,030,000
BY PROJECTS			
1. Inspection of naval material and naval machinery (personal services, not included in other projects).....	192,600	219,700	281,760
2. Repairs and alterations to ships:			
(a) Repairs to engines, boilers, and auxiliaries.....	6,561,500	6,579,700	6,589,567
(b) Alterations to engines, boilers, and auxiliaries.....	1,020,000	1,039,000	1,218,662
(c) Repairs and alterations to engineering equipment not an integral part of the ship.....	570,000	580,400	581,555
Total.....	8,151,500	8,199,100	8,389,784
3. Maintenance and operation of shore stations:			
(a) Industrial yards (including Group IV (b) employees).....	1,205,100	1,235,000	1,400,083
(b) Nonindustrial yards and stations (including Group IV (b) employees).....	563,800	582,800	663,861
(c) Radio traffic stations.....	774,800	769,000	704,122
(d) Radio direction finder stations.....	73,700	77,200	85,664
(e) Care and preservation of ships out of commission.....	141,500	144,200	133,127
Total.....	2,758,900	2,808,200	2,986,857
4. Maintenance and operation of ships:			
(a) Consumable supplies for ships in commission, such as lubricating oil, electric lamps, wiping rags, hand tools, etc.....	1,430,900	1,401,200	1,404,749
(b) Light, heat, and electric power for ships, not overhauling, while berthed at navy yards.....	19,100	19,100	19,096
Total.....	1,450,000	1,420,300	1,423,845
5. Miscellaneous operating expense:			
(a) Models, tests, and experiments.....	617,000	627,500	1,257,429
(b) Repairs to articles turned into store for future reissue and use.....	210,000	213,800	213,820
(c) Expenses of small craft in use in naval districts.....	70,000	71,600	71,627
(d) Other miscellaneous expense.....	79,000	81,100	81,107
Total.....	976,000	994,000	1,623,983

Engineering, Bureau of Engineering—Continued.

	Obligations		
	Estimate, 1935	Estimate, 1934	Actual, 1933
BY PROJECTS—Continued			
6. Replacement of ships' worn-out and obsolete equipment, such as radio apparatus, submarine main storage batteries, etc.....	\$725,000	\$737,900	\$764,005
7. Additions and improvements to shore stations:			
(a) Industrial yards.....	75,000	75,000	299,993
(b) Nonindustrial yards and stations.....	59,000	59,900	59,861
(c) Radio traffic stations.....	225,000	230,800	230,790
(d) Radio direction finder stations.....	23,000	23,400	23,446
Total.....	382,000	389,100	614,090
8. Procurement of special engineering materials in advance for installation during overhaul of ships:			
(a) Purchase.....	1,117,200	1,168,700	1,198,557
(b) Manufacture.....	566,800	593,000	688,046
Total.....	1,684,000	1,761,700	1,886,603
Grand total.....	16,320,000	16,530,000	17,970,927

National Industrial Recovery, Bureau of Engineering—

By objects	Obligations		
	Estimate, 1935	Estimate, 1934	Actual, 1933
32 Additions and improvements to shore stations.....		\$712,500	
Received by transfer from Federal Emergency Administration of Public Works.....		—712,500	
Total estimate or appropriation.....			
BY PROJECTS			
1. Modernize 80-kilowatt tube-type radio transmitter at naval radio station, Chollas Heights, Calif.....		15,000	
2. Procure and install 300-kilowatt low-frequency transmitter, etc., at naval radio station, Summit, Canal Zone.....		191,000	
3. Procure and install radio remote control system between Navy Department and Annapolis, Md., radio stations.....		10,000	
4. Relocate naval radio station, Pearl Harbor, Hawaii, and procure and install various items of equipment.....		153,000	
5. Procure and install 500-kilowatt low-frequency transmitter, etc., at naval radio station, Annapolis, Md.....		332,000	
6. Procure and install minor equipment and appurtenances at naval radio direction finder station, Sandy Hook, N.J.....		3,500	
7. Modify Model T.A.L. radio transmitters at five naval radio stations.....		8,000	
Total.....		712,500	

National Industrial Recovery, Navy Department—
Bureaus of Construction and Repair and Engineering, Secretary's Office, 1933–35.

By objects	Obligations		
	Estimate, 1935	Estimate, 1934	Actual, 1933
1292 Alterations to vessels (machine tools and shop equipment).....		\$498,780	
32 Additions and improvements to shore stations (machine tools and shop equipment).....		1,401,220	
Total obligations.....		1,900,000	
Received by transfer from Federal Emergency Administration of Public Works.....		—1,900,000	
Total estimate or appropriation.....			

BUREAU OF CONSTRUCTION AND REPAIR

Construction and Repair, Bureau of Construction and Repair—

For preservation and completion of vessels on the stocks and in ordinary; purchase of materials and stores of all kinds; steam steerers, steam capstans, steam windlasses, and all other auxiliaries; labor in navy yards and on foreign stations; accident prevention; purchase of machinery and tools for use in shops; carrying on work of experimental model tank and wind tunnel; designing naval vessels; construction and repair of yard craft, lighters, and barges; wear, tear, and repair of vessels afloat; general care and protection of the Navy in the line of construction and repair; incidental expenses for vessels and navy yards, inspectors' offices, such as photographing, books, professional magazines, plans, stationery, and instruments for drafting room, and for pay of classified field force under the bureau; services, instruments and apparatus, supplies, and technical books and periodicals necessary to carry on experimental and research work; for payment of part time or intermittent employment in the District of Columbia, or elsewhere, of such scientists and technicians as may be contracted for by the Secretary of the Navy, in his discretion, at a rate of pay not exceeding \$20 per diem for any person so employed; for the difference between inactive and active duty pay and allowances of members of the Fleet Naval Reserve transferred thereto after twenty years' naval service who may be employed as shipkeepers under the cognizance of the Bureau of Construction and Repair; for hemp, wire, iron, and other materials for the manufacture of cordage, anchors, cables, galleys, and chains; specifications for purchase thereof shall be so prepared as shall give fair and free competition; canvas for the manufacture of sails, awnings, hammocks, and other work; interior appliances and tools for manufacturing purposes in navy yards and naval stations; and for the purchase of all other articles or equipage at home and abroad; and for the payment of labor in equipping vessels therewith and manufacture of such articles in the several navy yards; naval signals and apparatus, other than electric, namely, signals, lights, lanterns, running lights, and lamps and their appendages for general use on board ship for illuminating purposes; and oil and candles used in connection therewith; bunting and other material for making and repairing flags of all kinds; for all permanent galley fittings and equipage; rugs, carpets, curtains, and hangings on board naval vessels. **[\$15,434,800]** **\$13,662,200** [of which \$250,000 shall be available exclusively for the procurement and installation of new tools and machinery for shops under the cognizance of the Bureaus of Construction and Repair and Engineering]: *Provided*, That the sum to be paid out of this appropriation for employees assigned to Group IV (b) and those performing similar services carried under native and alien schedules in the Schedules of Wages for Civil Employees in the Field Service of the Navy Department shall not exceed **[\$2,115,000]** **\$1,730,000** (U.S.C., title 5, sec. 429; act Mar. 3, 1933, 47 Stat., pp. 1527–1528).

Annual appropriation, general fund:

Estimate 1935, **\$13,662,200** Appropriated 1934, **\$15,434,800**

By objects	Obligations		
	Estimate, 1935	Estimate, 1934	Actual, 1933
01 Personal services (not included in objects below).....	\$165,260	\$188,100	\$292,990
OBLIGATIONS			
Repairs and alterations:			
1291 Repairs to vessels.....	5,780,000	5,780,000	5,705,548
1292 Changes and alterations to vessels.....	670,240	670,000	1,208,760
1293 Repairs to ships' equipage.....	530,000	530,000	542,627
12 Total repairs and alterations.....	6,980,240	6,980,000	7,456,935
14 Maintenance and operation of shore stations.....	2,380,000	2,424,300	2,626,719
15 Maintenance and operation of the fleet.....	2,255,000	2,188,100	2,094,700
16 Miscellaneous operating charges.....	1,165,000	1,165,000	1,083,792
30 Equipage of naval vessels.....	1,225,000	1,225,000	1,235,388
32 Additions and improvements to shore stations.....	170,000	170,000	385,189
Total other obligations.....	14,175,240	14,152,400	14,882,723
Grand total obligations.....	14,340,500	14,340,500	15,175,713
Deduct legislative reductions.....	678,300	1,017,500	788,120
Net total obligations.....	13,662,200	13,323,000	14,387,593
Estimated savings and unobligated balances.....		2,111,800	1,433,407
Total estimate or appropriation.....	13,662,200	15,434,800	15,821,000

Construction and Repair, Bureau of Construction and Repair—Continued.

By projects	Obligations		
	Estimate, 1935	Estimate, 1934	Actual, 1933
1. Outside inspection offices (labor and material).....	\$165,260	\$188,100	\$292,990
2. Repairs and alterations to vessels:			
(a) Repairs to hulls of vessels.....	5,780,000	5,780,000	5,705,548
(b) Changes and alterations to vessels.....	670,240	670,000	1,208,760
(c) Repairs to equipment not an integral part of a ship.....	530,000	530,000	542,627
Total.....	6,980,240	6,980,000	7,456,935
3. Maintenance and operation of shore stations:			
(a) Maintenance of floating equipment.....	580,000	580,000	667,669
(b) Clerical and technical (labor and material).....	1,520,000	1,564,300	1,676,225
(c) Maintenance of ships out of commission.....	280,000	280,000	282,825
Total.....	2,380,000	2,424,300	2,626,719
4. Maintenance and operation of the fleet:			
(a) Consumable supplies for seagoing vessels.....	2,150,000	2,083,100	1,994,625
(b) Consumable supplies for district vessels.....	105,000	105,000	100,075
Total.....	2,255,000	2,188,100	2,094,700
5. Miscellaneous operating charges:			
(a) Repairs to material in store.....	110,000	110,000	121,645
(b) Maintenance of district floating property.....	130,000	130,000	141,975
(c) Experimental investigations and tests.....	365,000	365,000	365,191
(d) Outfits for recruits and miscellaneous expenses.....	460,000	460,000	467,372
(e) Salvage services.....	100,000	100,000	3,848
Subtotal.....	1,165,000	1,165,000	1,100,031
Credit: A.P.A. material and under-absorbed.....			-16,239
Total.....	1,165,000	1,165,000	1,083,792
6. Equipage for naval vessels:			
(a) Replacement of worn out equipment on seagoing vessels.....	1,200,000	1,200,000	1,207,502
(b) Replacement of worn out equipment on district vessels.....	25,000	25,000	27,886
Total.....	1,225,000	1,225,000	1,235,388
7. Additions and improvements to shore stations:			
(a) Machine tool replacement program.....			250,000
(b) Small boats for shore stations.....	70,000	70,000	13,938
(c) Jigs, dies, and special small tools.....	100,000	100,000	101,737
(d) New district craft.....			19,514
Total.....	170,000	170,000	385,189
Grand total.....	14,340,500	14,340,500	15,175,713

BUREAU OF ORDNANCE

Ordnance and Ordnance Stores, Bureau of Ordnance—

For procuring, producing, preserving, and handling ordnance material, for the armament of ships; for the purchase and manufacture of torpedoes and appliances; for the purchase and manufacture of smokeless powder; for fuel, material, and labor to be used in the general work under the cognizance of the Bureau of Ordnance; for furniture at naval ammunition depots, torpedo stations, naval ordnance plants, and proving grounds; for technical books; plant appliances as now defined by the "Navy Classification of Accounts"; for machinery and machine tools; for accident prevention; for experimental work in connection with the development of ordnance material for the Navy; for maintenance of proving grounds, powder factory, torpedo stations, gun factory, ammunition depots, and naval ordnance plants, and for target practice; not to exceed \$15,000 for minor improvements to buildings, grounds, and appurtenances of a character which can be performed by regular

station labor; for payment of part time or intermittent employment in the District of Columbia, or elsewhere, of such scientists and technicians as may be contracted for by the Secretary of the Navy in his discretion at a rate of pay not exceeding \$20 per diem for any person so employed; for the maintenance, repair, and operation of horse-drawn and motor-propelled freight and passenger-carrying vehicles, to be used only for official purposes at naval ammunition depots, naval proving grounds, naval ordnance plants, and naval torpedo stations; for the pay of chemists, clerical, drafting, inspection, and messenger service in navy yards, naval stations, naval ordnance plants, and naval ammunition depots, and for care and operation of schools at ordnance stations at Indianhead, Maryland, Dahlgren, Virginia, and South Charleston, West Virginia, **[\$10,849,750] \$10,545,600: Provided,** That the sum to be paid out of this appropriation for employees assigned to Group IV (b) and those performing similar services carried under native and alien schedules in the Schedule of Wages for Civil Employees in the Field Service of the Navy Department shall not exceed **\$1,262,500 (U.S.C., title 5, sec. 429; act Mar. 3, 1933, 47 Stat., pp. 1528-1529).**

Annual appropriation, general fund:

Estimate 1935, **\$10,545,600**

Appropriated 1934, **\$10,849,750**

By objects	Obligations		
	Estimate, 1935	Estimate, 1934	Actual, 1933
12 Repairs to ships' equipage.....	\$786,000	\$629,000	\$571,710
14 Maintenance and operation of shore stations.....	3,889,400	3,889,400	3,894,227
15 Maintenance and operation of the fleet.....	145,000	145,000	143,353
16 Miscellaneous operating charges.....	2,553,075	1,878,300	2,125,330
30 Equipage of naval vessels.....	5,000	5,000	6,075
32 Additions and improvements to shore stations.....			46,812
34 Reserve stores on hand (equipage, ammunition, etc., for issue to ships).....	3,621,525	2,704,200	4,446,418
Grand total obligations.....	11,000,000	9,250,900	11,233,925
Deduct legislative reductions.....	454,400	681,600	707,638
Net total obligations.....	10,545,600	8,569,300	10,526,287
Estimated savings and unobligated balances.....		2,280,450	744,713
Total estimate or appropriation.....	10,545,600	10,849,750	11,271,000
BY PROJECTS			
1. Repairs to ships' equipage at navy yards.....	766,000	609,000	551,288
2. Maintenance and upkeep of ordnance on ships in commission (consumable supplies, etc.).....	170,000	170,000	169,850
3. Maintenance and upkeep of ordnance on ships out of commission (preservation).....	39,000	39,000	38,951
4. Proof, tests, and experiments.....	275,000	275,000	277,947
5. Targets and target gear (manufacture and repair of).....	276,625	280,000	257,803
6. Outside inspection force and miscellaneous operating charges.....	108,000	108,000	108,671
7. Repairs and alterations to ordnance material (relining guns, overhaul of ammunition, torpedoes, and other ordnance material).....	1,893,450	1,215,300	1,480,909
8. Purchase and manufacture of ordnance material (powder, ammunition, bombs, projectiles, etc.).....	3,621,525	2,704,200	4,446,418
9. Maintenance and upkeep of ordnance activities at shore stations (buildings, grounds, utilities, etc.).....	3,850,400	3,850,400	3,855,276
10. Additions and improvements to ordnance facilities at shore stations (machinery, tools, etc.).....			46,812
Total.....	11,000,000	9,250,900	11,233,925

Statement of passenger-carrying vehicles in service at ordnance stations, July 1, 1933, for officials and employees

Naval ammunition depot, Hingham, Mass.....	1 automobile.
Naval ammunition depot, Lake Denmark, N.J.....	1 automobile.
Naval ammunition depot, Hawthorne, Nev.....	2 automobiles.
Naval torpedo station, Keyport, Wash.....	1 automobile.
Naval mine depot, Yorktown, Va.....	1 automobile.
Naval powder factory, Indianhead, Md.....	1 automobile.
Naval proving ground, Dahlgren, Va.....	2 automobiles.

Estimate for maintenance, repair, and operation, \$2,790.

Ordnance and Ordnance Stores, Bureau of Ordnance—Continued.

By objects	Obligations		
	Estimate, 1935	Estimate, 1934	Actual, 1933
32 Additions and improvements to shore stations		\$330, 225	
Received by transfer from Federal Emergency Administration of Public Works		-330, 225	
BY PROJECTS			
1. Machine tools and shop equipment for rehabilitating the repair and construction facilities of the Naval Gun Factory, Washington, D.C.		255, 265	
2. Machine tools and shop equipment for rehabilitating the repair and construction facilities of the Naval Torpedo Station, Newport, R.I.		74, 960	
Total		330, 225	

BUREAU OF SUPPLIES AND ACCOUNTS

PAY, SUBSISTENCE, AND TRANSPORTATION OF NAVAL PERSONNEL

Pay, Subsistence, and Transportation, Navy—

Pay of naval personnel: For pay and allowances prescribed by law of officers on sea duty and other duty, and officers on waiting orders (not to exceed nine hundred and eight officers of the Medical Corps, one hundred and eighty-six officers of the Dental Corps, five hundred and fifty-six officers of the Supply Corps, eighty-three officers of the Chaplain Corps, two hundred and thirty-three officers of the Construction Corps, one hundred and nine officers of the Civil Engineer Corps, and one thousand four hundred and sixty-one warrant and commissioned warrant officers: *Provided*, That if the number of warrant and commissioned warrant officers and officers in any staff corps holding commission on July 1, [1933] 1934, is in excess of the number herein stipulated, such excess officers may be retained in the Navy until the number is reduced to the limitations imposed by this Act), pay—[\$27,786,490] \$28,894,077, including not to exceed \$1,289,770 (none of which shall be available for increased pay for making aerial flights by more than eight non-flying officers or observers, to be selected by the Secretary of the Navy) for increased pay for making aerial flights; rental allowance, [\$5,501,197] \$5,622,085; subsistence allowance, [\$3,288,744] \$3,536,072; in all, [\$36,576,431] \$38,059,234; officers on the retired list, [\$5,583,000] \$6,003,774; for hire of quarters for officers serving with troops where there are no public quarters belonging to the Government, and where there are not sufficient quarters possessed by the United States to accommodate them, and hire of quarters for officers and enlisted men on sea duty at such times as they may be deprived of their quarters on board ship due to repairs or other conditions which may render them uninhabitable, \$3,000; pay of enlisted men on the retired list, [\$5,501,162] \$4,631,886; interest on deposits by men, \$3,000; pay of petty officers (not to exceed an average of six thousand seven hundred and sixty chief petty officers, of which number those with a permanent appointment as chief petty officer shall not exceed an average of five thousand nine hundred and ten), seamen, landsmen, and apprentice seamen, including men in the engineer's force and men detailed for duty with the Fish Commission, enlisted men, men in trade schools, pay of enlisted men of the Hospital Corps, extra pay for men for diving, and cash prizes (not to exceed [\$71,500] \$75,000) for men for excellence in gunnery, target practice, and engineering competitions, [\$65,900,806] \$61,216,603, and, in addition, the Secretary of the Treasury is authorized and directed upon request of the Secretary of the Navy, to make transfers during the fiscal year [1934] 1935 from the clothing and small stores fund to this appropriation of sums aggregating not to exceed [\$1,750,000] \$2,000,000; outfits for all enlisted men and apprentice seamen of the Navy on first enlistment, civilian clothing not to exceed \$15 per man to men given discharges for bad conduct or undesirability or inaptitude, reimbursement in kind of clothing to persons in the Navy for losses in cases of marine or aircraft disasters or in the operation of water or air borne craft, and the authorized issue of clothing and equipment to the members of the Nurse Corps, [\$678,921] \$1,201,918; pay of enlisted men undergoing sentence of court-martial, [\$128,800] \$57,960, and as many machinists as the President may from time to time deem necessary to appoint; pay and allowances of the Nurse Corps, including assistant superintendents, directors and assistant directors—pay [\$581,120] \$439,272, rental allowance [\$30,240] \$15,552, subsistence allow-

ance [\$16,702] \$14,191; pay retired list [\$42,200] \$121,361; in all, [\$670,262] \$590,376; rent of quarters for members of the Nurse Corps; pay and allowances of transferred and assigned men of the Fleet Naval Reserve, [\$10,871,819] \$10,573,590; reimbursement for losses of property as provided in the Act approved October 6, 1917 (U. S. C., title 34, secs. 981, 982), as amended by the Act of March 3, 1927 (U. S. C., Supp. [V.] VI, title 34, sec. 983), \$5,000; payment of six months' death gratuity, [\$150,000] \$90,000; in all, [\$126,072,201] \$122,436,341, and no part of such sum shall be available to pay active duty pay and allowances to officers in excess of four on the retired list, except retired officers temporarily ordered to active duty as members of retiring and selection boards, as authorized by law: *Provided*, That during the fiscal year ending June 30, [1934] 1935, no officer of the Navy shall be entitled to receive an addition to his pay in consequence of the provisions of the Act approved May 13, 1908 (U.S.C., title 34 sec. 867): *Provided further*, That, except for messes temporarily set up on shore for officers attached to seagoing vessels, to aviation units based on seagoing vessels, and to landing forces and expeditions, no appropriation contained in this Act shall be available for the pay, allowances, or other expenses of any enlisted man or civil employee performing service in the residence or quarters of an officer or officers [on] assigned to shore duty as a cook, waiter, or other work of a character performed by a household servant, but nothing herein shall be construed as preventing the voluntary employment in any such capacity of a retired enlisted man or a transferred member of the Fleet Naval Reserve without additional expense to the Government, nor the sale of meals to officers by general messes on shore as regulated by detailed instructions from the Navy Department;

Subsistence of naval personnel: For provisions and commuted rations for enlisted men of the Navy, which commuted rations may be paid to caterers of messes in case of death or desertion, upon orders of the commanding officers, at 50 cents per diem, and midshipmen at 75 cents per diem, and commuted rations stopped on account of sick in hospital and credited at the rate of 66 cents per ration to the naval hospital fund; subsistence of men unavoidably detained or absent from vessels to which attached under orders (during which subsistence rations to be stopped on board ship and no credit for commutation therefor to be given); quarters and subsistence of men on detached duty; subsistence of members of the Naval Reserve during period of active service; subsistence in kind at hospitals and on board ship in lieu of subsistence allowance of female nurses and Navy and Marine Corps general courts-martial prisoners undergoing imprisonment with sentences of dishonorable discharge from the service at the expiration of such confinement; in all, [\$13,474,702] \$13,408,072;

Transportation and recruiting of naval personnel: For mileage and actual and necessary expenses and per diem in lieu of subsistence as authorized by law to officers of the Navy while traveling under orders, including not to exceed \$2,000 for the expenses of attendance at home and abroad, upon meetings of technical, professional, scientific, and other similar organizations, when, in the judgment of the Secretary of the Navy, such attendance would be of benefit in the conduct of the work of the Navy Department; for mileage, at 5 cents per mile, to midshipmen, entering the Naval Academy while proceeding from their homes to the Naval Academy for examination and appointment as midshipmen, and not more than \$2,500 shall be available for transportation of midshipmen, including reimbursement of traveling expenses while traveling under orders after appointment as midshipmen; for actual traveling expenses of female nurses; for travel allowance or for transportation and subsistence as authorized by law of enlisted men upon discharge; transportation of enlisted men and apprentice seamen and applicants for enlistment at home and abroad, with subsistence and transfers en route, or cash in lieu thereof; transportation to their home, if residents of the United States, of enlisted men and apprentice seamen discharged on medical survey, with subsistence and transfers en route, or cash in lieu thereof; transportation of sick or insane enlisted men and apprentice seamen and insane supernumerary patients to hospitals, with subsistence and transfers en route, or cash in lieu thereof; apprehension and delivery of deserters and stragglers, and for railway guides and other expenses incident to transportation; expenses of recruiting for the naval service; rent of rendezvous and expenses of maintaining the same; advertising for and obtaining men and apprentice seamen; actual and necessary expenses in lieu of mileage to officers on duty with traveling recruiting parties; transportation of dependents of officers and enlisted men, [(not to exceed \$450,000)] \$550,000; expenses of funeral escorts of naval personnel; actual expenses of officers and midshipmen while on shore-patrol duty, including the hire of automobiles when necessary for the use of shore-patrol detachments; in all, [\$3,430,547] \$4,245,140 [and not more than \$744,794 of such sum shall be available for travel by officers, midshipmen, and female nurses, of which latter sum \$150,000, or so

much thereof as may be necessary, shall be available for travel by officers on inspection duty];

In all, for pay, subsistence, and transportation of naval personnel, **\$142,977,450** *\$140,089,553*, of which sum \$1,000,000 shall be immediately available, and the money herein specifically appropriated, or transferred from the clothing and small stores' fund to this appropriation as herein authorized, for "Pay, subsistence, and transportation of naval personnel," shall be disbursed and accounted for in accordance with existing law and shall constitute one fund: *Provided*, That additional commissioned, warranted, appointed, enlisted, and civilian personnel of the Medical Department of the Navy, required for the care of patients of the United States Veterans' Administration in naval hospitals, may be employed in addition to the numbers appropriated for in this Act: *Provided further*, That no part of this appropriation shall be available for the pay of any midshipmen whose admission subsequent to January 30, **[1933]** *1934*, would result in exceeding at any time an allowance of three midshipmen for each Senator, Representative, and Delegate in Congress; of one midshipman for Puerto Rico, a native of the island, appointed on nomination of the governor, and of three midshipmen from Puerto Rico, appointed on nomination of the Resident Commissioner; and of two midshipmen for the District of Columbia: *Provided further*, That nothing herein shall be construed to repeal or modify in any way existing laws relative to the appointment of midshipmen at large, from the enlisted personnel of the naval service, or from the Naval Reserve: *Provided further*, That no part of this appropriation shall be available for the pay of any midshipman appointed from enlisted men of the Navy for admission to the Naval Academy in the class entering in the calendar year **[1934]** *1935* who has not served aboard a vessel of the Navy in full commission for at least nine months prior to such admission (*U.S.C., title 34, secs. 981, 982; U.S.C., Supp. VI, title 34, sec. 983; act Mar. 3, 1933, 47 Stat., pp. 1529-1532*).

Estimate 1935, **\$140,089,553** Appropriated 1934, **\$142,977,450**

By objects	Obligations		
	Estimate, 1935	Estimate, 1934	Actual, 1933
06 Travel expenses.....	\$4, 104, 340	\$4, 340, 923	\$3, 451, 451
09 Advertising and publication of notices.....	2, 000	1, 800	
14 Maintenance and operation of shore stations.....	29, 654, 158	27, 791, 391	31, 255, 183
15 Maintenance and operation of the fleet.....	87, 017, 487	83, 419, 178	85, 147, 209
16 Miscellaneous operating charges.....	23, 160, 357	21, 561, 035	22, 716, 245
21 Retirement pay.....	11, 952, 245	10, 763, 962	9, 951, 950
Total.....	155, 890, 587	147, 878, 289	152, 522, 038
Received by transfer from:			
"Pay, miscellaneous".....			-15, 000
"Clothing and small stores fund".....	-2, 000, 000		-1, 000, 000
Deduct amount received from "Administration, medical, hospital, and domiciliary services," U. S. Veterans' Administration.....			-2, 323, 104
Deduct legislative reductions.....	-13, 801, 034	-18, 196, 105	-7, 054, 020
Deduct pay and allowances of medical officers assigned to duty with the civilian conservation corps.....		-716, 174	
Deduct amount of administrative reductions in rental and subsistence allowances.....		-370, 907	
Deduct amount for automatic promotions and withholding longevity increases.....		-1, 297, 051	-158, 000
Net total obligations.....	140, 089, 553	127, 298, 052	141, 971, 914
Estimated savings and unobligated balances.....		15, 679, 398	7, 905, 917
Total estimate or appropriation.....	140, 089, 553	142, 977, 450	149, 877, 831
By PROJECTS			
Pay:			
P-1. Pay and allowances, officers, active.....	29, 494, 290	29, 593, 171	29, 254, 729
(a) Pay officers, active.....			
(b) Pay officers, additional for aviation duty.....	1, 289, 770	1, 289, 330	1, 152, 120
(c) Pay officers, additional for submarine duty.....	177, 770	179, 640	165, 295
Total pay officers, active.....	30, 961, 830	31, 062, 141	30, 572, 144
(d) Pay, midshipmen.....	1, 142, 700	1, 268, 280	1, 347, 348
Total pay officers and midshipmen.....	32, 104, 530	32, 330, 421	31, 919, 492
(e) Rental allowance.....	6, 254, 539	5, 593, 678	5, 828, 262
(f) Subsistence allowance.....	3, 928, 969	3, 355, 387	3, 408, 209
Total pay and allowances.....	42, 288, 038	41, 279, 486	41, 155, 963
P-2. Pay of officers, retired.....	6, 670, 860	6, 088, 800	6, 014, 115
P-3. Hire of quarters.....	3, 000	3, 000	3, 796

Pay, Subsistence, and Transportation, Navy—Continued.

	Obligations		
	Estimate, 1935	Estimate, 1934	Actual, 1933
BY PROJECTS—Continued			
P-4. Pay of enlisted men, retired.....	\$5, 146, 540	\$4, 546, 162	\$3, 893, 982
P-5. Extra pay on reenlistment.....			2, 498, 919
P-6. Interest on deposits.....	3, 000	3, 000	1, 412
P-7. Pay of enlisted men, active: Pay.....	68, 320, 964	65, 132, 285	68, 269, 697
Additional for.....			
Gunnery and engineering prizes.....	75, 000	71, 500	64, 071
Discharge gratuities.....	49, 575	49, 725	8, 217
Aviation duty.....	1, 136, 730	1, 066, 548	1, 048, 312
Submarine duty.....	549, 780	520, 051	523, 740
Diving duty.....	94, 780	96, 487	96, 487
Total pay of men.....	70, 226, 829	66, 936, 596	70, 010, 524
P-8. Outfits on first enlistment.....	1, 201, 918	844, 537	523, 255
P-9. Pay of prisoners.....	64, 400	64, 400	59, 202
P-10. Pay and allowances, Nurse Corps—			
(a) Active.....			
Pay.....	488, 080	543, 765	656, 032
Rental allowance.....	17, 280	30, 812	31, 968
Subsistence allowance.....	15, 768	17, 030	16, 702
Total.....	521, 128	591, 609	704, 702
(d) Retired pay.....	134, 845	129, 000	43, 855
Total.....	655, 973	720, 607	748, 557
P-12. Pay and allowances, transferred and assigned members, Naval Reserve.....	11, 742, 147	10, 548, 550	9, 609, 958
P-13. Losses of property.....	5, 000	5, 000	1, 441
P-14. 6 months' death gratuity.....	100, 000	100, 000	182, 222
Total, pay.....	138, 107, 705	131, 140, 138	134, 703, 346
Subsistence:			
S-1. Subsistence of enlisted men in kind, including commuted rations.....	10, 630, 385	10, 140, 983	10, 943, 456
S-2. Subsistence of midshipmen.....	401, 044	445, 117	436, 386
S-3. Subsistence of general courtmartial prisoners.....	51, 100	45, 260	38, 600
S-4. Subsistence of nurses in hospitals.....	54, 925	83, 592	104, 588
S-5. Subsistence of sick men in hospitals.....	403, 508	361, 350	450, 091
S-6. Subsistence and quarters of men on detached duty.....	1, 296, 699	1, 500, 000	1, 462, 125
S-7. Subsistence of men detained from vessel or station on duty.....	110, 814	96, 360	97, 019
S-8. Losses of and ice for preserving provisions.....	261, 161	260, 000	256, 689
S-9. Subsistence of hospital corpsmen.....	328, 106	341, 726	499, 788
Total, subsistence.....	13, 537, 742	13, 274, 388	14, 288, 742
Transportation:			
T-1. Mileage and transportation officers, midshipmen, and nurses.....	849, 740	744, 794	570, 766
T-2. Travel allowance, enlisted men on discharge.....	1, 494, 066	1, 359, 772	1, 801, 670
T-3. Transportation, enlisted men on duty and applicants, including men discharged on medical survey, sick and insane, cost of railway guides, and of apprehending deserters.....	1, 210, 534	786, 557	631, 514
T-4. Expenses of recruiting, including recruiting officers and advertising for men.....	92, 300	66, 600	32, 000
T-5. Rental and maintenance of recruiting offices.....	28, 500	41, 040	29, 000
T-6. Transportation of dependents of officers, nurses, and men.....	550, 000	450, 000	450, 000
T-7. Expenses of officers on shore patrol duty.....	20, 000	15, 000	15, 000
Total, transportation.....	4, 245, 140	3, 463, 763	3, 529, 950
Total, pay, subsistence, and transportation, Navy.....	155, 890, 587	147, 878, 289	152, 522, 038
Deduct amount transferred from—			
"Pay, miscellaneous".....			-15, 000
"Clothing and small-stores fund".....	-2, 000, 000		-1, 000, 000
Deduct amount received from "Administration, medical, hospital, and domiciliary services," U. S. Veterans' Administration.....			-2, 323, 104
Deduct legislative reductions.....	-13, 801, 034	-18, 196, 105	-7, 054, 020
Deduct amount of pay and allowances of medical officers assigned to duty with the Civilian Conservation Corps.....		-716, 174	
Deduct amount of administrative reductions in rental and subsistence allowances.....		-370, 907	
Deduct amount for automatic promotions and withholding longevity increases.....		-1, 297, 051	-158, 000
Net total obligations.....	140, 089, 553	127, 298, 052	141, 971, 914

MAINTENANCE, BUREAU OF SUPPLIES AND ACCOUNTS

Maintenance, Bureau of Supplies and Accounts—

For equipage, supplies, and services under the cognizance of the Bureau of Supplies and Accounts, including stationery for commanding, executive, communication, and navigating officers of ships, boards and courts on ships, and chaplains; commissions, interest, and exchange; ferriage and bridge tolls, including street-car fares; rent of buildings and offices not in navy yards except for use of naval attachés and recruiting officers; accident prevention; services of civilian employees under the cognizance of the Bureau of Supplies and Accounts; freight, express, and parcel-post charges, including transportation of funds and cost of insurance on shipments of money when necessary, and ice for cooling drinking water on shore (except at naval hospitals and shops at industrial navy yards), pertaining to the Navy Department and Naval Establishment, **[\$8,982,683] \$7,559,000: Provided**, That no part of this or any other appropriation contained in this Act shall be available for or on account of the supply or replacement of table linen, dishes, glassware, silverware, and/or kitchen utensils for use in the residences or quarters of officers on shore: *Provided further*, That no appropriation contained in this Act shall be available for any expense for or incident to the transportation of privately owned automobiles except on account of the return to the United States of such privately owned automobiles as may have been transported to points outside of the continental limits of the United States at public expense prior to July 1, 1932: *Provided further*, That the sum to be paid out of this appropriation for employees assigned to Group IV (b) and those performing similar services carried under native and alien schedules in the Schedule of Wages for Civil Employees in the Field Service of the Navy Department shall not exceed **[\$4,925,000] \$4,500,000: Provided further**, That, without deposit to the credit of the Treasurer of the United States and withdrawal on money requisitions, receipts of public moneys from sales or other sources by officers of the Navy and Marine Corps on disbursing duty and charged in their official accounts may be used by them as required for current expenditures, all necessary bookkeeping adjustments of appropriations, funds, and accounts to be made in the settlement of their disbursing accounts.

The clothing and small-stores fund shall be charged with the value of all issues of clothing and small stores made to enlisted men of the Naval Reserve and the uniform gratuity paid to officers of the Naval Reserve: *Provided*, That the cost of printing historical naval documents, including composition, clerical copying in the Navy Department, and other preparatory work shall be charged to the "Naval supply account fund" not to exceed \$10,000, and this fund shall be reimbursed from the receipts therefrom when copies are sold to the public by the Superintendent of Documents and from applicable appropriations when copies are issued to the several departments and establishments: *Provided further*, That the Superintendent of Documents is hereby authorized to sell copies to the public at the prorated cost, including composition, clerical work of copying in the Navy Department, and other work preparatory to printing without reference to the provisions of section 307 of the act approved June 30, 1932 (U.S.C., Supp. VI, title 44, sec. 72a); and that the "usual number" for congressional distribution, depository libraries, and international exchanges shall not be printed (act Mar. 3, 1933, 47 Stat., p. 1532).

Estimate 1935, **\$7,559,000**Appropriated 1934, **\$8,982,683**

By objects	Obligations		
	Estimate, 1935	Estimate, 1934	Actual, 1933
07 Transportation of things.....	\$1,450,000	\$1,345,000	\$1,338,000
12 Repairs to ships' equipage.....	30,000	30,000	28,500
14 Maintenance and operation of shore stations.....	5,735,875	5,491,275	7,200,000
15 Maintenance and operation of the fleet.....	360,000	350,000	335,000
16 Miscellaneous operating charges.....	320,000	300,000	307,538
30 Equipage of vessels.....	90,000	75,000	62,000
32 Additions and improvements to shore stations.....	35,000	30,000	30,000
Total.....	8,020,875	7,621,275	9,301,038
Received by transfer from appropriation "Pay, miscellaneous".....			-118,675
Deduct legislative reductions.....	-541,000	-785,000	-694,972
Total obligations.....	7,479,875	6,836,275	8,487,391
Transfer to Department of Agriculture: "Meat inspection, Bureau of Animal Industry".....	50,000	50,000	51,067
"Salaries and expenses, Bureau of Agricultural Economics": "Market inspection of farm products".....	29,000	25,600	28,131
"Market News Service".....	125	125	120
Net total obligations.....	7,559,000	6,912,000	8,566,709
Estimated savings and unobligated balances.....		2,070,683	850,791
Total estimate or appropriation.....	7,559,000	8,982,683	9,417,500

Maintenance, Bureau of Supplies and Accounts—Continued.

By projects	Obligations		
	Estimate, 1935	Estimate, 1934	Actual, 1933
1. Classified employees (group IVb) in supply, accounting, and disbursing offices at navy yards and stations.....	\$3,750,000	\$3,700,000	\$4,625,205
2. Miscellaneous labor (groups I, II, III, IVa) in supply, accounting, and disbursing offices at navy yards and stations.....	1,660,000	1,521,000	2,148,950
3. Materials and services other than personal (ashore).....	660,875	555,275	748,759
4. Transportation by common carrier and contract packing of household effects.....	530,000	425,000	429,044
5. Transportation by common carriers of equipage and supplies.....	920,000	920,000	909,165
6. Equipage and supplies for ships and miscellaneous activities.....	500,000	500,000	439,915
Total.....	8,020,875	7,621,275	9,301,038
Received by transfer from "Pay, miscellaneous".....			-118,675
Deduct legislative reductions.....	-541,000	-785,000	-694,972
Total obligations.....	7,479,875	6,836,275	8,487,391
Add amounts transferred to Department of Agriculture.....	79,125	75,725	79,318
Net total.....	7,559,000	6,912,000	8,566,709

National Industrial Recovery, Navy Department, Bureau of Supplies and Accounts—

(Acts June 16, 1933, 48 Stat., pp. 200-205; June 16, 1933, 48 Stat., p. 275.)

By objects	Obligations		
	Estimate, 1935	Estimate, 1934	Actual, 1933
14 Maintenance and operation of shore stations (equipment for rehabilitating the material handling facilities of the supply departments of Navy shore stations).....		\$205,662	
Received by transfer from Federal Emergency Administration of Public Works.....		-205,662	
Total estimate or appropriation.....			

EVACUATION OF HIGH EXPLOSIVES, NAVY

Evacuation of High Explosives, Navy—

Toward the handling and transportation of high explosives to the naval ammunition depot, Hawthorne, Nevada, and other points and expenses incident thereto, in accordance with the primary recommendations contained in House Document Numbered 199, Seventieth Congress, first session, as modified by the Second Deficiency Act, fiscal year 1928, approved May 29, 1928 (45 Stat., p. 908), the unexpended balance of the appropriation under this head for the fiscal year **[1933] 1934** is continued available during the fiscal year **[1934] 1935** (U.S.C., Supp. VI, title 50, sec. 83; acts May 29, 1928, 45 Stat., p. 908; Mar. 2, 1929, 45 Stat., p. 1464; Mar. 3, 1933, 47 Stat., p. 1532).

By objects	Obligations		
	Estimate, 1935	Estimate, 1934	Actual, 1933
07 Transportation of things (high explosives).....	\$20,000	\$15,000	\$62,856
16 Miscellaneous operating charges.....	10,000		28,049
Total obligations.....	30,000	15,000	90,905
1932 appropriation made available in 1933.....			-116,701
1933 appropriation made available for 1934.....		-100,796	+100,796
1934 appropriation made available for 1935.....	-85,796	-85,796	
Deduct legislative reductions.....			-1,878
Net total obligations.....	30,000	15,000	73,122
Estimated savings and unobligated balance.....	55,796		1,878
Total estimate or appropriation.....			75,000

FUEL AND TRANSPORTATION, BUREAU OF SUPPLIES AND ACCOUNTS

Fuel and Transportation, Bureau of Supplies and Accounts—

For coal and other fuel for submarine bases and steamers' and ships' use, including expenses of transportation, storage, and handling the same and the removal of fuel refuse from ships; maintenance and general operation of machinery of naval fuel depots and fuel plants; water for all purposes on board naval vessels, and ice for the cooling of water, including the expense of transportation and storage of both, **[\$6,459,575] \$6,633,658: Provided**, That fuel acquired other than by purchase shall not be issued without charging the applicable appropriation with the cost of such fuel at the rate current at the time of issue for fuel purchased: *Provided further*, That the President may direct the use, wholly or in part, of fuel on hand, however acquired, to be charged at the last issue rate for fuel acquired by purchase, when in his judgment, prices quoted for supplying fuel are excessive: *Provided further*, That no part of this appropriation shall be available, any provision in this Act to the contrary notwithstanding, for the purchase of any kind of fuel oil of foreign production for issue, delivery, or sale to ships at points either in the United States or its possessions where oil of the production of the United States or its possessions may be procurable, notwithstanding that oil of the production of the United States or its possessions may cost more than oil of foreign production, if such excess of cost, in the opinion of the Secretary of the Navy, which shall be conclusive, be not unreasonable (*act Mar. 3, 1933, 47 Stat., pp. 1532-1533*).

Estimate 1935, **\$6,633,658**Appropriated 1934, **\$6,459,575**

By objects	Obligations		
	Estimate, 1935	Estimate, 1934	Actual, 1933
14 Maintenance and operation of shore stations	\$502, 700	\$554, 343	\$561, 077
15 Maintenance and operation of the fleet	6, 151, 223	4, 556, 209	4, 507, 404
16 Miscellaneous operating charges	7, 240	15, 398	541, 361
Total	6, 661, 163	5, 125, 950	5, 609, 842
Deduct legislative reductions	27, 505	-48, 950	-31, 080
Net total obligations	6, 633, 658	5, 077, 000	5, 578, 762
1932 appropriation made available in 1933			-150, 000
Estimated savings and unobligated balances		1, 382, 575	+1, 306, 238
Total estimate or appropriation	6, 633, 658	6, 459, 575	6, 735, 000

BY PROJECTS			
1 Fuel oil for vessels of the fleet	4, 912, 983	3, 187, 465	3, 250, 436
2 Coal for vessels of the fleet	166, 279	165, 447	208, 746
3 Diesel oil for submarines	114, 490	105, 054	87, 853
4 Gasoline, motor, for small craft	170, 295	134, 100	171, 317
5 Gasoline, aviation, for small craft	38, 549	43, 643	39, 780
6 Maintenance fuel plants and fuel for yard craft	502, 700	554, 343	561, 077
7 Water for ships of the Navy	108, 004	140, 000	106, 864
8 Ice for cooling drinking water on board ships	9, 632	16, 500	10, 541
9 Electric current for ships	280, 478	385, 000	277, 667
10 Compressed air for ships	71, 316	75, 000	74, 812
11 Steam for ships	230, 504	252, 000	228, 437
12 Pumping salt water for ships	48, 693	62, 000	50, 951
13 Miscellaneous charges for ships	7, 240	15, 398	541, 361
Total	6, 661, 163	5, 125, 950	5, 609, 842

Total, Bureau of Supplies and Accounts, annual appropriations, general fund:

Estimate 1935, **\$154,282,211**Appropriated 1934, **\$158,419,708**

Indefinite appropriation:

Indemnity to Seamen and Marines for Lost Clothing (U.S.C., title 31, sec. 711)—

Appropriated 1934, **\$50**

16 Miscellaneous operating charges: Estimated savings and unobligated balances—1934, \$50; 1933, \$50.

Total, Bureau of Supplies and Accounts, general fund:

Estimate 1935, **\$154,282,211**Appropriated 1934, **\$158,419,758**

Special fund:

Ships' Stores Profits, Navy—

Profits on certain sales, to be expended for the recreation and amusement of the enlisted force of the Navy (*U.S.C., title 34, secs. 533, 542*).

Estimate 1935, **\$300,000**Appropriated 1934, **\$300,000**

16 Miscellaneous operating charges: Obligations—1935, \$300,000; 1934, \$300,000; 1933, \$168,351 (estimated unobligated balance, \$131,649).

Total, Bureau of Supplies and Accounts, general and special funds:

Estimate 1935, **\$154,582,211**Appropriated 1934, **\$158,719,758**

Trust fund:

Pay of the Navy, Deposit Fund—

That any enlisted man or appointed petty officer of the Navy may deposit his savings, in sums not less than \$5, with the paymaster upon whose books his account is borne; and he shall be furnished with a deposit book, in which the said paymaster shall note, over his signature, the amount, date, and place of such deposit. The money so deposited shall be accounted for in the same manner as other public funds, and shall pass to the credit of the appropriation for "Pay of the Navy," and shall not be subject to forfeiture by sentence of court-martial, but shall be forfeited by desertion, and shall not be permitted to be paid until final payment on discharge, or to the heirs or representatives of a deceased sailor, and that such deposit be exempt from liability for such sailor's debts: *Provided*, That the Government shall be liable for the amount deposited to the person so depositing the same.

That for any sums not less than \$5 deposited for the period of six months or longer, the sailor, on his final discharge, shall be paid interest at the rate of 4 per centum per annum (*U.S.C., title 34, secs. 933, 934*).

Estimate 1935, **\$22,500**Appropriated 1934, **\$22,500**

5220 Repayments of deposits of personal funds made by soldiers, sailors, and marines: Obligations—1935, \$22,500; 1934, \$22,500; 1933, \$22,484 (unobligated balance, \$16).

Total, Bureau of Supplies and Accounts:

Estimate 1935, **\$154,604,711**Appropriated 1934, **\$158,742,258**

BUREAU OF MEDICINE AND SURGERY

MEDICAL DEPARTMENT

Medical Department, Bureau of Medicine and Surgery—

For surgeons' necessities for vessels in commission, navy yards, naval stations, and Marine Corps; and for the civil establishment at the several naval hospitals, navy yards, naval medical supply depots, Naval Medical School and dispensary, Washington, and Naval Academy; for tolls and ferriages; purchase of books and stationery; hygienic and sanitary investigation and illustration; sanitary, hygienic, administrative, and special instruction, including the issuing of naval medical bulletins and supplements; purchase and repairs of nonpassenger-carrying wagons, automobile ambulances, and harness; purchase of and feed for horses and cows; maintenance, repair, and operation of three passenger-carrying motor vehicles for naval dispensary, Washington, District of Columbia, and of one motor-propelled vehicle for official use only for the medical officer on out-patient medical service at the Naval Academy; trees, plants, care of grounds, garden tools, and seeds; incidental articles for the Naval Medical School and naval dispensary, Washington, naval medical supply depots, sick quarters at Naval Academy and marine barracks; washing for medical department at Naval Medical School and naval dispensary, Washington, naval medical supply depots, sick quarters at Naval Academy and marine barracks, dispensaries at navy yards and naval stations, and ships; and for minor repairs on buildings and grounds of the United States Naval Medical School and naval medical supply depots; rent of rooms for naval dispensary, Washington, District of Columbia, not to exceed \$1,200; for the care, maintenance, and treatment of the insane of the Navy and Marine Corps on the Pacific coast, including supernumeraries held for transfer to Saint Elizabeths Hospital; for dental outfits and dental material; and all other necessary contingent expenses; in all, **[\$1,791,634] \$1,894,666:**

Provided, That the sum to be paid out of this appropriation for employees assigned to Group IV (b) and those performing similar services carried under native and alien schedules in the Schedule of Wages for Civil Employees in the Field Service of the Navy Department shall not exceed \$200,000 (*U.S.C., title 5, sec. 429; act Mar. 3, 1933, 47 Stat., p. 1533*).

Estimate 1935, **\$1,894,666**

Appropriated 1934, **\$1,791,634**

By objects	Obligations		
	Estimate, 1935	Estimate, 1934	Actual, 1933
14 Maintenance and operation of shore stations.....	\$1,482,000	\$1,317,000	\$2,363,806
15 Maintenance and operation of the fleet.....	180,000	180,000	160,516
16 Miscellaneous operating charges.....	32,000	22,000	33,497
30 Equipage of naval vessels.....	100,000	100,000	62,061
32 Additions and improvements to shore stations.....	206,000	139,000	220,407
Grand total obligations.....	2,000,000	1,758,000	2,840,287
Deduct legislative reductions.....	105,334	—158,000	—112,653
Received by transfer from appropriation "Salaries and expenses, U.S. Veterans' Administration".....			—1,189,120
Net total obligations.....	1,894,666	1,600,000	1,538,514
Estimated savings and unobligated balances.....		191,634	301,486
Total estimate or appropriation.....	1,894,666	1,791,634	1,840,000
BY PROJECTS			
1. Naval hospitals:			
(a) Salaries and wages.....	949,181	949,181	1,602,911
(b) Other local obligations.....	93,233	73,233	96,065
(c) Depot purchases.....	248,231	150,000	424,107
Total obligations at hospitals.....	1,290,645	1,172,414	2,123,083
2. Naval stations:			
(a) Salaries and wages.....	108,819	108,819	150,943
(b) Other local obligations.....	119,756	100,756	120,261
(c) Depot purchases.....	200,480	95,711	223,325
Total obligations at stations.....	429,055	305,286	494,529
3. Ships (including hospital ship):			
(a) Salaries and wages.....			
(b) Other local obligations.....	13,011	13,011	8,698
(c) Depot purchases.....	267,289	267,289	213,977
Total obligations for ships.....	280,300	280,300	222,675
RECAPITULATION OF ALL ACTIVITIES			
(a) Salaries and wages.....	1,058,000	1,058,000	1,753,854
(b) Local obligations.....	226,000	187,000	225,024
(c) Depot purchases.....	716,000	513,000	861,409
Total.....	2,000,000	1,758,000	2,840,287
Deduct legislative reduction.....	105,334	—158,000	—112,653
Received by transfer from "Salaries and expenses U.S. Veterans' Administration".....			—1,189,120
Net total.....	1,894,666	1,600,000	1,538,514

CARE OF THE DEAD

Care of the Dead, Bureau of Medicine and Surgery—

For the care of the dead; for funeral expenses and interment or transportation to their homes or to designated cemeteries of the remains of officers (including officers who die within the United States) and enlisted men of the Navy and Marine Corps, of members of the Nurse Corps, reservists on active or training duty, and accepted applicants for enlistment, civilian employees of the Navy Department and Naval Establishment who die outside of the continental limits of the United States, and former enlisted men who are discharged while in naval hospitals and are inmates of said hospitals on the date of their death; for funeral expenses and interment of the remains of pensioners and destitute patients who die in naval hospitals; for purchase and care of cemetery lots; for removal of remains from abandoned cemeteries to naval or national cemeteries, or to their homes, including remains interred in isolated graves at home and abroad and remains temporarily interred, \$68,000: *Provided*, That the above provision shall apply in the case of officers and enlisted men of the Navy and Marine Corps on the retired list who die while on active duty (*U.S.C., title 5, sec. 429; act Mar. 3, 1933, 47 Stat., p. 1534*).

Estimate 1935, **\$68,000**

Appropriated 1934, **\$68,000**

By objects	Obligations		
	Estimate, 1935	Estimate, 1934	Actual, 1933
22 Burial expenses.....	\$68,000	\$65,000	\$65,142
Estimated savings and unobligated balances.....		3,000	2,858
Total estimate or appropriation.....	68,000	68,000	68,000

Care of the Dead, Bureau of Medicine and Surgery—Continued.

By projects	Obligations		
	Estimate, 1935	Estimate, 1934	Actual, 1933
1. Burial expenses.....	\$27,333	\$26,333	\$25,978
2. Transportation of remains.....	20,131	18,631	19,631
3. Caskets and embalming supplies.....	20,086	19,586	19,186
4. Care of cemeteries.....	450	450	347
Total.....	68,000	65,000	65,142

Total, Bureau of Medicine and Surgery, annual appropriations, general fund:

Estimate 1935, **\$1,962,666**

Appropriated 1934, **\$1,859,634**

Special fund:

Naval Hospital Fund—

Indefinite appropriation of the hospital tax of 20 cents per month collected from each officer, seaman, and marine in the Navy; together with the balance of fines and forfeitures imposed by naval courts-martial not needed for transportation, and so forth, of discharged prisoners to their homes; with the value of one ration per day for each officer, seaman, and marine during his continuance in hospital; and with the relinquishment of pensions due officers, seamen, and marines during continuance in hospital (*U.S.C., title 24, secs. 3-6, 16; acts Mar. 2, 1799, 1 Stat., p. 729; Feb. 26, 1811, 2 Stat., p. 650; June 7, 1900, 31 Stat., p. 697; Mar. 3, 1909, 35 Stat., p. 756*).

Estimate 1935, **\$1,000,000**

Appropriated 1934, **\$300,000**

By objects	Obligations		
	Estimate, 1935	Estimate, 1934	Actual, 1933
14 Maintenance and operation of shore stations.....	\$1,000,000	\$900,000	\$1,793,304
16 Miscellaneous operating charges.....		255,000	
32 Additions and improvements to shore stations.....		215,446	458,167
Total obligations.....	1,000,000	1,370,446	2,251,471
Received by transfer from appropriation "Salaries and expenses, U.S. Veterans' Administration".....			—1,527,013
Net total obligations.....	1,000,000	1,370,446	724,458
Amounts authorized prior years for construction; amount authorized for "Training, education, and welfare" (1934); and increase authorized due to withdrawal of Veterans' Administration patients.....		—1,070,446	—458,167
Estimated savings and unobligated balances.....			+333,709
Total estimate or appropriation.....	1,000,000	300,000	600,000
BY PROJECTS			
1. Maintenance and operation, naval hospitals.....	727,107	628,341	1,551,493
2. Medical, dental, and hospital care of naval personnel in other than naval institutions.....	66,900	66,900	57,107
3. Repairs and improvements to hospital buildings and reservations.....	37,050	45,050	4,819
4. Procurement of medical and hospital equipment for naval hospitals.....	168,943	159,709	179,885
5. Construction of Naval Hospital, Philadelphia, Pa.....		215,446	458,167
6. Amount authorized for transfer to Bureau of Navigation for "Training, education, and welfare".....		255,000	
Total obligations.....	1,000,000	1,370,446	2,251,471
Transferred from U.S. Veterans' Administration.....			—1,527,013
Net total obligations.....	1,000,000	1,370,446	724,458
Amounts authorized prior years for construction; amount authorized for "Training, education, and welfare," 1934; and increase authorized due to withdrawal of Veterans' Administration patients.....		—1,070,446	—458,167
Estimated savings and unobligated balances.....			+333,709
Total estimate or appropriation.....	1,000,000	300,000	600,000

BY PROJECTS

1. Maintenance and operation, naval hospitals.....	727,107	628,341	1,551,493
2. Medical, dental, and hospital care of naval personnel in other than naval institutions.....	66,900	66,900	57,107
3. Repairs and improvements to hospital buildings and reservations.....	37,050	45,050	4,819
4. Procurement of medical and hospital equipment for naval hospitals.....	168,943	159,709	179,885
5. Construction of Naval Hospital, Philadelphia, Pa.....		215,446	458,167
6. Amount authorized for transfer to Bureau of Navigation for "Training, education, and welfare".....		255,000	
Total obligations.....	1,000,000	1,370,446	2,251,471
Transferred from U.S. Veterans' Administration.....			—1,527,013
Net total obligations.....	1,000,000	1,370,446	724,458
Amounts authorized prior years for construction; amount authorized for "Training, education, and welfare," 1934; and increase authorized due to withdrawal of Veterans' Administration patients.....		—1,070,446	—458,167
Estimated savings and unobligated balances.....			+333,709
Total estimate or appropriation.....	1,000,000	300,000	600,000

Total, Bureau of Medicine and Surgery, general and special funds:

Estimate 1935, **\$2,962,666**

Appropriated 1934, **\$2,159,634**

BUREAU OF YARDS AND DOCKS

MAINTENANCE, BUREAU OF YARDS AND DOCKS

Maintenance, Bureau of Yards and Docks—

For the labor, materials, and supplies necessary, as determined by the Secretary of the Navy, for the general maintenance of the activities and properties now or hereafter under the cognizance of the Bureau of Yards and Docks, including accident prevention; the maintenance, repair, and operation of passenger-carrying vehicles for the Navy Department (not to exceed ten in number) and the Naval Establishment not otherwise provided for; [the purchase of one motor bus, \$4,000;] not to exceed \$1,600,000 for employees assigned to Group IV (b) and those performing similar services carried under native and alien schedules in the Schedule of Wages for Civil Employees in the Field Service of the Navy Department, and part time or intermittent employment in the District of Columbia, or elsewhere, of such engineers and architects as may be contracted for by the Secretary of the Navy, in his discretion, at a rate of pay not exceeding \$25 per diem for any person so employed, [\$7,958,200] \$6,459,250: *Provided*, That expenditures from appropriations contained in this Act for the maintenance, operation, and repair of motor-propelled passenger-carrying vehicles, including the compensation of civilian chauffeurs and the compensation of any greater number than ninety enlisted men detailed to such duty, shall not exceed in the aggregate \$70,000, exclusive of such vehicles owned and operated by the Marine Corps in connection with expeditionary duty without the continental limits of the United States and motor cycles, and on any one vehicle shall not exceed for maintenance, upkeep, and repair, exclusive of garage rent, pay of operators, tires, fuel, and lubricants, one-third of the market price of a new vehicle of the same make or class, and in any case not more than \$500 (*U.S.C., title, 5, sec. 429; act Mar. 3, 1933, 47 Stat., p. 1534*).

Estimate 1935, \$6,459,250

Appropriated 1934, \$7,958,200

By objects	Obligations		
	Estimate, 1935	Estimate, 1934	Actual, 1933
14 Maintenance and operation of shore stations	\$6,600,000	\$6,026,880	\$7,734,123
32 Additions and improvements to shore stations	400,000	385,000	582,138
Total	7,000,000	6,411,880	8,316,261
Deduct legislative reductions	540,750	617,385	631,916
Net total obligations	6,459,250	5,794,495	7,684,345
Estimated savings and unobligated balances		2,163,705	715,655
Total estimate or appropriation	6,459,250	7,958,200	8,400,000

BY PROJECTS			
1. Administration, including clerical, technical, and drafting forces, telephone operators, janitor service, incidental labor, office supplies, etc.	1,326,427	1,347,104	1,747,205
2. Grounds and ground structures and accessories	536,800	489,780	635,249
3. Buildings and accessories	1,547,255	1,548,589	2,008,533
4. Dry docks and waterfront structures and accessories	466,042	516,462	669,855
5. Dredging	755,000	152,143	197,330
6. Power, refrigeration, heating, and fuel plants and accessories	270,000	246,441	319,636
7. Distributing systems, fire protection, communication systems, and accessories	724,653	661,180	857,556
8. Railroad and crane tracks and accessories	133,859	122,132	158,407
9. Transportation (railroad rolling stock, motor vehicles, etc.) and weight handling equipment and accessories	752,980	778,266	1,009,417
10. Refuse, snow, and garbage, collection and disposal of	170,615	155,671	201,906
11. Miscellaneous equipment and expenses, including construction equipment, machines, tools, furniture, office equipment, leave and holiday pay, etc.	316,269	394,112	511,167
Total	7,000,000	6,411,880	8,316,261

NOTE.—In accordance with section 5 of the act approved July 16, 1914 (38 Stat. p. 508), the bureau estimates that not exceeding \$70,000 will be required for the maintenance, repair, and operation of motor-propelled passenger-carrying vehicles during the fiscal year 1935.

National Industrial Recovery, Bureau of Yards and Docks—

By objects	Obligations		
	Estimate, 1935	Estimate, 1934	Actual, 1933
32 Additions and improvements to shore stations		\$2,100,000	
Received by transfer from Federal Emergency Administration of Public Works		—2,100,000	
Total estimate of appropriation			

Statement of passenger-carrying motor-propelled vehicles in service July 1, 1933, for official and employees of activities stated

(Includes all authorized changes)

Place	Activity	Number	Vehicle
Akron, Ohio	Office inspector aircraft	1	5-passenger automobile.
Anacostia, D.C.	Naval air station	1	7-passenger automobile.
Do	do	1	5-passenger automobile.
Annapolis, Md.	Naval Academy	1	7-passenger automobile.
Do	do	3	5-passenger automobiles.
Asiatic Fleet	Flagship	1	5-passenger automobile.
Do	Yangtze patrol	1	5-passenger automobile.
Do	do	2	2-passenger motorcycles.
Balboa, Canal Zone	Naval station	1	7-passenger automobile.
Do	do	1	5-passenger automobile.
Baltimore, Md.	Office inspector aircraft material	1	Do.
Battle force	Flagship	1	7-passenger automobile.
Do	do	2	2-passenger motorcycles.
Battleship division	do	1	5-passenger automobile.
Bellevue, D.C.	Naval Laboratory	1	Do.
Berlin, Germany	Office naval attaché	1	7-passenger automobile.
Boston, Mass.	Navy yard	1	Do.
Do	do	2	5-passenger automobiles.
Brooklyn, N.Y.	Naval supply depot	1	Do.
Buenos Aires	Office naval attaché	1	Do.
Casper, Wyo.	Office inspector oil reserves	1	Do.
Cavite, P.I.	Navy yard	1	7-passenger automobile.
Do	do	2	5-passenger automobiles.
Charleston, S.C.	do	1	7-passenger automobile.
Chicago	do	1	5-passenger automobile.
Coco Solo, Canal Zone	Naval Reserve headquarters	1	7-passenger automobile.
Do	Naval air station	1	Do.
Do	Submarine base	1	14-passenger bus.
Dahlgren, Va.	do	1	5-passenger automobile.
Do	Proving ground	1	24-passenger bus.
Do	do	1	7-passenger automobile.
Great Lakes, Ill.	Naval district	1	5-passenger automobile.
Do	do	3	5-passenger automobiles.
Guam	Naval station	2	Do.
Guantanamo, Cuba	do	2	Do.
Hawthorne, Nev.	Ammunition depot	2	Do.
Hingham, Mass.	do	1	Do.
Indianhead, Md.	Powder factory	1	Do.
Lake Denmark, N.J.	Ammunition depot	1	Do.
Lakehurst, N.J.	Naval air station	1	7-passenger automobile.
Do	do	2	24-passenger buses.
London, England	Office naval attaché	1	7-passenger automobile.
Los Angeles, Calif.	Office inspector oil reserves	2	5-passenger automobiles.
Mare Island, Calif.	Navy yard	4	Do.
Do	do	2	24-passenger buses.
Miami, Fla.	Naval Reserve aviation base	1	5-passenger automobile.
New London, Conn.	Submarine base	2	5-passenger automobiles.
Newport, R.I.	War College	1	7-passenger automobile.
Do	Training station	3	5-passenger automobiles.
New York, N.Y.	Navy yard	2	5-passenger automobiles.
Do	do	2	5-passenger automobiles.
Norfolk, Va.	Naval operating base	1	7-passenger automobile.
Do	do	4	5-passenger automobiles.
Do	Navy yard	1	7-passenger automobile.
Do	do	2	5-passenger automobiles.
Oakland, Calif.	Naval Reserve aviation base	1	5-passenger automobile.
Paris, France	Office naval attaché	1	7-passenger automobile.
Pearl Harbor, Hawaii	Navy yard	1	Do.
Do	do	9	5-passenger automobiles.
Do	do	1	2-passenger motorcycle.
Do	Naval air station	1	5-passenger automobile.
Pensacola, Fla.	do	2	Do.
Do	do	1	1-passenger motorcycle.
Do	do	1	2-passenger motorcycle.
Do	do	1	24-passenger bus.
Philadelphia, Pa.	Navy yard	1	7-passenger automobile.
Do	do	6	5-passenger automobiles.
Do	do	1	2-passenger motorcycle.
Pittsburgh, Pa.	Recruiting station	1	Do.
Portsmouth, N.H.	Navy yard	2	5-passenger automobiles.
Puget Sound, Wash.	do	1	7-passenger automobile.
Do	do	6	5-passenger automobiles.
Quantico, Va.	Expeditionary force	1	Do.
Rome, Italy	Office naval attaché	1	Do.
San Diego, Calif.	Naval district	1	7-passenger automobile.
Do	do	10	5-passenger automobiles.
Do	do	1	2-passenger motorcycle.

*National Industrial Recovery, Bureau of Yards and Docks—Contd.**Statement of passenger-carrying motor-propelled vehicles in service July 1, 1933, for official and employees of activities stated—Continued*

Place	Activity	Number	Vehicle
San Francisco, Calif.	Naval district headquarters.	1	7-passenger automobile.
Do.	do.	2	5-passenger automobiles.
San Juan	Radio district.	1	Do.
San Pedro, Calif.	Naval dispensary.	2	Do.
Scouting Force.	Flagship.	1	Do.
Special Service Squadron.	do.	1	7-passenger automobile.
Sunnyvale, Calif.	Naval air station.	1	2-passenger automobile.
Do.	do.	1	5-passenger automobile.
Tokyo.	Office naval attaché.	1	7-passenger automobile.
Tutula, Samoa.	Naval station.	2	5-passenger automobiles.
U.S. Fleet.	Flagship.	1	7-passenger automobile.
Washington, D.C.	Secretary of the Navy.	1	Do.
Do.	Navy Department.	4	Do.
Do.	do.	1	5-passenger automobile.
Do.	U.S. Capitol.	2	7-passenger automobiles.
Do.	Navy Yard.	1	Do.
Do.	do.	3	5-passenger automobiles.
Do.	do.	1	24-passenger bus.
Do.	Naval dispensary.	3	5-passenger automobiles.
Do.	Naval Observatory.	1	Do.
Yorktown, Va.	Naval mine depot.	1	Do.
<i>Marine Corps Service</i>			
New York, N.Y.	Marine Barracks, navy yard	1	Do.
Norfolk, Va.	Depot of supplies, naval operating base.	1	Do.
Parris Island, S.C.	Marine Barracks.	1	7-passenger automobile.
Do.	do.	2	5-passenger automobiles.
Philadelphia, Pa.	Depot of supplies.	1	Do.
Quantico, Va.	Marine Barracks.	2	7-passenger automobiles.
Do.	do.	3	5-passenger automobiles.
San Diego, Calif.	Marine Corps base, naval operating base.	1	7-passenger automobile.
Do.	do.	2	5-passenger automobiles.
San Francisco, Calif.	Headquarters, Department of the Pacific.	1	7-passenger automobile.
Washington, D.C.	Marine Corps headquarters.	3	Do.
Do.	do.	2	5-passenger automobiles.
Cavite, P.I.	Marine Barracks, naval station.	1	Do.
Guam.	do.	2	Do.
Guantanamo.	do.	1	Do.
Haiti.	First Brigade headquarters.	1	7-passenger automobile.
Do.	do.	4	5-passenger automobiles.
Do.	Marine Barracks, Cape Haitien.	1	Do.
Pearl Harbor, T.H.	Marine Barracks, naval operating base.	1	Do.
Peiping, China.	Marine detachment, American Legation.	3	Do.
China.	Expeditionary.	1	7-passenger automobile.
Do.	do.	5	5-passenger automobiles.

CONTINGENT, BUREAU OF YARDS AND DOCKS

Contingent, Bureau of Yards and Docks—

For contingent expenses and minor extensions and improvements of public works at navy yards and stations, **[\$110,644]** \$117,635 (U.S.C., title 5, sec. 429; act Mar. 3, 1933, 47 Stat., p. 1534).

Estimate 1935, **\$117,635**Appropriated 1934, **\$110,644**

By objects	Obligations		
	Estimate, 1935	Estimate, 1934	Actual, 1933
14 Maintenance and operation of shore stations.	\$95,000	\$77,923	\$93,551
32 Additions and improvements to shore stations.	30,000	25,961	31,183
Total.	125,000	103,884	124,734
Deduct legislative reductions.	7,365	7,884	5,263
Net total obligations.	117,635	96,000	119,471
Estimated savings and unobligated balances.		14,644	18,529
Total estimate or appropriation.	117,635	110,644	138,000

Total, Bureau of Yards and Docks, exclusive of public works, annual appropriations, general fund:

Estimate 1935, **\$6,576,885**Appropriated 1934, **\$8,068,844**

PUBLIC WORKS, BUREAU OF YARDS AND DOCKS

Public Works, Bureau of Yards and Docks—

【To enable the Secretary of the Navy to complete or continue the construction, by contract or otherwise, of the public works and public-utilities projects for which appropriations were made in the

Naval Appropriation Acts for the fiscal years 1932 and 1933 and within the limits of cost applicable to such projects, \$1,946,950, of which not to exceed \$85,000 shall be available for the employment of classified personal services in the Bureau of Yards and Docks and in the field service to be engaged upon such work and to be in addition to employees otherwise provided for】 (act Mar. 3, 1933, 47 Stat., p. 1535).

Appropriated 1934, **\$1,946,950**

By objects	Obligations		
	Estimate, 1935	Estimate, 1934	Actual, 1933
32 Additions and improvements to shore stations.	\$50,000	\$1,582,775	\$9,239,429
Deduct legislative reductions.		14,820	92,902
Net total obligations.	50,000	1,567,955	9,146,527
Less expenditures from prior year balances.	50,000		6,656,527
Estimated savings and unobligated balances.		378,995	
Total estimate or appropriation.		1,946,950	2,490,000

Public Works, Navy, Emergency Construction, Act July 21, 1932—

By objects	Obligations		
	Estimate, 1935	Estimate, 1934	Actual, 1933
32 Additions and improvements to shore stations.			\$2,217,281
Deduct legislative reductions.			103,967
Net total obligations.			2,113,314
Transferred to "Increase of the Navy"			13,498,000
Estimated savings and unobligated balances.			4,388,686
Total estimate or appropriation.			10,000,000

¹ \$1,000,000 transferred under sec. 317, act June 30, 1932 (Economy Act); \$2,498,000 transferred under Naval Act, Mar. 3, 1933.

National Industrial Recovery, Bureau of Yards and Docks—

By objects	Obligations		
	Estimate, 1935	Estimate, 1934	Actual, 1933
32 Additions and improvements to shore stations.		\$23,817,537	
Received by transfer from Federal Emergency Administration of Public Works.		-23,817,537	
Total estimate or appropriation.			

Total, Bureau of Yards and Docks, including public works, annual appropriations, general fund:

Estimate 1935, **\$6,576,885** Appropriated 1934, **\$10,015,794**

BUREAU OF AERONAUTICS

AVIATION, NAVY

Aviation, Navy—

For aviation, as follows: For navigational, photographic, aerological, radio, and miscellaneous equipment, including repairs thereto, for use with aircraft built or building on June 30, **[\$193, \$971,000]** 1934, \$672,152; for maintenance, repair, and operation of aircraft factory, air stations, fleet air bases, fleet and all other aviation activities, accident prevention, testing laboratories, for overhauling of planes, and for the purchase for aviation purposes only of special clothing, wearing apparel, and special equipment, **[\$12,682,659]** \$10,066,800, including **[\$138,500]** \$120,000 for the equipment of vessels with catapults and including not to exceed \$100,000 for the procurement of helium, and such sum shall be transferred to and made available to the Bureau of Mines on July 1, **[\$1933]** 1934 in addition to which sum the Bureau of Mines may use for helium plant operation in the fiscal year 1934 the unexpended balance of funds transferred to it for such operation in the fiscal year 1933, and the bureau may lease, after competition, surplus metal cylinders acquired for use as helium containers; for continuing experiments and development work on all types of aircraft, including the payment of part-time or intermittent employment in the District of Columbia or elsewhere of such scientists

and technicians as may be contracted for by the Secretary of the Navy, in his discretion, at a rate of pay not exceeding \$20 per diem for any person so employed, **[\$2,188,800] \$1,773,368**; for new construction and procurement of aircraft and equipment, spare parts and accessories, **[\$6,115,000] \$6,131,000**, of which amount not to exceed **[\$5,715,000] \$2,400,000** shall be available for the payment of obligations incurred under the contract authorization carried in the Navy Appropriation Act for the fiscal year **[1933] 1934**; in all, **[\$21,957,459] \$18,643,320**; and the money herein specifically appropriated for "Aviation" shall be disbursed and accounted for in accordance with existing law and shall constitute one fund: *Provided*, That the sum to be paid out of this appropriation for employees assigned to Group IV (b) and those performing similar services carried under native and alien schedules in the Schedule of Wages for Civil Employees in the Field Service of the Navy Department shall not exceed **[\$1,221,575] \$971,200**: *Provided further*, That in addition to the amount herein appropriated, the Secretary of the Navy may, prior to July 1, **[1935] 1936**, enter into contracts for the production and purchase of new airplanes and their equipment, spare parts, and accessories, to an amount not in excess of **[\$8,100,000] \$2,800,000**: *Provided further*, That the Secretary of the Treasury is authorized and directed, upon the request of the Secretary of the Navy, to transfer not to exceed in the aggregate \$24,000 from this appropriation to the **[appropriation] appropriations "Pay, Subsistence, and Transportation, Navy," and "Pay, Marine Corps"** to cover authorized traveling expenses of officers and enlisted men in connection with flying new airplanes from contractor's works to assigned station or ship, including travel to contractor's works and return of personnel to station of duty, and the amount so transferred shall be in addition to any limitations contained in the **[appropriation] appropriations "Pay, Subsistence, and Transportation, Navy," and "Pay, Marine Corps"**: *Provided further*, That no part of this appropriation shall be expended for maintenance of more than six heavier-than-air stations on the coast of the continental United States: *Provided further*, That no part of this appropriation shall be used for the construction of a factory for the manufacture of airplanes: *Provided further*, That the Secretary of the Navy is hereby authorized to consider, ascertain, adjust, determine, and pay out of this appropriation the amounts due on claims for damages which have occurred or may occur to private property growing out of the operations of naval aircraft, where such claim does not exceed the sum of \$500 (U.S.C., title 5, sec. 429; U.S.C., Supp. VI, title 34, sec. 749a; act Mar. 3, 1933, 47 Stat., pp. 1535-1536).

Annual appropriation, general fund:

Estimate 1935, **\$18,643,320**

Appropriated 1934, **\$21,957,459**

By objects	Obligations		
	Estimate, 1935	Estimate, 1934	Actual, 1933
14. Maintenance and operation of shore stations.....	\$5, 837, 998	\$6, 417, 379	\$6, 798, 194
15. Maintenance and operation of the fleet.....	4, 546, 002	4, 387, 421	5, 286, 049
16. Miscellaneous operating charges.....	2, 392, 152	2, 543, 454	2, 869, 681
30. Purchase and construction of vessels (aircraft).....	6, 131, 000	6, 615, 000	8, 645, 963
Total obligations.....	18, 907, 152	19, 963, 254	23, 599, 887
Transferred to—			
"Miscellaneous researches, Bureau of Standards".....	+80, 000	+81, 000	+101, 500
"Helium production, Department of Interior".....	+100, 000		+128, 000
Deduct legislative reductions.....	-443, 832	-665, 748	-524, 366
Net total obligations.....	18, 643, 320	19, 378, 506	23, 305, 021
Estimated savings and unobligated balances.....		+2, 578, 953	+1, 940, 399
Total estimate or appropriation.....	18, 643, 320	21, 957, 459	25, 245, 420
BY PROJECTS			
1. Navigational, photographic, aerological, radio and miscellaneous equipment, including repairs thereto:			
(a) Navigational equipment.....	143, 000	300, 000	205, 306
(b) Photographic equipment.....	66, 152	71, 500	153, 048
(c) Aerological equipment.....	40, 000	40, 000	40, 508
(d) Radio equipment.....	423, 000	423, 006	544, 378
Total.....	672, 152	834, 506	943, 240

Aviation, Navy—Continued.

By projects	Obligations		
	Estimate, 1935	Estimate, 1934	Actual, 1933
2. Maintenance, repair, and operation of aircraft factory, air stations, fleet air bases, fleet and all other aviation activities, accident prevention, testing laboratories, overhauling of planes, etc.:			
(a) Repairs to aircraft.....	\$4, 625, 500	\$5, 075, 500	\$5, 079, 670
(b) Operating expense of aircraft.....	971, 600	931, 400	1, 014, 063
(c) Supply system and transportation.....	568, 500	573, 500	659, 249
(d) Heat, light, and power.....	339, 400	340, 100	412, 458
(e) Maintenance of quarters.....	201, 200	201, 200	214, 052
(f) Maintenance of barracks.....	122, 000	122, 400	136, 316
(g) Maintenance of hangars, shops, and other buildings.....	1, 403, 400	1, 404, 400	1, 619, 311
(h) Water and sewerage.....	88, 000	88, 100	93, 194
(i) Grounds, waterfront, and miscellaneous expense.....	551, 200	555, 000	711, 891
(j) Catapults.....	120, 000	120, 000	91, 898
(k) Arresting gear.....	40, 000	40, 000	19, 415
(l) Helium.....	100, 000		128, 933
(m) Replacement equipment for Akron and Macon.....	100, 000	100, 000	266, 708
(n) Replacement equipment for non-rigid airships and balloons.....	30, 000	30, 000	30, 893
(o) Mooring masts.....	10, 000	10, 000	91, 454
(p) Equipment for buildings, Sunnysvale.....			195, 197
(q) Repairs to landing fields.....	104, 000	104, 000	139, 350
(r) Repairs to plant facilities at air stations and bases.....	60, 000	60, 000	88, 128
(s) Replacement tools and equipment.....			43, 687
(t) Freight on f.o.b. material.....	78, 000	78, 000	64, 236
(u) Classified force.....	971, 200	971, 200	1, 112, 140
Total.....	10, 484, 000	10, 804, 800	12, 212, 243
3. Continuing experiments and development work on all types of aircraft:			
(a) Catapults.....	15, 000	8, 748	
(b) Carrier equipment.....	38, 000	41, 800	31, 045
(c) Experimental airplanes.....	700, 000	683, 000	786, 411
(d) High speed development.....			207, 768
(e) Engine development.....	366, 000	300, 000	220, 443
(f) Aeronautical engine laboratory.....	144, 000	158, 400	157, 973
(g) Engine installations, accessories, fuels, and propellers.....	165, 000	163, 000	134, 006
(h) Airship development.....	50, 000	65, 000	111, 361
(i) Structural and material development, airplane accessories, aerodynamics, instruments, and miscellaneous.....	322, 000	370, 000	378, 934
Total.....	1, 800, 000	1, 789, 948	2, 027, 941
4. New construction and procurement of aircraft and equipment (including planes for Naval Reserve).....	6, 131, 000	6, 615, 000	7, 195, 963
5. Continuing construction of rigid airships.....			1, 450, 000
Grand total.....	19, 087, 152	20, 044, 254	23, 829, 387
Deduct amounts transferred to:			
"Miscellaneous researches, Bureau of Standards".....	-80, 000	-81, 000	-101, 500
"Helium production, Department of Interior".....	-100, 000		-128, 000
Deduct legislative reductions.....	-443, 832	-665, 748	-524, 366
Net total obligations.....	18, 463, 320	19, 297, 506	23, 075, 521
Transfers to other Government departments.....	+180, 000	+81, 000	+229, 500
Estimated savings and unobligated balances.....		+2, 578, 953	+1, 940, 399
Total estimate or appropriation.....	18, 643, 320	21, 957, 459	25, 245, 420

National Industrial Recovery, Bureau of Aeronautics—Federal projects 10 to 17, inclusive.

By objects	Obligations		
	Estimate, 1935	Estimate, 1934	Actual, 1933
14. Maintenance and operation of shore stations (replacement of tools and equipment).....		\$200, 000	
Received by transfer from Federal Emergency Administration of Public Works.....		-200, 000	
Total estimate or appropriation.....			

National Industrial Recovery, Bureau of Aeronautics—Continued.
Federal projects 1 to 6, inclusive.

By objects	Obligations		
	Estimate, 1935	Estimate, 1934	Actual, 1933
15. Maintenance and operation of the fleet.....		\$714,600	
16. Miscellaneous operating charges.....		671,009	
30. Purchase and construction of vessels (aircraft).....		6,114,391	
Total.....		7,500,000	
Received by transfer from Federal Emergency Administration of Public Works.....		-7,500,000	
Total estimate or appropriation.....			

NAVAL ACADEMY

Pay, Naval Academy—

Pay, Naval Academy: Pay for professors and others, Naval Academy: Pay of professors and instructors, including one professor as librarian, **[\$253,192] \$176,040: Provided,** That not more than \$33,300 shall be paid for masters and instructors in swordsmanship and physical training: *Provided further,* That no part of this appropriation shall be available for the pay of a civilian instructor at the Naval Academy not so employed on June 30, 1933.

For pay of employees, **[\$534,091] \$459,360: Provided,** That the sum to be paid out of this appropriation for employees assigned to Group IV (b) and those performing similar services carried under native and alien schedules in the Schedule of Wages for Civil Employees in the Field Service of the Navy Department shall not exceed \$236,000 (*U.S.C., title 34, secs. 1021, 1071; act Mar. 3, 1933, 47 Stat., p. 1536*).

Estimate 1935, **\$635,400**

Appropriated 1934, **\$787,283**

By objects	Obligations		
	Estimate, 1935	Estimate, 1934	Actual, 1933
Personal services, field.....	\$706,000	\$705,882	\$862,144
Transferred from appropriation "Pay, miscellaneous".....			-6,450
Deduct legislative reductions.....	-70,600	-105,882	-85,070
01 Personal services (net).....	635,400	600,000	770,624
Estimated savings and unobligated balances.....		+187,283	+90,893
Total estimate or appropriation.....	635,400	787,283	861,517
BY PROJECTS			
Personal services:			
(a) Pay of professors and instructors.....	195,600	195,600	283,412
(b) Administration.....	153,020	153,020	172,220
(c) Department of Ordnance and Gunnery.....	17,230	17,230	18,982
(d) Department of Electrical Engineering.....	17,320	17,320	19,398
(e) Department of Seamanship and Navigation.....	8,340	8,340	9,780
(f) Department of Marine Engineering.....	37,911	37,911	41,666
(g) Commissary.....	145,463	145,463	150,832
(h) Laundry.....	18,428	18,428	28,719
(i) Buildings and grounds.....	112,688	112,688	130,685
Total.....	706,000	706,000	855,694

Current and Miscellaneous Expenses, Naval Academy—

Current and miscellaneous expenses, Naval Academy: For text and reference books for use of instructors; stationery, blank books and forms, models, maps, *newspapers*, and periodicals; apparatus and materials for instruction in physical training and

athletics; expenses of lectures and entertainments, not exceeding \$1,000, including pay and expenses of lecturer; chemicals, philosophical apparatus and instruments, stores, machinery, tools, fittings, apparatus, materials for instruction purposes, and engraving of trophies and badges, \$66,800; for purchase, binding, and repair of books for the library (to be purchased in the open market on the written order of the superintendent), \$5,000; for expenses of the Board of Visitors to the Naval Academy, **[\$1,400] \$1,000;** for contingencies for the superintendent of the academy, to be expended in his discretion, not exceeding \$3,500; for contingencies for the commandant of midshipmen, to be expended in his discretion, not exceeding \$1,000; in all, **[\$77,700] \$77,300,** to be accounted for as one fund (*U.S.C., title 34, secs. 1021, 1081; act Mar. 3, 1933, 47 Stat., p. 1536*).

Estimate 1935, **\$77,300**

Appropriated 1934, **\$77,700**

By objects	Obligations		
	Estimate, 1935	Estimate, 1934	Actual, 1933
14 Maintenance and operation of shore stations.....	\$70,800	\$58,500	\$69,412
16 Miscellaneous operating charges.....	6,500	6,500	4,510
Total obligations.....	77,300	65,000	73,922
Estimated savings and unobligated balances.....		12,700	5,778
Total estimate or appropriation.....	77,300	77,700	79,700
BY PROJECTS			
1. Personal services (part-time labor for installing and repairing instructional apparatus).....	16,000	16,000	17,612
2. Stationery; electrical and marine engineering supplies for instruction of midshipmen.....	15,200	11,500	13,397
3. Material for instruction of midshipmen.....	34,600	26,000	33,670
4. Purchase, binding, repair of books for library.....	5,000	5,000	4,733
5. Expenses of Board of Visitors.....	1,000	1,000	390
6. Contingent fund for Superintendent, Naval Academy.....	3,500	3,500	2,326
7. Contingent fund for commandant of midshipmen.....	1,000	1,000	944
8. Lectures and entertainments.....	1,000	1,000	850
Total.....	77,300	65,000	73,922

Maintenance and Repairs, Naval Academy—

Maintenance and repairs, Naval Academy: For necessary repairs of public buildings, wharves, and walls inclosing the grounds of the Naval Academy, accident prevention, improvements, repairs, and fixtures; for books, periodicals, maps, models, and drawings; purchase and repair of fire engines; fire apparatus and plants, machinery; purchase and maintenance of all horses and horse-drawn vehicles for use at the academy, including the maintenance, operation, and repair of three horse-drawn passenger-carrying vehicles to be used only for official purposes; seeds and plants; tools and repairs of the same; stationery; furniture for Government buildings and offices at the academy, including furniture for midshipmen's rooms; coal and other fuels; candles, oil, and gas; attendance on light and power plants; cleaning and clearing up station and care of buildings; attendance on fires, lights, fire engines, fire apparatus, and plants, and telephone, telegraph, and clock systems; incidental labor; advertising, water tax, postage, telephones, telegrams, tolls, and ferriage; flags and awnings; packing boxes; **[fuel for heating and lighting bandsmen's quarters;]** pay of inspectors and draftsmen; and music and astronomical instruments; and for pay of employees on leave, **\$876,254], \$774,716: Provided,** That the sum to be paid out of this appropriation for employees assigned to Group IV (b) and those performing similar services carried under native and alien schedules in the Schedule of Wages for Civil Employees in the Field Service of the Navy Department shall not exceed \$23,000 (*U.S.C., title 34, sec. 1021; act Mar. 3, 1933, 47 Stat., pp. 1536-1537*).

Estimate 1935, **\$774,716**

Appropriated 1934, **\$876,254**

Maintenance and Repairs, Naval Academy—Continued.

By objects	Obligations		
	Estimate, 1935	Estimate, 1934	Actual, 1933
14 Maintenance and operation of shore stations.....	\$835,240	\$782,941	\$854,220
Deduct legislative reductions.....	60,524	82,941	66,620
Total obligations.....	774,716	700,000	787,600
Estimated savings and unobligated balances.....		176,254	152,400
Total estimate or appropriation.....	774,716	876,254	940,000
By PROJECTS			
1. Personal services:			
(a) Classified.....	22,240	22,240	22,240
(b) Unclassified.....	583,000	530,701	640,960
Total personal services.....	605,240	552,941	663,200
2. Supplies for fire department, schools, offices, shops, and Naval Academy Museum.....	10,000	10,000	11,550
3. Materials for maintenance and repair of buildings and grounds.....	85,000	85,000	95,597
4. Heat, light, power, and water.....	135,000	135,000	138,229
5. Repairs and alterations (drilling wells).....			9,264
Total.....	835,240	782,941	917,840

Total, Naval Academy, annual appropriations, general fund:

Estimate 1935, **\$1,487,416**

Appropriated 1934, **\$1,741,237**

MARINE CORPS**PAY, MARINE CORPS***Pay, Marine Corps—*

Pay of officers, active list: For pay and allowances prescribed by law for all officers on the active list—pay and allowance, **[\$3,443,816]** **\$3,514,180**, including not to exceed **[\$141,306]** **\$147,134**, for increased pay for making aerial flights; subsistence allowance, **[\$447,168]** **\$481,118**; rental allowance, **[\$619,254]** **\$624,818**; in all, **[\$4,510,238]** **\$4,620,116**; and no part of such sum shall be available to pay active-duty pay and allowances to officers on the retired list;

For pay of officers prescribed by law on the retired list **[\$791,976]** **\$855,281**;

Pay of enlisted men, active list: For pay and allowances of noncommissioned officers, musicians, and privates, as prescribed by law, and for the expenses of clerks of the United States Marine Corps traveling under orders, including not to exceed \$250 for the expenses of attendance upon meetings of technical, professional, scientific, and other organizations, when, in the judgment of the Secretary of the Navy, such attendance would be of benefit in the conduct of the work of the Marine Corps, and including additional compensation for enlisted men of the Marine Corps, qualified as expert riflemen, sharpshooters, marksmen, or regularly detailed as gun captains, gun pointers, cooks, messmen, including interest on deposits by enlisted men, post-exchange debts of deserters and of men discharged or sentenced to terms of imprisonment while in debt to the United States, under such rules as the Secretary of the Navy may prescribe, and the authorized travel allowance of discharged enlisted men, and for prizes for excellence in gunnery exercises and target practice, and for pay of enlisted men designated as Navy mail clerks and assistant Navy mail clerks both afloat and ashore, and for gratuities to enlisted men discharged not under honorable conditions—pay and allowances **[\$6,163,144]** **\$6,809,101** [and, in addition, the Secretary of the Treasury is authorized and directed, upon request of the Secretary of the Navy, to make transfers during the fiscal year 1934 from the clothing and small-stores fund to this appropriation of sums aggregating not to exceed **\$1,291,389**]; allowance for lodging and subsistence, **[\$656,763]** **\$581,817**; in all, **[\$6,819,907]** **\$7,390,918**.

For pay and allowances prescribed by law of enlisted men on the retired list, **[\$677,791]** **\$675,330**;

Undrawn clothing: For payment to discharged enlisted men for clothing undrawn, **[\$243,928]** **\$271,566**;

For pay and allowances of the Marine Corps Reserve (a) excluding transferred and assigned men, **[\$256,036]** **\$396,782**; (b) transferred men, **[\$316,847]** **\$337,591**; (c) assigned men, **[\$24,000]** **\$5,400**; in all, **[\$596,883]** **\$739,773**;

[Not to exceed for] For mileage and actual and necessary expenses and per diem in lieu of subsistence as authorized by law

to officers traveling under orders without troops, **[\$84,334]** **\$90,000**;

In all, **[\$13,725,057]** **\$14,642,984** and the money herein specifically appropriated for pay of the Marine Corps shall be disbursed and accounted for in accordance with existing law and shall constitute one fund (*U.S.C., title 37, secs. 1-31; U.S.C., Supp. VI, title 37, secs. 5, 20, 23, 26, 29; acts July 11, 1798, 1 Stat., p. 594; Mar. 3, 1933, 47 Stat., p. 1537*).

Estimate 1935, **\$14,642,984**

Appropriated 1934, **\$13,725,057**

By objects	Obligations		
	Estimate, 1935	Estimate, 1934	Actual, 1933
PERSONAL SERVICES			
0120 Military, Naval and quasi military pay, not specified.....	\$12,422,639	\$12,015,888	\$12,033,869
0140 Allowances for quarters, heat, light, and other emoluments incident to service.....	1,272,766	1,226,481	1,242,463
01 Total personal services.....	13,695,405	13,242,369	13,276,332
03 Subsistence and support of persons (service).....	658,438	674,246	645,670
06 Travel expenses.....	101,848	93,803	74,597
20 Interest.....	15,000	15,000	9,638
Pensions, retirement salaries, annuities, World War allowances, and insurance losses:			
2110 Retirement pay.....	1,700,679	1,541,765	1,377,647
2130 Allowances (death gratuities).....	23,544	21,250	27,800
21 Total pensions, etc.....	1,724,223	1,563,015	1,405,447
Total, "Pay, Marine Corps".....	16,194,914	15,588,433	15,411,684
1932 appropriation reapportioned for 1933 Transferred to "Pay of civil employees, Marine Corps".....			-229,101
Deduct legislative reductions.....	-1,551,930	-2,093,293	-1,900
Deduct legislative savings on promotions, longevity, and pay period increases.....		-220,536	-67,847
Deduct administrative savings in rental and subsistence allowances.....		-136,183	-158,323
Deduct administrative savings.....		-733,684	
Net total obligations.....	14,642,984	12,404,737	14,149,434
Deduct amount received from clothing and small stores fund, U.S. Navy.....		-380,576	
Add savings and unobligated balances.....		1,700,896	1,001,655
Total estimate or appropriation.....	14,642,984	13,725,057	15,151,089
By PROJECTS			
1. Pay of officers, active list:			
(a) Base pay, longevity, etc.....	3,741,051	3,649,396	3,643,946
(b) Increased pay for making aerial flights.....	163,482	149,457	122,892
(c) Subsistence allowance.....	534,575	516,164	522,335
(d) Rental allowance.....	694,242	683,308	687,000
2. Pay of officers, retired list.....	950,312	863,974	787,349
3. Pay of enlisted men, active list:			
(a) Base pay, longevity, extra pay, etc.....	7,252,225	7,139,931	7,018,100
(b) Increased pay for making aerial flights.....	98,205	101,402	96,814
(c) Travel allowance on discharge.....	191,550	213,200	175,129
(d) Reenlistment gratuity.....			244,400
(e) Commutation of rations and quarters allowance.....	636,324	656,763	632,008
4. Pay of enlisted men, retired list.....	750,367	677,791	590,527
5. Payment of savings in clothing allowances.....	271,566	243,928	238,653
6. Pay and allowances, Marine Corps Reserve:			
(a) On active duty, excluding aviation:			
(1) Officers.....	84,463	56,867	52,724
(2) Enlisted men.....	133,723	54,650	49,535
(b) On active duty, aviation only:			
(1) Officers.....	128,196	97,468	94,445
(2) Enlisted men.....	93,532	58,953	42,125
(c) Transferred men (after 16 or 20 years' service).....	375,101	316,847	289,375
(d) Assigned men (\$25 per year).....	6,000	24,000	57,375
7. Mileage, travel expenses, and transportation of officers.....	90,000	84,334	66,952
Total.....	16,194,914	15,588,433	15,411,684

PAY OF CIVIL EMPLOYEES, MARINE CORPS*Pay of Civil Employees, Marine Corps—*

Pay of civil force: For personal services in the District of Columbia, as follows:

Offices of the Major General Commandant and adjutant inspector, **[\$116,958]** **\$94,939**;

Office of paymaster, [\$46,640] \$40,651;
Office of the quartermaster, [\$119,287] \$105,920; in all, [\$282,885] \$241,510: *Provided*, That the total number of enlisted men on duty at Marine Corps headquarters on May 7, 1930, shall not be increased, and in lieu of enlisted men whose services at such headquarters shall be terminated for any cause prior to July 1, [1934] 1935, their places may be filled by civilians, for the pay of whom, in accordance with the Classification Act of 1923, as amended, either or both the appropriations "Pay, Marine Corps," and "General expenses, Marine Corps," shall be available (*U.S.C., Supp. VI, title 34, sec. 691b; act Mar. 3, 1933, 47 Stat., p. 1538*).

Estimate 1935, \$241,510

Appropriated 1934, \$282,885

By objects	Obligations					
	Estimate, 1935		Estimate, 1934		Actual, 1933	
<i>Offices of the Major General Commandant and adjutant inspector</i>						
PERSONAL SERVICES, DEPARTMENTAL	Posi- tions	Av. salary	Posi- tions	Av. salary	Posi- tions	Av. salary
Clerical, administrative, and fiscal service:						
Grade 8. Administrative assistant (Chief Clerk).....	1	\$3,400	1	\$3,400	1	\$3,400
Grade 7. Junior administrative assistant (chief of division).....	1	3,100	1	3,100	1	3,100
Grade 5. Senior clerk.....	8	2,175	8	2,175	8	2,188
Grade 4. Clerk.....	4	1,905	4	1,896	5	1,896
Principal stenographer.....	1	2,160	1	2,160	1	2,160
Grade 3. Assistant clerk.....	18	1,743	18	1,743	20	1,749
Assistant clerk-stenographer.....	4	1,830	4	1,830	4	1,830
Senior stenographer.....	1	1,920	1	1,920	1	1,920
Grade 2. Junior clerk.....	6	1,490	6	1,490	6	1,500
Junior clerk-stenographer.....	4	1,470	4	1,470	4	1,470
Junior clerk-typist.....	8	1,463	8	1,463	13	1,477
Grade 1. Junior typist.....	1	1,260	1	1,260	5	1,260
Professional and scientific service:						
Grade 6. Senior attorney (special assistant to the major general commandant).....	1	5,200	1	5,200	1	5,200
Grade 2. Assistant attorney.....					1	3,100
Subprofessional service:						
Grade 6. Senior engineering draftsman (topographic).....					1	2,000
Total permanent, departmental.....	58	107,280	58	107,280	72	130,540
Deduct lapses and administrative furloughs.....		1,793		1,750		13,373
Net permanent, departmental.....		105,487		105,530		117,167
Deduct legislative reductions.....		10,548		15,830		12,144
01 Personal services (net).....		94,939		89,700		105,023
Estimated savings and unobligated balances.....				27,258		22,567
Total estimate or appropriation.....		94,939		116,958		127,590
BY PROJECTS						
1. Administrative and executive.....		14,960		14,960		14,960
2. Legal and legislative.....		11,540		11,540		14,640
3. Records and general clerical.....		42,440		42,440		53,950
4. Correspondence.....		38,340		38,340		44,990
5. Drafting.....						2,000
Total.....		107,280		107,280		130,540
Deduct lapses and administrative furloughs.....		1,793		1,750		13,373
Total.....		105,487		105,530		117,167
<i>Office of the Paymaster</i>						
BY OBJECTS						
PERSONAL SERVICES, DEPARTMENTAL	Posi- tions	Av. salary	Posi- tions	Av. salary	Posi- tions	Av. salary
Clerical, administrative, and fiscal service:						
Grade 7. Junior administrative assistant (chief clerk).....	1	\$2,800	1	\$2,800	1	\$2,800
Grade 5. Senior clerk.....	1	2,300	1	2,300	2	2,200
Grade 4. Clerk.....	10	1,866	10	1,866	10	1,866
Principal stenographer.....					1	2,100
Clerk-stenographer.....	1	1,920	1	1,920	1	1,920
Senior operator, office devices.....	1	1,980	1	1,980	1	1,980
Grade 3. Assistant clerk.....	6	1,690	6	1,690	6	1,690
Senior stenographer.....	1	1,620	1	1,620	1	1,620
Assistant clerk-stenographer.....					1	1,620
Grade 2. Junior clerk-typist.....	1	1,500	1	1,500	1	1,500
Junior clerk.....	1	1,440	1	1,440	1	1,440
Junior stenographer.....	1	1,440	1	1,400	1	1,440
Senior typist.....	1	1,440	1	1,440	1	1,440
Total permanent, departmental.....	25	45,240	25	45,240	28	51,060
Deduct lapses and administrative furloughs.....		72		180		720
Net permanent, departmental.....		45,168		45,060		50,340
Deduct legislative reductions.....		4,517		6,759		5,176
01 Personal services (net).....		40,651		38,301		45,164
Estimated savings and unobligated balances.....				8,339		5,716
Total estimate or appropriation.....		40,651		46,640		50,880

Pay of Civil Employees, Marine Corps—Continued.

	Obligations					
	Estimate, 1935		Estimate, 1934		Actual, 1933	
BY PROJECTS						
1. Administrative and executive.....		\$15,540		\$15,540		\$17,640
2. Accounts.....		19,440		19,440		19,440
3. Disbursing.....		10,260		10,260		13,980
Total.....		45,240		45,240		51,060
Deduct lapses and administrative furloughs.....		72		180		720
Total.....		45,168		45,060		50,340
<i>Office of the Quartermaster</i>						
BY OBJECTS						
PERSONAL SERVICES, DEPARTMENTAL	Posi- tions	Av. salary	Posi- tions	Av. salary	Posi- tions	Av. salary
Clerical, administrative, and fiscal service:						
Grade 11. Special assistant to the quartermaster.....	1	\$3,800	1	\$3,800	1	\$3,800
Grade 8. Administrative assistant.....	1	2,900	1	2,900	1	2,900
Grade 7. Junior administrative assistant.....	4	2,675	4	2,675	5	2,660
Senior rate and traffic officer.....	1	2,600	1	2,600	1	2,600
Grade 6. Principal clerk.....	1	2,300	1	2,300	1	2,300
Grade 5. Senior clerk.....	2	2,050	2	2,050	1	2,100
Senior clerk-stenographer.....	1	2,000	1	2,000	1	2,000
Senior transportation rate and traffic clerk.....	1	2,000	1	2,000	1	2,000
Grade 4. Clerk.....	10	1,842	10	1,842	11	1,838
Stenographer.....	1	1,860	1	1,860	1	1,860
Grade 3. Assistant clerk.....	17	1,673	18	1,677	20	1,671
Assistant clerk-stenographer.....	8	1,672	8	1,672	9	1,693
Grade 2. Junior clerk.....	3	1,470	3	1,470	3	1,540
Junior clerk-typist.....	6	1,452	6	1,452	5	1,452
Junior clerk-stenographer.....	3	1,460	3	1,450	3	1,460
Junior stenographer.....	1	1,440	1	1,440	1	1,440
Senior typist.....	2	1,440	2	1,440	4	1,440
Professional service:						
Grade 3. Associate engineer.....	1	3,300	1	3,300	1	3,300
Total permanent, departmental.....	64	117,880	65	119,620	70	128,460
Deduct lapses and administrative furloughs.....		191		1,865		335
Net permanent, departmental.....		117,689		117,755		128,125
Deduct legislative reductions.....		11,769		17,664		13,034
01 Personal services (net).....		105,920		100,091		115,091
Received by transfer from "Pay, Marine Corps, 1933".....						-1,900
Net total obligations.....		105,920		100,091		113,191
Estimated savings and unobligated balances.....				19,196		13,369
Total estimate or appropriation.....		105,920		119,287		126,560
BY PROJECTS						
1. Administrative and executive.....		31,420		31,420		29,360
2. Auditing and disbursing.....		12,640		12,640		16,440
3. Supply Division.....		9,260		9,260		14,180
4. Public Works and Utilities.....		6,720		6,720		6,720
5. Property accounting.....		22,760		24,500		22,740
6. Purchase.....		31,540		31,540		35,480
7. Transportation.....		1,860		1,860		1,860
8. Procurement Division, Treasury Department.....		1,680		1,680		1,680
Total.....		117,880		119,620		128,460
Deduct lapses and administrative furloughs.....		191		1,865		335
Total.....		117,689		117,755		128,125

GENERAL EXPENSES, MARINE CORPS

General Expenses, Marine Corps—

For every expenditure requisite for, and incident to, the authorized work of the Marine Corps, other than as appropriated for under the headings of pay and salaries, as follows:

For provisions, subsistence, board and lodging of enlisted men, recruits and recruiting parties, and applicants for enlistment, cash allowance for lodging and subsistence to enlisted men traveling on duty; ice, ice machines and their maintenance, [\$2,036,890] \$2,123,812 (*acts July 11, 1798, 1 Stat., p. 594; Mar. 3, 1933, 47 Stat., p. 1538*).

Est. 1935, \$2,123,812

App. 1934, \$2,036,890

General Expenses, Marine Corps—Continued.

By objects	Obligations		
	Estimate, 1935	Estimate, 1934	Actual, 1933
PERSONAL SERVICES			
Total salaries and wages.....	\$4,883	\$5,944	\$4,891
Deduct legislative reductions.....	488	892	515
01 Personal services (net).....	4,395	5,052	4,376
OTHER OBLIGATIONS			
02 Supplies and materials.....	1,973,177	1,836,858	1,620,705
03 Subsistence and support of persons.....	118,814	120,448	115,010
06 Travel expenses.....	20,531	24,638	10,527
Total other obligations.....	2,112,522	1,981,944	1,746,242
Grand total obligations.....	2,116,917	1,986,996	1,750,618
Transferred to Department of Agriculture:			
Meat inspection, Bureau of Animal Industry.....	3,650	3,650	3,639
Salaries and expenses, Bureau of Agricultural Economics.....	3,000	2,640	2,920
Salaries and expenses, Food and Drug Administration.....	245	245	245
Net total obligations.....	2,123,812	1,993,531	1,757,422
Estimated savings and unobligated balances.....		43,359	366,176
Total estimate or appropriation.....	2,123,812	2,036,890	2,123,598
BY PROJECTS			
Salaries and wages.....	4,883	5,944	4,891
Deduct legislative reductions in compensation.....	488	892	515
1. Total salaries and wages.....	4,395	5,052	4,376
2. Rations in kind ashore.....	1,526,017	1,330,241	1,242,515
3. Rations (fixed Navy allowance).....	53,199	72,544	44,225
4. Rations (marine detachments aboard ship).....	328,500	336,122	271,458
5. Subsistence while traveling.....	20,531	24,638	10,527
6. Board and lodging of applicants for enlistment.....	8,000	15,000	1,908
7. Maintenance of ice machines.....	10,000	28,288	5,928
8. Ice for preservation of rations and for use in offices.....	40,000	50,000	36,079
9. Subsistence in hospitals.....	110,814	105,448	113,102
10. Losses by survey.....	15,461	19,663	20,500
Grand total.....	2,116,917	1,986,996	1,750,618
Transferred to Department of Agriculture:			
Meat inspections, Bureau of Animal Industry.....	+3,650	+3,650	+3,639
Salaries and expenses, Bureau of Agricultural Economics.....	+3,000	+2,640	+2,920
Salaries and expenses, Food and Drug Administration.....	+245	+245	+245
Total.....	2,123,812	1,993,531	1,757,422
Estimated savings and unobligated balances.....		+43,359	+366,176
Total estimate or appropriation.....	2,123,812	2,036,890	2,123,598

For clothing for enlisted men, **[\$649,985]** \$613,822 (acts July 11, 1798, 1 Stat., p. 594; Mar. 3, 1933, 47 Stat., p. 1538).

Est. 1935, \$613,822

App. 1934, \$649,985

By objects	Obligations		
	Estimate, 1935	Estimate, 1934	Actual, 1933
PERSONAL SERVICES			
Total salaries and wages.....	\$190,665	\$189,052	\$162,948
Deduct legislative reductions.....	19,067	28,358	16,962
01 Personal services (net).....	171,598	160,694	145,986
OTHER OBLIGATIONS			
02 Supplies and materials.....	437,224	118,900	129,877
12 Repairs and alterations.....	5,000	5,000	2,465
Total other obligations.....	442,224	123,900	132,342
Net total obligations.....	613,822	284,594	278,328
Estimated savings and unobligated balances.....		365,391	420,344
Total estimate or appropriation.....	613,822	649,985	698,672

General Expenses, Marine Corps—Continued.

By projects	Obligations		
	Estimate, 1935	Estimate, 1934	Actual, 1933
Salaries and wages.....	\$190,665	\$189,052	162,948
Deduct legislative reductions in compensations.....	19,067	28,358	16,962
1. Total salaries and wages.....	171,598	160,694	145,986
2. Uniform clothing material including made-up articles.....	435,224	116,900	128,561
3. Civilian clothing for enlisted men discharged with R.C.D.....	2,000	2,000	1,316
4. Machinery and equipment.....	5,000	5,000	2,465
Total.....	613,822	284,594	278,328

For fuel, heat, light, and power, including sales to officers, **[\$463,400]** \$424,600 (same acts).

Est. 1935, \$424,600

App. 1934, \$463,400

By objects	Obligations		
	Estimate, 1935	Estimate, 1934	Actual, 1933
02 Supplies and materials.....	\$282,600	\$246,400	\$227,811
10 Furnishing of heat, light, power, and electricity (service).....	142,000	153,600	139,028
Total obligations.....	424,600	400,000	366,839
Estimated savings and unobligated balances.....		63,400	108,161
Total estimate or appropriation.....	424,600	463,400	475,000
BY PROJECTS			
1. Coal.....	114,400	90,400	87,501
2. Wood.....	6,000	5,000	5,595
3. Kerosene.....	8,000	8,000	7,893
4. Gasoline.....	77,200	69,000	66,169
5. Gas.....	27,000	24,000	20,118
6. Fuel oil.....	50,000	50,000	40,555
7. Electric current.....	105,000	110,000	101,966
8. Steam heat.....	37,000	43,600	37,062
Total.....	424,600	400,000	366,839

For military supplies and equipment, including their purchase, repair, preservation, and handling; recreational, school, educational, library, musical, amusement, field sport and gymnasium supplies, equipment, services, and incidental expenses; purchase and marking of prizes for excellence in gunnery and rifle practice, good-conduct badges, medals, and buttons awarded to officers and enlisted men by the Government for conspicuous, gallant, and special service; rental and maintenance of target ranges and entrance fees for competitions, **[\$443,811]** \$472,330 (same acts).

Est. 1935, \$472,330

App. 1934, \$443,811

By objects	Obligations		
	Estimate, 1935	Estimate, 1934	Actual, 1933
PERSONAL SERVICES			
Total salaries and wages.....	\$44,040	\$44,040	\$43,520
Deduct legislative reductions.....	4,404	6,606	5,424
01 Personal services (net).....	39,636	37,434	38,096
OTHER OBLIGATIONS			
02 Supplies and materials.....	232,700	52,500	236,282
13 Special and miscellaneous current expenses.....	24,000	16,000	17,653
30 Equipment.....	175,994	87,637	83,806
Total other obligations.....	432,694	156,137	337,741
Net total obligations.....	472,330	193,571	375,837
Estimated savings and unobligated balances.....		250,240	119,463
Total estimate or appropriation.....	472,330	443,811	495,300
BY PROJECTS			
Salaries and wages.....	44,040	44,040	43,520
Deduct legislative reductions in compensation.....	4,404	6,606	5,424
1. Total salaries and wages.....	39,636	37,434	38,096
2. Supplies for vocational training schools.....	12,000	11,000	9,390
3. Supplies for officers' schools.....	10,900	10,000	8,151
4. Ammunition, gallery, pistol, etc.....	185,000	15,000	212,352

General Expenses, Marine Corps—Continued.

By projects	Obligations		
	Estimate, 1935	Estimate, 1934	Actual, 1933
5. Care and preservation of ammunition and ordnance materials.....	\$3,000	\$2,000	\$264
6. Prizes.....	1,800	1,800	1,138
7. Medals, good conduct, expert riflemen, sharpshooters, etc.....	4,000	6,700	2,108
8. Material for manufacturing accouterments.....	12,000	4,000	2,939
9. Lumber for tent floors.....	4,000	2,000	
10. Maintenance of targets and ranges.....	24,000	16,000	17,653
11. Reconnaissance outfits, photo material, etc.....	5,000	2,500	2,478
12. Band instruments and accessories.....	12,000	10,000	10,657
13. Maintenance of amusement and gymnasium rooms.....	1,000	1,000	603
14. Articles of field sport.....	5,000	5,000	2,590
15. Military equipment.....	60,000	15,000	50,966
16. Spare parts for rifles, pistols, and guns.....	57,994	41,137	8,721
17. Canvas, cots and sea bags.....	15,000	3,000	-3,552
18. Signal equipment, radio, telephone wire, flags, etc.....	20,000	10,000	11,343
Total.....	472,330	193,571	375,837

[Not to exceed for] For transportation of troops and applicants for enlistment, including cash in lieu of ferrriage and transfers en route; toilet kits for issue to recruits upon their first enlistment and other incidental expenses of the recruiting service; and **[including not to exceed \$35,000]** for transportation for dependents of officers and enlisted men, **[\$381,250]** **\$337,500** (same acts).

Est. 1935, \$337,500

App. 1934, \$381,250

By objects	Obligations		
	Estimate, 1935	Estimate, 1934	Actual, 1933
01 Personal services (medical examiners' fees).....	\$2,100	\$2,000	\$61
02 Supplies and materials.....	1,400	600	434
05 Communication service.....	4,000	2,000	1,562
06 Travel expenses.....	307,500	156,450	139,400
09 Advertising and publication of notices (service).....	15,000	14,000	10,348
10 Furnishing of heat, light, power and electricity (service).....	200	200	117
11 Rent of buildings and structures.....	3,000	4,000	3,221
13 Special and miscellaneous current expenses.....	3,800	1,800	1,373
30 Furniture, furnishings and fixtures.....	500	200	-164
Total obligations.....	337,500	181,250	156,352
Estimated savings and unobligated balances.....		200,000	224,898
Total estimate or appropriation.....	337,500	381,250	381,250

BY PROJECTS			
1. Medical examiners' fees.....	2,100	2,000	61
2. Gasoline and oil.....	1,000	400	349
3. Ice.....	400	200	85
4. Telegraph service.....	2,000	500	384
5. Telephone service.....	2,000	1,500	1,178
6. Transportation of troops.....	163,500	90,000	82,218
7. Transportation of applicants.....	96,000	32,200	29,515
8. Transportation (dependents officers and N.C.O.).....	40,000	26,250	20,714
9. Street car and ferry tickets.....	8,000	8,000	6,953
10. Advertising.....	15,000	14,000	10,348
11. Electric current.....	200	200	117
12. Rent of recruiting offices.....	3,000	4,000	3,221
13. Laundry and towel service.....	300	100	50
14. Repair of motor vehicles.....	500	500	264
15. Miscellaneous.....	3,000	1,200	1,059
16. Office furniture, scales, signs, etc.....	500	200	-164
Total.....	337,500	181,250	156,352

For repairs and improvements to barracks, quarters, and other public buildings at posts and stations; for the renting, leasing, and improvement of buildings in the District of Columbia, **[with the approval of the Public Buildings Commission,]** and at such other places as the public exigencies require, and the erection of temporary buildings upon the approval of the Secretary of the Navy at a total cost of not to exceed \$10,000 during the year, **[\$360,000]** **\$340,000** (same acts).

Est. 1935, \$340,000

App. 1934, \$360,000

General Expenses, Marine Corps—Continued.

By objects	Obligations		
	Estimate, 1935	Estimate, 1934	Actual, 1933
11 Rent of buildings and structures.....	\$90,000	\$80,000	\$93,422
12 Repairs and alterations.....	250,000	160,000	216,026
Total obligations.....	340,000	240,000	309,448
Estimated savings and unobligated balances.....		120,000	50,552
Total estimate or appropriation.....	340,000	360,000	360,000

For forage and stabling of public animals and the authorized number of officers' horses, **[\$30,000]** **\$25,000** (same acts).

Est. 1935, \$25,000

App. 1934, \$30,000

By objects	Obligations		
	Estimate, 1935	Estimate, 1934	Actual, 1933
04 Subsistence and care of animals.....	\$25,000	\$20,000	\$19,677
Estimated savings and unobligated balances.....		10,000	20,323
Total estimate or appropriation.....	25,000	30,000	40,000

For miscellaneous supplies, material, equipment, personal and other services, and for other incidental expenses for the Marine Corps not otherwise provided for; purchase, repair, and exchange of typewriters and calculating machines; purchase and repair of furniture and fixtures; repair of motor-propelled passenger-carrying vehicles; purchase of five motor cycles, at not to exceed \$295 each; and purchase, exchange, and repair of horse-drawn passenger-carrying and other vehicles, including parts; veterinary services and medicines for public animals and the authorized number of officers' horses; purchase of mounts and horse equipment for all officers below the grade of major required to be mounted; shoeing for public animals and the authorized number of officers' horses; books, newspapers, and periodicals; printing and binding; packing and crating of officers' allowance of baggage; funeral expenses of officers and enlisted men and accepted applicants for enlistment and retired officers on active duty, including the transportation of their bodies, arms, and wearing apparel from the place of demise to the homes of the deceased in the United States; construction, operation, and maintenance of laundries; and for all emergencies and extraordinary expenses, **[\$1,880,448]** **\$1,845,261** (acts July 11, 1798, 1 Stat., p. 594; Mar. 3, 1933, 47 Stat., pp. 1538-1539).

Est. 1935, \$1,845,261

App. 1934, \$1,880,448

By objects	Obligations		
	Estimate, 1935	Estimate, 1934	Actual, 1933
PERSONAL SERVICES			
Total salaries and wages.....	\$736,000	\$776,788	\$757,927
Deduct legislative reductions.....	73,600	116,518	74,062
01 Personal services (net).....	662,400	660,270	683,865
OTHER OBLIGATIONS			
02 Supplies and materials.....	82,000	61,500	65,365
04 Subsistence and care of animals and vehicles.....	1,500	1,000	913
05 Communication service.....	16,000	16,500	14,187
07 Transportation of things (service).....	340,000	307,000	341,475
08 Printing and binding.....	200	200	118
09 Advertising and publication of notices (service).....	500	800	254
10 Furnishing of water.....	50,000	45,000	40,988
12 Repairs and alterations.....	45,000	40,000	45,202
13 Special and miscellaneous current expenses.....	178,000	138,000	166,694
22 Burial expenses.....	5,000	5,000	3,588
30 Equipment.....	429,661	465,000	278,024
32 Nonstructural improvements.....	35,000	20,000	26,864
Total other obligations.....	1,182,861	1,100,000	983,672
Net total obligations.....	1,845,261	1,760,270	1,667,537
Estimated savings and unobligated balances.....		120,178	122,363
Total estimate or appropriation.....	1,845,261	1,880,448	1,789,900

General Expenses, Marine Corps—Continued.

BY PROJECTS	Obligations		
	Estimate, 1935	Estimate, 1934	Actual, 1933
Salaries and wages.....	\$736,000	\$776,788	\$757,927
Deduct legislative reductions in compensation.....	73,600	116,518	74,062
1. Total salaries and wages.....	662,400	660,270	683,865
2. Stationery and office supplies.....	25,000	25,000	21,021
3. Disinfectants and cleansers.....	22,000	17,000	12,907
4. Books, newspapers, and magazines.....	5,000	5,000	4,479
5. Lubricants.....	12,000	10,000	8,725
6. Packing and crating at posts.....	18,000	4,500	18,233
7. Horseshoeing and veterinary supplies.....	1,500	1,000	913
8. Telegraph service.....	1,000	1,500	652
9. Telephone service.....	15,000	15,000	13,535
10. Postage stamps.....	5,000	5,000	3,946
11. Freight and express, hire of bull carts, drayage.....	335,000	302,000	337,529
12. Printing and binding.....	200	200	118
13. Advertising.....	500	800	254
14. Water.....	50,000	45,000	40,988
15. Machinery and equipment.....	45,000	40,000	45,202
16. Rewards for apprehension of stragglers and deserters.....	5,000	3,000	2,850
17. Laundry service.....	23,000	23,000	19,096
18. Purchase, installation, and maintenance of gas, electric, sewer, and water systems.....	115,000	80,000	119,613
19. Artisans' tools.....	5,000	5,000	4,462
20. Packing boxes, crates, and tierces.....	25,000	23,000	18,481
21. Emergency and miscellaneous expenses.....	5,000	4,000	2,192
22. Burial expenses.....	5,000	5,000	3,588
23. Purchase of spare parts for:			
Motor trucks.....	85,000	65,000	51,856
Automobiles.....	10,000	12,000	11,839
Motorcycles.....	3,000	2,000	1,341
Bicycles.....	4,000	3,000	4,169
24. Purchase, hire, and upkeep of harness, wagons, carts, motor vehicles, and garage supplies.....	18,500	80,000	22,092
25. Purchase and repair of furniture, officers' quarters.....	26,161	17,000	10,090
26. Camp and garrison equipage and barracks furniture.....	115,000	125,000	95,022
27. Kitchen equipment.....	12,000	20,000	6,707
28. Mess utensils for enlisted men.....	8,000	7,000	3,807
29. Purchase of bed linen and mattresses.....	20,000	25,000	9,393
30. Purchase and repair of typewriters.....	10,000	10,000	9,558
31. Purchase and repair of computing and mimeograph machines.....	5,000	4,585	2,366
32. Furniture for offices.....	3,000	5,000	2,515
33. Purchase and hire of horses and mules.....	2,000	2,000	51
34. Telephone equipment.....	5,000	-----	5,188
35. Fire apparatus, extinguishers, hose carts, etc.....	8,000	8,000	7,583
36. Purchase, installation, and maintenance of laundries.....	10,000	10,000	-35,548
37. Improving and upkeep of parade grounds and walks.....	20,000	20,000	15,312
38. Purchase and repairs of furnaces, stoves, heating systems, and power plants.....	65,000	49,415	54,683
39. Pavements, roads, sidewalks, and streets.....	10,000	-----	5,142
40. Purchase and upkeep of pumps, wharves, and fences.....	25,000	20,000	21,722
Total.....	1,845,261	1,760,270	1,667,537

Marine Corps, Reserve: For clothing, subsistence, heat, light, transportation, and miscellaneous expenses, **[\$95,525]** \$75,000 (U.S.C., title 34, sec. 752; act Mar. 3, 1933, 47 Stat., p. 1539).

Est. 1935, \$75,000

App. 1934, \$95,525

By objects	Obligations		
	Estimate, 1935	Estimate, 1934	Actual, 1933
02 Supplies and materials.....	\$30,000	\$24,511	\$27,947
06 Travel expenses.....	21,200	12,162	24,484
13 Special and miscellaneous current expenses.....	23,800	27,009	28,869
Total obligations.....	75,000	63,682	81,300
Estimated savings and unobligated balances.....	-----	31,843	13,700
Total estimate or appropriation.....	75,000	95,525	95,000
BY PROJECTS	Obligations		
	Estimate, 1935	Estimate, 1934	Actual, 1933
1. Rations in kind.....	14,000	10,244	6,280
2. Clothing.....	16,000	14,267	21,667
3. Transportation.....	20,000	11,346	22,604
4. Subsistence in travel.....	1,200	816	1,880
5. Miscellaneous expenses.....	14,300	20,009	23,769
6. Aviation reserves.....	9,500	7,000	5,100
Total.....	75,000	63,682	81,300

In all, **[\$6,341,309]** \$6,257,325, to be accounted for as one fund: *Provided*, That the sum to be paid out of this appropriation for employees assigned to Group IV (b) and those performing similar services carried under native and alien schedules in the Schedule of Wages for Civil Employees in the Field Service of the Navy Department shall not exceed \$90,000.

Total, general expenses, Marine Corps, annual appropriations, general fund:

Estimate 1935, **\$6,257,325**Appropriated 1934, **\$6,341,309**

Total, Marine Corps, annual appropriations, general fund:

Estimate 1935, **\$21,141,819**Appropriated 1934, **\$20,349,251**

Trust fund:

Pay of Marine Corps, Deposit Fund—

For soldiers' deposits, so much as may be necessary to refund such deposits: *Provided*, That hereafter enlisted men of the Marine Corps shall be entitled to deposit their savings with the United States through any paymaster, in the same manner and under the same conditions as are now or may hereafter be provided for the enlisted men of the Navy: *Provided, however*, That the sums so deposited shall pass to the credit of the appropriation for pay of the Marine Corps (U. S. C., title 34, sec. 975).

Estimate 1935, **\$172,000**Appropriated 1934, **\$172,000**

5220 Repayment of deposits: Obligations—1935, \$172,000; 1934, \$172,000; 1933, \$159,106 (unobligated balance, \$15,894).

Total, Marine Corps:

Estimate 1935, **\$21,313,819**Appropriated 1934, **\$20,521,251**

ALTERATIONS TO NAVAL VESSELS

Major Alterations, Naval Vessels—

Toward the alterations and repairs required for the purpose of modernizing the United States ships New Mexico, Mississippi, and Idaho, authorized by the Act entitled "An Act to authorize alterations and repairs of certain naval vessels," approved February 28, 1931, **[\$5,500,000]** \$470,400 to remain available until expended: *Provided*, That the sum to be paid out of the amount available for expenditure under this head for the fiscal year **[1934]** 1935 for employees in field service assigned to Group IV (b) and those performing similar services carried under native and alien schedules in the Schedule of Wages for Civil Employees in the Field Service of the Navy Department shall not exceed **[\$30,000]** \$20,000 (act Mar. 3, 1933, 47 Stat., p. 1539).

Annual appropriation, general fund:

Estimate 1935, **\$470,400**Appropriated 1934, **\$5,500,000**

By objects	Obligations		
	Estimate, 1935	Estimate, 1934	Actual, 1933
12 Repairs and alterations:			
U.S.S. <i>New Mexico</i> , U.S.S. <i>Mississippi</i> , and U.S.S. <i>Idaho</i>	\$500,000	\$7,828,290	\$12,752,252
1932 appropriation obligated in 1934.....	-----	-734,072	-----
1933 appropriation obligated in 1934.....	-----	-1,247,748	+1,247,748
Total obligations.....	500,000	5,846,470	14,000,000
Deduct legislative reductions.....	29,600	626,155	659,129
Net total obligations.....	470,400	5,220,315	13,340,871
Estimated savings.....	-----	279,685	659,129
Total estimate or appropriation.....	470,400	5,500,000	14,000,000

INCREASE OF THE NAVY

Increase of the Navy, Construction and Machinery—

Construction and machinery: On account of hulls and outfits of vessels and machinery of vessels heretofore authorized, **[\$25,047,785]** \$26,442,000; and, in addition, (1) the Secretary of the Treasury is authorized and directed, upon the request of the Secretary of the Navy, to make transfers during the fiscal year **[1934]** 1935 from the naval supply account fund to this appropriation of sums

aggregating not to exceed **[\$8,000,000]** \$5,000,000, and (2) **[\$2,498,000, which]** there is hereby reappropriated for the objects embraced by this paragraph (a) **\$1,450,000** of the appropriation "Public Works, Navy, Emergency Construction, Act July 21, 1932," contained in the Act entitled "An Act to relieve destitution, to broaden the lending powers of the Reconstruction Finance Corporation, and to create employment by providing for and expediting a public works program," approved July 31, 1932, and (b) **\$550,000** of the unexpended balances of the amounts heretofore appropriated under the head of "Public works, Bureau of Yards and Docks," and the total sums hereby made available shall remain available until expended: *Provided*, That the sum to be paid out of the amount available for expenditure under the head of "Construction and Machinery" for the fiscal year **[1934]** 1935 for employees in the field service assigned to Group IV (b) and those performing similar services carried under native and alien schedules in the Schedule of Wages for Civil Employees in the Field Service of the Navy Department shall not exceed **[\$800,000]** \$465,000: *Provided*, That of the appropriations contained in this Act under the head of "Increase of the Navy," there shall be available such sums as the Secretary of the Navy may from time to time determine to be necessary for the engagement of technical services, including the purchase of plans, and the employment of personnel in the Navy Department and in the field, in addition to those otherwise provided for, owing to the construction of vessels heretofore authorized and herein or heretofore appropriated for in part: *Provided further*, That the appropriation limitation on expenditures, including armor and armament, for the aircraft carrier Numbered 4, is hereby fixed at **\$21,000,000** (act Mar. 3, 1933, 47 Stat., pp. 1539-1540).

Estimate 1935, **\$26,442,000**Appropriated 1934, **\$25,047,785**

By objects	Obligations		
	Estimate, 1935	Estimate, 1934	Actual, 1933
30301 Purchase and construction of vessels.	\$39,782,731	\$31,943,207	\$30,011,531
30302 Equipage of naval vessels.	1,500,000	1,580,000	1,858,000
Total obligations.	41,282,731	33,523,207	31,869,531
1934 appropriation obligated in 1933.		+3,073,500	-3,073,500
1935 appropriation obligated in 1933.	+3,688,200		-3,688,200
1935 appropriation obligated in 1934.	+351,522	-351,522	
Appropriations subsequent to 1935 obligated in 1933.			-3,494,831
Appropriations subsequent to 1935 obligated in 1935.	-11,122,453		
Received by transfer from—			
"Naval supply account fund"	-5,000,000	-8,000,000	-6,000,000
"Public works, Bureau of Yards and Docks"	-550,000		
"Public works, Navy, emergency construction"	-1,450,000	-2,498,000	-550,000
Deduct legislative reductions.	-758,000	-1,264,000	-964,992
Net total obligations.	26,442,000	24,483,185	14,098,008
Estimated savings.		564,600	964,992
Total estimate or appropriation.	26,442,000	25,047,785	15,063,000

National Industrial Recovery, Bureaus of Construction and Repair and Engineering—

By objects	Obligations		
	Estimate, 1935	Estimate, 1934	Actual, 1933
30 Purchase, construction, and equipment of naval vessels.	\$45,000,000	\$118,426,600	
1934 appropriation obligated in 1935.	-45,000,000	+45,000,000	
Unobligated balance.		+16,967,400	
Received by transfer from Federal Emergency Administration of Public Works.		-180,394,000	
Total estimate or appropriation.			

Increase of the Navy, Armor, Armament, and Ammunition—

Armor, armament, and ammunition: Toward the armor, armament, and ammunition for vessels heretofore authorized, **[\$8,365,000]** \$5,977,334, to remain available until expended: *Provided*, That the sum to be paid out of the amount available for expenditure under this head for the fiscal year **[1934]** 1935 for employees in the field service assigned to Group IV (b) and those performing similar services carried under native and alien schedules in the Schedule of Wages for Civil Employees in the Field Service of the Navy Department shall not exceed \$175,000 (act Mar. 3, 1933, 47 Stat., p. 1540).

Estimate 1935, **\$5,977,334**Appropriated 1934, **\$8,365,000**

Increase of the Navy, Armor, Armament, and Ammunition—Con.

By objects	Obligations		
	Estimate, 1935	Estimate, 1934	Actual, 1933
14 Maintenance and operation of shore stations.	\$175,000	\$175,000	\$158,466
16 Miscellaneous operating charges.	85,000	85,000	83,066
30 Purchase and construction of vessels (armor).	1,000,000	700,000	685,292
34 Reserve stores on hand (armament and ammunition).	3,495,115	19,506,200	10,566,861
Total obligations.	4,755,115	20,466,200	11,493,685
1934 appropriation obligated in 1933.		+8,043,685	-8,043,685
1935 appropriation obligated in 1934.	+6,330,000	-6,330,000	
Appropriations subsequent to 1935 obligated in 1934.			-13,814,885
Appropriations subsequent to 1935 obligated in 1935.	-4,755,115		
Received by transfer from "Public works, Navy, emergency construction"			-450,000
Grand total obligations.	6,330,000	8,365,000	3,000,000
Deduct legislative reductions.	352,666	529,000	309,423
Net total obligations.	5,977,334	7,836,000	2,690,577
Estimated savings and unobligated balances.		529,000	309,423
Total estimate or appropriation.	5,977,334	8,365,000	3,000,000

National Industrial Recovery, Navy Department, Bureau of Ordnance—

By objects	Obligations		
	Estimate, 1935	Estimate, 1934	Actual, 1933
30 Purchase and construction of vessels (armor).		\$4,783,200	
34 Reserve stores on hand (armament and ammunition).		51,872,569	950,231
Total obligations.		56,655,769	950,231
1934 appropriation obligated in 1933.		+950,231	-950,231
Total.		57,606,000	
Received by transfer from Federal Emergency Administration of Public Works.		-57,606,000	
Total estimate of appropriation.			

Total, increase of the Navy, annual appropriations, general fund:

Estimate 1935, **\$32,419,334**Appropriated 1934, **\$33,412,785**

That in the expenditure of appropriations in this Act the Secretary of the Navy shall, unless in his discretion the interest of the Government will not permit, purchase or contract for, within the limits of the United States, only articles of the growth, production, or manufacture of the United States, notwithstanding that such articles of the growth, production, or manufacture of the United States may cost more, if such excess of cost be not unreasonable.

The appropriations made in this Act for the purchase or manufacture of equipment or material or of a particular class of equipment or material shall be available for the purchase of letters patent, applications for letters patent, licenses under letters patent, and applications for letters patent that pertain to such equipment or material for which the appropriations are made.

No part of any appropriation made for the Navy shall be expended for any of the purposes herein provided for on account of the Navy Department in the District of Columbia, including personal services of civilians and of enlisted men of the Navy, except as herein expressly authorized: *Provided*, That there may be detailed to the Bureau of Navigation not to exceed at any one time six enlisted men of the Navy: *Provided further*, That enlisted men detailed to the naval dispensary and the radio communication service shall not be regarded as detailed to the Navy Department in the District of Columbia.

No part of the appropriations made in this Act shall be available for the salary or pay of any officer, manager, superintendent, foreman, or other person or persons having charge of the work of any employee of the United States Government while making or causing to be made with a stop watch or other time-measuring device a time study of any job of any such employee between the

starting and completion thereof, or of the movements of any such employee while engaged upon such work; nor shall any part of the appropriations made in this Act be available to pay any premiums or bonus or cash reward to any employee in addition to his regular wages, except for suggestions resulting in improvements or economy in the operation of any Government plant; and no part of the moneys herein appropriated for the Naval Establishment or herein made available therefor shall be used or expended under contracts hereafter made for the repair, purchase, or acquirement, by or from any private contractor, of any naval vessel, machinery, article or articles that at the time of the proposed repair, purchase, or acquirement can be repaired, manufactured, or produced in each or any of the Government navy yards or arsenals of the United States, when time and facilities permit, and when, in the judgment of the Secretary of the Navy, such repair, purchase, acquirement, or production would not involve an appreciable increase in cost to the Government: *Provided*, That nothing herein shall be construed as altering or repealing the proviso contained in section 1 of the Act to authorize the construction of certain naval vessels, approved February 13, 1929, which provides that the first and each succeeding alternate cruiser upon which work is undertaken, together with the main engines, armor, and armament shall be constructed or manufactured in the Government navy yards, naval gun factories, naval ordnance plants, or arsenals of the United States, except such material or parts as are not customarily manufactured in such Government plants (*act Mar. 3, 1933, 47 Stat., pp. 1540-1541*).

SALARIES

Salaries, Office of Secretary of the Navy—

For compensation for personal services in the District of Columbia, as follows:

Office of the Secretary of the Navy: Secretary of the Navy, Assistant Secretary of the Navy, and other personal services, **[\$177,400] \$154,800** (*U.S.C., title 5, secs. 3, 411, 420, 421a; act Mar. 3, 1933, 47 Stat., p. 1541*).

Estimate 1935, **\$154,800**

Appropriated 1934, **\$177,400**

By objects	Obligations			
	Estimate, 1935	Estimate, 1934	Actual, 1933	
PERSONAL SERVICES, DEPARTMENTAL	Posi- Av. tions salary	Posi- Av. tions salary	Posi- tions	Av. salary
Clerical, administrative, and fiscal service:				
Grade 16. Secretary of the Navy	1 \$15,000	1 \$15,000	1	\$15,000
Grade 15. Senior executive officer (Assistant Secretary)	1 8,000	1 8,000	1	9,000
Grade 14. Executive officer (special assistant to the Assistant Secretary of the Navy)			1	6,500
Grade 13. Chief administrative officer (chief clerk)	1 6,000	1 6,000	1	6,000
Grade 12. Head administrative officer	3 4,667	3 4,667	2	4,700
Grade 10. Junior administrative officer	1 3,600	1 3,600	1	3,600
Grade 9. Senior administrative assistant	2 3,300	2 3,300	3	3,334
Grade 8. Administrative assistant	3 3,167	3 3,167	2	3,300
Grade 7. Junior administrative assistant	3 2,900	3 2,900	3	2,900
Grade 6. Chief stenographer	1 2,300	1 2,300	1	2,300
Principal clerk-stenographer			1	2,400
Grade 5. Senior clerk	1 2,300	1 2,300	4	2,250
Senior clerk-stenographer	4 2,250	4 2,250	3	2,034
Grade 4. Clerk	8 2,003	8 2,003	9	1,993
Clerk-stenographer	4 1,800	4 1,800	4	1,880
Grade 3. Assistant clerk	9 1,740	9 1,740	11	1,745
Assistant clerk-stenographer	4 1,740	4 1,740	6	1,780
Grade 2. Junior clerk	5 1,512	5 1,512	7	1,509
Junior clerk-stenographer	2 1,530	2 1,530	3	1,500
Junior clerk-typist	2 1,620	2 1,620	2	1,620
Grade 1. Underclerk	5 1,308	5 1,308	6	1,300
Underclerk-typist			1	1,440
Underoperator, office devices	1 1,440	1 1,440	1	1,440
Professional service:				
Grade 5. Senior engineer (safety)	1 4,600	1 4,600	1	4,600
Grade 3. Associate engineer (petroleum)	1 3,200	1 3,200	1	3,200
Custodial service:				
Grade 6. Mechanic	1 1,680	1 1,680	1	1,860
Grade 4. Undermechanic	2 1,410	2 1,410	3	1,500
Grade 3. Messenger	4 1,290	4 1,290	4	1,290
Minor mechanic	1 1,260	1 1,260	1	1,260
Grade 2. Junior laborer			1	1,140
Grade 1. Junior messenger	1 600	1 600	1	600
Total permanent, departmental	72 172,000	72 172,000	87	200,980
Deduct lapses and administrative furloughs		382		7,870
Net permanent, departmental	172,000	171,618		193,110
Deduct legislative reductions	17,200	25,743		20,021
01 Personal services (net)	154,800	145,875		173,089
Estimated savings and unobligated balances		31,525		42,431
Total estimate or appropriation	154,800	177,400		215,520

Salaries, Office of Secretary of the Navy—Continued.

By activities	Obligations		
	Estimate, 1935	Estimate, 1934	Actual, 1933
Administrative	\$79,240	\$79,240	\$94,460
Personnel administration of civil employees, departmental and field	37,240	37,240	42,720
Files and records	25,800	25,800	31,500
Disbursing and accounting (departmental salaries, supplies, and equipment)	10,240	10,240	10,240
Purchase, storage, and issue of office supplies and equipment	7,660	7,660	8,800
Postal group (collection and distribution of departmental mail)	11,820	11,820	13,260
Total	172,000	172,000	200,980
Deduct lapses and administrative furloughs		382	7,870
Total	172,000	171,618	193,110

Salaries, General Board, Navy Department—

General board, **[\$11,513] \$11,304** (*act Mar. 3, 1933, 47 Stat., p. 1541*).

Estimate 1935, **\$11,304**

Appropriated 1934, **\$11,513**

By objects	Obligations			
	Estimate, 1935	Estimate, 1934	Actual, 1933	
PERSONAL SERVICES, DEPARTMENTAL	Posi- Av. tions salary	Posi- Av. tions salary	Posi- tions	Av. salary
Clerical, administrative, and fiscal service:				
Grade 12. Head administrative officer (chief clerk)	1 \$5,200	1 \$5,200	1	\$5,200
Grade 6. Chief stenographer	1 2,300	1 2,300	1	2,300
Grade 5. Senior clerk-stenographer	1 2,000	1 2,000	1	2,000
Grade 4. Principal stenographer	1 1,800	1 1,800	1	1,800
Custodial service:				
Grade 3. Messenger	1 1,260	1 1,260	1	1,260
Total permanent, departmental	5 12,560	5 12,560	5	12,560
Deduct lapses and administrative furloughs		137	5	105
Net permanent, departmental	12,560	12,423		12,455
Deduct legislative reductions	1,256	1,863		1,282
01 Personal services (net)	11,304	10,560		11,173
Estimated savings and unobligated balances		953		1,387
Total estimate or appropriation	11,304	11,513		12,560

Salaries, Naval Examining and Retiring Boards—

Naval examining and retiring boards, **[\$9,717] \$9,540** (*U.S.C., title 34, secs. 274, 275, 411; act Mar. 3, 1933, 47 Stat., p. 1541*).

Estimate 1935, **\$9,540**

Appropriated 1934, **\$9,717**

By objects	Obligations			
	Estimate, 1935	Estimate, 1934	Actual, 1933	
PERSONAL SERVICES, DEPARTMENTAL	Posi- Av. tions salary	Posi- Av. tions salary	Posi- tions	Av. salary
Clerical, administrative, and fiscal service:				
Grade 8. Administrative assistant (recorder and chief clerk)	1 \$3,100	1 \$3,100	1	\$3,100
Grade 6. Principal clerk-stenographer	1 2,400	1 2,400	1	2,400
Grade 4. Clerk-stenographer	1 1,800	1 1,800	1	1,800
Grade 3. Assistant clerk	1 1,860	1 1,860	1	1,860
Custodial service:				
Grade 3. Messenger	1 1,440	1 1,440	1	1,440
Total permanent, departmental	5 10,600	5 10,600	5	10,600
Deduct lapses and administrative furloughs		205	5	90
Net permanent, departmental	10,600	10,395		10,510
Deduct legislative reductions	1,060	1,559		1,066
01 Personal services (net)	9,540	8,836		9,444
Estimated savings and unobligated balances		881		1,156
Total estimate or appropriation	9,540	9,717		10,600

Salaries, Compensation Board, Navy Department—

Compensation board, **[\$7,975] \$6,156** (*act Mar. 3, 1933, 47 Stat., p. 1541*).

Estimate 1935, **\$6,156**

Appropriated 1934, **\$7,975**

Salaries, Compensation Board, Navy Department—Continued.

By objects	Obligations					
	Estimate, 1935		Estimate, 1934		Actual, 1933	
	Posi- tions	Av. salary	Posi- tions	Av. salary	Posi- tions	Av. salary
PERSONAL SERVICES, DEPARTMENTAL						
Clerical, administrative, and fiscal service:						
Grade 12. Head accountant and auditor.....	1	\$4,800	1	\$4,800	1	\$4,800
Grade 4. Principal stenographer.....	1	2,040	1	2,040	1	2,040
Grade 3. Assistant clerk.....			1	1,860	1	1,860
Total permanent, departmental.....	2	6,840	3	8,700	3	8,700
Deduct lapses and administrative furloughs.....				191		77
Net permanent, departmental.....		6,840		8,509		8,623
Deduct legislative reductions.....		684		1,276		859
01 Personal services (net).....		6,156		7,233		7,764
Estimated savings and unobligated bal- ances.....				742		936
Total estimate or appropriation.....		6,156		7,975		8,700

Salaries, Office of Naval Records and Library—

Office of Naval Records and Library, including employees engaged in the collection or copying and classification, with a view to publication, of the naval records of the war with the Central Powers of Europe, **[\$35,970]** \$30,672 (acts July 7, 1884, 23 Stat., p. 185; Mar. 3, 1933, 47 Stat., p. 1541).

Estimate 1935, **\$30,672**Appropriated 1934, **\$35,970**

By objects	Obligations					
	Estimate, 1935		Estimate, 1934		Actual, 1933	
	Posi- tions	Av. salary	Posi- tions	Av. salary	Posi- tions	Av. salary
PERSONAL SERVICES, DEPARTMENTAL						
Clerical, administrative, and fiscal service:						
Grade 7. Junior administrative assistant (chief clerk).....	1	\$3,100	1	\$3,100	1	\$3,100
Grade 5. Senior clerk.....	1	2,200	1	2,200	1	2,200
Grade 4. Clerk.....	6	1,920	6	1,920	8	1,927
Clerk-stenographer.....	1	2,100	1	2,100	1	2,100
Grade 3. Assistant clerk.....	1	1,860	1	1,860	1	1,860
Assistant clerk-stenographer.....	1	1,680	1	1,680	1	1,680
Grade 2. Junior clerk.....	2	1,620	2	1,620	2	1,620
Subprofessional service:						
Grade 6. Senior library assistant.....	1	2,200	1	2,200	1	2,200
Grade 4. Junior library assistant.....	1	1,800	1	1,800	1	1,800
Grade 3. Under library assistant.....	1	1,680	1	1,680	1	1,680
Grade 2. Minor library assistant.....	1	1,500	1	1,500	1	1,500
Custodial service:						
Grade 3. Messenger.....	1	1,200	1	1,200	2	1,230
Total permanent, departmental.....	18	34,080	18	34,080	21	39,240
Deduct lapses and administrative furloughs.....				373		878
Net permanent positions, depart- mental.....		34,080		33,707		38,362
Deduct legislative reductions.....		3,408		5,056		3,855
01 Personal services (net).....		30,672		28,651		34,507
Estimated savings and unobligated bal- ances.....				7,319		4,733
Total estimate or appropriation.....		30,672		35,970		39,240
By ACTIVITIES						
1. Office administration.....		8,080		8,080		9,340
2. Naval records.....		16,960		16,960		20,860
3. Library.....		7,180		7,180		7,180
4. Pictorial records.....		1,860		1,860		1,860
Total permanent, departmental.....		34,080		34,080		39,240
Deduct lapses and administrative furloughs.....				373		878
Total.....		34,080		33,707		38,362

Salaries, Office of Judge Advocate General, United States Navy—

Office of Judge Advocate General, **[\$117,087]** \$104,940 (U.S.C., title 5, sec. 428; act Mar. 3, 1933, 47 Stat., p. 1541).

Estimate 1935, **\$104,940**Appropriated 1934, **\$117,087**

By objects	Obligations					
	Estimate, 1935		Estimate, 1934		Actual, 1933	
	Posi- tions	Av. salary	Posi- tions	Av. salary	Posi- tions	Av. salary
PERSONAL SERVICES, DEPARTMENTAL						
Clerical, administrative, and fiscal service:						
Grade 7. Junior administrative assistant.....	1	\$2,700	1	\$2,700	1	\$3,000
Grade 5. Senior clerk.....	1	2,400	1	2,400	1	2,400
Grade 4. Principal stenographer.....	1	1,920	1	1,920	1	1,920
Clerk-stenographer.....					1	1,860

Salaries, Office of Judge Advocate General, United States Navy—Continued.

By objects	Obligations					
	Estimate, 1935		Estimate, 1934		Actual, 1933	
	Posi- tions	Av. salary	Posi- tions	Av. salary	Posi- tions	Av. salary
PERSONAL SERVICES, DEPARTMENTAL—con.						
Clerical, administrative, and fiscal service— Continued.						
Grade 3. Senior stenographer.....	2	\$1,830	2	\$1,830	2	\$1,830
Assistant clerk-stenographer.....	14	1,744	14	1,744	15	1,748
Grade 2. Junior clerk.....	1	1,680	1	1,680	1	1,680
Junior clerk-typist.....	2	1,560	2	1,560	2	1,620
Junior clerk-stenographer.....	1	1,440	1	1,440	2	1,440
Grade 1. Underclerk-typist.....	1	1,500	1	1,500	1	1,500
Professional service:						
Grade 7. Head attorney.....	1	7,000	1	7,000	2	7,000
Grade 6. Principal attorney.....	1	5,600	1	5,600	1	5,600
Grade 5. Senior attorney.....	4	4,850	4	4,850	4	4,850
Patent attorney.....	1	4,600	1	4,600	1	4,600
Grade 4. Attorney.....	2	4,000	2	4,000	2	4,000
Patent examiner.....	1	3,800	1	3,800	1	3,800
Grade 3. Associate legal advisor.....	1	3,300	1	3,300	1	3,300
Associate patent examiner.....	2	3,200	2	3,200	2	3,200
Grade 2. Assistant patent examiner.....	1	3,000	1	3,000	1	3,000
Assistant attorney.....	2	2,850	2	2,850	2	2,850
Senior legal assistant.....	1	2,900	1	2,900	1	2,900
Grade 1. Junior attorney.....					1	2,300
Junior legal assistant.....	1	2,200	1	2,200	1	2,200
Custodial service:						
Grade 3. Messenger.....	2	1,320	2	1,320	3	1,300
Total permanent, departmental.....	44	117,380	44	117,380	50	133,460
Deduct lapses and administrative furloughs.....		780		747		6,370
Net permanent, departmental.....		116,600		116,633		127,090
Deduct legislative reductions.....		11,660		17,495		13,413
01 Personal services (net).....		104,940		99,138		113,677
Estimated savings and unobligated balances.....				17,949		16,563
Total estimate or appropriation.....		104,940		117,087		130,240
By ACTIVITIES						
Civil employees, custodial service, budget matters, and requisitions.....		7,740		7,740		9,000
Consulting attorney, library, and publica- tions.....		10,820		10,820		10,820
Naval courts and boards.....		18,080		18,080		18,380
Administrative, admiralty, international law, and legislative matters.....		31,760		31,760		31,760
Contracts, real estate, bonds, and claims.....		28,120		28,120		39,160
Patents, trade marks, and copyrights.....		20,860		20,860		24,340
Total permanent, departmental.....		117,380		117,380		133,460
Deduct lapses and administrative furloughs.....		780		747		6,370
Total.....		116,600		116,633		127,090

Salaries, Office of Chief of Naval Operations—

Office of Chief of Naval Operations, **[\$69,423]** \$61,830 (U.S.C., title 5, sec. 422; act Mar. 3, 1933, 47 Stat., p. 1541).

Estimate 1935, **\$61,830**Appropriated 1934, **\$69,423**

By objects	Obligations					
	Estimate, 1935		Estimate, 1934		Actual, 1933	
	Posi- tions	Av. salary	Posi- tions	Av. salary	Posi- tions	Av. salary
PERSONAL SERVICES, DEPARTMENTAL						
Clerical, administrative, and fiscal service:						
Grade 9. Senior administrative assistant.....	1	\$3,200	1	\$3,200	1	\$3,200
Grade 7. Junior administrative assistant.....	2	2,850	2	2,850	2	2,850
Grade 6. Principal clerk.....	1	2,800	1	2,800	1	2,800
Principal clerk-stenographer.....	1	2,300	1	2,300	1	2,300
Grade 5. Senior photographer.....	1	2,400	1	2,400	1	2,400
Senior clerk.....	1	2,200	1	2,200	1	2,200
Grade 4. Clerk.....	2	1,980	2	1,980	1	2,040
Clerk-stenographer.....	2	1,950	2	1,950	2	1,950
Grade 3. Assistant clerk.....	5	1,704	5	1,704	5	1,704
Assistant clerk-stenographer.....	4	1,770	4	1,770	5	1,740
Senior stenographer.....	6	1,800	6	1,800	7	1,800
Grade 2. Junior clerk-stenographer.....	1	1,440	1	1,440	2	1,440
Junior stenographer.....	1	1,440	1	1,440	1	1,440
Grade 1. Underclerk.....	3	1,440	3	1,440	3	1,440
Subprofessional service:						
Grade 6. Senior engineering draftsman.....	1	2,000	1	2,000	1	2,000
Grade 5. Engineering draftsman.....					1	1,800
Custodial service:						
Grade 4. Undermechanic.....	1	1,620	1	1,620	1	1,620
Grade 3. Messenger.....	4	1,305	4	1,305	4	1,305
Total permanent, departmental.....	37	68,900	37	68,900	40	73,640
Deduct lapses and administrative furloughs.....		200		212		798
Net permanent, departmental.....		68,700		68,688		72,842

Salaries, Office of Chief of Naval Operations—Continued.

By objects	Obligations		
	Estimate, 1935	Estimate, 1934	Actual, 1933
PERSONAL SERVICES, DEPARTMENTAL—CON.			
Deduct legislative reductions.....	\$6,870	\$10,303	\$7,399
01 Personal services (net).....	61,830	58,385	65,443
Estimated savings and unobligated balances.....		11,038	8,317
Total estimate or appropriation.....	61,830	69,423	73,760
BY ACTIVITIES			
1. Office administration.....	23,180	23,180	24,620
2. Planning.....	1,980	1,980	3,780
3. Naval districts.....	1,920	1,920	1,920
4. Policy and liaison.....	3,300	3,300	3,240
5. Ship movements.....	7,720	7,720	7,720
6. Material.....	11,960	11,960	11,720
7. Fleet training.....	18,840	18,840	20,640
Total permanent, departmental.....	68,900	68,900	73,640
Deduct lapses and administrative furloughs.....	200	212	798
Total.....	68,700	68,688	72,842

Salaries, Board of Inspection and Survey, Navy Department—
Board of Inspection and Survey, **[\$17,454]** \$15,516 (U.S.C., title 34, sec. 491; act Mar. 3, 1933, 47 Stat., p. 1541).

Estimate 1935, **\$15,516**Appropriated 1934, **\$17,454**

By objects	Obligations					
	Estimate, 1935		Estimate, 1934		Actual, 1933	
PERSONAL SERVICES, DEPARTMENTAL	Posi- tions	Av. salary	Posi- tions	Av. salary	Posi- tions	Av. salary
Clerical, administrative, and fiscal service:						
Grade 7. Junior administrative assistant.....	1	\$2,600	1	\$2,600	1	\$2,600
Grade 4. Clerk-stenographer.....					1	1,800
Grade 3. Clerk.....	1	1,800	1	1,800	1	1,800
Grade 3. Assistant clerk-stenographer.....	1	1,860	1	1,860	1	1,860
Grade 2. Senior stenographer.....	1	1,800	1	1,800	1	1,800
Grade 2. Junior clerk-typist.....	1	1,680	1	1,680	1	1,680
Professional and scientific service:						
Grade 3. Associate engineer (naval archi- tect).....	1	3,300	1	3,300	1	3,300
Subprofessional service:						
Grade 8. Chief engineering draftsman....	1	3,000	1	3,000	1	3,000
Custodial service:						
Grade 3. Messenger.....	1	1,200	1	1,200	1	1,200
Total permanent, departmental.....	8	17,240	8	17,240	9	19,040
Deduct lapses and administrative furloughs.....						251
Net permanent, departmental.....		17,240		17,240		18,789
Deduct legislative reductions.....		1,724		2,586		1,991
01 Personal services (net).....		15,516		14,654		16,798
Estimated savings and unobligated bal- ances.....				2,800		3,982
Total estimate or appropriation.....		15,516		17,454		20,780

Salaries, Office of Director of Naval Communications—
Office of Director of Naval Communications, **[\$123,272]** \$108,720 (act Mar. 3, 1933, 47 Stat., p. 1541).

Estimate 1935, **\$108,720**Appropriated 1934, **\$123,272**

By objects	Obligations					
	Estimate, 1935		Estimate, 1934		Actual, 1933	
PERSONAL SERVICES, DEPARTMENTAL	Posi- tions	Av. salary	Posi- tions	Av. salary	Posi- tions	Av. salary
Clerical, administrative, and fiscal service:						
Grade 8. Administrative assistant.....	1	\$2,900	1	\$2,900	1	\$2,900
Grade 7. Junior administrative assistant.....	1	3,200	1	3,200	1	3,200
Grade 6. Principal clerk.....	2	2,350	2	2,350	2	2,350
Grade 5. Senior accounting and auditing assistant.....	1	2,200	1	2,200	1	2,200
Senior clerk.....	4	2,300	4	2,300	4	2,300
Grade 4. Clerk-stenographer.....	1	2,040	1	2,040	1	2,040
Head operator, office devices.....	4	1,995	4	1,995	6	1,940
Clerk.....	4	1,935	4	1,935	5	1,908

Salaries, Office of Director of Naval Communications—Continued.

By objects	Obligations					
	Estimate, 1935		Estimate, 1934		Actual, 1933	
PERSONAL SERVICES, DEPARTMENTAL—CON.	Posi- tions	Av. salary	Posi- tions	Av. salary	Posi- tions	Av. salary
Clerical, administrative, and fiscal service—Continued.						
Grade 3. Senior stenographer.....	5	\$1,788	5	\$1,788	5	\$1,788
Assistant clerk-stenographer.....	1	1,740	1	1,740	2	1,680
Assistant clerk.....	7	1,723	7	1,723	7	1,723
Grade 2. Junior clerk.....	11	1,680	11	1,680	12	1,675
Junior operator, office devices.....	3	1,600	3	1,600	4	1,650
Junior clerk-typist.....	1	1,500	1	1,500	2	1,530
Junior clerk-stenographer.....	1	1,440	1	1,440	1	1,440
Grade 1. Underclerk.....	1	1,260	1	1,260	1	1,260
Underoperator, office devices.....	10	1,476	10	1,476	10	1,476
Professional service:						
Grade 5. Senior engineer.....					1	4,800
Grade 4. Cryptanalyst.....	1	3,800	1	3,800	1	3,800
Grade 2. Assistant engineer.....	1	2,600	1	2,600		
Subprofessional service:						
Grade 8. Chief engineering aide.....	1	2,900	1	2,900	1	2,900
Grade 5. Cryptanalyst aide.....	1	1,800	1	1,800		
Custodial service:						
Grade 3. Messenger.....	4	1,260	4	1,260	5	1,248
Total permanent, departmental.....	66	121,080	66	121,080	73	134,740
Deduct lapses and administrative furloughs.....		280		245		4,458
Net permanent, departmental.....		120,800		120,835		130,282
Deduct legislative reductions.....		12,080		18,125		13,334
01 Personal services (net).....		108,720		102,710		116,948
Estimated savings and unobligated balances.....				20,562		18,032
Total estimate or appropriation.....		108,720		123,272		134,980
BY ACTIVITIES						
1. Office administration.....		21,220		21,220		21,220
2. Codes, ciphers, research, and registered publications.....		30,680		30,680		33,680
3. Commercial traffic.....		18,460		18,460		24,260
4. Communication office (telephones, telegraphs, and despatches).....		50,720		50,720		55,580
Total permanent, departmental.....		121,080		121,080		134,740
Deduct lapses and administrative furloughs.....		280		245		4,458
Total.....		120,800		120,835		130,282

Salaries, Office of Naval Intelligence—
Office of Naval Intelligence, **[\$36,978]** \$32,760 (act Mar. 3, 1933, 47 Stat., p. 1541).

Estimate 1935, **\$32,760**Appropriated 1934, **\$36,978**

By objects	Obligations					
	Estimate, 1935		Estimate, 1934		Actual, 1933	
PERSONAL SERVICES, DEPARTMENTAL	Posi- tions	Av. salary	Posi- tions	Av. salary	Posi- tions	Av. salary
Clerical, administrative, and fiscal service:						
Grade 7. Junior administrative assistant.....	1	\$2,600	1	\$2,600	1	\$2,600
Grade 6. Principal clerk.....	1	2,300	1	2,300	1	2,300
Grade 5. Senior translator.....	2	2,000	2	2,000	3	2,067
Grade 4. Clerk.....	1	1,860	1	1,860	1	1,860
Clerk-stenographer.....	1	1,920	1	1,920	1	1,920
Grade 3. Assistant clerk.....	1	1,680	1	1,680	1	1,680
Assistant clerk-stenographer.....	4	1,650	4	1,650	5	1,668
Grade 2. Junior clerk.....	1	1,620	1	1,620	1	1,620
Junior clerk-stenographer.....	2	1,560	2	1,560	2	1,560
Junior clerk-typist.....	2	1,560	2	1,560	2	1,560
Subprofessional service:						
Grade 7. Principal library assistant.....	1	2,900	1	2,900	1	2,900
Grade 5. Library assistant.....	1	2,160	1	2,160	1	2,160
Custodial service:						
Grade 3. Messenger.....	2	1,260	2	1,260	2	1,260
Total permanent, departmental.....	20	36,400	20	36,400	22	40,340
Deduct lapses and administrative furloughs.....						972
Net permanent, departmental.....		36,400		36,400		39,368
Deduct legislative reductions.....		3,640		5,460		4,006
01 Personal services (net).....		32,760		30,940		35,362
Estimated savings and unobligated bal- ances.....				6,038		6,078
Total estimate or appropriation.....		32,760		36,978		41,440

Salaries, Bureau of Navigation—
Bureau of Navigation, **[\$454,745]** \$407,943 (U.S.C., title 5, sec. 429; act Mar. 3, 1933, 47 Stat., p. 1541).

Estimate 1935, **\$407,943**Appropriated 1934, **\$454,745**

Salaries, Bureau of Navigation—Continued.

By objects	Obligations					
	Estimate, 1935		Estimate, 1934		Actual, 1933	
PERSONAL SERVICES, DEPARTMENTAL	Posi- tions	Av. salary	Posi- tions	Av. salary	Posi- tions	Av. salary
Clerical, administrative, and fiscal service:						
Grade 11. Principal administrative officer (chief clerk).....	1	\$4,200	1	\$4,200	1	\$4,200
Grade 9. Senior administrative assistant.....	3	3,233	3	3,233	3	3,233
Grade 8. Administrative assistant.....	3	2,967	3	2,967	3	2,967
Grade 7. Junior administrative assistant.....	5	2,940	5	2,940	5	2,940
Grade 6. Principal clerk.....	7	2,557	7	2,557	7	2,557
Grade 5. Senior clerk.....	18	2,255	18	2,255	18	2,255
Grade 4. Clerk.....	29	1,906	29	1,906	29	1,906
Clerk-stenographer.....	4	1,905	4	1,905	4	1,935
Grade 3. Assistant clerk-stenographer.....	51	1,706	51	1,706	57	1,711
Senior operator, office devices.....	18	1,706	18	1,706	19	1,711
Assistant photographer.....	1	1,680	1	1,680	1	1,680
Grade 2. Junior clerk.....	1	1,620	1	1,620	1	1,620
Junior clerk-stenographer.....	41	1,543	41	1,543	51	1,536
Junior clerk-typist.....	23	1,479	23	1,479	28	1,481
Junior stenographer.....	23	1,505	23	1,505	28	1,494
Junior operator, office devices.....	4	1,470	4	1,470	4	1,470
Grade 1. Underclerk.....	1	1,440	1	1,440	1	1,440
Underclerk-typist.....	5	1,332	5	1,332	7	1,311
Professional and scientific service:	1	1,260	1	1,260	1	1,260
Grade 6. Chief educationist.....	1	6,000	1	6,000	1	6,000
Grade 5. Senior librarian.....	1	4,800	1	4,800	1	4,800
Custodial service:						
Grade 4. Head messenger.....					1	1,440
Grade 3. Messenger.....	14	1,272	14	1,272	14	1,272
Total permanent, departmental.....	255	455,640	255	455,640	285	501,780
Deduct lapses and administrative furloughs.....		2,370		5,855		12,323
Net permanent, departmental.....		453,270		449,785		489,457
Deduct legislative reductions.....		45,327		67,468		49,809
01 Personal services (net).....		407,943		382,317		439,648
Estimated savings and unobligated bal- ances.....				72,428		60,892
Total estimate or appropriation.....		407,943		454,745		500,540
BY ACTIVITIES						
1. Administration.....		83,720		83,720		90,920
2. Officer personnel, U.S. Navy, procure- ment and administration.....		83,880		83,880		94,620
3. Enlisted personnel, U.S. Navy, procure- ment and administration.....		225,640		225,640		250,660
4. Naval Reserve personnel, procurement, administration, and training.....		24,400		24,400		25,840
5. Training, education, and welfare of offi- cer and enlisted personnel, U.S. Navy; administration of Naval Reserve Offi- cers Training Corps.....		22,980		22,980		22,980
6. Direction of Navy passenger traffic.....		15,020		15,020		16,760
Total permanent, departmental.....		455,640		455,640		501,780
Deduct lapses and administrative furloughs.....		2,370		5,855		12,323
Total.....		453,270		449,785		489,457

Salaries, Hydrographic Office—

Hydrographic Office, **[\$378,785]** \$337,356 (U.S.C., title 5, sec. 457; act Mar. 3, 1933, 47 Stat., p. 1541).

Estimate 1935, **\$337,356**Appropriated 1934, **\$378,785**

By objects	Obligations					
	Estimate, 1935		Estimate, 1934		Actual, 1933	
PERSONAL SERVICES, DEPARTMENTAL	Posi- tions	Av. salary	Posi- tions	Av. salary	Posi- tions	Av. salary
Clerical, administrative, and fiscal service:						
Grade 10. Junior administrative officer (chief clerk).....	1	\$3,500	1	\$3,500	1	\$3,500
Grade 8. Administrative assistant.....	1	3,000	1	3,000	1	3,000
Grade 6. Principal clerk.....	1	2,400	1	2,400	1	2,900
Grade 5. Senior clerk.....	1	2,000	1	2,000	1	2,400
Grade 4. Clerk.....	2	1,800	2	1,800	1	1,800
Clerk-stenographer.....					1	1,980
Principal stenographer.....	1	1,980	1	1,980	1	1,980
Grade 3. Clerk.....	1	1,620	1	1,620		
Assistant clerk.....	2	1,740	2	1,740	3	1,700
Assistant clerk-stenographer.....	4	1,755	4	1,755	5	1,764
Grade 2. Junior clerk-typist.....	3	1,600	3	1,600	3	1,600
Junior clerk-stenographer.....	2	1,590	2	1,590	2	1,590
Junior operator, office devices.....	1	1,680	1	1,680	1	1,680
Grade 1. Underclerk.....	2	1,410	2	1,410	2	1,410
Professional service:						
Grade 6. Principal scientist.....					1	5,600
Principal engineer.....	1	5,600	1	5,600	1	5,600
Grade 5. Senior scientist.....	1	4,600	1	4,600	1	4,600
Senior engineer.....	7	4,629	7	4,629	8	4,650
Senior engraver.....	1	4,600	1	4,600	1	4,600
Grade 4. Engineer.....	3	3,800	3	3,800	3	3,800

Salaries, Hydrographic Office—Continued.

By objects	Obligations					
	Estimate, 1935		Estimate, 1934		Actual, 1933	
PERSONAL SERVICES, DEPARTMENTAL—CON.	Posi- tions	Av. salary	Posi- tions	Av. salary	Posi- tions	Av. salary
Professional service—Continued.						
Grade 3. Associate engineer.....	16	\$3,269	16	\$3,269	16	\$3,269
Associate engraver.....	4	3,300	4	3,300	6	3,287
Grade 2. Assistant engineer.....	7	2,700	7	2,700	8	2,725
Assistant scientist.....	7	2,729	7	2,729	8	2,713
Grade 1. Junior Engineer.....	6	2,150	6	2,150	6	2,150
Junior scientist.....	2	2,000	2	2,000	2	2,000
Subprofessional service:						
Grade 8. Chief engineering draftsman.....	6	2,683	6	2,683	7	2,671
Chief lithographer, artistic.....	7	2,600	7	2,600	7	2,600
Chief lithographer, mechanical.....	1	2,600	1	2,600	1	2,600
Grade 7. Principal engineering drafts- man.....	4	2,375	4	2,375	5	2,360
Principal lithographer, artistic.....	1	2,300	1	2,300	1	2,400
Principal lithographer, mechan- ical.....	1	2,300	1	2,300	1	2,300
Grade 6. Senior engineering draftsman.....	11	2,136	11	2,136	11	2,136
Senior lithographer, artistic.....	4	2,225	4	2,225	3	2,267
Senior lithographer, mechanical.....	12	2,200	12	2,200	13	2,223
Senior engineering aid.....	1	2,000	1	2,000	1	2,000
Grade 5. Engineering draftsman.....	1	1,800	1	1,800	1	1,800
Lithographer, artistic.....	2	1,800	2	1,800	2	2,100
Engineering aid.....	1	1,800	1	1,800	1	1,800
Grade 4. Assistant engineering drafts- man.....	2	1,620	2	1,620	3	1,620
Assistant lithographer, artistic.....	1	1,680	1	1,680	5	1,632
Assistant lithographer, mechan- ical.....	2	1,620	2	1,620	2	1,740
Grade 3. Junior engineering draftsman.....	8	1,500	8	1,500	9	1,493
Junior lithographer, artistic.....	3	1,440	3	1,440	3	1,480
Junior lithographer, mechanical.....	2	1,620	2	1,620	2	1,620
Grade 2. Apprentice lithographer, artistic.....	6	1,260	3	1,260	4	1,275
Apprentice lithographer, me- chanical.....	2	1,260	2	1,260	1	1,260
Grade 1. Minor apprentice lithographer, mechanical.....	2	1,020	2	1,020	2	1,020
Custodial service:						
Grade 4. Assistant foreman of laborers.....					1	1,440
Grade 3. Messenger.....	3	1,320	3	1,320	3	1,320
Senior laborer.....	5	1,356	5	1,356	7	1,327
Total permanent, departmental.....	165	389,660	162	385,880	180	430,980
Deduct lapses and administrative furloughs.....		14,820		14,820		19,032
Net permanent, departmental.....		374,840		371,060		411,948
Deduct legislative reductions.....		37,484		55,660		41,526
01 Personal services (net).....		337,356		315,400		370,422
Estimated savings and unobligated bal- ances.....				63,385		60,558
Total estimate or appropriation.....		337,356		378,785		430,980
BY ACTIVITIES						
1. Office administration, correspondence, finance, and records.....		22,600		22,600		22,600
2. Research and editing of aids to naviga- tion.....		58,220		58,220		58,220
3. Nautical chart construction and print- ing plant.....		247,840		244,060		244,060
4. Aviation charts and aids.....		25,740		25,740		25,740
5. Chart stock correction and distribution of charts and publications.....		35,260		35,260		35,260
Total permanent, departmental.....		389,660		385,880		430,980
Deduct lapses and administrative furloughs.....		14,820		14,820		19,032
Total.....		374,840		371,060		411,948

Salaries, Naval Observatory—

Naval Observatory, including \$2,500 for pay of computers on piecemeal in preparing for publication the American Ephemeris and Nautical Almanac and in improving the tables of the planets, moon, and stars, **[\$169,576]** \$149,994 (U.S.C., title 5, secs. 463, 464; acts Aug. 31, 1842, 5 Stat., p. 576; Mar. 3, 1849, 9 Stat., p. 375; Mar. 3, 1933, 47 Stat., p. 1541).

Estimate 1935, **\$149,994**Appropriated 1934, **\$169,576**

By objects	Obligations					
	Estimate, 1935		Estimate, 1934		Actual, 1933	
PERSONAL SERVICES, DEPARTMENTAL	Posi- tions	Av. salary	Posi- tions	Av. salary	Posi- tions	Av. salary
Clerical, administrative, and fiscal service:						
Grade 8. Administrative assistant.....	1	\$3,500	1	\$3,500	1	\$3,500
Grade 6. Principal clerk.....	1	2,600	1	2,600	1	2,600
Grade 5. Senior clerk.....	1	2,000	1	2,000	1	2,000
Grade 4. Principal stenographer.....	1	1,980	1	1,980	1	1,980
Clerk.....	2	1,890	2	1,890	2	1,890
Grade 3. Assistant clerk.....	1	1,680	1	1,680	2	1,710
Assistant clerk-stenographer.....	1	1,800	1	1,800	1	1,800
Grade 2. Junior clerk.....	1	1,680	1	1,680	1	1,680

Salaries, Naval Observatory—Continued.

By objects	Obligations					
	Estimate, 1935		Estimate, 1934		Actual, 1933	
	Posi- tions	Av. salary	Posi- tions	Av. salary	Posi- tions	Av. salary
PERSONAL SERVICES, DEPARTMENTAL—CON.						
Professional service—Continued.						
Grade 7. Head scientist.....	1	\$6,500	1	\$6,500	1	\$6,500
Grade 6. Principal scientist.....	3	5,600	3	5,600	3	5,600
Grade 5. Senior scientist.....	2	4,600	2	4,600	2	4,600
Grade 4. Scientist.....	4	3,900	4	3,900	4	3,900
Grade 3. Associate scientist.....	5	3,320	5	3,320	8	3,338
Grade 2. Assistant scientist.....	6	2,700	6	2,700	6	2,700
Assistant scientist.....	1	(¹)	1	(¹)	1	(¹)
Grade 1. Junior scientist.....	6	2,117	6	2,117	7	2,100
Subprofessional service:						
Grade 7. Principal laboratory mechanic.....	1	2,700	1	2,700	1	2,700
Grade 5. Scientific aide.....	3	1,880	3	1,880	5	1,872
Grade 4. Junior library assistant.....	1	1,740	1	1,740	1	1,740
Assistant laboratory mechanic.....	1	1,620	1	1,620	1	1,620
Grade 3. Gardener.....	1	1,680	1	1,680	1	1,680
Junior scientific aid.....	3	1,480	3	1,480	5	1,476
Custodial service:						
Grade 8. Principal mechanic.....	2	2,200	2	2,200	2	2,200
Grade 7. Assistant chief guard.....					1	2,040
Grade 6. Mechanic.....	2	1,770	2	1,770	2	1,770
Grade 4. Under mechanic.....	1	1,320	1	1,320	1	1,320
Grade 3. Minor mechanic.....	4	1,380	4	1,380	4	1,380
Guard (watchman).....	7	1,329	7	1,329	7	1,329
Messenger.....	3	1,400	3	1,400	3	1,400
Senior laborer.....	2	1,290	2	1,290	2	1,290
Chauffeur.....	1	1,200	1	1,200	1	1,200
Grade 2. Junior laborer.....	4	1,140	4	1,140	5	1,140
Total permanent, departmental.....	73	169,560	73	169,560	84	193,220
Deduct lapses and administrative furloughs.....		800				6,918
Net permanent, departmental.....		168,760		169,560		186,302
Deduct subsistence and quarters furnished.....		2,100		2,100		2,038
Total.....		166,660		167,460		184,264
Deduct legislative reductions.....		16,666		25,435		19,064
01 Personal services (net).....		149,994		142,025		165,200
Estimated savings and unobligated bal- ances.....				27,551		28,340
Total estimate or appropriation.....		149,994		169,576		193,540
BY ACTIVITIES						
1. Administration.....		17,620		17,620		17,620
2. Upkeep and supply of navigational and aerological instruments.....		11,740		11,740		13,480
3. Distribution of correct time.....		6,200		6,200		6,200
4. Making fundamental astronomical ob- servations and preparing results for publication.....		56,680		56,680		72,220
5. Care and upkeep of astronomical ins- truments.....		4,320		4,320		4,320
6. Preparation of American Ephemeris and Nautical Almanac.....		40,100		40,100		43,300
7. Care and upkeep of buildings and grounds.....		32,900		32,900		36,080
Net permanent, departmental.....		169,560		169,560		193,220
Deduct lapses and administrative furloughs.....		800				6,918
Deduct subsistence and quarters furnished.....		2,100		2,100		2,038
Total.....		166,660		167,460		184,264

¹ Piecework computer.² Includes \$2,500 for piecework computer.

Salaries, Bureau of Engineering—

Bureau of Engineering, [\$302,457] \$268,470 (U.S.C., title 5, sec. 429; act Mar. 3, 1933, 47 Stat., p. 1541).

Estimate 1935, \$268,470

Appropriated 1934, \$302,457

By objects	Obligations					
	Estimate, 1935		Estimate, 1934		Actual, 1933	
	Posi- tions	Av. salary	Posi- tions	Av. salary	Posi- tions	Av. salary
PERSONAL SERVICES, DEPARTMENTAL						
Clerical, administrative, and fiscal service:						
Grade 10. Junior administrative officer.....	1	\$3,600	1	\$3,600	1	\$3,600
Grade 9. Senior administrative assistant.....	1	3,500	1	3,500	1	3,500
Grade 8. Administrative assistant.....	1	3,100	1	3,100	1	3,100
Grade 7. Junior administrative assistant.....	2	2,800	2	2,800	2	2,800
Grade 6. Principal clerk.....	1	2,900	1	2,900	1	2,900
Grade 5. Senior clerk.....	5	2,260	6	2,233	6	2,233
Senior clerk-stenographer.....	1	2,200	1	2,200	1	2,200
Senior photographer.....	1	2,100	1	2,100	1	2,100
Grade 4. Clerk.....	3	1,900	3	1,900	3	1,900
Principal stenographer.....			1	2,040	1	2,040
Clerk-stenographer.....	3	1,880	3	1,880	3	1,880
Grade 3. Assistant clerk.....	2	1,710	2	1,710	2	1,710
Senior stenographer.....	17	1,705	17	1,705	21	1,706
Assistant clerk-stenographer.....	9	1,753	10	1,746	11	1,735

Salaries, Bureau of Engineering—Continued.

By objects	Obligations					
	Estimate, 1935		Estimate, 1934		Actual, 1933	
	Posi- tions	Av. salary	Posi- tions	Av. salary	Posi- tions	Av. salary
PERSONAL SERVICES, DEPARTMENTAL—CON.						
Clerical, administrative and fiscal service—Continued.						
Grade 2. Junior clerk.....	3	\$1,640	4	\$1,680	4	\$1,680
Junior clerk-typist.....	2	1,530	2	1,530	3	1,580
Junior operator, office devices (multigraph operator).....	1	1,620	1	1,620	1	1,620
Grade 1. Underclerk.....	4	1,395	4	1,395	4	1,395
Underoperator, office devices.....	4	1,620	4	1,620	4	1,620
Professional service:						
Grade 6. Principal engineer.....	3	5,667	3	5,667	4	5,650
Grade 5. Senior engineer.....	3	4,600	3	4,600	4	4,600
Grade 4. Engineer.....	17	3,918	19	3,905	17	3,906
Grade 3. Associate engineer.....	16	3,300	16	3,300	16	3,300
Grade 2. Assistant engineer.....	2	2,700	3	2,700	3	2,700
Subprofessional service:						
Grade 8. Chief engineering aid.....	1	2,600	1	2,600	1	2,600
Grade 7. Principal engineering draftsman.....	2	2,400	2	2,400	2	2,400
Grade 6. Senior engineering draftsman.....	2	2,000	2	2,000	3	2,000
Grade 4. Assistant engineering draftsman.....	1	1,620	1	1,620	1	1,620
Grade 3. Junior engineering draftsman.....	2	1,440	2	1,440	2	1,440
Custodial service:						
Grade 3. Messenger.....	10	1,284	10	1,284	10	1,284
Total permanent, departmental.....	120	299,820	127	317,740	134	332,280
Deduct lapses and administrative furloughs.....		1,520		16,534		2,685
Net permanent, departmental.....		298,300		301,206		329,595
Deduct legislative reductions.....		29,830		45,181		33,205
01 Personal services (net).....		268,470		256,025		296,390
Estimated savings and unobligated bal- ances.....				46,432		36,650
Total estimate or appropriation.....		268,470		302,457		333,040
BY ACTIVITIES						
1. Administration:						
(a) Civil administration.....		14,840		14,840		14,840
(b) Stenographic pool.....		13,960		15,640		13,780
(c) Mail and file section.....		19,580		21,380		23,060
(d) Budget office.....		11,100		11,100		11,100
(e) Navy yard division (Bureau of Engineering section).....		8,940		8,940		10,560
2. Design and construction division.....		153,200		163,500		171,800
3. Operation and maintenance division.....		43,080		45,180		34,340
4. Radio and sound division.....		35,120		37,160		52,800
Total permanent, departmental.....		299,820		317,740		332,280
Deduct lapses and administrative furloughs.....		1,520		16,534		2,685
Total.....		298,300		301,206		329,595

Salaries, Bureau of Construction and Repair—

Bureau of Construction and Repair, [\$357,874] \$312,670 (U.S.C., title 5, sec. 429; act Mar. 3, 1933, 47 Stat., p. 1541).

Estimate 1935, \$312,670

Appropriated 1934, \$357,874

By objects	Obligations					
	Estimate, 1935		Estimate, 1934		Actual, 1933	
	Posi- tions	Av. salary	Posi- tions	Av. salary	Posi- tions	Av. salary
PERSONAL SERVICES, DEPARTMENTAL						
Clerical, administrative, and fiscal service:						
Grade 10. Junior administrative officer.....	1	\$3,900	1	\$3,900	1	\$3,900
Grade 8. Administrative assistant.....	1	3,000	1	3,000	1	3,000
Grade 7. Junior administrative assistant.....	1	2,700	1	2,700	1	2,700
Grade 6. Principal clerk.....	3	2,500	3	2,500	3	2,500
Grade 5. Senior clerk.....	6	2,220	6	2,220	6	2,220
Senior clerk, stenographer.....	2	2,350	2	2,350	2	2,350
Assistant photographer.....	1	2,000	1	2,000	1	2,000
Grade 4. Clerk.....	6	1,920	6	1,920	6	1,920
Clerk stenographer.....	2	1,980	2	1,980	2	1,980
Principal stenographer.....	3	2,000	3	2,000	3	2,000
Grade 3. Senior stenographer.....	7	1,803	7	1,803	8	1,807
Assistant clerk.....	9	1,713	9	1,713	9	1,713
Assistant clerk, stenographer.....	2	1,650	2	1,650	2	1,650
Grade 2. Junior clerk.....	5	1,480	5	1,488	6	1,480
Senior typist.....	2	1,560	2	1,560	3	1,560
Junior stenographer.....	1	1,440	1	1,440	2	1,440
Junior clerk, typist.....	2	1,530	2	1,530	2	1,530
Grade 1. Underclerk.....	3	1,380	3	1,380	4	1,380
Underclerk, typist.....	1	1,380	1	1,380	2	1,380
Underoperator, office devices.....					1	1,620
Professional service:						
Grade 6. Principal engineer.....	2	6,100	2	6,100	3	6,000
Grade 5. Senior engineer.....	14	4,760	15	4,760	15	4,760
Grade 4. Engineer.....	10	3,900	10	3,900	10	3,900
Grade 3. Associate engineer.....	15	3,374	17	3,358	18	3,350
Associate chemist.....	1	3,300	1	3,300	1	3,300
Associate legal advisor.....	1	3,200	1	3,200	1	3,200
Grade 2. Assistant engineer.....	11	2,790	12	2,791	13	2,792
Grade 1. Junior engineer.....	3	2,033	3	2,033	3	2,033

Salaries, Bureau of Construction and Repair—Continued.

By objects	Obligations					
	Estimate, 1935		Estimate, 1934		Actual, 1933	
	Posi- tions	Av. salary	Posi- tions	Av. salary	Posi- tions	Av. salary
PERSONAL SERVICES, DEPARTMENTAL—CON.						
Subprofessional service:						
Grade 8. Chief engineering aide.....	1	2,900	1	2,900	1	2,900
Chief engineering draftsman.....	3	2,800	4	2,750	5	2,780
Grade 7. Principal engineering aide.....	1	2,500	1	2,500	1	2,500
Grade 6. Senior engineering draftsman.....	1	2,200	1	2,200	2	2,250
Senior engineering aid.....	1	2,000	1	2,000	1	2,000
Custodial service:						
Grade 3. Messenger.....	7	1,277	7	1,277	8	1,297
Total permanent, departmental.....	129	349,150	134	365,827	147	394,950
Deduct lapses and administrative furloughs.....		1,740		15,648		8,781
Net permanent, departmental.....		347,410		350,179		386,169
Deduct legislative reductions.....		34,740		52,527		39,305
01 Personal services (net).....		312,670		297,652		346,864
Estimated savings and unobligated balances.....				60,222		47,036
Total estimate or appropriation.....		312,670		357,874		393,900
By ACTIVITIES						
Administration.....		79,147		79,147		85,020
Maintenance.....		56,140		56,140		59,350
Design.....		129,506		138,220		144,800
Construction.....		70,557		78,520		87,320
Navy yard division.....		13,800		13,800		18,460
Total permanent, departmental.....		349,150		365,827		394,950
Deduct lapses and administrative furloughs.....		1,740		15,648		8,781
Total.....		347,410		350,179		386,169

Salaries, Bureau of Ordnance—

Bureau of Ordnance, **[\$151,245]** \$134,703 (U.S.C., title 5, sec. 429; act Mar. 3, 1933, 47 Stat., p. 1541).Estimate 1935, **\$134,703**Appropriated 1934, **\$151,245**

By objects	Obligations					
	Estimate, 1935		Estimate, 1934		Actual, 1933	
	Posi- tions	Av. salary	Posi- tions	Av. salary	Posi- tions	Av. salary
PERSONAL SERVICES, DEPARTMENTAL						
Clerical, administrative, and fiscal service:						
Grade 13. Chief administrative officer.....	1	\$5,600	1	\$5,600	1	\$5,600
Grade 10. Junior administrative officer (chief clerk).....	1	3,500	1	3,500	1	3,500
Grade 6. Principal clerk.....	1	2,900	1	2,900	1	2,900
Grade 5. Senior clerk.....	2	2,450	2	2,450	4	2,425
Senior clerk-stenographer.....	2	2,100	2	2,100	2	2,100
Grade 4. Clerk.....	1	2,100	1	2,100	1	2,100
Clerk-stenographer.....	5	1,932	5	1,932	5	1,932
Grade 3. Assistant clerk.....	7	1,749	7	1,749	8	1,733
Assistant clerk-stenographer.....	7	1,723	7	1,723	7	1,723
Grade 2. Junior operator, office devices.....	1	1,440	1	1,440	1	1,500
Junior clerk.....	3	1,380	3	1,380	3	1,440
Grade 1. Underclerk.....	3	1,380	3	1,380	5	1,344
Professional and scientific service:						
Grade 6. Principal engineer.....	2	6,000	2	6,000	2	6,000
Grade 5. Senior engineer.....	5	4,760	5	4,760	5	4,760
Grade 4. Engineer.....	2	4,000	2	4,000	2	4,000
Grade 3. Associate engineer.....	6	3,317	6	3,317	6	3,317
Grade 2. Assistant engineer.....	3	2,833	3	2,833	3	2,833
Grade 1. Junior engineer.....	3	2,100	3	2,100	3	2,100
Subprofessional service:						
Grade 8. Chief engineering draftsman.....	1	3,000	1	3,000	1	3,000
Custodial service:						
Grade 3. Messenger.....	3	1,240	3	1,240	4	1,245
Grade 2. Assistant messenger.....	2	1,230	2	1,230	2	1,230
Total permanent, departmental.....	58	150,420	58	150,420	67	165,060
Deduct lapses and administrative furloughs.....		750		797		919
Net permanent, departmental.....		149,670		149,623		164,141
Deduct legislative reductions.....		14,967		22,443		16,519
01 Personal services (net).....		134,703		127,180		147,622
Estimated savings and unobligated balances.....				24,065		17,378
Total estimate or appropriation.....		134,703		151,245		165,000
By ACTIVITIES						
Administrative.....		28,360		28,360		37,620
Technical, inventions and research, and industrial activities.....		109,940		109,940		115,120
Maintenance and operating activities.....		12,120		12,120		12,320
Total permanent, departmental.....		150,420		150,420		165,060
Deduct lapses and administrative furloughs.....		750		797		919
Net permanent, departmental.....		149,670		149,623		164,141

Salaries, Bureau of Supplies and Accounts—

Bureau of Supplies and Accounts, **[\$768,640]** \$683,670 (U.S.C., title 5, sec. 429; act Mar. 3, 1933, 47 Stat., p. 1541).Estimate 1935, **\$683,670**Appropriated 1934, **\$768,640**

By objects	Obligations					
	Estimate, 1935		Estimate, 1934		Actual, 1933	
	Posi- tions	Av. salary	Posi- tions	Av. salary	Posi- tions	Av. salary
PERSONAL SERVICES, DEPARTMENTAL						
Clerical, administrative, and fiscal service:						
Grade 14. Special executive officer (special assistant to Paymaster General of the Navy).....	1	\$6,500	1	\$6,500	1	\$6,500
Grade 13. Executive accountant and auditor.....	2	5,600	2	5,600	2	5,600
Grade 10. Junior administrative officer (civilian assistant).....	1	3,800	1	3,800	1	3,800
Grade 9. Senior administrative assistant (chief of division).....	7	3,386	7	3,386	7	3,386
Grade 8. Administrative assistant (chief of division).....	2	3,250	2	3,250	2	3,250
Assistant traffic manager.....	2	3,000	2	3,000	2	3,000
Grade 7. Junior administrative assistant (chief of division).....	5	2,900	6	2,867	6	2,867
Senior transportation rate and traffic auditor.....	4	2,700	4	2,700	4	2,725
Grade 6. Principal clerk (chief of section; assistant chief of section).....	14	2,607	14	2,607	16	2,581
Transportation rate and traffic auditor.....	2	2,350	2	2,350	2	2,500
Grade 5. Senior clerk.....	32	2,216	32	2,216	33	2,221
Senior clerk-stenographer.....	1	2,500	1	2,500	1	2,500
Senior transportation rate and traffic clerk.....	4	2,100	4	2,100	5	2,100
Grade 4. Clerk.....	75	1,929	76	1,927	86	1,926
Principal stenographer.....	1	2,160	1	2,160	1	2,160
Clerk-stenographer.....	1	1,920	1	1,920	1	1,920
Transportation rate and traffic clerk.....	6	1,890	6	1,890	6	1,890
Head operator, office devices.....	1	2,160	1	2,160	1	2,160
Grade 3. Assistant clerk.....	104	1,754	104	1,754	116	1,754
Senior stenographer.....	6	1,760	6	1,760	6	1,760
Assistant clerk-stenographer.....	17	1,786	17	1,786	19	1,778
Junior transportation rate and traffic clerk.....	1	1,740	1	1,740	1	1,740
Senior operator, office devices.....	2	1,710	2	1,710	3	1,780
Grade 2. Junior clerk.....	44	1,601	44	1,598	50	1,598
Senior typist.....	7	1,526	7	1,526	9	1,520
Junior stenographer.....	5	1,500	5	1,500	6	1,510
Junior clerk-typist.....	11	1,571	11	1,571	13	1,555
Junior clerk-stenographer.....	3	1,540	3	1,540	4	1,515
Junior operator, office devices.....	9	1,587	9	1,587	9	1,573
Grade 1. Underclerk.....	15	1,320	15	1,320	14	1,324
Junior typist.....	1	1,620	1	1,620	1	1,620
Underoperator, office devices.....	5	1,428	5	1,428	5	1,428
Professional service:						
Grade 3. Associate attorney.....	1	3,200	1	3,200	1	3,200
Custodial service:						
Grade 3. Messenger.....	15	1,336	15	1,336	19	1,323
Grade 2. Assistant messenger.....	3	1,080	3	1,080	3	1,080
Grade 1. Junior messenger.....					1	600
Total permanent, departmental.....	410	776,620	412	781,000	457	859,040
Deduct lapses and administrative furloughs.....		16,986		21,366		27,777
Net permanent, departmental.....		759,634		759,634		831,263
Deduct legislative reductions.....		75,964		113,945		85,286
01 Personal services (net).....		683,670		645,689		745,977
Estimated savings and unobligated balances.....				122,951		127,023
Total estimate or appropriation.....		683,670		768,640		873,000
By ACTIVITIES						
Administrative group.....		118,080		118,080		125,820
Accounting group.....		200,800		200,800		208,840
Fiscal group.....		193,000		197,380		231,700
Supply group.....		254,540		254,540		280,980
Special detail.....		10,200		10,200		11,700
Total permanent, departmental.....		776,620		781,000		859,040
Deduct lapses and administrative furloughs.....		16,986		21,366		27,777
Total.....		759,634		759,634		831,263

Salaries, Bureau of Medicine and Surgery—

Bureau of Medicine and Surgery, **[\$75,208]** \$69,048 (U.S.C., title 5, sec. 429; act Mar. 3, 1933, 47 Stat., p. 1541).Estimate 1935, **\$69,048**Appropriated 1934, **\$75,208**

Salaries, Bureau of Medicine and Surgery—Continued.

By objects	Obligations					
	Estimate, 1935		Estimate, 1934		Actual, 1933	
PERSONAL SERVICES, DEPARTMENTAL	Posi- tions	Av. salary	Posi- tions	Av. salary	Posi- tions	Av. salary
Clerical, administrative, and fiscal service:						
Grade 10. Junior administrative officer (chief clerk).....	1	\$3,700	1	\$3,700	1	\$3,700
Grade 7. Junior administrative assistant (assistant chief clerk).....	1	3,100	1	3,100	1	3,100
Grade 6. Principal clerk (chief of section).....	2	2,550	2	2,550	2	2,550
Grade 5. Senior clerk.....	4	2,275	4	2,275	4	2,275
Grade 4. Clerk.....	4	1,965	4	1,965	4	1,965
Clerk-stenographer.....	1	1,920	1	1,920	1	1,920
Grade 3. Assistant clerk.....	12	1,720	12	1,720	13	1,740
Assistant clerk-stenographer.....	10	1,716	10	1,746	13	1,726
Grade 2. Junior clerk.....	3	1,460	3	1,460	3	1,460
Junior clerk-stenographer.....	2	1,440	2	1,440	2	1,440
Senior typist.....	1	1,440	1	1,440	5	1,440
Junior clerk-typist.....					1	1,440
Grade 1. Under clerk.....	2	1,350	2	1,350	5	1,365
Custodial service:						
Grade 3. Messenger.....	4	1,290	4	1,290	4	1,290
Total permanent, departmental.....	47	85,140	47	85,440	59	103,680
Deduct lapses and administrative furloughs.....		140		300		4,732
Net permanent, departmental.....		85,000		85,140		98,948
Deduct legislative reductions.....		7,672		12,771		10,043
01 Personal services (net).....		77,328		72,369		88,905
Received by transfer from "Salaries and expenses, Veterans' Administration".....		-8,280		-8,280		-15,840
Net total obligations.....		69,048		64,089		73,065
Estimated savings and unobligated balances.....				11,119		14,495
Total estimate or appropriation.....		69,048		75,208		87,560
BY ACTIVITIES						
1. Administration (general administration of the bureau and of the medical department of the Navy).....		27,560		27,560		34,400
2. Personnel (administration of medical, dental, hospital, and nurse corps, and their reserves).....		9,060		9,360		9,600
3. Material and finance (preparation of estimates for, expenditures of, and accounting for all medical department funds, property, and supplies).....		6,660		6,660		8,460
4. Preventive medicine (hygiene and sanitation; the control of disease; morbidity and mortality statistics).....		13,440		13,440		16,500
5. Physical qualifications and medical records (physical standards and examinations for appointment, enlistment, promotion, retirement, and discharge; medical history records of personnel of Navy and Marine Corps, past and present).....		28,420		28,420		34,720
Total permanent, departmental.....		85,140		85,440		103,680
Deduct lapses and administrative furloughs.....		140		300		4,732
Personal services (net).....		85,000		85,140		98,948
Less transfer from "Salaries and expenses, Veterans' Administration".....		8,280		8,280		15,840
Total.....		76,720		76,860		73,108

Salaries, Bureau of Yards and Docks—

Bureau of Yards and Docks, **[\$281,335]** \$251,450 (U.S.C., title 5, sec. 429; act Mar. 3, 1933, 47 Stat., p. 1541).Estimate 1935, **\$251,450**Appropriated 1934, **\$281,335**

By objects	Obligations					
	Estimate, 1935		Estimate, 1934		Actual, 1933	
PERSONAL SERVICES, DEPARTMENTAL	Posi- tions	Av. salary	Posi- tions	Av. salary	Posi- tions	Av. salary
Clerical, administrative, and fiscal service:						
Grade 13. Chief administrative officer.....	1	\$5,800	1	\$5,800	1	\$5,800
Grade 10. Junior administrative officer (chief clerk).....	1	3,800	1	3,800	1	3,800
Grade 6. Principal clerk.....	2	2,350	2	2,350	2	2,350
Grade 5. Senior clerk.....	3	2,300	3	2,300	3	2,300
Grade 4. Clerk-stenographer.....	1	2,160	1	2,160	1	2,160
Clerk.....	4	1,890	4	1,890	4	1,890
Head operator, office devices.....	1	1,800	1	1,800	1	1,800
Grade 3. Senior stenographer.....	11	1,773	11	1,773	12	1,780
Assistant clerk-stenographer.....	1	1,740	1	1,740	1	1,740
Assistant clerk.....	3	1,660	3	1,660	3	1,660

Salaries, Bureau of Yards and Docks—Continued.

By objects	Obligations					
	Estimate, 1935		Estimate, 1934		Actual, 1933	
PERSONAL SERVICES, DEPARTMENTAL—CON.	Posi- tions	Av. salary	Posi- tions	Av. salary	Posi- tions	Av. salary
Clerical, administrative, and fiscal service Continued.						
Grade 2. Junior clerk-typist.....	4	\$1,560	4	\$1,560	4	\$1,560
Senior typist.....	1	1,740	1	1,740	2	1,590
Junior clerk.....	3	1,520	3	1,520	3	1,520
Junior clerk-stenographer.....	2	1,440	2	1,440	1	1,440
Junior operator, office devices.....	1	1,620	1	1,620	1	1,620
Grade 1. Underclerk.....	2	1,410	2	1,410	2	1,410
Underoperator, office devices.....	4	1,410	4	1,410	4	1,410
Professional service:						
Grade 6. Principal engineer.....	4	5,800	4	5,800	4	5,800
Grade 5. Senior attorney.....	1	5,000	1	5,000	1	5,000
Senior engineer.....	8	4,725	8	4,725	8	4,725
Grade 4. Engineer.....	9	4,178	9	4,178	9	4,178
Grade 3. Associate engineer.....	14	3,478	17	3,435	18	3,422
Grade 2. Assistant engineer.....	7	2,843	11	2,773	11	2,736
Grade 1. Junior engineer.....	1	2,000	1	2,000	2	2,050
Junior architect.....	1	2,000	1	2,000	1	2,000
Subprofessional service:						
Grade 6. Senior engineering draftsmen.....	2	2,050	3	2,033	4	2,025
Grade 5. Engineering draftsman.....	1	1,860	1	1,860	1	1,860
Engineering aide.....	1	1,980	1	1,980	1	1,980
Grade 4. Assistant engineering draftsman.....	1	1,620	1	1,620	1	1,620
Grade 3. Junior engineering draftsman.....	1	1,560	1	1,560	1	1,560
Custodial service:						
Grade 3. Messenger.....	6	1,280	6	1,280	6	1,280
Senior laborer.....	1	1,260	1	1,260	1	1,260
Grade 1. Junior laborer.....	1	1,260	1	1,260	1	1,260
Total permanent, departmental.....	104	281,935	112	304,260	116	313,020
Deduct lapses and administrative furloughs.....		1,435		22,325		1,432
Net permanent, departmental.....		280,500		281,935		311,588
Deduct legislative reductions.....		28,050		42,290		31,433
01 Personal services (net).....		251,450		239,645		280,155
Estimated savings and unobligated balances.....				41,690		34,165
Total estimate or appropriation.....		251,450		281,335		314,320
BY ACTIVITIES						
Office administration.....		35,600		35,600		35,600
Maintenance and operating division.....		27,840		27,840		29,700
Contract division.....		16,580		16,580		16,580
Design division.....		134,575		156,900		163,800
Construction sections.....		67,340		67,340		67,340
Total permanent, departmental.....		281,935		304,260		313,020
Deduct lapses and administrative furloughs.....		1,435		22,325		1,432
Total.....		280,500		281,935		311,588

Salaries, Bureau of Aeronautics—

Bureau of Aeronautics, **[\$263,420]** \$237,078 (U.S.C., title 5, sec. 429; act Mar. 3, 1933, 47 Stat., p. 1541).Estimate 1935, **\$237,078**Appropriated 1934, **\$263,420**

By objects	Obligations					
	Estimate, 1935		Estimate, 1934		Actual, 1933	
PERSONAL SERVICES, DEPARTMENTAL	Posi- tions	Av. salary	Posi- tions	Av. salary	Posi- tions	Av. salary
Clerical, administrative, and fiscal service:						
Grade 10. Junior administrative officer.....	1	\$3,600	1	\$3,600	1	\$3,600
Grade 9. Senior administrative assistant.....	2	3,450	2	3,450	2	3,450
Grade 8. Administrative assistant.....	1	3,300	1	3,300	1	3,300
Grade 7. Junior administrative assistant.....	2	2,800	2	2,800	2	2,800
Grade 6. Principal clerk.....	1	2,300	1	2,300	1	2,300
Grade 5. Senior clerk.....	1	2,400	1	2,400	1	2,400
Grade 4. Clerk.....	6	1,930	6	1,930	7	1,911
Clerk-stenographer.....	4	1,965	4	1,965	4	1,965
Photographer.....	1	1,860	1	1,860	1	1,860
Grade 3. Assistant clerk.....	11	1,680	11	1,680	12	1,675
Senior stenographer.....	13	1,680	13	1,680	15	1,684
Assistant clerk-stenographer.....	4	1,725	4	1,725	4	1,725
Grade 2. Junior clerk.....	3	1,500	3	1,500	5	1,512
Senior typist.....	1	1,680	1	1,680	2	1,620
Junior stenographer.....	2	1,440	2	1,440	3	1,440
Junior clerk-typist.....	6	1,450	6	1,450	6	1,450
Junior clerk-stenographer.....					2	1,500
Junior operator, office devices.....	1	1,500	1	1,500	1	1,500
Grade 1. Underclerk.....	1	1,260	1	1,260	1	1,260
Underoperator, office devices.....	1	1,620	1	1,620	1	1,620
Professional service:						
Grade 6. Principal engineer.....	3	5,867	3	5,867	3	5,867
Grade 5. Senior engineer.....	7	4,743	7	4,743	7	4,743
Grade 4. Engineer.....	4	3,850	4	3,850	4	3,850
Patent examiner.....	1	3,800	1	3,800	1	3,800
Grade 3. Associate engineer.....	15	3,367	15	3,367	15	3,367
Associate patent examiner.....	1	3,300	1	3,300	1	3,300
Grade 2. Assistant engineer.....	3	2,733	3	2,733	2	2,700

Salaries, Bureau of Aeronautics—Continued.

By objects	Obligations					
	Estimate, 1935		Estimate, 1934		Actual, 1933	
	Posi- tions	Av. salary	Posi- tions	Av. salary	Posi- tions	Av. salary
PERSONAL SERVICES, DEPARTMENTAL—con.						
Subprofessional service:						
Grade 8. Chief engineering draftsman	2	\$2,750	2	\$2,750	2	\$2,750
Grade 7. Principal engineering draftsman	1	2,500	1	2,500	1	2,500
Grade 6. Senior engineering draftsman	2	2,300	2	2,300	3	2,267
Grade 5. Engineering draftsman					1	1,980
Custodial service:						
Grade 3. Messenger	6	1,300	6	1,300	9	1,286
Grade 2. Assistant messenger	1	1,140	1	1,140	2	1,110
Total permanent, departmental	108	268,300	108	268,300	123	290,460
Deduct lapses and administrative furloughs		4,880		6,170		5,106
Net permanent, departmental		263,420		262,130		285,354
Deduct legislative reductions		26,342		39,320		29,328
01 Personal services (net)		237,078		222,810		256,026
Estimated savings and unobligated bal- ances				40,610		34,374
Total estimate or appropriation		237,078		263,420		290,400
BY ACTIVITIES						
1. Office administration		48,800		48,800		57,140
2. Financial division		7,020		7,020		7,020
3. Plans division		1,680		1,680		1,680
4. Flight division		3,360		3,360		4,800
5. Material division		207,440		207,440		219,820
Total permanent, departmental		268,300		268,300		290,460
Deduct lapses and administrative furloughs		4,880		6,170		5,106
Net permanent, departmental		263,420		262,130		285,354

In all, salaries, Navy Department, **[\$3,810,074]** \$3,388,620.

Annual appropriations, general fund:

Estimate 1935, **\$3,388,620**

Appropriated 1934, **\$3,810,074**

[In expending appropriations or portions of appropriations contained in this Act, for the payment for personal services in the District of Columbia in accordance with the Classification Act of 1923, as amended, with the exception of the Assistant Secretaries of the Navy the average of the salaries of the total number of persons under any grade in any bureau, office, or other appropriation unit shall not at any time exceed the average of the compensation rates specified for the grade by such Act, as amended: *Provided*, That this restriction shall not apply (1) to grades 1, 2, 3, and 4 of the clerical-mechanical service, or (2) to require the reduction in salary of any person whose compensation was fixed as of July 1, 1924, in accordance with the rules of section 6 of such Act, (3) to require the reduction in salary of any person who is transferred from one position to another position in the same or different grade in the same or a different bureau, office or other appropriation unit, (4) to prevent the payment of a salary under any grade at a rate higher than the maximum rate of the grade when such higher rate is permitted by the Classification Act of 1923, as amended, and is specifically authorized by other law, or (5) to reduce the compensation of any person in a grade in which only one position is allocated] (*act Mar. 3, 1933, 47 Stat., p. 1542*).

CONTINGENT EXPENSES

Contingent Expenses, Navy Department—

For professional and technical books and periodicals, law books, and necessary reference books, including city directories, railway guides, freight, passenger, and express tariff books and photostating, for department library; for purchase of photographs, maps, documents, and pictorial records of the Navy, photostating and other necessary incidental expenses in connection with the preparation for publication of the naval records of the war with the Central Powers of Europe; for stationery, furniture, newspapers, plans, drawings, and drawing materials; purchase and exchange of motor trucks or motor delivery wagons, maintenance, repair, and operation of motor trucks or motor delivery wagons; garage rent; street-car fares not exceeding \$500; freight, expressage, postage, typewriters, and computing machines, and other absolutely necessary expenses of the Navy Department and its various bureaus and offices, **[\$80,000]**

\$75,000; it shall not be lawful to expend, unless otherwise specifically provided herein, for any of the offices or bureaus of the Navy Department in the District of Columbia, any sum out of appropriations made for the naval service for any of the purposes mentioned or authorized in this paragraph (*act Mar. 3, 1933, 47 Stat., p. 1542*).

Estimate 1935, **\$75,000**

Appropriated 1934, **\$80,000**

By objects	Obligations		
	Estimate, 1935	Estimate, 1934	Actual, 1933
Supplies and materials:			
0200 Stationery and office supplies	\$46,800	\$46,800	\$48,040
0222 Newspapers	65	65	65
0290 Materials	1,465	1,465	1,465
02 Total supplies and materials	48,330	48,330	49,570
05 Communication service (postage)	740	740	740
06 Street car fares	300	300	300
11 Rents (tabulating machines)	10,140	10,140	11,280
13 Laundry service	450	450	456
Equipment:			
3010 Furniture, furnishings, and fix- tures	11,640	11,240	12,370
3020 Educational, scientific, and recre- ational equipment (library stock)	3,400	3,400	3,704
30 Total equipment	15,040	14,640	16,074
Total obligations	75,000	74,600	78,420
Estimated savings and unobligated bal- ances		5,400	1,580
Total estimate or appropriation	75,000	80,000	80,000

PRINTING AND BINDING

Printing and Binding, Navy Department—

For printing and binding for the Navy Department and the Naval Establishment executed at the Government Printing Office, **[\$495,000]** \$375,000, including not exceeding **[\$103,000]** \$85,000 for the Hydrographic Office and \$2,800 for the Naval Reserve Officers' Training Corps (*U.S.C., title 31, sec. 590; title 34, sec. 821; title 44, sec. 111; act Mar. 3, 1933, 47 Stat., p. 1542*).

Estimate 1935, **\$375,000**

Appropriated 1934, **\$495,000**

By objects	Obligations		
	Estimate, 1935	Estimate, 1934	Actual, 1933
08 Printing and Binding	\$375,000	\$375,000	\$370,000
Estimated savings and unobligated bal- ances		120,000	180,000
Total estimate or appropriation	375,000	495,000	550,000
BY ACTIVITIES			
Secretary's office	9,000	9,000	9,300
Bureau of Supplies and Accounts	62,000	62,000	64,000
Bureau of Navigation	73,000	73,000	74,000
Chief of Naval Operations	2,000	2,000	1,850
Judge Advocate General	5,800	5,800	5,815
Bureau of Medicine and Surgery	15,000	15,000	14,725
Bureau of Construction and Repair	7,500	7,500	8,300
Bureau of Yards and Docks	7,000	7,000	5,045
Bureau of Ordnance	11,000	11,000	12,000
Bureau of Engineering	18,000	18,000	18,600
Marine Corps	15,000	15,000	11,500
Naval Observatory	21,500	21,500	34,000
Office of Naval Intelligence	1,600	1,600	1,650
Naval Records and Library	735	735	735
Bureau of Aeronautics	6,500	6,500	6,515
Fleet Training	19,700	19,700	11,115
Director of Naval Communications	17,665	17,665	9,000
Hydrographic Office	82,000	82,000	81,850
Total	375,000	375,000	370,000

CONTINGENT AND MISCELLANEOUS EXPENSES, HYDROGRAPHIC OFFICE

Contingent and Miscellaneous Expenses, Hydrographic Office—

For purchase and printing of nautical books, charts, and sailing directions, copperplates, steel plates, chart paper, packing boxes, chart portfolios, electrotyping copperplates, cleaning copperplates; tools, instruments, power, and material for drawing, engraving, and printing; materials for and mounting charts; reduction of charts by photography; photolithographing charts for immediate use; transfer of photolithographic and other charts to copper; purchase of

equipment for the storage of plates used in making charts and for the storage of Hydrographic Office charts and publications; modernization, care and repair to printing presses, furniture, instruments, and tools; extra drawing and engraving; translating from foreign languages; telegrams on public business; preparation of pilot charts and their supplements, and printing and mailing same; purchase of data for charts and sailing directions and other nautical publications; books of reference and works and periodicals relating to hydrography, marine meteorology, navigation, surveying, oceanography, and terrestrial magnetism, and to other professional and technical subjects connected with the work of the Hydrographic Office, **[\$73,000]** \$62,000 (*U.S.C., title 5, sec. 457; act Mar. 3, 1933, 47 Stat., pp. 1542-1543*).

Est. 1935, \$62,000

App. 1934, \$73,000

By objects	Obligations		
	Estimate, 1935	Estimate, 1934	Actual, 1933
Supplies and materials:			
0200 Stationery and office supplies.....	\$9,000	\$9,000	\$6,936
0280 Sundry supplies (for lithographic printing plant).....	13,000	13,000	10,091
0290 Materials (chart paper, copper and zinc plates).....	27,900	25,900	25,593
02 Total supplies and materials.....	49,900	47,900	42,620
Communication service:			
0500 Telegraph service.....	500	500	500
0520 Other communication service.....	3,600	3,600	3,600
05 Total communication service.....	4,100	4,100	4,100
12 Repairs and alterations to equipment.....	2,000	2,000	1,240
Equipment:			
3020 Educational, scientific and recreational equipment (labor saving and technical equipment).....	3,000	3,000	2,270
3050 Other equipment (presses, cameras, storage and fixtures).....	3,000	3,000	2,770
30 Total equipment.....	6,000	6,000	5,040
Grand total obligations.....	62,000	60,000	53,000
Estimated savings and unobligated balances.....		13,000	24,000
Total estimate or appropriation.....	62,000	73,000	77,000

For contingent expenses of branch hydrographic offices at Boston, New York, Philadelphia, Baltimore, Norfolk, Savannah, New Orleans, San Francisco, Portland (Oregon), Portland (Maine), Chicago, Cleveland, Detroit, Buffalo, Duluth, Sault Sainte Marie, Seattle, Panama, San Juan (Puerto Rico), Los Angeles, Honolulu, and Galveston, including furniture, fuel, lights, works, and periodicals, relating to hydrography, marine meteorology, navigation, surveying, oceanography, and terrestrial magnetism, stationery, miscellaneous articles, rent and care of offices, care of time balls, car fare and ferrage in visiting merchant vessels, freight and express charges, telegrams, and other necessary expenses incurred in collecting the latest information for pilot charts, and for other purposes for which the offices were established, **[\$15,000]** \$13,180 (*U.S.C., title 5, sec. 457; act Mar. 3, 1933, 47 Stat., p. 1543*).

Est. 1935, \$13,180

App. 1934, \$15,000

By objects	Obligations		
	Estimate, 1935	Estimate, 1934	Actual, 1933
02 Supplies and materials.....	\$5,820	\$5,229	\$5,207
Communication service:			
0500 Telegraph service.....	400	400	400
0510 Telephone service.....	1,800	1,800	1,710
0520 Other communication service.....	1,000	1,000	985
05 Total communication service.....	3,200	3,200	3,095
11 Rent of office buildings.....	2,160	3,810	5,250
30 Equipment.....	2,000	1,500	248
Grand total obligations.....	13,180	13,739	13,800
Estimated savings and unobligated balances.....		1,261	2,200
Total estimate or appropriation.....	13,180	15,000	16,000

For services of necessary employees at branch offices, **[\$41,360]** \$40,014 (*same acts*).

Est. 1935, \$40,014

App. 1934, \$41,360

Contingent and Miscellaneous Expenses, Hydrographic Office—Con.

By Objects	Obligations					
	Estimate, 1935		Estimate, 1934		Actual, 1933	
	Posi- tions	Av. salary	Posi- tions	Av. salary	Posi- tions	Av. salary
PERSONAL SERVICES, FIELD						
Total permanent field.....	24	\$44,460	23	\$42,660	24	\$45,120
Deduct lapses and administrative furloughs.....						2,190
Net permanent field.....		44,460		42,660		42,930
Deduct legislative reductions.....		4,446		6,399		4,362
01 Personal services (net).....		40,014		36,261		38,568
Estimated savings and unobligated bal- ances.....				5,099		6,552
Total estimate or appropriation.....		40,014		41,360		45,120

Total, contingent and miscellaneous expenses, Hydrographic Office:

Estimate 1935, \$115,194

Appropriated 1934, \$129,360

CONTINGENT AND MISCELLANEOUS EXPENSES, NAVAL OBSERVATORY

Contingent and Miscellaneous Expenses, Naval Observatory—

For professional and scientific books, books of reference, periodicals, engravings, photographs, and fixtures for the library; for apparatus and instruments, and for repairs of the same; for repairs to buildings (including quarters), fixtures, and fences; for cleaning, repair, and upkeep of grounds and roads; furniture and furnishings for offices and quarters, gas, chemicals, paints, and stationery, including transmission of public documents through the Smithsonian exchange, foreign postage; plants, seeds, and fertilizers; for fuel, oil, grease, pipe, wire, and other materials needed for the maintenance and repair of boilers, engines, heating apparatus, electric lighting and power, and water supply; purchase and maintenance of teams; maintenance, repair, and operation of motor trucks and passenger automobiles, and of horse-drawn vehicles; telegraph and telephone service; and other absolutely necessary expenses, \$20,000 (*acts Aug. 31, 1842, 5 Stat., p. 576; Mar. 3, 1933, 47 Stat., p. 1543*).

Estimate 1935, \$20,000

Appropriated 1934, \$20,000

By objects	Obligations		
	Estimate, 1935	Estimate, 1934	Actual, 1933
02 Supplies and materials.....	\$6,636	\$5,951	\$5,757
04 Storage and care of motor-driven vehicles.....	275	275	196
05 Communication service.....	510	510	503
07 Transportation of things (service).....	210	210	197
10 Furnishing of electricity.....	1,400	1,400	1,341
12 Repairs and alterations.....	5,415	4,700	4,866
13 Special and miscellaneous current expenses.....	54	54	52
30 Equipment.....	5,500	4,900	5,335
32 Structures and nonstructural improvements.....			1,152
Total obligations.....	20,000	18,000	19,399
Estimated savings and unobligated balances.....		2,000	5,601
Total estimate or appropriation.....	20,000	20,000	25,000

Astrographic Equipment and Appurtenances, Naval Observatory—

By objects	Obligations		
	Estimate, 1935	Estimate, 1934	Actual, 1933
12 Repairs and alterations.....			\$11,006
30 Equipment.....			48,135
Total obligations.....			59,141
Estimated savings and unobligated balances.....			50,859
Total estimate or appropriation.....			110,000

Observations, Eclipse of the Sun, Naval Observatory—

By objects	Obligations		
	Estimate, 1935	Estimate, 1934	Actual, 1933
02 Supplies and materials.....			\$388
03 Subsistence.....			833
06 Railway travel expenses.....			100
07 Freight.....			100
11 Ground rent.....			50
30 Equipment.....			636
Total obligations.....			2,112
Estimated savings and unobligated balances.....			1,888
Total estimate or appropriation.....			4,000

Total, contingent and miscellaneous expenses, annual appropriations, general fund:

Estimate 1935, **\$585,194**

Appropriated 1934, **\$724,360**

SEC. 2. No part of any money appropriated by this Act shall be used for maintaining, driving, or operating any Government-owned motor-propelled passenger-carrying vehicle not used exclusively for official purposes; and "official purposes" shall not include the transportation of officers and employees between their domiciles and places of employment except in cases of medical officers on out-patient medical service and except in cases of officers and employees engaged in field work the character of whose duties makes such transportation necessary and then only as to such latter cases when the same is approved by the head of the department. This section shall not apply to any motor vehicle for official use of the Secretary of the Navy, and no other persons connected with the Navy Department or the naval service, except the commander in chief of the United States Asiatic Fleet, Marine Corps officers serving with expeditionary forces in foreign countries, and medical officers on out-patient medical service, shall have a Government-owned motor vehicle assigned for their exclusive use (*act Mar 3, 1933, 47 Stat., p. 1543*).

Total, Navy Department:

Estimate 1935, **\$288,030,725**

Appropriated 1934, **\$309,667,160**

POST OFFICE DEPARTMENT

Summary of estimates of appropriations for the fiscal year 1935 compared with the fiscal year 1934

Classification of appropriations	Estimates, 1935	Appropriations, 1934
Annual:		
Exclusive of maintenance and operation of public buildings.....	\$660,444,394	\$713,033,378
Maintenance and operation of public buildings.....	16,404,846	(1)
Permanent.....	165,000	165,000
Totals as per budget.....	677,014,240	713,198,378
Received by transfer from U.S. Shipping Board shipping fund.....		2,800,000
Total.....	677,014,240	715,998,378
Less estimated savings and unobligated balances.....		86,290,297
Total.....	677,014,240	629,708,081
Less estimated postal revenues.....	585,000,000	570,000,000
Postal deficit payable from general fund.....	92,014,240	59,708,081
Maintenance and operation of public buildings transferred from Treasury Department.....		9,886,948
Total payable from general fund.....	92,014,240	69,595,029

PAYABLE FROM THE POSTAL REVENUES

The following sums are appropriated in conformity with the Act of July 2, 1836 (U.S.C., title 5, sec. 380, title 39, sec. 786), for the Post Office Department for the fiscal year ending June 30, [1934] 1935, namely:

POST OFFICE DEPARTMENT, WASHINGTON, DISTRICT OF COLUMBIA

OFFICE OF THE POSTMASTER GENERAL

Salaries, Office of Postmaster General—

Salaries: For the Postmaster General and other personal services in the office of the Postmaster General in the District of Columbia, [\$214,463] \$205,510 (U.S.C., title 5, sec. 361; U.S.C., Supp. VI, title 5, sec. 673; act Mar. 3, 1933, 47 Stat., p. 1506).

Estimate 1935, \$205,510

Appropriated 1934, \$214,463

By objects	Obligations			
	Estimate, 1935	Estimate, 1934	Actual, 1933	
PERSONAL SERVICES, DEPARTMENTAL	Posi- Av. tions salary	Posi- Av. tions salary	Posi- Av. tions salary	
Clerical, administrative, and fiscal service:				
Grade 16. Postmaster General.....	1 \$15,000	1 \$15,000	1 \$15,000	
Grade 15. Chief executive officer (executive assistant).....	1 8,000	1 8,000	1 9,000	
Grade 14. Executive officer.....	2 7,000	1 6,500	1 6,500	
Grade 13. Chief administrative officer (chief clerk).....	1 6,000	1 6,000	1 6,000	
Grade 12. Senior administrative officer.....	1 4,600	1 4,600	1 4,600	
Grade 11. Administrative officer.....	2 4,500	2 4,500	2 4,500	
Grade 10. Junior administrative officer:				
Assistant chief clerk.....	1 3,900	1 3,900	1 3,900	
Personnel officer.....	1 3,600	1 3,600	1 3,600	
Grade 9. Senior administrative assistant:				
Disbursing clerk.....	1 3,200	1 3,200	1 3,200	
Secretary.....	1 3,200	1 3,200	1 3,200	
Chairman, Board of Inspection.....	1 3,200	1 3,200	1 3,400	
Clerk in charge.....	1 3,200	1 3,200	1 3,500	
Grade 8. Administrative assistant:				
Printing clerk.....	1 3,200	1 3,200	1 3,200	
Clerk in charge.....	2 3,100	2 3,100	2 3,100	
Traffic manager.....		1 3,000	1 3,000	
Grade 7. Junior administrative assistant (clerk in charge).....	6 2,800	7 2,814	8 2,813	
Senior transportation rate and traffic auditor.....		1 2,600	1 2,600	
Grade 6. Principal clerk.....	6 2,600	6 2,600	6 2,600	
Principal clerk-stenographer.....	2 2,700	2 2,700	2 2,700	
Transportation rate and traffic auditor.....		1 2,300	1 2,300	

Salaries, Office of Postmaster General—Continued.

By objects	Obligations					
	Estimate, 1935		Estimate, 1934		Actual, 1933	
PERSONAL SERVICES, DEPARTMENTAL—CON.	Posi- tions	Av. salary	Posi- tions	Av. salary	Posi- tions	Av. salary
Clerical, administrative, and fiscal service—Continued.						
Grade 5. Senior clerk.....	5	\$2,360	5	\$2,360	6	\$2,333
Senior clerk-stenographer.....	1	2,200	1	2,200	1	2,200
Senior transportation rate and traffic clerk.....			1	2,000	1	2,000
Grade 4. Clerk.....	7	1,886	7	1,886	7	1,886
Clerk-stenographer.....	2	1,980	2	1,980	2	1,980
Grade 3. Assistant clerk.....	4	1,800	4	1,800	4	1,800
Assistant clerk-stenographer.....	1	1,980	1	1,980	1	1,980
Senior operator, office devices.....	4	1,905	4	1,905	4	1,905
Grade 2. Junior clerk.....	3	1,640	3	1,640	4	1,620
Junior stenographer.....	1	1,440	1	1,440	1	1,440
Junior clerk-typist.....	1	1,500	1	1,500	1	1,500
Junior operator, office devices.....	2	1,620	2	1,620	2	1,620
Grade 1. Underclerk.....	3	1,420	3	1,420	3	1,420
Underoperator, office devices.....	4	1,530	4	1,530	4	1,530
Subprofessional service:						
Grade 5. Head nurse.....	1	1,980	1	1,980	1	1,980
Custodial service:						
Grade 8. Principal mechanic.....	1	2,600	1	2,600		
Grade 6. Mechanic.....	1	1,860	1	1,860	1	1,860
Grade 4. Head messenger.....	1	1,560	1	1,560	1	1,560
Undermechanic.....	3	1,340	3	1,340	3	1,340
Grade 3. Messenger.....	8	1,373	8	1,373	6	1,390
Senior laborer.....	3	1,360	3	1,360	3	1,360
Grade 2. Junior laborer.....	11	1,244	11	1,244	5	1,212
Total permanent, departmental.....	98	234,300	102	239,600	96	234,800
Deduct lapses and administrative furloughs.....		5,955		5,897		6,078
Net permanent, departmental.....		228,345		233,703		228,722
Temporary employees, departmental.....						990
All personal services, departmental.....		228,345		233,703		229,712
Deduct legislative reductions.....		22,835		35,054		24,231
01 Personal services (net).....		205,510		198,649		205,481
Estimated savings and unobligated balance.....				15,814		30,309
Total estimate or appropriation.....		205,510		214,463		235,790

POST OFFICE DEPARTMENT BUILDINGS

Salaries, Post Office Department Buildings—

[For personal services in the District of Columbia for the care, maintenance, and protection of the main Post Office Department Building and the mail equipment shops building, \$176,360] (U.S.C., Supp. VI, title 5, sec. 673; act Mar. 3, 1933, 47 Stat., p. 1506).

Appropriated 1934, \$176,360

By objects	Obligations					
	Estimate, 1935		Estimate, 1934		Actual, 1933	
PERSONAL SERVICES, DEPARTMENTAL	Posi- tions	Av. salary	Posi- tions	Av. salary	Posi- tions	Av. salary
Custodial service:						
Grade 9. Assistant mechanical superintendent (chief engineer).....			1	\$2,300	1	\$2,300
Grade 8. Principal mechanic.....			1	2,000	4	2,175
Grade 7. Senior mechanic.....			2	2,040	3	2,000
Grade 6. Mechanic.....			16	1,755	29	1,767
Head guard.....					1	1,680
Grade 5. Foreman of laborers.....					2	1,596
Junior mechanic.....			3	1,540	3	1,510
Grade 4. Assistant foreman of laborers.....					5	1,368
Undermechanic.....			18	1,410	25	1,409
Senior guard.....			3	1,480	9	1,433
Grade 3. Senior laborer.....			1	1,320	3	1,320
Minor mechanic.....					1	1,380
Guard.....			12	1,267	27	1,284
Grade 2. Subordinate mechanic.....			9	1,207	16	1,219
Junior laborer.....			30	1,230	41	1,283
Charwoman (part time, 50 cents per hour).....					56	461
Total permanent, departmental.....			152	160,968	248	278,219

Salaries, Post Office Department Building—Continued.

By objects	Obligations		
	Estimate, 1935	Estimate, 1934	Actual, 1933
PERSONAL SERVICES, DEPARTMENTAL—CON.			
Deduct lapses and administrative furloughs.....		\$1, 672	\$14, 710
Net permanent, departmental.....		159, 296	263, 509
Temporary employees, departmental.....			1, 226
All personal services, departmental.....		159, 296	264, 735
Deduct legislative reductions.....		23, 894	24, 519
01 Personal services (net).....		135, 402	240, 116
Estimated savings and unobligated balance.....		40, 958	39, 329
Total estimate or appropriation.....		176, 360	279, 445

SALARIES IN BUREAUS AND OFFICES

For personal services in the District of Columbia in bureaus and offices of the Post Office Department in not to exceed the following amounts, respectively:

Salaries, Office of First Assistant Postmaster General—

Office of the First Assistant Postmaster General, **[\$471,000]**
\$433,629 (U.S.C., title 5, sec. 363; U.S.C., Supp. VI, title 5, sec. 673;
 act Mar. 3, 1933, 47 Stat., p. 1506).

Estimate 1935, **\$433,629**Appropriated 1934, **\$471,000**

By objects	Obligations					
	Estimate, 1935		Estimate, 1934		Actual, 1933	
PERSONAL SERVICES, DEPARTMENTAL						
Clerical, administrative, and fiscal service:	Posi-	Av.	Posi-	Av.	Posi-	Av.
Grade 15. Special executive officer (First Assistant Postmaster General).....	tions	salary	tions	salary	tions	salary
Grade 14. Executive officer (deputy first assistant and chief clerk).....	1	\$8, 000	1	\$8, 000	1	\$9, 000
Grade 13. Chief administrative officer.....	1	6, 500	1	6, 500	1	6, 500
Grade 12. Senior administrative officer:						
Division superintendent.....	2	5, 000	2	5, 000	2	5, 000
Assistant superintendent.....	1	4, 600	1	4, 600	1	4, 600
Grade 11. Administrative officer (assistant superintendent).....	1	4, 200	1	4, 200	1	4, 200
Grade 10. Junior administrative officer:						
Division superintendent.....	1	3, 600	1	3, 600	1	3, 600
Assistant superintendent.....	2	3, 700	2	3, 700	2	3, 700
Assistant deputy first assistant and chief clerk.....	1	3, 700	1	3, 700	1	3, 700
Grade 9. Senior administrative assistant (assistant superintendent).....	6	3, 333	6	3, 333	7	3, 414
Grade 8. Administrative assistant:						
Assistant superintendent.....	1	3, 000	1	3, 000	1	3, 000
Chief of section.....	2	2, 950	2	2, 950	2	2, 950
Grade 7. Junior administrative assistant:						
Chief of section.....	8	2, 700	8	2, 700	8	2, 713
Special clerk.....	1	3, 000	1	3, 000	1	3, 000
Secretary.....	1	2, 600	1	2, 600	1	2, 600
Grade 6. Principal clerk:						
Chief of section.....	25	2, 504	25	2, 504	25	2, 524
Secretary.....	2	2, 300	2	2, 300	2	2, 350
Grade 5. Senior clerk.....	25	2, 204	25	2, 204	26	2, 211
Senior clerk-stenographer.....	1				1	2, 000
Grade 4. Clerk.....	36	1, 907	36	1, 907	36	1, 932
Clerk-stenographer.....	5	1, 908	5	1, 908	5	1, 920
Grade 3. Assistant clerk.....	27	1, 707	27	1, 707	29	1, 719
Assistant clerk-stenographer.....	26	1, 710	26	1, 710	23	1, 698
Grade 2. Junior clerk.....	8	1, 613	8	1, 613	12	1, 635
Senior typist.....	18	1, 473	18	1, 473	21	1, 477
Junior stenographer.....	12	1, 520	12	1, 520	15	1, 516
Junior clerk-typist.....	1	1, 440	1	1, 440	3	1, 540
Junior clerk-stenographer.....	1	1, 680	1	1, 680	3	1, 560
Grade 1. Underclerk.....	8	1, 388	8	1, 388	11	1, 396
Junior typist.....	1	1, 380	1	1, 380	1	1, 380
Custodial service:						
Grade 4. Mechanic.....	1	1, 380	1	1, 380	1	1, 380
Grade 3. Messenger.....	10	1, 410	10	1, 410	13	1, 364
Total permanent, departmental.....	236	489, 860	236	489, 860	258	529, 320
Deduct lapses and administrative furloughs.....		9, 050		10, 420		39, 660
Net permanent, departmental.....		480, 810		479, 440		489, 660
Temporary employees, departmental.....		1, 000		2, 759		680
All personal services, departmental.....		481, 810		482, 199		490, 340
Deduct legislative reductions.....		48, 181		72, 330		50, 936
01 Personal services (net).....		433, 629		409, 869		439, 404
Estimated savings and unobligated balance.....				61, 131		90, 596
Total estimate or appropriation.....		433, 629		471, 000		530, 000

Salaries, Office of Second Assistant Postmaster General—

Office of the Second Assistant Postmaster General, **[\$394,275]**
\$376,501 (U.S.C., title 5, sec. 363; U.S.C., Supp. VI, title 5, sec. 673; act Mar. 3, 1933, 47 Stat., p. 1506).

Estimate 1935, **\$376,501**Appropriated 1934, **\$394,275**

By objects	Obligations					
	Estimate, 1935		Estimate, 1934		Actual, 1933	
PERSONAL SERVICES, DEPARTMENTAL						
Clerical, administrative, and fiscal service:	Posi-	Av.	Posi-	Av.	Posi-	Av.
Grade 15. Special executive officer (Second Assistant Postmaster General).....	tions	salary	tions	salary	tions	salary
Grade 14. Executive officer (deputy second assistant and chief clerk).....	1	\$8, 000	1	\$8, 000	1	\$9, 000
Grade 13. Chief administrative officer (general superintendent, Railway Mail Service).....	1	6, 500	1	6, 500	1	6, 500
Chief administrative officer (Director, International Postal Service).....	1	5, 800	1	5, 800	1	5, 800
Grade 12. Senior administrative officer:						
Division superintendent.....	1	5, 800	1	5, 800	1	5, 800
Assistant general superintendent, Railway Mail Service.....	1	4, 800	1	4, 800	1	4, 800
Chief accountant and auditor.....	1	5, 200	1	5, 200	1	4, 800
Grade 11. Administrative officer (Assistant Director, International Postal Service).....	1	4, 600	1	4, 600		
Grade 10. Junior administrative officer:						
Assistant Director, International Postal Service.....	1	4, 000	1	4, 000	1	4, 000
Assistant superintendent.....	1	3, 500	1	3, 500	1	3, 500
Assistant deputy second assistant and chief clerk.....	2	3, 500	2	3, 500	2	3, 550
Grade 9. Senior administrative assistant:						
Assistant superintendent.....	1	3, 500	1	3, 500	1	3, 500
Chief of section.....	2	3, 400	2	3, 400	2	3, 400
Grade 8. Administrative assistant (chief of section).....	5	3, 320	5	3, 320	5	3, 360
Grade 7. Junior administrative assistant:						
Chief of section.....	3	3, 033	3	3, 033	2	2, 950
Secretary.....	6	2, 783	6	2, 783	6	2, 833
Grade 6. Principal clerk (chief of section):						
Principal translator.....	1	2, 600	1	2, 600	1	3, 000
Grade 5. Senior clerk.....	16	2, 450	16	2, 450	16	2, 494
Senior clerk-stenographer.....	1	2, 700	1	2, 700	1	2, 700
Grade 4. Clerk.....	24	2, 240	24	2, 246	26	2, 265
Clerk-stenographer.....	3	2, 400	3	2, 400	3	2, 400
Grade 3. Assistant clerk:						
Head operator, office devices.....	33	1, 944	33	1, 944	34	1, 948
Head typist.....	1	1, 980	1	1, 980	1	1, 980
Senior stenographer.....	1	1, 920	1	1, 920	1	1, 920
Grade 2. Junior clerk.....	26	1, 724	26	1, 724	29	1, 728
Clerk-stenographer.....	1	1, 740	1	1, 740	1	1, 740
Junior typist.....	1	1, 800	1	1, 800	1	1, 800
Junior stenographer.....	12	1, 735	12	1, 735	15	1, 728
Junior clerk-typist.....	7	1, 526	7	1, 526	8	1, 500
Junior clerk-stenographer.....	1	1, 680	1	1, 680	2	1, 620
Junior operator, office devices.....	11	1, 444	11	1, 444	15	1, 444
Grade 1. Underclerk.....	7	1, 577	7	1, 577	8	1, 568
Custodial service:						
Grade 3. Messenger.....	4	1, 470	4	1, 470	5	1, 464
Total permanent, departmental.....	4	1, 530	4	1, 530	5	1, 524
Deduct lapses and administrative furloughs.....	8	1, 450	8	1, 450	7	1, 483
Net permanent, departmental.....	4	1, 320	4	1, 320	4	1, 320
Temporary employees, departmental.....	194	418, 700	194	418, 700	209	442, 740
All personal services, departmental.....	2	2, 160	2	2, 160	2	2, 160
Deduct legislative reductions.....		416, 540		414, 707		414, 406
01 Personal services (net).....		1, 795		3, 000		2, 080
Estimated savings and unobligated balance.....		418, 335		417, 707		416, 486
Total estimate or appropriation.....		41, 834		62, 656		42, 668

Salaries, Office of Third Assistant Postmaster General—

Office of the Third Assistant Postmaster General, **[\$725,532]**
\$682,603 [of which amount \$23,040 shall be available only for temporary employees] (U.S.C., title 5, sec. 363; U.S.C., Supp. VI title 5, sec. 673; act Mar. 3, 1933, 47 Stat., p. 1506).

Estimate 1935, **\$682,603**Appropriated 1934, **\$725,532**

By objects	Obligations					
	Estimate, 1935		Estimate, 1934		Actual, 1933	
PERSONAL SERVICES, DEPARTMENTAL						
Clerical, administrative, and fiscal service:	Posi-	Av.	Posi-	Av.	Posi-	Av.
Grade 15. Special executive officer (Third Assistant Postmaster General).....	tions	salary	tions	salary	tions	salary
Grade 14. Executive officer (deputy third assistant and chief clerk).....	1	\$8, 000	1	\$8, 000	1	\$9, 000
	1	6, 500	1	6, 500	1	6, 500

Salaries, Office of Third Assistant Postmaster General—Continued.

By objects	Obligations					
	Estimate, 1935		Estimate, 1934		Actual, 1933	
PERSONAL SERVICES, DEPARTMENTAL—CON.						
Clerical, administrative, and fiscal service—Continued.	Posi- tions	Av. salary	Posi- tions	Av. salary	Posi- tions	Av. salary
Grade 13. Chief administrative officer: Division superintendent.....	2	\$5,800	2	\$5,800	2	\$5,800
Director, Postal Savings.....	1	5,800	1	5,800	1	5,800
Grade 12. Senior administrative officer (division superintendent).....	2	4,600	2	5,000	2	5,000
Grade 11. Administrative officer (Assistant Director, Parcel Post).....	1	3,800	1	3,800	1	3,800
Grade 10. Junior administrative officer: Division superintendent.....	1	4,000	1	4,000	1	4,000
Assistant Director Postal Savings.....	1	3,700	1	3,700	1	3,700
Assistant deputy (third assistant and chief clerk).....	1	3,500	1	3,500	1	3,500
Assistant superintendent.....	4	3,550	4	3,550	4	3,550
Grade 8. Administrative assistant (chief of section).....	11	2,973	11	2,973	11	3,027
Grade 7. Junior administrative assistant: Chief of section.....	12	2,767	12	2,767	12	2,767
Assistant superintendent.....	1	2,600	1	2,600	1	2,600
Private secretary.....	1	2,600	1	2,600	1	3,100
Grade 6. Principal clerk: Chief of section.....	9	2,589	9	2,589	9	2,589
Clerk in charge.....	19	2,505	19	2,505	19	2,516
Principal translator.....	1	2,900	1	2,900	1	2,900
Grade 5. Senior clerk.....	65	2,205	65	2,205	66	2,227
Head stenographer.....	1	2,300	1	2,300	1	2,300
Senior clerk-stenographer.....	7	2,286	7	2,286	7	2,286
Grade 4. Clerk.....	76	1,893	76	1,893	80	1,904
Grade 3. Assistant clerk.....	42	1,696	42	1,696	49	1,688
Senior stenographer.....	10	1,770	10	1,770	10	1,770
Clerk-stenographer.....	5	1,680	5	1,680	6	1,670
Senior operator, office devices.....	2	1,620	2	1,620	2	1,620
Grade 2. Junior clerk.....	22	1,530	18	1,550	19	1,579
Senior typist.....	17	1,634	17	1,634	18	1,610
Junior stenographer.....	22	1,443	18	1,443	13	1,445
Junior clerk-typist.....	1	1,500	1	1,500	1	1,500
Junior clerk-stenographer.....	1	1,440	1	1,440	1	1,440
Grade 1. Underclerk.....	19	1,405	14	1,457	16	1,459
Junior typist.....	1	1,260	1	1,260	1	1,260
Professional and scientific service: Grade 6. Chief economic analyst (Director of Parcel Post).....	1	6,000	1	6,000	1	6,000
Custodial service: Grade 4. Head messenger.....					1	1,320
Grade 3. Messenger.....	7	1,354	5	1,344	4	1,350
Senior laborer.....	3	1,380	3	1,380	3	1,380
Grade 2. Junior laborer.....	3	1,080	3	1,080	4	1,125
Total permanent, departmental.....	374	768,180	359	748,400	372	776,360
Deduct lapses and administrative furloughs.....		9,732		13,563		21,473
Net permanent, departmental.....		758,448		734,837		754,887
Temporary employees, departmental.....				23,040		22,570
All personal services, departmental.....		758,448		757,877		777,457
Deduct legislative reductions.....		75,845		113,682		80,475
01 Personal services (net).....		682,603		644,195		696,982
Estimated savings and unobligated balance.....				81,337		101,948
Total estimate or appropriation.....		682,603		725,532		798,930

Salaries, Office of Fourth Assistant Postmaster General—

Office of the Fourth Assistant Postmaster General, **[\$328,638]**
\$316,019 (U.S.C., title 5, sec. 363; U.S.C. Supp. VI., title 5, sec. 673; act Mar. 3, 1933, 47 Stat., p. 1506).

Estimate 1935, **\$316,019**Appropriated 1934, **\$328,638**

By objects	Obligations					
	Estimate, 1935		Estimate, 1934		Actual, 1933	
PERSONAL SERVICES, DEPARTMENTAL						
Clerical, administrative, and fiscal service: Grade 15. Special executive officer (Fourth Assistant Postmaster General).....	1	\$8,000	1	\$8,000	1	\$9,000
Grade 14. Executive officer (Deputy Fourth Assistant and chief clerk).....	1	6,500	1	6,500	1	6,500
Executive officer.....			1	7,500	1	7,500
Grade 12. Senior administrative officer: Division superintendent.....	2	5,000	3	5,000	3	5,000
Assistant director.....	1	5,000				
Grade 11. Administrative officer (assistant superintendent).....	1	4,200	1	4,200	1	4,200
Grade 10. Junior administrative officer: Assistant superintendent.....	4	3,600	4	3,600	4	3,600
Assistant deputy fourth assistant and chief clerk.....	1	3,500	1	3,500	1	3,500
Grade 9. Senior administrative assistant (assistant superintendent).....	2	3,300	2	3,300	2	3,500

Salaries, Office of Fourth Assistant Postmaster General—Continued.

By objects	Obligations					
	Estimate, 1935		Estimate, 1934		Actual, 1933	
PERSONAL SERVICES, DEPARTMENTAL—CON.						
Clerical, administrative, and fiscal service—Continued.	Posi- tions	Av. salary	Posi- tions	Av. salary	Posi- tions	Av. salary
Grade 8. Administrative assistant: Assistant to Deputy Fourth Assistant and chief clerk.....	1	\$2,900	1	\$2,900	1	\$3,200
Clerk in charge.....	2	3,050	2	3,050	2	3,050
Traffic manager.....	1	3,000				
Grade 7. Junior administrative assistant: Clerk in charge.....	5	2,720	5	2,720	5	2,720
Secretary.....	1	2,600	1	2,600	1	2,600
Senior transportation rate and traffic auditor.....	1	2,600				
Grade 6. Principal clerk: Chief of section.....	8	2,500	8	2,500	8	2,550
Clerk in charge.....	3	2,367	3	2,367	3	2,367
Transportation rate and traffic auditor.....	1	2,300				
Grade 5. Senior clerk.....	12	2,142	12	2,142	12	2,183
Senior clerk-stenographer.....	4	2,275	4	2,275	4	2,275
Senior transportation rate and traffic clerk.....	1	2,000				
Grade 4. Clerk.....	17	1,905	17	1,905	17	1,916
Clerk-stenographer.....	2	1,920	2	1,920	2	1,920
Grade 3. Assistant clerk.....	14	1,723	14	1,723	16	1,744
Senior stenographer.....	5	1,728	5	1,728	6	1,710
Assistant clerk-stenographer.....	5	1,788	5	1,788	6	1,770
Senior operator, office devices.....	2	1,770	2	1,770	2	1,770
Grade 2. Junior clerk.....	9	1,593	9	1,593	10	1,578
Junior stenographer.....	9	1,440	9	1,440	9	1,440
Junior clerk-typist.....	1	1,740	1	1,740	1	1,740
Junior clerk-stenographer.....	1	1,440	1	1,440	1	1,440
Junior operator, office devices.....	1	1,800	1	1,800	1	1,800
Grade 1. Underclerk.....	2	1,440	2	1,440	3	1,380
Professional and scientific service: Grade 6. Chief engineer (division superintendent).....	1	5,600	1	5,600	1	5,600
Grade 5. Senior engineer.....	2	4,600	2	4,600	2	4,600
Grade 4. Engineer.....	2	3,900	2	3,900	2	3,900
Grade 3. Associate engineer.....	2	3,250	2	3,250	3	3,233
Grade 2. Assistant engineer.....	1	3,200	1	3,200	1	3,200
Subprofessional service: Grade 8. Chief engineering draftsman.....	3	2,867	3	2,867	3	2,867
Grade 7. Principal engineering draftsman.....	3	2,433	3	2,433	3	2,433
Grade 6. Senior engineering draftsman.....	8	2,063	8	2,063	8	2,063
Grade 5. Engineering draftsman.....	2	1,800	2	1,800	2	1,800
Custodial service: Grade 4. Head messenger.....	2	1,500	2	1,500	2	1,500
Grade 3. Messenger.....	2	1,230	2	1,230	2	1,230
Senior laborer.....	3	1,340	3	1,340	3	1,340
Grade 2. Junior laborer.....	5	1,164	5	1,164	5	1,164
Total permanent, departmental.....	157	355,400	154	353,000	161	368,800
Deduct lapses and administrative furloughs.....		4,268		3,905		32,094
Net permanent, departmental.....		351,132		349,095		336,706
Temporary employees, departmental.....						350
All personal services, departmental.....		351,132		349,095		337,056
Deduct legislative reductions.....		35,113		52,364		34,450
01 Personal services (net).....		316,019		296,731		302,606
Estimated savings and unobligated balance.....				31,907		66,544
Total estimate or appropriation.....		316,019		328,638		369,150

Salaries, Office of Solicitor for the Post Office Department—

Office of the Solicitor for the Post Office Department, **[\$68,750]**
\$73,152 (U.S.C. title 5, sec. 364; U.S.C. Supp. VI., title 5, sec. 673; act Mar. 3, 1933, 47 Stat., p. 1506).

Estimate 1935, **\$73,152**Appropriated 1934, **\$68,750**

By objects	Obligations					
	Estimate, 1935		Estimate, 1934		Actual, 1933	
PERSONAL SERVICES, DEPARTMENTAL						
Professional and scientific service: Grade 8. Special attorney (solicitor).....	1	\$8,000	1	\$8,000	1	\$8,500
Grade 7. Special attorney (assistant to solicitor).....	1	7,500	1	7,500	0.2	7,500
Grade 6. Chief attorney (assistant solicitor).....	1	6,000	1	6,000	1	6,000
Grade 5. Senior attorney.....	2	4,900	2	4,900	2	4,900
Grade 4. Attorney.....	1	3,800	1	3,800	1	3,800
Grade 3. Associate attorney.....	4	3,425	4	3,425	4	3,425
Grade 2. Assistant attorney.....	3	2,733	3	2,733	3	2,733
Clerical, administrative, and fiscal service: Grade 6. Chief stenographer.....	1	2,300	1	2,300	1	2,300
Principal clerk-stenographer.....	1	2,300	1	2,300	1	2,300
Grade 5. Senior clerk.....	1	2,500	1	2,500	1	2,500
Senior clerk-stenographer.....	1	2,300	1	2,300	1	2,300
Grade 4. Clerk.....	2	1,950	2	1,950	2	1,950
Clerk stenographer.....	1	1,800	1	1,800	1	1,800

Salaries, Office of Solicitor for the Post Office Department—Contd.

By objects	Obligations					
	Estimate, 1935		Estimate, 1934		Actual, 1933	
PERSONAL SERVICES, DEPARTMENTAL—CON.						
Clerical, administrative, and fiscal service—Continued.	Posi- tions	Av. salary	Posi- tions	Av. salary	Posi- tions	Av. salary
Grade 3. Assistant clerk-stenographer.....	1	\$1,740	1	\$1,740	1	\$1,740
Grade 2. Junior stenographer.....	4	1,475	4	1,475	4	1,475
Grade 1. Under clerk.....	1	1,560	1	1,560	1	1,560
Total permanent, departmental.....	26	81,300	26	81,300	25.2	76,020
Deduct lapses and administrative furloughs.....		20		20		193
Net permanent, departmental.....		81,280		81,280		75,827
Temporary employees, departmental.....						438
All personal services, departmental.....		81,280		81,280		76,265
Deduct legislative reductions.....		8,128		12,192		7,857
01 Personal services (net).....		73,152		69,088		68,408
Transferred from "Railroad transportation and mail messenger service".....				6,875		1,458
Estimated savings and unobligated balance.....		73,152		62,213		66,950
				6,537		8,050
Total estimate or appropriation.....		73,152		68,750		75,000

Salaries, Office of Chief Inspector—

Office of the chief inspector, **[\$188,045]** \$168,300 (U.S.C., Supp. VI, title 5, sec. 673; act Mar. 3, 1933, 47 Stat., p. 1507).

Estimate 1935, \$168,300

Appropriated 1934, \$188,045

By objects	Obligations					
	Estimate, 1935		Estimate, 1934		Actual, 1933	
PERSONAL SERVICES, DEPARTMENTAL						
Clerical, administrative, and fiscal service:	Posi- tions	Av. salary	Posi- tions	Av. salary	Posi- tions	Av. salary
Grade 14. Executive officer (chief inspector).....	1	\$6,500	1	\$6,500	1	\$6,500
Grade 13. Chief administrative officer (assistant chief inspector).....	1	5,600	1	5,600	1	5,600
Grade 11. Administrative officer (superintendent).....	1	4,400	1	4,400	1	4,400
Grade 10. Junior administrative officer (assistant superintendent).....	1	3,500	1	3,500	1	3,500
Grade 9. Senior administrative assistant (assistant superintendent).....	1	3,300	1	3,300	1	3,300
Grade 8. Administrative assistant (chief of section).....	5	3,060	5	3,060	5	3,060
Grade 7. Junior administrative assistant: Chief of section.....	1	2,700	1	2,700	1	2,700
Administrative assistant to chief inspector.....					1	2,600
Assistant chief of section.....	1	2,600	1	2,600	1	2,600
Grade 6. Principal clerk (assistant chief of section).....	5	2,380	5	2,380	5	2,380
Principal translator.....	1	2,700	1	2,700	1	2,700
Grade 5. Senior clerk.....	12	2,150	12	2,150	11	2,109
Senior clerk-stenographer.....	1	2,100	1	2,100	1	2,100
Senior translator.....	1	2,300	1	2,300	1	2,300
Grade 4. Clerk.....	26	1,851	26	1,851	27	1,849
Clerk-stenographer.....	2	1,980	2	1,980	2	1,980
Grade 3. Assistant clerk.....	11	1,647	11	1,647	17	1,705
Assistant clerk-stenographer.....	3	1,680	3	1,680	5	1,704
Grade 2. Junior clerk.....	7	1,529	7	1,529	8	1,515
Junior stenographer.....	6	1,450	6	1,450	7	1,474
Junior clerk-typist.....	1	1,680	1	1,680	1	1,680
Grade 1. Under clerk.....	1	1,560	1	1,560	1	1,560
Custodial service:						
Grade 3. Messenger.....	1	1,380	1	1,380	1	1,380
Total permanent, departmental.....	90	187,960	90	187,960	101	207,140
Deduct lapses and administrative furloughs.....		960				3,419
Net permanent, departmental.....		187,000		187,960		203,721
Deduct legislative reductions.....		18,700		28,194		21,020
01 Personal services (net).....		168,300		159,766		182,701
Estimated savings and unobligated balance.....				28,279		24,439
Total estimate or appropriation.....		168,300		188,045		207,140

Salaries, Office of Purchasing Agent—

Office of the purchasing agent, **[\$35,411]** \$31,860 (U.S.C., title 5, sec. 366; U.S.C., Supp. VI, title 5, sec. 673; act Mar. 3, 1933, 47 Stat., p. 1507).

Estimate 1935, \$31,860

Appropriated 1934, \$35,411

Salaries, Office of Purchasing Agent—Continued.

By objects	Obligations					
	Estimate, 1935		Estimate, 1934		Actual, 1933	
PERSONAL SERVICES, DEPARTMENTAL						
Clerical, administrative, and fiscal service:	Posi- tions	Av. salary	Posi- tions	Av. salary	Posi- tions	Av. salary
Grade 14. Executive officer (purchasing agent).....					1	\$7,500
Grade 13. Chief administrative officer (purchasing agent).....	1	\$5,600	1	\$5,600		
Grade 10. Junior administrative officer (deputy purchasing agent).....	1	3,700	1	3,700	1	3,700
Grade 6. Principal clerk (chief of section).....	2	2,400	2	2,400	2	2,400
Principal clerk-stenographer.....	1	2,500	1	2,500	1	2,500
Grade 5. Senior clerk.....	1	2,300	1	2,300	1	2,300
Grade 4. Clerk.....	3	1,900	3	1,900	4	1,935
Grade 3. Assistant clerk.....	1	1,620	1	1,620	1	1,620
Assistant clerk-stenographer.....	1	1,740	1	1,740	1	1,740
Grade 2. Junior stenographer.....	3	1,500	3	1,500	2.5	1,500
Grade 1. Underclerk.....	1	1,560	1	1,560	1	1,560
Custodial service:						
Grade 3. Messenger.....	1	1,380	1	1,380	1	1,380
Total permanent, departmental.....	16	35,400	16	35,400	16.5	38,630
Deduct lapses and administrative furloughs.....						203
Net permanent, departmental.....		35,400		35,400		38,427
Temporary employees, departmental.....						287
All personal services, departmental.....		35,400		35,687		38,427
Deduct legislative reductions.....		3,540		5,353		4,055
01 Personal services (net).....		31,860		30,334		34,372
Estimated savings and unobligated balance.....				5,077		4,258
Total estimate or appropriation.....		31,860		35,411		38,630

Salaries, Bureau of Accounts—

Bureau of Accounts, **[\$87,083]** of which amount \$45,000 shall be available only for temporary employees to carry out the provisions of section 15 of the Act of May 29, 1930 (U.S.C., Supp. V, title 5, sec. 702a), for the maintenance of individual records of civil-service retirement and disability fund deductions so far as they relate to employees of the Postal Service **[\$81,198]** (U.S.C., title 31, secs. 45, 73; U.S.C., Supp. VI, title 5, secs. 673, 702a; act Mar. 3, 1933, 47 Stat., p. 1507).

Estimate 1935, \$81,198

Appropriated 1934, \$87,083

By objects	Obligations					
	Estimate, 1935		Estimate, 1934		Actual, 1933	
PERSONAL SERVICES, DEPARTMENTAL						
Clerical, administrative, and fiscal service:	Posi- tions	Av. salary	Posi- tions	Av. salary	Posi- tions	Av. salary
Grade 13. Chief administrative officer (comptroller).....	1	\$6,000	1	\$6,000	1	\$6,000
Grade 12. Chief accountant and auditor.....	1	4,800	1	4,800	1	4,800
Grade 11. Administrative officer (chief of division).....	1	3,800	1	3,800	1	3,800
Grade 9. Senior administrative assistant (assistant and chief clerk).....	1	3,200	1	3,200	1	3,200
Senior administrative assistant.....	1	3,200	1	3,200	1	3,200
Grade 8. Administrative assistant.....	1	3,200	1	3,200	1	3,200
Grade 7. Junior administrative assistant (clerk in charge).....	1	2,700	1	2,700	1	2,700
Grade 6. Principal clerk.....	2	2,450	2	2,450	2	2,450
Grade 5. Senior clerk.....	4	2,100	4	2,100	4	2,100
Grade 4. Clerk.....	3	1,820	3	1,820	3	1,820
Grade 3. Assistant clerk.....	12	1,625	12	1,625	12	1,625
Assistant clerk-stenographer.....	1	1,620	1	1,620	1	1,620
Senior operator, office devices.....	2	1,620	2	1,620	2	1,620
Grade 2. Assistant clerk.....	7	1,440	7	1,440	7	1,440
Junior stenographer.....	2	1,440	2	1,440	2	1,440
Junior clerk-stenographer.....	1	1,560	1	1,560	2	1,500
Junior operator, office devices.....					2	1,440
Grade 1. Underclerk.....	2	1,260	2	1,260	2	1,260
Junior typist.....					1	1,260
Underclerk-typist.....	1	1,440	1	1,440	1	1,440
Custodial service:						
Grade 3. Messenger.....	1	1,440	1	1,440	1	1,440
Grade 2. Junior laborer.....	1	1,080	1	1,080	1	1,080
Total permanent, departmental.....	46	90,620	46	90,620	50	96,600
Deduct lapses and administrative furloughs.....		400		1,620		8,806
Net permanent, departmental.....		90,220		89,000		87,794
Temporary employees, departmental.....						770
All personal services, departmental.....		90,220		89,000		88,564
Deduct legislative reductions.....		9,022		13,350		9,248
01 Personal services (net).....		81,198		75,650		79,316
Estimated savings and unobligated balance.....				11,433		18,054
Total estimate or appropriation.....		81,198		87,083		97,370

Salaries, Post Office Department, annual appropriations:

Estimate 1935, \$2,368,772

Appropriated 1934, \$2,689,557

CONTINGENT EXPENSES, POST OFFICE DEPARTMENT

Contingent Expenses, Post Office Department: Stationery—

For stationery and blank books, index and guide cards, folders, and binding devices, including purchase of free penalty envelopes, \$15,000 (*act Mar. 3, 1933, 47 Stat., p. 1507*).

Estimate 1935, **\$15,000**Appropriated 1934, **\$15,000**

By objects	Obligations		
	Estimate, 1935	Estimate, 1934	Actual, 1933
02 Supplies and materials.....	\$14,300	\$14,300	\$17,108
09 Advertising and publication of notices (service).....	60	60	62
12 Repairs and alterations.....	40	40	69
30 Equipment.....	600	500	649
Total obligations.....	15,000	14,900	17,888
Estimated savings and unobligated balances.....		100	112
Total estimate or appropriation.....	15,000	15,000	18,000

Contingent Expenses, Post Office Department: Fuel, Repairs, etc.—

For fuel and repairs to heating, lighting, ice, and power plant, including repairs to elevators, purchase and exchange of tools and electrical supplies, and removal of ashes, \$37,500 (*act Mar. 3, 1933, 47 Stat., p. 1507*).

Appropriated 1934, **\$37,500**

By objects	Obligations		
	Estimate, 1935	Estimate, 1934	Actual, 1933
02 Fuel.....		\$25,300	\$29,566
06 Travel expenses.....		2	2
12 Repairs and alterations.....		4,000	5,488
13 Special and miscellaneous current expenses.....		1,100	2,007
30 Other equipment.....		4,598	145
Total obligations.....		35,000	37,145
Estimated savings and unobligated balances.....		2,500	7,855
Total estimate or appropriation.....		37,500	45,000

Contingent Expenses, Post Office Department: Telegraphing—

For telegraphing, \$6,000 (*act Mar. 3, 1933, 47 Stat., p. 1507*).

Estimate 1935, **\$6,000**Appropriated 1934, **\$6,000**

By objects	Obligations		
	Estimate, 1935	Estimate, 1934	Actual, 1933
05 Communication service.....	\$6,000	\$6,900	\$8,039
Transferred from "Freight, express, etc.".....		-900	
Estimated savings and unobligated balances.....	6,000	6,000	8,039
Total estimate or appropriation.....	6,000	6,000	8,500

Contingent Expenses, Post Office Department, Miscellaneous Items—

For miscellaneous items, including purchase, exchange, maintenance, and repair of tools, electrical supplies, typewriters, adding machines, and other labor-saving devices; maintenance of motor trucks and of two motor-driven passenger-carrying vehicles, to be used only for official purposes (one for the Postmaster General and one for the general use of the department); street-car fares not exceeding \$540; plumbing; repairs to department buildings; floor coverings; postage stamps for correspondence addressed abroad, which is not exempt under article 47 of the London convention of the Universal Postal Union, and other necessary expenses, \$43,500 \$40,250; and of such sum of \$43,500 \$40,250, not exceeding \$14,500 may be expended for telephone service, not exceeding \$1,800 may be expended for purchase and exchange of law books, books of reference, railway guides, city directories, and books necessary to conduct the business of the department, and not exceeding \$2,000 may be expended for expenses, except membership fees, of attendance at meetings or conventions concerned with postal affairs, when incurred on the written authority of the Postmaster General, and not exceeding \$800 may be expended for

expenses of the purchasing agent and of the solicitor and attorneys connected with his office while traveling on business of the department (*U.S.S., title 5, sec. 372; act Mar. 3, 1933, 47 Stat., p. 1507*).

Estimate 1935, **\$40,250**Appropriated 1934, **\$43,500**

By objects	Obligations		
	Estimate, 1935	Estimate, 1934	Actual, 1933
02 Supplies and materials.....	\$3,350	\$6,600	\$8,617
05 Communication service.....	14,125	13,800	13,589
06 Travel expenses.....	1,500	1,500	1,041
08 Photographing.....	50	50	40
12 Repairs and alterations.....	1,100	1,525	1,489
13 Special and miscellaneous current expenses.....	775	850	1,893
30 Equipment.....	19,350	17,000	21,159
Total obligations.....	40,250	41,325	47,828
Estimated savings and unobligated balances.....		2,175	172
Total estimate or appropriation.....	40,250	43,500	48,000

Contingent Expenses, Post Office Department: Furniture and Filing Cabinets—

For furniture and filing cabinets \$5,000 and repairs thereto, \$7,000 (*act Mar. 3, 1933, 47 Stat., p. 1507*).

Estimate 1935, **\$7,000**Appropriated 1934, **\$5,000**

By objects	Obligations		
	Estimate, 1935	Estimate, 1934	Actual, 1933
12 Repairs and alterations.....	\$1,000	\$300	\$282
30 Equipment.....	6,000	4,450	6,894
Total obligations.....	7,000	4,750	7,176
Estimated savings and unobligated balances.....		250	324
Total estimate or appropriation.....	7,000	5,000	7,500

Printing and Binding, Post Office Department—

For printing and binding for the Post Office Department, including all of its bureaus, offices, institutions, and services located in Washington, District of Columbia, and elsewhere, \$950,000 \$900,000 (*U.S.C., title 31, sec. 588; act Mar. 3, 1933, 47 Stat., p. 1507*).

Estimate 1935, **\$900,000**Appropriated 1934, **\$950,000**

By objects	Obligations		
	Estimate, 1935	Estimate, 1934	Actual, 1933
08 Printing and binding.....	\$900,000	\$890,000	\$799,960
Estimated savings and unobligated balances.....		60,000	340,040
Total estimate or appropriation.....	900,000	950,000	1,140,000

Total, contingent expenses, Post Office Department, annual appropriations:

Estimate 1935, **\$968,250**Appropriated 1934, **\$1,057,000**

Total, Post Office Department, salaries and expenses, annual appropriations:

Estimate 1935, **\$3,337,022**Appropriated 1934, **\$3,746,557**

Appropriations hereinafter made for the field service of the Post Office Department, except as otherwise provided, shall not be expended for any of the purposes hereinbefore provided for on account of the Post Office Department in the District of Columbia: *Provided*, That the actual and necessary expenses of officials and employees of the Post Office Department and Postal Service, when traveling on official business, may continue to be paid from the appropriations for the service in connection with which the travel is performed, and appropriations for the fiscal year 1934 1935 of the character heretofore used for such purposes shall be available therefor: *Provided further*, That appropriations hereinafter made, except such as are exclusively for payment of compensation, shall

be immediately available for expenses in connection with the examination of estimates for appropriations in the field including per diem allowances in lieu of actual expenses of subsistence (*act Mar. 3, 1933, 47 Stat., p. 1507*).

FIELD SERVICE, POST OFFICE DEPARTMENT

OFFICE OF THE POSTMASTER GENERAL

Electric Power, Light, etc.—

For gas, electric power, and light, and the repair of machinery, United States Post Office Department equipment shops building, \$4,500 (*act Mar. 3, 1933, 47 Stat., p. 1508*).

Appropriated 1934, **\$4,500**

By objects	Obligations		
	Estimate, 1935	Estimate, 1934	Actual, 1933
10 Furnishing of heat, light, power, water, and electricity (service).....		\$4,275	\$3,403
Estimated savings and unobligated balances.....		225	2,097
Total estimate or appropriation.....		4,500	5,500

Rewards to Postal Employees for Inventions—

The Postmaster General is hereby authorized to pay a cash reward for any invention, suggestion, or series of suggestions for an improvement or economy in device, design, or process applicable to the Postal Service submitted by one or more employees of the Post Office Department or the Postal Service which shall be adopted for use and will clearly effect a material economy or increase efficiency, and for that purpose the sum of \$1,500 is hereby appropriated: *Provided*, That the sums so paid to employees in accordance with this Act shall be in addition to their usual compensation: *Provided further*, That the total amount paid under the provisions of this Act shall not exceed \$1,000 in any month or for any one invention or suggestion: *Provided further*, That no employee shall be paid a reward under this Act until he has properly executed an agreement to the effect that the use by the United States of the invention, suggestion, or series of suggestions made by him shall not form the basis of a further claim of any nature upon the United States by him, his heirs, or assigns: *Provided further*, That this appropriation shall be available for no other purpose (*U.S.C., title 39, sec. 813; act Mar. 3, 1933, 47 Stat., p. 1508*).

Estimate 1935, **\$1,500**

Appropriated 1934, **\$1,500**

By objects	Obligations		
	Estimate, 1935	Estimate, 1934	Actual, 1933
3 Refunds, awards, and indemnities.....	\$1,500		
Estimated savings and unobligated balances.....		\$1,500	\$1,500
Total estimate or appropriation.....	1,500	1,500	1,500

Travel Expenses, etc., Postmaster General—

For travel and miscellaneous expenses in the Postal Service, office of the Postmaster General, \$1,000 (*act Mar. 3, 1933, 47 Stat., p. 1508*).

Estimate 1935, **\$1,000**

Appropriated 1934, **\$1,000**

By objects	Obligations		
	Estimate, 1935	Estimate, 1934	Actual, 1933
06 Travel expenses.....	\$1,000	\$950	\$107
Estimated savings and unobligated balances.....		50	893
Total estimate or appropriation.....	1,000	1,000	1,000

Personal or Property Damage Claims—

To enable the Postmaster General to pay claims for damages, occurring during the fiscal year [1934] 1935, or in prior fiscal years, to persons or property in accordance with the provisions of the Deficiency Appropriation Act approved June 16, 1921 (*U.S.C.,*

title 5, sec. 392), \$18,000 (*U.S.C., title 5, sec. 392; act Mar. 3, 1933, 47 Stat., p. 1508*).

Estimate 1935, **\$18,000**

Appropriated 1934, **\$18,000**

By objects	Obligations		
	Estimate, 1935	Estimate, 1934	Actual, 1933
53 Refunds, awards, and indemnities.....	\$18,000	\$12,000	\$18,000
Estimated savings and unobligated balances.....		6,000	
Total estimate or appropriation.....	18,000	18,000	18,000

Total, Office of the Postmaster General, annual appropriations:

Estimate 1935, **\$20,500**

Appropriated 1934, **\$25,000**

Indefinite appropriation:

Adjusted Losses and Contingencies, Postal Funds—

Indefinite appropriation to enable the Postmaster General to pay to postmasters or credit them with the amount ascertained to have been lost or destroyed through burglary, fire, or other unavoidable casualty resulting from no fault or negligence on the part of such postmasters, \$35,000 (*U.S.C., title 39, sec. 49; U.S.C., Supp. VI, title 39, sec. 49*).

Estimate 1935, **\$35,000**

Appropriated 1934, **\$35,000**

53 Refunds, awards, and indemnities: Obligations—1935, \$35,000; 1934, \$35,000; 1933, \$119,070.

Total, Office of the Postmaster General:

Estimate 1935, **\$55,500**

Appropriated 1934, **\$60,000**

OFFICE OF THE CHIEF INSPECTOR

Post Office Inspectors, Salaries—

OFFICE OF CHIEF INSPECTOR: For salaries of fifteen inspectors in charge of divisions and five hundred and twenty-five inspectors, \$1,878,750 (*U.S.C., title 39, sec. 692; act Mar. 3, 1933, 47 Stat., p. 1508*).

Estimate 1935, **\$1,790,955**

Appropriated 1934, **\$1,878,750**

By objects	Obligations		
	Estimate, 1935	Estimate, 1934	Actual, 1933
Personal services.....	\$2,013,100	\$2,033,800	\$2,054,900
Deduct lapses and administrative furloughs.....	23,150	56,280	51,155
Deduct legislative reductions.....	198,995	305,070	202,817
01 Personal services (net).....	1,790,955	1,672,450	1,800,928
Estimated savings and unobligated balance.....		206,300	248,522
Total estimate or appropriation.....	1,790,955	1,878,750	2,049,450
Annual salary:	Number of employees, July 1, 1934	Number of employees, July 1, 1933	Number of employees, July 1, 1932
\$4,500.....		15	15
\$4,000.....		163	177
\$3,800.....		282	287
\$3,500.....		17	16
\$3,200.....		10	10
\$3,000.....		14	14
\$2,800.....		39	21
Total.....	540	540	540

Post Office Inspectors, Traveling Expenses—

For traveling expenses of inspectors, inspectors in charge, the chief post-office inspector, and the assistant chief post-office inspector, and for the traveling expenses of four clerks performing stenographic and clerical assistance to post-office inspectors in the investigation of important fraud cases, and for tests, exhibits, documents, photographs, office and other necessary expenses incurred by post-office inspectors in connection with their official investigations, including necessary miscellaneous expenses of division headquarters, \$475,000 (*U.S.C., title 39, sec. 692; act Mar. 3, 1933, 47 Stat., p. 1508*). *Provided*, That not exceeding \$24,500 of this sum shall be available for transfer by the Postmaster General to other departments and independent establishments for chemical and other investigations

(U.S.C., title 39, secs. 691, 694; U.S.C., Supp. VI., title 5, secs. 73a, 821-833; act Mar. 3, 1933, 47 Stat., p. 1508).

Estimate 1935, **\$488,270**

Appropriated 1934, **\$475,000**

By objects	Obligations		
	Estimate, 1935	Estimate, 1934	Actual, 1933
05 Communication service.....	\$22,700	\$22,700	\$22,699
06 Travel expenses.....	446,710	446,540	396,387
13 Special and miscellaneous current expenses.....	2,400	2,400	2,492
Total obligations.....	471,810	471,640	421,578
Transferred to Department of Agriculture..	16,460	16,460	21,124
Net total obligations.....	488,270	488,100	442,702
Estimated savings and unobligated balances.....		900	81,298
Total.....	488,270	489,000	524,000
Less transfer by consolidation for 1935 of appropriation "Post office inspector, miscellaneous expenses, division headquarters....."		14,000	14,000
Total estimate or appropriation.....	488,270	475,000	510,000

Post Office Inspectors, Miscellaneous Expenses, Division Headquarters—

For necessary miscellaneous expenses of division headquarters **\$14,000** (act Mar. 3, 1933, 47 Stat., p. 1508).

Estimate 1935.^a

Appropriated 1934, **\$14,000**

^a Consolidated for 1935 with "Post-office inspectors, traveling expenses."

Post Office Inspectors, Clerks, Division Headquarters—

For compensation of one hundred and thirty clerks at division headquarters, **\$300,700** **\$291,420** (U. S. C., title 39, secs. 698-699; act Mar. 3, 1933, 47 Stat., p. 1508).

Estimate 1935, **\$291,420**

Appropriated 1934, **\$300,700**

By objects	Obligations		
	Estimate, 1935	Estimate, 1934	Actual, 1933
Personal services.....	\$325,400	\$326,300	\$328,400
Deduct lapses and administrative fur-loughs.....	1,600	7,655	11,119
Deduct legislative reductions.....	32,380	48,945	32,674
01 Personal services (net).....	291,420	269,700	284,607
Estimated savings and unobligated bal-ance.....		31,000	43,393
Total estimate or appropriation.....	291,420	300,700	328,000

Annual salary:	Number of employees July 1, 1934	Number of employees July 1, 1933	Number of employees July 1, 1932
\$3,000.....	15	15	15
\$2,600.....	36	37	37
\$2,450.....	62	65	65
\$2,300.....	6	6	6
\$2,150.....	4	3	3
\$2,000.....	1	1	1
\$1,900.....	6	3	3
Total.....	130	130	130

Payment of Rewards—

For payment of rewards for the detection, arrest, and conviction of post-office burglars, robbers, and highway mail robbers, **\$45,000**: *Provided*, That rewards may be paid, in the discretion of the Postmaster General, when an offender of the class mentioned was killed in the act of committing the crime or in resisting lawful arrest: *Provided further*, That no part of this sum shall be used to pay any rewards at rates in excess of those specified in Post Office Department Order 9955, dated February 28, 1930: *Provided further*, That of the amount herein appropriated not to exceed \$20,000 may be expended, in the discretion of the Postmaster General, for the purpose of securing information concerning violations of the postal laws and for services and information looking toward the apprehension of criminals (U.S.C., title 39, sec. 9; act Mar. 3, 1933, 47 Stat., pp. 1508-1509).

Estimate 1935, **\$45,000**

Appropriated 1934, **\$45,000**

53 Refunds, awards, and indemnities: Obligations—1935, \$45,000; 1934, \$45,000; 1933, \$45,000.

Total, Office of the Chief Inspector, annual appropriations:

Estimate 1935, **\$2,615,645**

Appropriated 1934, **\$2,713,450**

OFFICE OF THE FIRST ASSISTANT POSTMASTER GENERAL

Compensation to Postmasters—

For compensation to postmasters and for allowances for rent, light, fuel, and equipment to postmasters of the fourth class, **\$46,000,000** **\$40,500,000** (U.S.C., title 39, secs. 81, 54, 57; U.S.C., Supp. VI, title 39, secs. 54, 57, 60a, 303; act Mar. 3, 1933, 47 Stat., p. 1509).

Estimate 1935, **\$40,500,000**

Appropriated 1934, **\$46,000,000**

By objects	Obligations		
	Estimate, 1935	Estimate, 1934	Actual, 1933
Personal services.....	\$42,678,371	\$43,661,177	\$45,313,646
Deduct lapses and administrative fur-loughs.....		701,445	
Deduct legislative reductions.....	4,267,837	6,549,176	3,073,682
Total deductions.....	4,267,837	7,250,621	3,073,682
01 Personal services (net).....	38,410,534	36,410,556	42,239,964
OTHER OBLIGATIONS			
Furnishing of heat, light, power, water, and electricity (service).....	464,326	468,104	445,826
Deduct legislative reductions in allow-ances.....	46,433	70,215	16,718
10 Furnishing of heat, light, power, water, and electricity (net).....	417,893	397,889	429,108
Rents.....	1,857,303	1,872,418	1,783,302
Deduct legislative reduction in allow-ances.....	185,730	280,863	66,874
11 Rents (net).....	1,671,573	1,591,555	1,716,428
Total other obligations.....	2,089,466	1,989,444	2,145,536
Grand total obligations.....	40,500,000	38,400,000	44,385,500
Estimated savings and unobligated balances.....		7,600,000	6,414,500
Total estimate or appropriation.....	40,500,000	46,000,000	50,800,000

Annual salary:	Number of employees July 1, 1934	Number of employees July 1, 1933	Number of employees June 30, 1933	Number of employees July 1, 1932
\$12,000.....		1	2	24
\$11,000.....		1	0	0
\$10,000.....		2	4	4
\$9,000.....		7	6	6
\$8,000.....		13	14	1
\$7,000.....		18	22	22
\$6,000.....		44	50	50
\$5,000.....		15	23	23
\$4,500.....		20	22	22
\$4,200.....		43	52	52
\$4,000.....		32	31	31
\$3,900.....		44	44	44
\$3,800.....		61	73	73
\$3,700.....		65	71	71
\$3,600.....		97	109	109
\$3,500.....		80	90	90
\$3,400.....		109	129	129
\$3,300.....		128	144	144
\$3,200.....		179	220	220
\$3,000.....		185	186	186
\$2,900.....		219	246	246
\$2,800.....		264	283	283
\$2,700.....		313	361	362
\$2,600.....		330	377	378
\$2,500.....		470	532	532
\$2,400.....		1,310	1,407	1,408
\$2,300.....		325	286	287
\$2,200.....		439	532	531
\$2,100.....		660	765	765
\$2,000.....		799	877	877
\$1,900.....		948	1,101	1,101
\$1,800.....		914	965	965
\$1,700.....		662	729	731
\$1,600.....		812	928	928
\$1,500.....		998	1,055	1,055
\$1,400.....		800	844	844
\$1,300.....		902	944	944
\$1,200.....		515	524	525
\$1,100.....		1,289	981	978
Total presidential postmas-ters.....	14,113	14,113	15,029	15,032
Total fourth-class postmas-ters.....	33,528	33,528	32,612	33,187
Total.....	47,641	47,641	47,641	48,219

Compensation to Assistant Postmasters—

For compensation to assistant postmasters at first and second class post offices, **\$6,200,000** **\$5,805,000** (U.S.C., title 39, secs. 86, 88; U.S.C., Supp. VI, title 39, secs. 828, 831; act Mar. 3, 1933, 47 Stat., p. 1509).

Estimate 1935, **\$5,805,000**

Appropriated 1934, **\$6,200,000**

Compensation to Assistant Postmasters—Continued.

By objects	Obligations		
	Estimate, 1935	Estimate, 1934	Actual, 1933
Personal services.....	\$6,450,000	\$6,702,700	\$7,029,400
Deduct lapses and administrative fur-			
loughs.....		346,043	56,169
Deduct legislative reductions.....	645,000	978,870	653,231
Total deductions.....	645,000	1,324,913	709,400
01 Personal services (net).....	5,805,000	5,377,787	6,320,000
Estimated savings and unobligated bal-			
ances.....		822,213	820,000
Total estimate or appropriation.....	5,805,000	6,200,000	7,140,000
Annual salary:	Number of employees July 1, 1934	Number of employees July 1, 1933	Number of employees July 1, 1932
\$4,900.....		2	2
\$4,800.....		6	8
\$4,700.....		2	2
\$4,600.....		5	4
\$4,500.....		4	3
\$4,400.....		9	11
\$4,300.....		7	10
\$4,200.....		23	24
\$4,100.....		31	36
\$4,000.....		17	23
\$3,900.....		13	20
\$3,800.....		45	57
\$3,700.....		32	28
\$3,600.....		38	39
\$3,500.....		61	77
\$3,400.....		60	67
\$3,300.....		173	199
\$3,200.....		404	492
\$3,100.....		173	176
\$3,000.....		458	503
\$2,900.....		517	543
\$2,800.....		592	442
Total.....	2,635	2,672	2,766

Clerks, First and Second Class Post Offices—

For compensation to clerks and employees at first and second class post offices, including auxiliary clerk hire at summer and winter post offices, printers, mechanics, skilled laborers, watchmen, messengers, laborers, and substitutes, **[\$161,000,000] \$147,619,260** (U.S.C., title 39, secs. 86, 91-96, 103, 110, 112, 113, 117, 124, 126, 127, 821; U.S.C., Supp. VI, title 39, secs. 828, 831; act Mar. 3, 1933, 47 Stat., p. 1509).

Estimate 1935, **\$147,619,260** Appropriated 1934, **\$161,000,000**

By objects	Obligations		
	Estimate, 1935	Estimate, 1934	Actual, 1933
Personal services.....	\$164,021,400	\$170,280,805	\$173,630,417
Deduct lapses and administrative fur-			
loughs.....		9,385,688	3,022,687
Deduct legislative reductions.....	16,402,140	24,978,210	17,947,080
Total deductions.....	16,402,140	34,363,898	20,969,767
01 Personal services (net).....	147,619,260	135,916,907	152,660,650
Estimated savings and unobligated bal-			
ances.....		25,083,093	29,664,350
Total estimate or appropriation.....	147,619,260	161,000,000	182,325,000
Annual salary:	Number of employees July 1, 1934	Number of employees July 1, 1933	Number of employees July 1, 1932
\$4,700.....		4	4
\$4,600.....		8	11
\$4,500.....		10	10
\$4,400.....		25	34
\$4,300.....		5	6
\$4,200.....		44	52
\$4,100.....		29	31
\$4,000.....		66	79
\$3,900.....		17	25
\$3,800.....		179	200
\$3,700.....		18	22
\$3,600.....		144	132
\$3,500.....		45	67
\$3,400.....		295	325
\$3,300.....		136	152
\$3,200.....		217	215
\$3,100.....		512	551
\$3,000.....		908	1,038
\$2,900.....		1,465	1,414
\$2,800.....		1,833	1,846
\$2,700.....			
\$2,600.....			
\$2,500.....			

Clerks, First and Second Class Post Offices—Continued.

	Number of employees July 1, 1934	Number of employees July 1, 1933	Number of employees July 1, 1932
Annual salary—Continued.			
\$2,400.....		809	757
\$2,300.....		8,455	8,977
\$2,200.....		689	699
\$2,100.....		47,819	49,033
\$2,000.....		2,505	2,551
\$1,900.....		1,299	1,337
\$1,800.....		714	729
\$1,700.....		271	230
\$1,600.....		4,503	4,654
\$1,500.....		143	149
Total regular employees.....	70,567	73,167	75,330
Auxiliary and substitute service, average			
number.....	7,946	8,198	7,294
Overtime service, average number.....	378	476	461
Total.....	78,891	81,841	83,085

Clerks, Contract Stations—

For compensation to clerks in charge of contract stations, **[\$1,800,000] \$1,550,000** (U.S.C. title 39, sec. 161; act Mar. 3, 1933, 47 Stat., p. 1509).

Estimate 1935, **\$1,550,000** Appropriated 1934, **\$1,800,000**

By objects	Obligations		
	Estimate, 1935	Estimate, 1934	Actual, 1933
01 Personal services.....	\$1,550,000	\$1,600,000	\$1,754,129
Estimated savings and unobligated			
balances.....		200,000	145,871
Total estimate or appropriation.....	1,550,000	1,800,000	1,900,000
	June 30, 1935	June 30, 1934	June 30, 1933
Number of employees.....	5,132	5,182	5,281

Separating Mails—

For separating mails at third and fourth class post offices, **[\$450,000] \$431,631** (U.S.C., title 39, secs. 58, 82; act Mar. 3, 1933, 47 Stat., p. 1509).

Estimate 1935, **\$431,631** Appropriated 1934, **\$450,000**

By objects	Obligations		
	Estimate, 1935	Estimate, 1934	Actual, 1933
Personal services.....	\$479,590	\$455,923	\$438,330
Deduct legislative reductions.....	47,959	68,388	14,742
01 Personal services (net).....	431,631	387,535	423,588
Estimated savings and unobligated bal-			
ances.....		62,465	56,412
Total estimate or appropriation.....	431,631	450,000	480,000

Unusual Conditions at Post Offices—

For unusual conditions at post offices, **[\$50,000] \$45,000** (U.S.C., title 39, secs. 58, 133; act Mar. 3, 1933, 47 Stat., p. 1509).

Estimate 1935, **\$45,000** Appropriated 1934, **\$50,000**

By objects	Obligations		
	Estimate, 1935	Estimate, 1934	Actual, 1933
Personal services.....	\$50,000	\$50,000	\$39,974
Deduct legislative reductions.....	5,000	7,500	1,859
01 Personal services (net).....	45,000	42,500	38,115
Estimated savings and unobligated bal-			
ances.....		7,500	36,885
Total estimate or appropriation.....	45,000	50,000	75,000

Clerks, Third-Class Post Offices—

For allowances to third-class post offices to cover the cost of clerical services, **[\$8,000,000] \$6,750,000** (U.S.C., title 39, secs. 81, 84, 89; act Mar. 3, 1933, 47 Stat., p. 1509).

Estimate 1935, **\$6,750,000** Appropriated 1934, **\$8,000,000**

Clerks, Third-Class Post Offices—Continued.

By objects	Obligations		
	Estimate, 1935	Estimate, 1934	Actual, 1933
Personal services.....	\$7, 500, 000	\$8, 163, 107	\$8, 208, 961
Deduct lapses and administrative fur-			
loughs.....		929, 114	157, 767
Deduct legislative reductions.....	750, 000	1, 083, 993	348, 662
01 Personal services (net).....	6, 750, 000	6, 150, 000	7, 702, 532
Estimated savings and unobligated balances.....		1, 850, 000	797, 468
Total estimate or appropriation.....	6, 750, 000	8, 000, 000	8, 500, 000

Miscellaneous Items, First and Second Class Post Offices—

For miscellaneous items necessary and incidental to the operation and protection of post offices of the first and second classes, and the business conducted in connection therewith, not provided for in other appropriations, **[\$2,000,000] \$1,828,500** (act Mar. 3, 1933, 47 Stat., p. 1509).

Estimate 1935, **\$1,828,500** Appropriated 1934, **\$2,000,000**

By objects	Obligations		
	Estimate, 1935	Estimate, 1934	Actual, 1933
PERSONAL SERVICES			
Personal services.....	\$1, 415, 000	\$1, 466, 672	\$1, 474, 157
Deduct lapses and administrative fur-			
loughs.....		21, 139	
Deduct legislative reductions.....	141, 500	215, 652	106, 385
01 Personal services (net).....	1, 273, 500	1, 229, 881	1, 367, 772
OTHER OBLIGATIONS			
02 Supplies and materials.....	3, 000	4, 000	4, 000
05 Communication service.....	478, 000	505, 000	488, 226
06 Travel expenses.....	9, 000	9, 200	9, 039
07 Transportation of things.....	12, 000	12, 500	11, 403
08 Printing, engraving, lithographing,			
binding, photographing, and type-			
writing (service).....	7, 500	8, 000	7, 157
10 Furnishing of heat, light, power, water,			
and electricity (service).....	9, 500	9, 800	9, 326
11 Rents.....	7, 000	7, 500	5, 635
13 Special and miscellaneous current ex-			
penses.....	29, 000	30, 000	29, 295
Total other obligations.....	555, 000	586, 000	564, 081
Grand total.....	1, 828, 500	1, 815, 881	1, 931, 853
Estimated savings and unobligated bal-			
ances.....		184, 119	318, 147
Total estimate or appropriation.....	1, 828, 500	2, 000, 000	2, 250, 000

Village Delivery Service—

For village delivery service in towns and villages having post offices of the second or third class, and in communities adjacent to cities having city delivery, **[\$1,400,000] \$1,408,905** (U.S.C., title 39, sec. 106; U.S.C., Supp. VI, title 39, sec. 831; act Mar. 3, 1933, 47 Stat., p. 1509).

Estimate 1935, **\$1,408,905** Appropriated 1934, **\$1,400,000**

By objects	Obligations		
	Estimate, 1935	Estimate, 1934	Actual, 1933
Personal services.....	\$1, 565, 450	\$1, 568, 350	\$1, 602, 999
Deduct lapses and administrative fur-			
loughs.....		32, 940	
Deduct legislative reductions.....	156, 545	235, 253	158, 905
01 Personal services (net).....	1, 408, 905	1, 300, 157	1, 444, 094
Estimated savings and unobligated bal-			
ances.....		99, 843	55, 906
Total estimate or appropriation.....	1, 408, 905	1, 400, 000	1, 500, 000
Number of employees			
	July 1, 1934	July 1, 1933	July 1, 1932
Annual salary:			
\$1,350.....	799	802	815
\$1,250.....	89	89	89
\$1,150.....	108	107	106
\$675.....	2	2	2
Total regular employees.....	998	1, 000	1, 012
Auxiliary, vacation, and sick leave, average			
number.....	185	185	199
Total.....	1, 183	1, 185	1, 211

Detroit River Postal Service—

For Detroit River postal service, **\$15,995** (U.S.C., title 39, sec. 802; act Mar. 3, 1933, 47 Stat., p. 1509).

Estimate 1935, **\$15,995** Appropriated 1934, **\$15,995**

07 Transportation of things (service): Obligations—1935, \$15,995; 1934, \$15,995; 1933, \$15,995 (unobligated balance, \$905).

Car Fare and Bicycle Allowance—

For car fare and bicycle allowance, including special-delivery car fare, **[\$1,250,000] \$1,200,000** (U.S.C., title 39, secs. 99, 175, 176; act Mar. 3, 1933, 47 Stat., p. 1509).

Estimate 1935, **\$1,200,000** Appropriated 1934, **\$1,250,000**

By objects	Obligations		
	Estimate, 1935	Estimate, 1934	Actual, 1933
06 Travel expenses.....	\$1, 200, 000	\$1, 208, 953	\$1, 195, 154
Estimated saving and unobligated balances.....		41, 047	184, 846
Total estimate or appropriation.....	1, 200, 000	1, 250, 000	1, 380, 000

City Delivery Carriers—

For pay of letter carriers, City Delivery Service, **[\$113,000,000] \$104,549,314**, (U.S.C., title 39, secs. 103, 112, 113, 115, 117, 124, 126, 127, 151; U.S.C., Supp. VI, title 39, secs. 828, 831; act Mar. 3, 1933, 47 Stat., p. 1509).

Estimate 1935, **\$104,549,314** Appropriated 1934, **\$113,000,000**

By objects	Obligations		
	Estimate, 1935	Estimate, 1934	Actual, 1933
Personal services.....	\$116, 165, 905	\$120, 805, 498	\$123, 406, 771
Deduct lapses and administrative fur-			
loughs.....		7, 552, 715	2, 865, 243
Deduct legislative reductions.....	11, 616, 591	17, 574, 555	13, 052, 950
01 Personal services (net).....	104, 549, 314	95, 678, 228	107, 488, 578
Estimated savings and unobligated bal-			
ances.....		17, 321, 772	19, 511, 422
Total estimate or appropriation.....	104, 549, 314	113, 000, 000	127, 000, 000
Number of employees			
	July 1, 1934	July 1, 1933	July 1, 1932
Annual salary:			
\$2,400.....		6	6
\$2,100.....		48, 043	49, 634
\$2,000.....		1, 895	1, 892
\$1,900.....		859	829
\$1,800.....		265	248
\$1,700.....		161	158
Total regular employees.....	48, 780	51, 229	52, 767
Auxiliary and substitute service, average			
number.....	8, 100	8, 000	7, 818
Overtime service, average number.....	400	476	307
Total.....	57, 280	59, 705	60, 892

Special Delivery Fees—

For fees to special-delivery messengers, **[\$7,450,000] \$5,107,500** (U.S.C., title 39, secs. 167, 169, 170; U.S.C., Supp. VI, title 39, sec. 166; act Mar. 3, 1933, 47 Stat., p. 1509).

Estimate 1935, **\$5,107,500** Appropriated 1934, **\$7,450,000**

By objects	Obligations		
	Estimate, 1935	Estimate, 1934	Actual, 1933
Personal services.....	\$5, 675, 000	\$5, 675, 000	\$5, 735, 429
Deduct legislative reductions.....	567, 500	851, 250	415, 429
01 Personal services (net).....	5, 107, 500	4, 823, 750	5, 320, 000
Estimated savings and unobligated bal-			
ances.....		2, 626, 250	3, 130, 000
Total estimate or appropriation.....	5, 107, 500	7, 450, 000	8, 450, 000

Rural Delivery Service—

For pay of rural carriers, auxiliary carriers, substitutes for rural carriers on annual and sick leave, clerks in charge of rural stations, and tolls and ferriage, Rural Delivery Service, and for the incidental expenses thereof, **[\$95,000,000] \$82,902,500** (U.S.C.,

title 39, secs. 197, 198, 203, 205, 206, 208, 209; act Mar. 3, 1933, 47 Stat., p. 1509).

Estimate 1935, \$82,902,500

Appropriated 1934, \$95,000,000

By objects	Obligations		
	Estimate, 1935	Estimate, 1934	Actual, 1933
Personal services.....	\$100,955,000	\$102,592,421	\$104,792,905
Deduct legislative reduction in allow- ance for equipment maintenance.....	9,660,000	9,669,720	2,163,440
Deduct legislative reduction.....	8,437,500	12,964,701	8,889,224
01 Personal services (net).....	82,857,500	79,958,000	93,739,941
OTHER OBLIGATIONS			
07 Transportation of things (service).....	40,000	37,000	36,429
13 Special and miscellaneous current ex- penses.....	5,000	5,000	3,730
Total other obligations.....	45,000	42,000	40,159
Grand total obligations.....	82,902,500	80,000,000	93,780,100
Estimated savings and unobligated bal- ances.....		15,000,000	12,219,900
Total estimate or appropriation.....	82,902,500	95,000,000	106,000,000

	Number of employees July 1, 1934	Number of employees July 1, 1933	Number of employees July 1, 1932
Annual salary:			
\$3,810.....		2	1
\$3,750.....		1	1
\$3,720.....		1	1
\$3,690.....		2	1
\$3,660.....		4	1
\$3,630.....		1	1
\$3,600.....		2	3
\$3,570.....		1	1
\$3,540.....		2	3
\$3,510.....		3	1
\$3,480.....		2	4
\$3,450.....		8	10
\$3,420.....		7	5
\$3,390.....		6	7
\$3,360.....		8	4
\$3,330.....		19	14
\$3,300.....		14	8
\$3,270.....		16	12
\$3,240.....		25	23
\$3,210.....		21	17
\$3,180.....		41	34
\$3,150.....		40	30
\$3,120.....		36	27
\$3,090.....		49	29
\$3,060.....		62	48
\$3,030.....		71	51
\$3,000.....		77	55
\$2,970.....		90	70
\$2,940.....		127	99
\$2,910.....		150	102
\$2,880.....		178	136
\$2,850.....		160	117
\$2,820.....		212	166
\$2,790.....		219	147
\$2,760.....		259	203
\$2,730.....		281	222
\$2,700.....		312	245
\$2,670.....		334	255
\$2,640.....		346	283
\$2,610.....		367	267
\$2,600.....		10	13
\$2,580.....		380	274
\$2,550.....		422	344
\$2,520.....		451	355
\$2,490.....		476	355
\$2,460.....		519	395
\$2,430.....		503	396
\$2,400.....		609	474
\$2,370.....		655	548
\$2,340.....		641	570
\$2,310.....		739	632
\$2,280.....		769	675
\$2,250.....		827	728
\$2,220.....		840	760
\$2,190.....		929	868
\$2,175.....		1	1
\$2,160.....		1,078	1,062
\$2,130.....		1,084	1,122
\$2,115.....		2	2
\$2,100.....		1,212	1,237
\$2,085.....		1	1
\$2,070.....		1,340	1,397
\$2,055.....		3	3
\$2,040.....		1,610	1,770
\$2,025.....		2	1
\$2,010.....		1,845	2,001
\$1,995.....		1	2
\$1,980.....		2,371	2,710
\$1,950.....		2,608	2,972
\$1,935.....		1	1

Rural Delivery Service—Continued.

	Number of employees July 1, 1934	Number of employees July 1, 1933	Number of employees July 1, 1932
Annual salary—Continued.			
\$1,920.....		2,811	3,297
\$1,905.....		2	3
\$1,890.....		2,591	3,068
\$1,875.....		2	2
\$1,860.....		2,367	2,862
\$1,845.....		2	1
\$1,830.....		2,217	2,632
\$1,815.....		2	2
\$1,800.....		1,061	1,309
\$1,728.....		1,481	1,780
\$1,620.....		807	965
\$1,440.....		366	437
\$1,260.....		243	266
\$1,080.....		194	208
\$1,008.....		143	155
\$936.....		100	102
\$864.....		38	41
\$792.....		14	15
\$720.....		2	2
Total regular employees.....	36,774	39,924	41,515
Annual leave, average number.....	1,596	1,590	1,696
Sick leave, average number.....	458	589	510
Station clerks.....	155	158	177
Total.....	38,983	42,261	43,898

Travel Expenses, etc., First Assistant Postmaster General—

For travel and miscellaneous expenses in the Postal Service, office of the First Assistant Postmaster General, \$1,000 (act Mar. 3, 1933, 47 Stat., p. 1509).

Estimate 1935, \$1,000

Appropriated 1934, \$1,000

06 Travel expenses: Obligations—1935, \$1,000; 1934, \$1,000; 1933, \$539 (estimated savings and unobligated balance, \$461).

Total, Office of the First Assistant Postmaster General, annual appropriations:

Estimate 1935, \$399,714,605

Appropriated 1934, \$443,616,995

OFFICE OF THE SECOND ASSISTANT POSTMASTER GENERAL

Star-Route Service—

For inland transportation by star routes (excepting service in Alaska), including temporary service to newly established offices, and not to exceed \$200,000 for Government-operated star-route service, [\$14,000,000] \$12,700,000 (U.S.C., title 39, secs. 433, 483, 389, 493; U.S.C., Supp. VI, title 39, sec. 434; act Mar. 3, 1933, 47 Stat., p. 1509).

Estimate 1935, \$12,700,000

Appropriated 1934, \$14,000,000

By objects	Obligations		
	Estimate, 1935	Estimate, 1934	Actual, 1933
07 Transportation of things (service).....	\$12,700,000	\$13,385,014	\$14,275,000
Estimated savings and unobligated bal- ances.....		614,986	225,000
Total estimate or appropriation.....	12,700,000	14,000,000	14,500,000

Star-Route Service, Alaska—

For inland transportation by star routes in Alaska, \$135,000 (U.S.C., title 39, sec. 483; act Mar. 3, 1933, 47 Stat., p. 1509).

Estimate 1935, \$135,000

Appropriated 1934, \$135,000

07 Transportation of things (service): Obligations—1935, \$135,000; 1934, \$135,000; 1933, \$130,701 (estimated savings and unobligated balances, \$19,299).

Power-Boat Service—

For inland transportation by steamboat or other power-boat routes, including ship, steamboat, and way letters, [\$1,350,000] \$1,229,600 (U.S.C., title 39, secs. 483, 494; act Mar. 3, 1933, 47 Stat., p. 1509).

Estimate 1935, \$1,229,600

Appropriated 1934, \$1,350,000

Power-Boat Service—Continued.

By objects	Obligations		
	Estimate, 1935	Estimate, 1934	Actual, 1933
07 Transportation of things (service).....	\$1, 229, 600	\$1, 229, 600	\$1, 284, 000
Estimated savings and unobligated balances.....		120, 400	126, 000
Total estimate or appropriation.....	1, 229, 600	1, 350, 000	1, 410, 000

Railroad Transportation and Mail Messenger Service—

For inland transportation by railroad routes and for mail messenger service, **[\$100,000,000] \$98,980,447**: *Provided*, That not to exceed \$1,500,000 of this appropriation may be expended for pay of freight and incidental charges for the transportation of mails conveyed under special arrangement in freight trains or otherwise: *Provided further*, That separate accounts be kept of the amount expended for mail messenger service: *Provided further*, That there may be expended from this appropriation for clerical and other assistance in the District of Columbia not exceeding the sum of **[\$75,750] \$55,530** to carry out the provisions of section 5 of the Act of July 28, 1916 (U.S.C., title 39, sec. 562) (the space basis Act), and not exceeding the sum of **[\$37,250] \$28,400** to carry out the provisions of section 214 of the Act of February 28, 1925 (U.S.C., title 39, sec. 826) (cost ascertainment) (U.S.C., title 5, sec. 298; title 39, secs. 524, 542, 579, 826; act Mar. 3, 1933, 47 Stat., pp. 1509-1510).

Estimate 1935, **\$98,980,447**Appropriated 1934, **\$100,000,000**

By objects	Obligations					
	Estimate, 1935		Estimate, 1934		Actual, 1933	
PERSONAL SERVICES, DEPARTMENTAL						
Special assistant to the Attorney General.....					1	\$9, 000
Chief accountant.....					1	5, 400
Assistant attorney.....	3	\$4, 800	2	\$4, 800	2	4, 800
Superintendent.....	1	4, 600	1	4, 600	2	4, 600
Assistant superintendent.....			1	4, 500	1	4, 500
Clerk.....	15	2, 041	16	2, 034	21	1, 978
Messenger.....	1	1, 380	1	1, 380	1	1, 380
Total permanent, departmental.....	20	51, 000	21	52, 620	29	79, 330
Deduct lapses.....				7, 560		3, 537
Net permanent, departmental.....		51, 000		45, 060		75, 793
Temporary employees, departmental.....		24, 530		24, 215		5, 542
All personal services, departmental.....		75, 530		69, 275		81, 335
PERSONAL SERVICES, FIELD						
Personal services, field.....		120, 000		120, 000		93, 285
Total, departmental and field.....		195, 530		189, 275		174, 620
Deduct legislative reductions.....		19, 553		28, 391		16, 489
01 Personal services (net).....		175, 977		160, 884		158, 131
OTHER OBLIGATIONS						
02 Supplies and materials, departmental.....		4, 000		3, 300		721
Travel expenses:						
Travel expenses, departmental.....		3, 700		3, 700		165
Travel expenses, field.....		1, 500		1, 500		1, 446
06 Total travel expenses.....		5, 200		5, 200		1, 611
07 Transportation of things (service).....		98, 794, 470		98, 814, 661		104, 529, 992
Rents:						
Rents, departmental.....		200		200		85
Rents, field.....		100		100		85
11 Total rents.....		300		300		85
12 Repairs and alterations, departmental.....		500		400		101
Total other obligations.....		98, 804, 470		98, 823, 861		104, 532, 510
Grand total obligations.....		98, 980, 447		98, 984, 745		104, 690, 641
Transferred to "Salaries, office of the Solicitor for the Post Office Department".....				+6, 875		+1, 458
Net total obligations.....		98, 980, 447		98, 991, 620		104, 692, 099
Estimated savings and unobligated balance.....				1, 008, 380		10, 307, 901
Total estimate or appropriation.....		98, 980, 447		100, 000, 000		115, 000, 000

Railway Mail Service, Salaries—

Railway Mail Service: For fifteen division superintendents, fifteen assistant division superintendents, two assistant superintendents at large, one assistant superintendent in charge of car construction, one hundred and twenty-one chief clerks, one hundred and twenty-one assistant chief clerks, clerks in charge of sections in the offices of division superintendents, railway postal clerks, substitute railway postal clerks, joint employees, and laborers in the Railway Mail Service, **[\$51,000,000] \$47,401,684** (U.S.C., title 39, secs. 602, 605, 606, 609, 610, 613, 614, 616, 629, 635, 637; U.S.C., Supp. VI, title 39, secs. 640, 828, 831; act Mar. 3, 1933, 47 Stat., p. 1510).

Estimate 1935, **\$47,401,684**Appropriated 1934, **\$51,000,000**

By objects	Obligations		
	Estimate, 1935	Estimate, 1934	Actual, 1933
Personal services.....	\$52, 668, 538	\$54, 448, 030	\$56, 459, 359
Deduct lapses and administrative fur-			
loughs.....		2, 951, 426	2, 272, 673
Deduct legislative reductions.....	5, 266, 854	7, 878, 942	5, 660, 086
01 Personal services (net).....	47, 401, 684	43, 617, 662	48, 526, 600
Estimated savings and unobligated balances.....		7, 382, 338	9, 903, 400
Total estimate or appropriation.....	47, 401, 684	51, 000, 000	58, 430, 000
Annual salary:			
\$4,500.....		15	15
\$3,600.....		17	17
\$3,300.....		121	122
\$2,800.....		172	177
\$2,700.....		13	17
\$2,600.....		5, 292	5, 555
\$2,450.....		12, 016	12, 847
\$2,300.....		751	774
\$2,150.....		413	420
\$2,000.....		177	180
\$1,900.....		124	119
\$1,600.....		773	791
\$1,500.....		74	75
\$300.....		7	11
\$240.....			1
\$180.....		1	
Total regular employees.....	19, 166	19, 966	21, 121
Substitute and auxiliary service, average number.....	2, 070	2, 045	1, 995
Overtime service, average number.....	200	175	166
Total.....	21, 436	22, 186	23, 282

Railway Postal Clerks, Travel Allowances—

For travel allowance to railway postal clerks and substitute railway postal clerks, **[\$2,466,667] \$2,350,000** (U.S.C., title 39, secs. 615, 633; act Mar. 3, 1933, 47 Stat., p. 1510).

Estimate 1935, **\$2,350,000**Appropriated 1934, **\$2,466,667**

By objects	Obligations		
	Estimate, 1935	Estimate, 1934	Actual, 1933
06 Travel expenses.....	\$2, 350, 000	\$2, 375, 000	\$2, 411, 400
Estimated saving and unobligated balances.....		91, 667	1, 488, 600
Total estimate or appropriation.....	2, 350, 000	2, 466, 667	3, 900, 000

Railway Mail Service, Traveling Expenses—

For actual and necessary expenses, general superintendent and assistant general superintendent, division superintendents, assistant division superintendents, assistant superintendents, chief clerks, and assistant chief clerks, Railway Mail Service, and railway postal clerks, while actually traveling on business of the Post Office Department and away from their several designated headquarters, **\$60,000** (U.S.C., title 39, secs. 601, 604; U.S.C., Supp. VI, title 39, secs. 821-833; act Mar. 3, 1933, 47 Stat., p. 1510).

Estimate 1935, **\$60,000**Appropriated 1934, **\$60,000**

06 Travel expenses: Obligations—1935, \$60,000; 1934, \$60,000; 1933, \$48,350 (estimated savings and unobligated balances, \$11,650).

Railway Mail Service, Miscellaneous Expenses—

For rent, light, heat, fuel, telegraph, miscellaneous and office expenses, telephone service, badges for railway postal clerks, for the purchase or rental of arms and miscellaneous items necessary for the protection of the mails, and rental of space for terminal railway post offices for the distribution of mails when the furnishing of space for such distribution can not, under the Postal Laws and Regulations, properly be required of railroad companies without additional compensation, and for equipment and miscellaneous items necessary to terminal railway post offices, **[\$975,000] \$775,000** (U.S.C., title 39, sec. 577; U.S.C., Supp. VI, title 39, sec. 577; act Mar. 3, 1933, 47 Stat., p. 1510).

Estimate 1935, **\$775,000**Appropriated 1934, **\$975,000**

By objects	Obligations		
	Estimate, 1935	Estimate, 1934	Actual, 1933
05 Communication service.....	\$47,636	\$46,700	\$45,227
11 Rent.....	638,898	815,000	947,393
13 Special and miscellaneous current expenses.....	58,466	60,070	65,939
30 Equipment.....	30,000	25,000	33,441
Total obligations.....	775,000	946,770	1,092,000
Estimated savings and unobligated balances.....		28,230	8,000
Total estimate or appropriation.....	775,000	975,000	1,100,000

Electric and Cable Car Service—

For electric and cable car service, **[\$450,000] \$375,000** (U.S.C., title 39, sec. 570; act Mar. 3, 1933, 47 Stat., p. 1510).

Estimate 1935, **\$375,000**Appropriated 1934, **\$450,000**

By objects	Obligations		
	Estimate, 1935	Estimate, 1934	Actual, 1933
07 Transportation of things (service).....	\$375,000	\$411,950	\$450,265
Estimated savings and unobligated balances.....		38,050	49,735
Total estimate or appropriation.....	375,000	450,000	500,000

Foreign Mail Transportation—

For transportation of foreign mails by steamship, aircraft, or otherwise, including the cost of advertising in connection with the award of contracts authorized by the Merchant Marine Act of 1928 (U.S.C., title 46, secs. 861-889; Supp. V, title 46, secs. 886-891x), **\$35,500,000**: *Provided*, That no part of the money herein appropriated shall be paid on contract numbered 56 to the Seatrain Company: *Provided further*, That not to exceed \$7,000,000 of this sum may be expended for carrying foreign mail by aircraft under contracts which will not create obligations for the fiscal year 1935 in excess of \$7,000,000: *Provided further*, That the Postmaster General is authorized to expend such sums as may be necessary, not to exceed \$250,000, to cover the cost to the United States for maintaining sea-post service on ocean steamships conveying the mails to and from the United States including the salary of the Assistant Director, Division of International Postal Service, with headquarters at New York City: *For transportation of foreign mails at pound rates or under ordinary contracts, \$1,502,888; for transportation of foreign mails under contracts authorized by the Merchant Marine Act of 1928, \$29,722,757, including \$1,722,757 for the cost of transportation and \$28,000,000 for subsidies to contractors, but no part of this appropriation shall be paid on contract numbered 56 to the Seatrain Company; special and miscellaneous expenses in connection with the transportation of foreign mails, including not to exceed \$235,410 to cover the cost to the United States of maintaining sea-post service on ocean steamships conveying the mails to and from the United States including the salary of the Assistant Director, Division of International Postal Service, with headquarters at New York City, and including the cost of advertising in connection with the award of contracts under the Merchant Marine Act of 1928, \$259,770; for transportation of foreign mails by aircraft under contracts (which will not create obligations in excess of \$7,000,000 for the fiscal year 1936) to be available only for this purpose, \$7,000,000, including \$1,250,000 for the cost of transportation and \$5,750,000 for subsidies to contractors;*

in all, \$38,485,410, and the money herein appropriated shall be disbursed and accounted for in accordance with existing law and shall constitute one fund (U.S.C., title 39, secs. 652, 654, 667, 668, 672, 866; title 46, secs. 861-889; U.S.C., Supp. VI, title 39, secs. 465a, 465e, 640, 654; title 46, secs. 866-891x; act Mar. 3, 1933, 47 Stat., p. 1510).

Estimate 1935, **\$38,485,410**Appropriated 1934, **\$35,500,000**

By objects	Obligations					
	Estimate, 1935		Estimate, 1934		Actual, 1933	
	Posi- tions	Av. salary	Posi- tions	Av. salary	Posi- tions	Av. salary
PERSONAL SERVICES, FIELD						
Postal agent at Habana.....	1	\$4,000	1	\$4,000	1	\$4,000
Assistant director at New York.....	1	3,600	1	3,600	1	3,600
Clerks, office of assistant director at New York.....	2	3,050	2	3,050	2	3,050
Clerks in charge, seapost service.....	37	2,600	37	2,600	37	2,600
Clerks, seapost service.....	15	2,400	15	2,400	15	2,400
Total permanent, field.....	56	145,900	56	145,900	56	145,900
Deduct lapses and administrative fur- loughs.....				5,408		
Deduct legislative reductions.....		14,590		21,885		14,590
01 Personal services (net).....		131,310		118,607		131,310
OTHER OBLIGATIONS						
03 Subsistence and support of persons (service).....		18,000		18,000		16,619
05 Communication service.....		2,500		2,500		1,388
06 Travel expenses.....		2,500		2,500		2,000
07 Transportation of things (service).....		38,326,740		38,149,323		34,864,321
09 Advertising and publication of notices (service).....		4,000		4,000		3,893
11 Rents.....		360		360		360
Total, other obligations.....		38,354,100		38,176,683		34,888,581
Grand total, obligations.....		38,485,410		38,295,290		35,019,891
Received by transfer from the United States Shipping Board.....				2,800,000		
Net total obligations.....		38,485,410		35,495,290		35,019,891
Estimated savings and unobligated bal- ances.....				4,710		3,675,709
Total estimate or appropriation.....		38,485,410		35,500,000		38,695,600

Balances Due Foreign Countries—

For balances due foreign countries, **\$1,000,000** (U.S.C., title 5, sec. 372; act Mar. 3, 1933, 47 Stat., p. 1510).

Estimate 1935, **\$1,000,000**Appropriated 1934, **\$1,000,000**

07 Transportation of things: Obligations—1935, \$1,000,000; 1934, \$1,000,000; 1933, \$1,400,000.

Travel Expenses, etc., Second Assistant Postmaster General—

For travel and miscellaneous expenses in the Postal Service, office of the Second Assistant Postmaster General, **\$1,200** (act Mar. 3, 1933, 47 Stat., p. 1510).

Estimate 1935, **\$1,200**Appropriated 1934, **\$1,200**

06 Travel expenses: Obligations—1935, \$1,200; 1934, \$1,200; 1933, \$338 (estimated savings and unobligated balances, \$862).

Contract Air Mail Service—

For the inland transportation of mail by aircraft, under contract as authorized by law, and for the incidental expenses thereof, including not to exceed \$27,500 for supervisory officials and clerks at air mail transfer points, and not to exceed \$34,000 for personal services in the District of Columbia and incidental and travel expenses, **\$15,000,000**: *For the inland transportation of mail by aircraft, under contract as authorized by law, including \$6,500,000 for the cost of transportation and \$8,441,900 for subsidies to contractors, and for the incidental expenses thereof, including not to exceed \$17,760 for supervisory officials and clerks at air mail transfer points, and not to exceed \$34,967 for personal services in the District of Columbia and incidental and travel expenses; in all, \$14,994,627, and the money herein appropriated shall be disbursed and accounted for in accordance with existing law and shall constitute one fund (U.S.C., title 39, secs. 463, 464; U.S.C., Supp. VI, title 39, secs. 463-465f; act Mar. 3, 1933, 47 Stat., p. 1510).*

Estimate 1935, **\$14,994,627**Appropriated 1934, **\$15,000,000**

Contract Air Mail Service—Continued.

By objects	Obligations					
	Estimate, 1935		Estimate, 1934		Actual, 1933	
	Posi- tions	Av. salary	Posi- tions	Av. salary	Posi- tions	Av. salary
PERSONAL SERVICES, DEPARTMENTAL						
Superintendent.....	1	\$4,800	1	\$4,800	1	\$4,800
Assistant superintendent.....	1	3,500	1	3,500	1	3,500
Clerk.....	16	1,814	15	1,814	15	1,814
Total permanent, departmental.....	18	37,334	17	35,520	17	35,520
Deduct lapses and administrative furloughs.....						188
Net permanent, departmental.....		37,334		35,520		35,332
PERSONAL SERVICES, FIELD						
Supervisory officials.....	5	3,250	5	3,257	5	3,340
Total permanent, field.....	5	16,400	5	16,284	5	16,700
Deduct lapses and administrative furloughs.....				339		
Net permanent, field.....		16,400		15,945		16,700
Total, departmental and field.....		53,734		51,465		52,032
Deduct legislative reductions.....		5,373		7,771		5,203
01 Personal services (net).....		48,361		43,694		46,829
OTHER OBLIGATIONS						
02 Supplies and materials.....		570		500		509
05 Communication service.....		355		300		161
06 Travel expenses.....		3,441		3,200		3,167
07 Transportation of things (services).....		14,941,900		13,952,306		19,404,315
Total other obligations.....		14,946,266		13,956,306		19,408,152
Grand total obligations.....		14,994,627		14,000,000		19,454,981
Estimated savings and unobligated balances.....				1,000,000		5,019
Total estimate or appropriation.....		14,994,627		15,000,000		19,460,000

Indemnities, International Mail—

For payment of limited indemnity for the injury or loss of international mail in accordance with convention, treaty, or agreement stipulations, \$15,000 (*U.S.C., title 5, sec. 372; act Mar. 3, 1933, 47 Stat., p. 1511*).

Estimate 1935, **\$15,000**Appropriated 1934, **\$15,000**

53 Refunds, awards, and indemnities: Obligations—1935, \$15,000; 1934, \$15,000; 1933, \$10,741 (estimated savings and unobligated balances, \$9,259).

Total, Office of the Second Assistant Postmaster General, annual appropriations:

Estimate 1935, **\$218,502,968**Appropriated 1934, **\$221,952,867****OFFICE OF THE THIRD ASSISTANT POSTMASTER GENERAL***Manufacture of Postage Stamps and Stamped Paper—*

For manufacture of adhesive postage stamps, special-delivery stamps, books of stamps, stamped envelopes, newspaper wrappers, postal cards, and for coiling of stamps, **\$4,900,000** **\$3,500,000** (*U.S.C., title 39, secs. 351, 354, 356; act Mar. 3, 1933, 47 Stat., p. 1511*).

Estimate 1935, **\$3,500,000**Appropriated 1934, **\$4,900,000**

By objects	Obligations		
	Estimate, 1935	Estimate, 1934	Actual, 1933
02 Supplies and materials.....	\$3,500,000	\$3,500,000	\$3,146,910
Estimated savings and unobligated balances.....		1,400,000	2,253,090
Total estimate or appropriation.....	3,500,000	4,900,000	5,400,000

Distribution of Stamped Envelopes and Newspaper Wrappers—

For pay of agent and assistants to examine and distribute stamped envelopes and newspaper wrappers, and expenses of agency, **\$21,775** **\$19,940** (*U.S.C., title 39, sec. 821; act Mar. 3, 1933, 47 Stat., p. 1511*).

Estimate 1935, **\$19,940**Appropriated 1934, **\$21,775***Distribution of Stamped Envelopes and Newspaper Wrappers—Con.*

By objects	Obligations					
	Estimate, 1935		Estimate, 1934		Actual, 1933	
	Posi- tions	Av. salary	Posi- tions	Av. salary	Posi- tions	Av. salary
PERSONAL SERVICES, FIELD						
Agent.....	1	\$3,400	1	\$3,400	1	\$3,400
Assistant agent.....	1	2,700	1	2,700	1	2,700
Clerk.....	1	2,300	1	2,300	1	2,300
Clerk.....	5	2,100	5	2,100	5	2,100
Messenger.....	2	1,600	3	1,600	3	1,600
Total permanent, field.....	10	22,100	11	23,700	11	23,700
Deduct lapses and administrative furloughs.....				1,795		
Deduct legislative reductions.....		2,210		3,555		2,400
Total deductions.....		2,210		5,350		2,400
01 Personal services (net).....		19,890		18,350		21,300
OTHER OBLIGATIONS						
13 Special and miscellaneous current expenses.....		50		50		50
Net total obligations.....		19,940		18,400		21,350
Estimated savings and unobligated balances.....				3,375		2,400
Total estimate or appropriation.....		19,940		21,775		23,750

Indemnities, Domestic Mail—

For payment of limited indemnity for the injury or loss of pieces of domestic registered matter, insured and collect-on-delivery mail, and for failure to remit collect-on-delivery charges, **\$700,000** **\$625,000** (*U.S.C., title 39, secs. 244, 381-383; U.S.C., Supp. VI, title 39, secs. 381a-384; act Mar. 3, 1933, 47 Stat., p. 1511*).

Estimate 1935, **\$625,000**Appropriated 1934, **\$700,000**

By objects	Obligations		
	Estimate, 1935	Estimate, 1934	Actual, 1933
53 Refunds, awards, and indemnities.....	\$625,000	\$625,000	\$600,000
Estimated savings and unobligated balances.....		75,000	400,000
Total estimate or appropriation.....	625,000	700,000	1,000,000

Travel Expenses, etc., Third Assistant Postmaster General—

For travel and miscellaneous expenses in the Postal Service, office of the Third Assistant Postmaster General, \$1,000 (*act Mar. 3, 1933, 47 Stat., p. 1511*).

Estimate 1935, **\$1,000**Appropriated 1934, **\$1,000**

By objects	Obligations		
	Estimate, 1935	Estimate, 1934	Actual, 1933
06 Travel expenses.....	\$1,000	\$950	\$673
Estimated savings and unobligated balance.....		50	327
Total estimate or appropriation.....	1,000	1,000	1,000

Total, Office of the Third Assistant Postmaster General, annual appropriations:

Estimate 1935, **\$4,145,940**Appropriated 1934, **\$5,622,775**

Indefinite appropriation:

Unpaid Money Orders More Than One-Year Old—

Indefinite appropriation to permit the Postmaster General to make payment of domestic money orders after one year from the last day of the month of issue of such orders out of any money in the Treasury to the credit of the Post Office Department to the extent of the moneys paid in on this account, the payments so made to be charged to an appropriation account denominated "Unpaid money orders more than one year old" (*U.S.C., title 39, sec. 718*).

Estimate 1935, **\$130,000**Appropriated 1934, **\$130,000**

53 Refunds, awards, and indemnities: Obligations—1935, \$130,000; 1934, \$130,000; 1933, \$201,101.

Total, Office of the Third Assistant Postmaster General:

Estimate 1935, **\$4,275,940**Appropriated 1934, **\$5,752,775**

OFFICE OF THE FOURTH ASSISTANT POSTMASTER GENERAL

Stationery—

For stationery for the Postal Service, including the money-order and registry systems; and also for the purchase of supplies for the Postal Savings System, including rubber stamps, canceling devices, certificates, envelopes and stamps for use in evidencing deposits, and free penalty envelopes; and for the reimbursement of the Secretary of the Treasury for expenses incident to the preparation, issue, and registration of the bonds authorized by the Act of June 25, 1910 (U.S.C., title 39, sec. 760), **[\$575,000]** \$500,000, (U.S.C., title 39, sec. 760; act Mar. 3, 1933, 47 Stat., p. 1511).

Estimate 1935, **\$500,000**

Appropriated 1934, **\$575,000**

By objects	Obligations		
	Estimate, 1935	Estimate, 1934	Actual, 1933
02 Supplies and materials.....	\$500,000	\$500,000	\$522,388
Estimated savings and unobligated balances.....		75,000	127,612
Total estimate or appropriation.....	500,000	575,000	650,000

Post Office Equipment and Supplies—

For miscellaneous equipment and supplies, including the purchase and repair of furniture, package boxes, posts, trucks, baskets, satchels, straps, letter-box paint, baling machines, perforating machines, duplicating machines, printing presses, directories, cleaning supplies, and the manufacture, repair, and exchange of equipment, the erection and painting of letter-box equipment, and for the purchase and repair of presses and dies for use in the manufacture of letter boxes; for postmarking, rating, money-order stamps, and electrotype plates and repairs to same; metal, rubber, and combination type, dates and figures, type holders, ink pads for canceling and stamping purposes, and for the purchase, exchange, and repair of typewriting machines, envelope-opening machines, and computing machines, copying presses, numbering machines, time recorders, letter balances, scales (exclusive of dormant or built-in platform scales in Federal buildings), test weights, and miscellaneous articles purchased and furnished directly to the Postal Service, including complete equipment and furniture for post offices in leased quarters; for miscellaneous expenses in the preparation and publication of post-route maps and rural delivery maps or blue prints, including tracing for photolithographic reproduction; for other expenditures necessary and incidental to post offices of the first, second, and third classes, and offices of the fourth class having or to have rural delivery service, and for letter boxes, **[\$1,200,000]** \$700,000; and the Postmaster General may authorize the sale to the public of post-route maps and rural delivery maps or blue prints at the cost of printing and 10 per centum thereof added; of this amount \$1,500 may be expended in the purchase of atlases and geographical and technical works; *Provided*, That no part of this appropriation shall be expended for the purchase of furniture and complete equipment for third-class post offices except miscellaneous equipment of the general character furnished such offices during the fiscal year 1931 (act Mar. 3, 1933, 47 Stat., p. 1511).

Estimate 1935, **\$700,000**

Appropriated 1934, **\$1,200,000**

By objects	Obligations		
	Estimate, 1935	Estimate, 1934	Actual, 1933
02 Supplies and materials.....	\$57,500	\$57,500	\$53,625
06 Travel expenses.....	2,000	2,000	1,743
09 Advertising and publication of notices.....	500	500	378
12 Repairs and alterations.....	88,000	80,000	76,772
30 Equipment.....	542,000	540,000	551,399
Total obligations.....	690,000	680,000	683,917
Transferred to Bureau of Standards.....	+10,000	+10,000	+9,500
Net total obligations.....	700,000	690,000	693,417
Estimated savings and unobligated balances.....		510,000	1,006,583
Total estimate or appropriation.....	700,000	1,200,000	1,700,000

Twine and Tying Devices—

For wrapping twine and tying devices, **[\$310,000]** \$300,000 (act Mar. 3, 1933, 47 Stat., p. 1511).

Estimate 1935, **\$300,000**

Appropriated 1934, **\$310,000**

Twine and Tying Devices—Continued.

By objects	Obligations		
	Estimate, 1935	Estimate, 1934	Actual, 1933
02 Supplies and materials.....	\$300,000	\$250,000	\$269,228
Estimated savings and unobligated balances.....		60,000	60,772
Total estimate or appropriation.....	300,000	310,000	330,000

Shipment of Supplies—

For expenses incident to the shipment of supplies, including hardware, boxing, packing, and not exceeding \$40,000 for the pay of employees in connection therewith in the District of Columbia, **[\$50,000]** \$51,506 (U.S.C., title 39, sec. 801; act Mar. 3, 1933, 47 Stat., p. 1512).

Estimate 1935, **\$51,506**

Appropriated 1934, **\$50,000**

By objects	Obligations					
	Estimate, 1935		Estimate, 1934		Actual, 1933	
PERSONAL SERVICES, FIELD	Posi- tions	Av. salary	Posi- tions	Av. salary	Posi- tions	Av. salary
Storekeeper	1	\$3,000	1	\$3,000	1	\$3,000
Foreman	1	2,100	1	2,100		
Requisition filler	8	1,800	8	1,800	8	1,800
Requisition filler	6	1,400	3	1,400	3	1,400
Packer	4	1,800	4	1,800	5	1,800
Packer	2	1,500	2	1,500	2	1,500
Packer	1	1,400	1	1,400	1	1,400
Chauffeur	3	1,460	3	1,460	3	1,460
Laborer	1	1,300	1	1,300	1	1,300
Laborer	2	1,080	3	1,080	4	1,080
Total permanent, field.	29	47,340	27	44,220	28	45,000
Deduct lapses and administrative furloughs.				1,216		1,808
		47,340		43,004		43,192
Deduct legislative reductions.		4,734		6,450		4,399
01 Personal services (net)		42,606		36,554		38,793
OTHER OBLIGATIONS						
02 Supplies and materials.		8,900		8,446		9,065
Net total obligations.		51,506		45,000		47,858
Estimated savings and unobligated bal- ances				5,000		17,142
Total estimate or appropriation		51,506		50,000		65,000

Labor Saving Devices—

For rental, purchase, exchange, and repair of canceling machines and motors, mechanical mail-handling apparatus, and other labor-saving devices, including cost of power in rented buildings and miscellaneous expenses of installation and operation of same, including salaries of **[seven]** ten traveling mechanics **[and thirty-nine]** scale mechanics, and for traveling expenses, **[\$500,000]** \$397,250 (U.S.C., title 39, sec. 802; act Mar. 3, 1933, 47 Stat., p. 1512).

Estimate 1935, **\$397,250**

Appropriated 1934, **\$500,000**

By objects	Obligations					
	Estimate, 1935		Estimate, 1934		Actual, 1933	
PERSONAL SERVICES, FIELD	Posi- tions	Av. salary	Posi- tions	Av. salary	Posi- tions	Av. salary
Traveling mechanic.....			1	\$3,500	1	\$3,500
Do.....	2	\$3,200	3	3,200	3	3,200
Do.....	1	3,000	1	3,000	1	3,000
Do.....	1	2,900				
Do.....	2	2,800	2	2,800	2	2,800
Do.....	4	2,400				
Scale mechanic.....			1	2,900	1	2,900
Do.....			2	2,400		
Do.....					2	2,300
Do.....			2	2,100	33	2,100
Total permanent, field.....	10	27,500	12	33,600	43	98,500
Deduct lapses and administrative furloughs.....				5,608		14,918
Net permanent, field.....		27,500		27,992		83,582
Deduct legislative reductions.....		2,750		4,199		8,160
01 Personal services (net).....		24,750		23,793		75,422

Labor Saving Devices—Continued.

By objects	Obligations		
	Estimate, 1935	Estimate, 1934	Actual, 1933
OTHER OBLIGATIONS			
06 Travel expenses.....	\$16,000	\$15,000	\$16,793
10 Furnishing of heat, light, power, water, and electricity (service).....	40,500	37,000	33,673
11 Rents.....	90,000	88,000	97,739
12 Repairs and alterations.....	25,000	25,000	14,933
30 Equipment.....	201,000	211,207	193,414
Total other obligations.....	372,500	376,207	386,552
Grand total obligations.....	397,250	400,000	461,974
Estimated savings and unobligated balances.....		100,000	88,026
Total estimate or appropriation.....	397,250	500,000	550,000

Mail Bags and Equipment—

For the purchase, manufacture, and repair of mail bags and other mail containers and attachments, mail locks, keys, chains, tools, machinery, and material necessary for same, and for incidental expenses pertaining thereto; also material, machinery, and tools necessary for the manufacture and repair in the equipment shops at Washington, District of Columbia, for such other equipment for the Postal Service as may be deemed expedient; for the expenses of maintenance and repair of the mail bag equipment shops building and equipment, including fuel, light, power, and miscellaneous supplies and services; for compensation to labor employed in the equipment shops and in the operation, care, maintenance, and protection of the equipment shops building at Washington, District of Columbia, [\$900,000] \$804,500 of which not to exceed [\$550,000] \$499,500 may be expended for personal services in the District of Columbia: *Provided*, That out of this appropriation the Postmaster General is authorized to use as much of the sum, not exceeding \$15,000, as may be deemed necessary for the purchase of material and the manufacture in the equipment shops of such small quantities of distinctive equipments as may be required by other executive departments; and for service in Alaska, Puerto Rico, Philippine Islands, Hawaii, or other island possessions. (U.S.C., Supp. VI, title 5, sec. 673; act Mar. 3, 1933, 47 Stat., p. 1512).

Estimated 1935, \$804,500

Appropriated 1934, \$900,000

By objects	Obligations					
	Estimate, 1935		Estimate, 1934		Actual, 1933	
PERSONAL SERVICES	Posi- tions	Av. salary	Posi- tions	Av. salary	Posi- tions	Av. salary
Clerical, administrative, and fiscal service:						
Grade 12. Administrative officer	1	\$4,800	1	\$4,800	1	\$4,800
Grade 11. Administrative officer			1	3,800	1	3,800
Grade 10. Junior administrative officer			1	3,500	1	3,500
Grade 9. Senior administrative assistant	1	3,500	1	3,500	1	3,500
Grade 8. Administrative assistant			1	2,900	1	2,900
Grade 7. Junior administrative assistant	1	3,000	1	3,000	1	3,000
Assistant accountant and auditor	1	2,900	1	2,900	1	2,900
Foreman			2	2,600	2	2,600
Grade 6. Principal clerk			1	2,500	1	2,500
Grade 5. Senior clerk	1	2,300	2	2,150	2	2,150
Grade 4. Clerk	2	1,860	2	1,920	2	1,920
Grade 3. Assistant clerk	1	1,620	3	1,680	6	1,650
Assistant clerk-stenographer	1	1,800	1	1,800	1	1,800
Grade 2. Junior clerk	2	1,440	3	1,440	4	1,440
Grade 1. Underclerk			1	1,260	1	1,260
Subprofessional service:						
Grade 8. Chief engineering draftsman	1	3,000	1	3,000	1	3,000
Grade 5. Head nurse	1	1,980	1	1,980	1	1,980
Custodial service:						
Grade 7. Senior mechanic	1	1,860				
Grade 6. Mechanic	1	1,680				
Grade 4. Undermechanic	6	1,390	3	1,480	3	1,480
Grade 3. Senior laborer	21	1,420	22	1,421	22	1,421
Messenger	1	1,440	1	1,440	1	1,440
Watchman	4	1,230				
Grade 2. Subordinate mechanic	32	1,251	37	1,242	40	1,248
Junior laborer	56	1,229	60	1,218	62	1,218
Clerical-mechanical service:						
Grade 4. Foreman	4	2,254	5	2,269	5	2,279
Grade 3. Principal operative	36	1,960	41	1,961	44	1,963
Assistant foreman	1	1,978	1	1,978	2	1,953
Grade 2. Senior operative	17	1,681	19	1,684	20	1,695
Grade 1. Junior operative	142	1,442	159	1,444	167	1,445
Skilled trades (not classified):						
Foreman	1	3,568	1	3,568	1	3,568
Assistant foreman	1	3,255	1	3,255		
Toolmaker	5	2,754	5	2,754	9	2,810
Machinist	9	2,587	11	2,584	12	2,577
Electrician	2	2,754	2	2,754	2	2,754
Carpenter	2	2,504	2	2,504	2	2,504
Lockmaker (expert)	1	2,629	1	2,629	1	2,754
Total permanent	356	560,332	395	631,294	421	676,458

Mail Bags and Equipment—Continued.

By objects	Obligations		
	Estimate, 1935	Estimate, 1934	Actual, 1933
PERSONAL SERVICES—continued			
Deduct lapses and administrative furloughs.....	\$5,332	\$81,294	\$68,750
Net permanent.....	555,000	550,000	607,699
Deduct legislative reductions.....	55,500	75,000	65,167
01 Personal services (net).....	499,500	475,000	542,532
OTHER OBLIGATIONS			
02 Supplies and materials.....	295,500	255,000	245,073
30 Equipment.....	5,000	5,000	3,508
10 Electric power, light, etc.....	4,500		
Total other obligations.....	305,000	260,000	248,581
Net total obligations.....	804,500	735,000	791,113
Estimated savings and unobligated balances.....		165,000	658,887
Total estimate or appropriation.....	804,500	900,000	1,450,000

National Industrial Recovery, Post Office Department—

By objects	Obligations		
	Estimate, 1935	Estimate, 1934	Actual, 1933
Mail bags and equipment			
12 Repairs and alterations.....		\$7,600	
Received by transfer from Federal Emergency Administration of Public Works.....		-7,600	
Total estimate or appropriation.....			

Rent, Light, and Fuel—

For rent, light, fuel, and water, for first, second, and third class post offices, and the cost of advertising for lease proposals for such offices, [\$16,000,000] \$15,000,000 (U.S.C., title 39, secs. 11, 12; U.S.C., Supp. VI, title 39, sec. 14; act Mar. 3, 1933, 47 Stat., p. 1512).

Estimate 1935, \$15,000,000

Appropriated 1934, \$16,000,000

By objects	Obligations		
	Estimate, 1935	Estimate, 1934	Actual, 1933
10 Furnishing of heat, light, power, water, and electricity (service).....	\$3,000,000	\$3,151,691	\$3,348,643
11 Rents.....	12,000,000	12,606,765	13,394,572
Total obligations.....	15,000,000	15,758,456	16,743,215
Estimated savings and unobligated balances.....		241,544	756,785
Total estimate or appropriation.....	15,000,000	16,000,000	17,500,000

Pneumatic Tube Service—

For the transmission of mail by pneumatic tubes or other similar devices in the city of New York, including the Borough of Brooklyn of the city of New York, at an annual rate not in excess of \$19,500 per mile of double line of tubes, including power, labor, and all other operating expenses, \$524,000 (U.S.C., title 39, sec. 423; act Mar. 3, 1933, 47 Stat., p. 1512).

Estimate 1935, \$524,000

Appropriated 1934, \$524,000

By objects	Obligations		
	Estimate, 1935	Estimate, 1934	Actual, 1933
07 Transportation of things (service).....	\$524,000	\$521,796	\$515,932
Estimated savings and unobligated balances.....		2,204	68
Total estimate or appropriation.....	524,000	524,000	516,000

Pneumatic Tube Service, Boston—

For the rental of not exceeding two miles of pneumatic tubes, not including labor and power in operating the same, for the transmission of mail in the city of Boston, Massachusetts, \$24,000: *Provided*, That the provisions not inconsistent herewith of the Acts of April 21, 1902 (U.S.C., title 39, sec. 423), and May 27, 1908 (U.S.C., title 39, sec. 423), relating to the transmission of mail by pneumatic tubes or other similar devices shall be applicable hereto (U.S.C., title 39, sec. 423; act Mar. 3, 1933, 47 Stat., p. 1512).

Estimate 1935, **\$24,000**Appropriated 1934, **\$24,000**

07 Transportation of things (service): Obligations—1935, \$24,000; 1934, \$24,000; 1933, \$24,000.

Vehicle Service—

For vehicle service; the hire of vehicles; the rental of garage facilities; the purchase, exchange, and maintenance of motor vehicles; the hire of supervisors, clerical assistance, mechanics, drivers, garagemen, and such other employees as may be necessary in providing vehicles and vehicle service for use in the collection, transportation, and delivery of the mail, **[\$14,918,734]** *\$13,460,358*: *Provided*, That the Postmaster General may, in his disbursement of this appropriation, apply a part thereof to the leasing of quarters for the housing of Government-owned motor vehicles at a reasonable annual rental for a term not exceeding ten years: *Provided further*, That the Postmaster General, during the fiscal year **[1934]** 1935, may purchase and maintain from the appropriation "Vehicle service" such tractors and trailer trucks as may be required in the operation of the vehicle service: *Provided further*, That no part of this appropriation shall be expended for maintenance or repair of motor-propelled passenger-carrying vehicles for use in connection with the administrative work of the Post Office Department in the District of Columbia (U.S.C., title 39, secs. 116, 483, 493, 802; U.S.C., Supp. VI, title 39, secs. 52, 116, 828, 831; act Mar. 3, 1933, 47 Stat., p. 1512).

Estimate 1935, **\$13,460,358**Appropriated 1934, **\$14,918,734**

By objects	Obligations					
	Estimate, 1935		Estimate, 1934		Actual, 1933	
	Posi- tions	Av. salary	Posi- tions	Av. salary	Posi- tions	Av. salary
PERSONAL SERVICES						
Superintendent.....	66	\$3,003	66	\$3,003	66	\$3,003
Assistant superintendent.....	3	2,800	3	2,800	4	2,800
Chief of records.....	44	2,530	44	2,530	44	2,530
Chief of supplies.....	25	2,368	25	2,368	25	2,368
Chief dispatcher.....	13	2,469	13	2,469	13	2,469
Route supervisor.....	15	2,593	15	2,593	15	2,593
Dispatcher.....	109	2,216	109	2,216	109	2,216
Chief mechanic.....	35	2,649	35	2,649	35	2,649
Mechanic in charge.....	61	2,375	61	2,375	61	2,375
Special mechanic.....	430	2,288	452	2,289	475	2,287
General mechanic.....	425	2,094	432	2,094	432	2,094
Special clerk.....	58	2,291	59	2,290	61	2,290
Clerk.....	82	2,086	83	2,081	85	2,081
Mechanic's helper.....	88	1,739	90	1,740	100	1,746
Driver-mechanic.....	1,813	1,988	1,783	1,988	1,783	1,988
Garageman-driver.....	427	1,647	429	1,647	429	1,647
Employment of temporary personnel.....	409	1,591	409	1,591	440	1,591
Total number of positions.....	4,103		4,108		4,177	
Additional 10 percent for nightwork.....		180,000		180,000		122,300
Total personal services.....		8,396,421		8,412,521		8,546,501
Deduct lapses and administrative furloughs.....				106,232		61,444
Deduct legislative reductions.....		839,642		1,261,878		891,070
01 Personal services (net).....		7,556,779		7,044,411		7,593,987
OTHER OBLIGATIONS						
02 Supplies and materials.....		952,788		995,120		858,837
05 Communication service.....		17,572		17,500		17,376
06 Travel expenses.....		4,785		5,000		6,613
07 Transportation of things (service).....		2,790,000		2,975,565		3,200,280
10 Furnishing of heat, light, power, water, and electricity (service).....		115,500		115,000		113,795
11 Rents.....		1,402,500		1,414,669		1,433,383
12 Repairs and alterations.....		569,857		471,605		391,605
13 Special and miscellaneous current expenses.....		15,098		15,000		14,845
30 Equipment.....		25,479		28,500		34,419
Total other obligations.....		5,893,579		6,037,959		6,071,153
Grand total obligations.....		13,450,358		13,082,370		13,665,140
Transferred to Bureau of Standards.....		+10,000		+10,000		+8,500
Net total obligations.....		13,460,358		13,092,370		13,673,640
Estimated savings and unobligated balances.....				1,826,364		2,826,360
Total estimate or appropriation.....		13,460,358		14,918,734		16,500,000

Travel Expenses, etc., Fourth Assistant Postmaster General—

For travel and miscellaneous expenses in the Postal Service, office of the Fourth Assistant Postmaster General, **[\$4,000]** *\$2,000* (act Mar. 3, 1933, 47 Stat., p. 1513).

Estimate 1935, **\$2,000**Appropriated 1934, **\$4,000**

By objects	Obligations		
	Estimate, 1935	Estimate, 1934	Actual, 1933
06 Travel expenses.....	\$2,000	\$2,000	\$2,093
Estimated savings and unobligated balances.....		2,000	2,407
Total estimate or appropriation.....	2,000	4,000	4,500

Freight, Express, or Motor Transportation of Equipment, etc.—

For the transportation and delivery of equipment, materials, and supplies for the Post Office Department and Postal Service by freight, express, or motor transportation, and other incidental expenses, **[\$350,000]** *\$344,100* (U.S.C., title 39, sec. 573; act Mar. 3, 1933, 47 Stat., p. 1508).

Estimate 1935, **\$344,100**Appropriated 1934, **\$350,000**

By objects	Obligations		
	Estimate, 1935	Estimate, 1934	Actual, 1933
07 Transportation of things (service).....	\$344,100	\$344,100	\$348,218
Transferred to "Contingent expenses".....		+900	
Net total obligations.....	344,100	345,000	348,218
Estimated savings and unobligated balances.....		5,000	76,782
Total estimate or appropriation.....	344,100	350,000	425,000

Total, Office of the Fourth Assistant Postmaster General, exclusive of public buildings, annual appropriations:

Estimate 1935, **\$32,107,714**Appropriated 1934, **\$35,355,734**

PUBLIC BUILDINGS, MAINTENANCE AND OPERATION

Salaries and Expenses—

For personal services in the District of Columbia and for traveling expenses necessary in connection with the operation and maintenance of public buildings under the administration of the Post Office Department, **\$69,846** (Executive Order No. 6166 of June 10, 1933).

Estimate 1935, **\$69,846**

NOTE.—Transferred from Treasury Department under Executive Order No. 6166 of June 10, 1933.

By objects	Obligations			
	Estimate, 1935		Estimate, 1934	
	Posi- tions	Av. salary	Posi- tions	Av. salary
PERSONAL SERVICES, DEPARTMENTAL				
Professional service:				
Grade 3. Associate engineer.....	1	\$3,200	1	\$3,200
Clerical, administrative, and fiscal service:				
Grade 12. Senior administrative officer (assistant director).....	1	5,200	1	5,000
Grade 9. Senior administrative assistant.....	1	3,300	1	3,300
Grade 8. Administrative assistant.....	2	2,950	2	2,950
Grade 7. Junior administrative assistant.....	1	2,600	1	2,600
Grade 6. Principal clerk.....	1	2,300	1	2,300
Grade 5. Senior clerk.....	5	2,060	3	2,100
Grade 4. Clerk.....	5	1,836	4	1,845
Clerk-stenographer.....	2	1,890	2	1,890
Grade 3. Assistant clerk.....	4	1,680	4	1,680
Assistant clerk-stenographer.....	11	1,702	10	1,710
Custodial service:				
Grade 2. Assistant messenger.....	2	1,080	1	1,080
Total permanent departmental.....	36	73,162	31	64,660
Deduct payments by Treasury Department for the period from July 1 to September 30, 1933.....				16,165
Net permanent departmental.....		73,162		48,495
Deduct legislative reductions.....		7,316		7,274
01 Personal services (net).....		65,846		41,221
OTHER OBLIGATIONS				
06 Travel expenses.....		4,000		2,000
Grand total obligations.....		69,846		43,221
Received by transfer from Treasury Department.....				43,221
Total estimate or appropriation.....		69,846		

Operating Force—

For personal services in connection with the operation and maintenance of public buildings, including the Washington post-office and the customhouse building in the District of Columbia, under the administration of the Post Office Department, together with the grounds thereof and the equipment and furnishings therein, including telephone operators for the operation of telephone switchboards or equivalent telephone switchboard equipment in such buildings jointly serving in each case two or more governmental activities, \$10,935,000: Provided, That in no case shall the rates of compensation for the mechanical labor force be in excess of the rates current at the time and in the place where such services are employed (Executive Order No. 6166 of June 10, 1933).

Estimate 1935, **\$10,935,000**

NOTE.—Transferred from Treasury Department under Executive Order No. 6166 of June 10, 1933.

By objects	Obligations					
	Estimate, 1935		Estimate, 1934		Actual, 1933	
	Posi- tions	Av. salary	Posi- tions	Av. salary	Posi- tions	Av. salary
PERSONAL SERVICES, FIELD						
Professional service:						
Grade 3. Inspector of furniture.....	1	\$3,500	1	\$3,500		
Clerical, administrative, and fiscal service:						
Grade 10. Inspector of building maintenance.....	1	3,800	1	3,800		
Grade 4. Clerk.....	23	1,935	18	1,950		
Grade 3. Chief telephone operator.....	4	1,620	4	1,620		
Assistant clerk.....	19	1,646	18	1,647		
Grade 2. Junior clerk.....	12	1,445	12	1,445		
Grade 1. Telephone operator.....	75	1,307	75	1,307		
Underclerk.....	1	1,260	1	1,260		
Custodial service:						
Grade 10. Assistant custodian.....	29	2,734	25	2,740		
Chief engineman.....	22	2,745	18	2,755		
Assistant custodian-engineman.....	5	2,840	5	2,840		
Grade 9. Assistant custodian.....	4	2,450	4	2,450		
Assistant custodian-engineman.....	30	2,506	29	2,507		
Chief engineman.....	8	2,525	7	2,529		
Engineman.....	3	2,600	3	2,600		
Elevator mechanic.....	16	2,400	10	2,400		
Assistant engineman.....	29	2,352	29	2,352		
Grade 8. Assistant custodian.....	12	2,191	11	2,191		
Assistant custodian-engineman.....	91	2,105	81	2,105		
Assistant engineman.....	106	2,122	77	2,122		
Elevator mechanic.....	4	2,100	3	2,100		
Engineman.....	2	2,100	2	2,100		
Ventilating mechanic.....	4	2,100	4	2,100		
Grade 7. Carpenter.....	21	1,901	16	1,914		
Cabinetmaker.....	1	2,040	1	2,040		
Electrician.....	32	1,861	24	1,939		
Electrician-janitor.....	2	1,890	2	1,890		
Engineman.....	9	1,876	9	1,876		
Engineman-electrician.....	1	1,800	1	1,800		
Engineman-janitor.....	42	1,862	39	1,862		
Machinist.....	3	1,840	3	1,840		
Painter.....	6	1,860	6	1,860		
Plumber.....	9	2,000	9	2,000		
Fireman.....	4	1,860	4	1,860		
Elevator mechanic-helper.....	13	1,680	13	1,680		
Engineman-janitor.....	101	1,740	89	1,740		
Engineman-helper.....	21	1,741	21	1,741		
Senior janitor.....	41	1,796	37	1,802		
Grade 5. Lieutenant of watch.....	2	1,440	2	1,440		
Engineman-helper.....	102	1,562	77	1,562		
Fireman.....	41	1,592	37	1,596		
General mechanic.....	8	1,590	8	1,590		
Janitor.....	65	1,611	65	1,611		
Janitor-fireman.....	1	1,620	1	1,620		
Wireman.....	4	1,665	4	1,665		
Grade 4. Assistant janitor.....	6	1,667	6	1,667		
Carpenter's helper.....	1	1,500	1	1,500		
Fireman.....	118	1,385	96	1,386		
Fireman-watchman.....	99	1,326	92	1,326		
Foreman of laborers.....	73	1,424	61	1,422		
Fireman.....	3	1,400	3	1,400		
Gardener.....	1	1,380	1	1,380		
Mechanic.....	3	1,440	3	1,440		
Head elevator conductor.....	9	1,380	7	1,380		
Lampist.....	29	1,392	19	1,399		
Marble polisher.....	9	1,413	9	1,413		
Mechanic's helper.....	13	1,463	10	1,463		
Oiler.....	15	1,488	15	1,488		
Painter's helper.....	1	1,380	1	1,380		
Plumber's helper.....	1	1,380	1	1,380		
Grade 3. Assistant foreman.....	3	1,320	3	1,320		
Fireman-helper.....	6	1,350	6	1,350		
Fireman-watchman.....	146	1,260	115	1,260		
Fireman-laborer.....	1,877	1,277	1,613	1,276		
Watchman.....	348	1,324	254	1,325		
Watchman-laborer.....	76	1,316	76	1,316		
Watchman-fireman.....	6	1,320	6	1,320		
Watchman-elevator conductor.....	1	1,380	1	1,380		
Janitor-laborer.....	6	1,230	6	1,230		
Grade 2. Cleaner.....	10	1,050	10	1,050		
Coal passer.....	7	1,071	7	1,071		
Elevator conductor.....	466	1,315	384	1,315		
Elevator conductor-watchman.....	8	1,335	8	1,335		
Elevator conductor-laborer.....	159	1,297	125	1,294		
Laborer.....	4,019	1,184	3,184	1,181		

Operating Force—Continued.

By objects	Obligations					
	Estimate, 1935		Estimate, 1934		Actual, 1933	
	Posi- tions	Av. salary	Posi- tions	Av. salary	Posi- tions	Av. salary
PERSONAL SERVICES, FIELD—continued						
Custodial service—Continued.						
Grade 1. Head charwoman.....	8	\$841	8	\$841		
Charwoman or charman.....	1,724	765	1,597	765		
Miscellaneous:						
Clerk (part time).....	4	420	4	420		
Relief telephone operator.....	16	456	16	456		
Fireman-laborer (part time).....	4	720	4	720		
Charwoman (part time).....	35	468	35	468		
Charwoman (part time, 4 hours per day).....	6	612	6	612		
Charwoman (part time, 40 days per year).....	1	100	1	100		
Total permanent.....	10,347		8,694			
Total salaries.....		12,611,537		10,535,119		
Deduct payments by Treasury Department for period from July 1 to Sept. 30, 1933.....				2,633,780		
Total permanent, field.....		12,611,537		7,901,339		
Deduct lapses and administrative furloughs.....		461,537		603,911		
Net permanent, field.....		12,150,000		7,297,428		
Deduct legislative reductions.....		1,215,000		1,094,614		
01 Personal services (net).....		10,935,000		6,202,814		
Received by transfer from Treasury Department.....				-6,202,814		
Total estimate or appropriation.....		10,935,000				

Operating Supplies—

For fuel, steam, gas and electric current for lighting, heating and power purposes, water, ice, lighting supplies, removal of ashes and rubbish, snow and ice, cutting grass and weeds, washing towels, telephone service for custodial forces, and for miscellaneous services and supplies, tools and appliances, for the operation and maintenance of completed and occupied public buildings and grounds, including mechanical and electrical equipment, but not the repair thereof, under the administration of the Post Office Department, including the Washington post-office and the customhouse building in the District of Columbia, and for the transportation of articles and supplies authorized herein, \$4,150,000: Provided, That the foregoing appropriation shall not be available for personal services except for work done by contract, or for temporary job labor under exigency not exceeding at one time the sum of \$100 at any one building: Provided further, That the Postmaster General is authorized to contract for telephone service in public buildings under his administration by means of telephone switchboards or equivalent telephone-switching equipment jointly serving in each case two or more governmental activities, where he determines that joint service is economical and in the interest of the Government, and to secure reimbursement for the cost of such joint service from available appropriations for telephone expenses of the bureaus and offices receiving the same (Executive Order No. 6166 of June 10, 1933).

Estimate 1935, **\$4,150,000**

NOTE.—Transferred from Treasury Department under Executive Order No. 6166 of June 10, 1933.

By objects	Obligations		
	Estimate, 1935	Estimate, 1934	Actual, 1933
02 Supplies and materials.....	\$1,511,303	\$739,116	
05 Communication service (telephone).....	355,157	286,596	
07 Transportation of things (including drayage).....	380,450	176,792	
10 Furnishing of heat, light and water.....	1,893,377	1,050,304	
13 Special and miscellaneous current expenses.....	148,352	70,248	
30 Equipment.....	208,301	92,201	
Total obligations.....	4,496,940	2,415,257	
Received by transfer from other departments.....	-346,940	-280,000	
Net total obligations.....	4,150,000	2,135,257	
Received by transfer from Treasury Department.....		-2,135,257	
Total estimate or appropriation.....	4,150,000		

Furniture, Carpets, and Safes—

For the procurement, including transportation, of furniture, carpets, safes, lighting fixtures, and repairs of same, for use in public buildings which are now, or may hereafter be, under the administration of the Post Office Department, \$1,250,000: *Provided, That the foregoing appropriation shall not be used for personal services except for work done under contract or for temporary job labor under exigency and not exceeding at one time the sum of \$100 at any one building: Provided further, That all furniture now owned by the United States in other public buildings or in buildings rented by the United States shall be used, so far as practicable, whether it corresponds with the present regulation plan of furniture or not (Executive Order No. 6166 of June 10, 1933).*

Estimate 1935, **\$1,250,000**

NOTE.—Transferred from Treasury Department under Executive Order No. 6166 of June 10, 1933.

By objects	Obligations		
	Estimate, 1935	Estimate, 1934	Actual, 1933
BY OBJECTS			
07 Transportation of things.....	\$158,608	\$171,534	-----
12 Repairs and alterations.....	57,490	45,690	-----
30 Equipment.....	1,033,902	1,288,432	-----
Total obligations.....	1,250,000	1,505,656	-----
Received by transfer from the Treasury Department.....		-1,505,656	-----
Total estimate or appropriation.....	1,250,000	-----	-----

Total, public buildings, maintenance and operation, annual appropriations:

Estimate 1935, **\$16,404,846**

Total, Office of the Fourth Assistant Postmaster General, including public buildings, annual appropriations:

Estimate 1935, **\$48,512,560** Appropriated 1934, **\$35,355,734**

In the disbursement of appropriations contained in this Act for the field service of the Post Office Department the Postmaster General may transfer to the Bureau of Standards not to exceed \$20,000 for scientific investigations in connection with the purchase of materials, equipment, and supplies necessary in the maintenance and operation of the Postal Service (*act Mar. 3, 1933, 47 Stat. p. 1513*).

Total, Field Service, Post Office Department:

Estimate 1935, **\$673,607,372** Appropriated 1934, **\$709,451,821**

If the revenues of the Post Office Department shall be insufficient to meet the appropriations made under [Title II of] this Act, a sum equal to such deficiency in the revenues of such department is hereby appropriated, to be paid out of any money in the Treasury not otherwise appropriated, to supply such deficiency in the revenues of the Post Office Department for the fiscal year ending June 30, [1934] 1935, and the sum needed may be advanced to the Post Office Department upon requisition of the Postmaster General (*act Mar. 3, 1933, 47 Stat., p. 1513*).

SEC. 2. Appropriations for the fiscal year 1934 available for expenses of travel of civilian officers and employees of the executive departments and establishments shall be available also for expenses of travel performed by them on transfer from one official station to another when authorized by the head of the department or establishment concerned in the order directing such transfer: *Provided, That such expenses shall not be allowed for any transfer effected for the convenience of any officer or employee.*

SEC. 3. No appropriation available for the executive departments and independent establishments of the Government for the fiscal year ending June 30, 1934, whether contained in this Act or any other Act, shall be expended—

(a) To purchase any motor-propelled passenger-carrying vehicle (exclusive of busses, ambulances, and station wagons), at a cost, completely equipped for operation, and including the value of any vehicle exchanged, in excess of \$750, unless otherwise specifically provided for in the appropriation.

(b) For the maintenance, operation, and repair of any Government-owned motor-propelled passenger-carrying vehicle not used exclusively for official purposes; and "official purposes" shall not include the transportation of officers and employees between their domiciles and places of employment, except in cases of medical officers on out-patient medical services and except in cases of officers and employees engaged in field work the character of whose duties makes such transportation necessary and then only as to such latter cases when the same is approved by the head of the department or establishment concerned. The limitations of this subsection (b) shall not apply to any motor vehicles for official use of the President, or of the heads of the executive departments.

(c) For the maintenance, upkeep, and repair (exclusive of garage rent, pay of operators, tires, fuel, and lubricants) on any one motor-propelled passenger-carrying vehicle, except busses and ambulances, in excess of one-third of the market price of a new vehicle of the same make and class and in no case in excess of \$400.

Total under Post Office Department:

Estimate 1935, **\$677,014,240** Appropriated 1934, **\$713,198,378**

DEPARTMENT OF STATE

Summary of estimates of appropriations for the fiscal year 1935 compared with appropriations for the fiscal year 1934

Classification of appropriations	ESTIMATES, 1935		Total	APPROPRIATIONS, 1934		
	General fund	Special funds		General fund	Special funds	Total
Annual.....	\$11,011,098		\$11,011,098	\$12,248,719		\$12,248,719
Permanent.....	11,000		11,000	11,000		11,000
Trust and contributed funds.....	11,022,098		11,022,098	12,259,719		12,259,719
			20,000			20,000
Total estimates and appropriations.....			11,042,098			12,279,719

OFFICE OF THE SECRETARY OF STATE

Salaries, Department of State—

Salaries: For Secretary of State, Under Secretary of State, \$10,000; and other personal services in the District of Columbia, including temporary employees, and not to exceed \$6,500 for employees engaged on piecework at rates to be fixed by the Secretary of State, [\$1,683,449] \$1,528,200 [: Provided, That in expending appropriations or portions of appropriations, contained in this Act, for the payment for personal services in the District of Columbia in accordance with the Classification Act of 1923, as amended, with the exception of the four Assistant Secretaries of State and the legal adviser of the Department of State, the Assistant to the Attorney General and six Assistant Attorneys General, the Assistant Secretaries of Commerce, the Assistant Secretary and the Second Assistant Secretary of Labor, the average of the salaries of the total number of persons under any grade in any bureau, office, or other appropriation unit shall not at any time exceed the average of the compensation rates specified for the grade by such Act, as amended: Provided, That this restriction shall not apply (1) to grades 1, 2, 3, and 4 of the clerical-mechanical service, or (2) to require the reduction in salary of any person whose compensation was fixed as of July 1, 1924, in accordance with the rules of section 6 of such Act, (3) to require the reduction in salary of any person who is transferred from one position to another position in the same or different grade in the same or a different bureau, office, or other appropriation unit, or (4) to prevent the payment of a salary under any grade at a rate higher than the maximum rate of the grade when such higher rate is permitted by the Classification Act of 1923, as amended, and is specifically authorized by other law, or (5) to reduce the compensation of any person in a grade in which only one position is allocated] (U.S.C., title 5, secs. 661-673; U.S.C., Supp. VI, title 5, sec. 673; act Mar. 1, 1933, 47 Stat., pp. 1371-1372).

Estimate 1935, \$1,528,200

Appropriated 1934, \$1,683,449

By objects	Obligations					
	Estimate, 1935	Estimate, 1934	Actual, 1933	Estimate, 1935	Estimate, 1934	Actual, 1933
PERSONAL SERVICES, DEPARTMENTAL	Posi- tions	Av. salary	Posi- tions	Av. salary	Posi- tions	Av. salary
Clerical, administrative, and fiscal service:						
Grade 16. Secretary of State.....	1	\$15,000	1	\$15,000	1	\$15,000
Under Secretary of State.....	1	10,000	1	10,000	1	10,000
Grade 15. Assistant Secretary of State.....	4	8,250	4	8,500	4	8,500
Professional service:						
Grade 8. Legal adviser.....	1	9,000	1	9,000	1	9,000
Chief economic analyst.....	6	8,000	6	8,000	7	8,000
Grade 7. Head attorney.....	8	6,938	8	6,938	8	6,938
Head economic analyst.....	11	6,500	11	6,500	10	6,500
Grade 6. Principal attorney.....	1	5,600	1	5,600	1	5,600
Principal economic analyst.....	8	5,600	8	5,600	10	5,600
Grade 5. Senior geographer.....	1	5,200	1	5,200	1	5,200
Senior attorney.....	7	4,943	7	4,943	7	4,943
Senior economic analyst.....	10	4,620	10	4,620	11	4,618
Grade 4. Librarian.....	1	4,200	1	4,200	1	4,200
Attorney.....	8	3,975	8	3,975	8	3,975
Economic analyst.....	2	3,800	3	3,800	4	3,800
Grade 3. Associate librarian.....	1	3,400	1	3,400	1	3,400
Associate attorney.....	3	3,333	3	3,333	3	3,333
Associate economic analyst.....	7	3,200	7	3,200	8	3,200
Grade 2. Assistant geographer.....	1	2,900	1	2,900	1	2,900
Assistant economic analyst.....	3	2,800	3	2,800	3	2,800
Assistant attorney.....	7	2,743	7	2,743	8	2,725
Assistant librarian.....	2	2,600	2	2,600	4	2,600
Assistant engineer.....	1	2,600	1	2,600	1	2,600

Salaries, Department of State—Continued.

By objects	Obligations					
	Estimate, 1935	Estimate, 1934	Actual, 1933	Estimate, 1935	Estimate, 1934	Actual, 1933
PERSONAL SERVICES, DEPARTMENTAL—CON.	Posi- tions	Av. salary	Posi- tions	Av. salary	Posi- tions	Av. salary
Professional service—Continued.						
Grade 1. Junior economic analyst.....	1	\$2,300	1	\$2,300	1	\$2,300
Junior librarian.....	10	2,100	10	2,100	12	2,083
Junior attorney.....	2	2,000	2	2,000	2	2,000
Subprofessional service:						
Grade 6. Senior library assistant.....	1	2,200	1	2,200	1	2,200
Grade 5. Library assistant.....	6	1,860	6	1,860	6	1,860
Head nurse.....	1	1,800	1	1,800	1	1,800
Grade 4. Junior library assistant.....	4	1,680	4	1,680	7	1,655
Grade 3. Under library assistant.....	5	1,440	5	1,440	5	1,440
Clerical, administrative, and fiscal service:						
Grade 15. Senior executive officer.....	1	8,000	1	8,000	1	8,000
Grade 14. Executive officer.....	2	6,500	2	6,500	2	6,500
Grade 13. Chief administrative officer.....	3	5,600	3	5,600	3	5,600
Grade 12. Head administrative officer.....	9	4,823	9	4,823	9	4,823
Grade 11. Administrative officer.....	3	3,867	3	3,867	3	3,867
Grade 10. Junior administrative officer.....	3	3,500	3	3,500	3	3,500
Grade 9. Senior administrative assistant.....	14	3,350	14	3,350	16	3,344
Chief translator.....	1	3,200	1	3,200	1	3,200
Grade 8. Administrative assistant.....	5	3,020	5	3,020	5	3,020
Grade 7. Junior administrative assistant.....	20	2,870	20	2,870	19	2,884
Head translator.....	1	2,600	1	2,600	1	2,600
Grade 6. Principal clerk.....	26	2,485	26	2,485	27	2,478
Principal translator.....	1	2,300	1	2,300	1	2,300
Grade 5. Senior clerk-stenographer.....	8	2,163	9	2,200	9	2,200
Senior clerk.....	82	2,161	82	2,161	91	2,156
Senior translator.....	2	2,000	2	2,000	3	2,067
Grade 4. Head operator, office devices.....	7	2,031	7	2,031	7	2,031
Clerk-stenographer.....	10	1,884	11	1,887	12	1,890
Clerk.....	67	1,871	68	1,870	77	1,876
Principal stenographer.....	9	1,873	9	1,873	9	1,873
Translator.....					1	1,800
Grade 3. Head typist.....	2	1,800	2	1,800	2	1,800
Assistant clerk-stenographer.....	25	1,716	25	1,716	32	1,699
Assistant clerk.....	76	1,692	77	1,692	94	1,696
Senior stenographer.....	49	1,673	50	1,672	55	1,670
Senior operator, office devices.....	10	1,632	10	1,632	11	1,631
Grade 2. Junior operator, office devices.....	6	1,520	6	1,520	9	1,507
Junior clerk.....	40	1,500	40	1,500	43	1,496
Senior typist.....	2	1,440	2	1,440	3	1,480
Junior clerk-typist.....	2	1,440	2	1,440	4	1,455
Junior stenographer.....	16	1,440	16	1,440	16	1,440
Junior clerk-stenographer.....					1	1,440
Grade 1. Under clerk.....	9	1,453	9	1,453	9	1,453
Underoperator, office devices.....	4	1,425	4	1,425	5	1,452
Junior typist.....	8	1,260	8	1,260	8	1,260
Custodial service:						
Grade 7. Senior mechanic.....	1	1,860	1	1,860	1	1,860
Grade 6. Mechanic.....	1	1,680	1	1,680	1	1,680
Grade 4. Head messenger.....	2	1,470	2	1,470	2	1,470
Undermechanic.....	3	1,420	3	1,420	3	1,420
Assistant foreman of laborers.....	1	1,320	1	1,320	1	1,320
Grade 3. Messenger.....	53	1,321	54	1,322	61	1,323
Senior laborer.....	5	1,236	5	1,236	6	1,260
Minor mechanic.....	5	1,260	5	1,260	5	1,260
Grade 2. Junior laborer.....	8	1,200	8	1,200	9	1,187
Assistant messenger.....	1	1,080	1	1,080	1	1,080
Total permanent, departmental.....	728		735		821	
Deduct lapses.....		1,727,020		1,742,720		1,910,720
		33,220		45,341		70,551
Net permanent, departmental.....		1,693,800		1,697,379		1,840,169
Temporary employees, departmental.....		4,200		621		4,176
All personal services, departmental.....		1,698,000		1,698,000		1,844,345
Deduct legislative reductions.....		169,800		254,684		196,533
01 Personal services (net).....		1,528,200		1,443,316		1,647,812
Estimated savings and unobligated balances.....				240,133		252,728
Total estimate or appropriation.....		1,528,200		1,683,449		1,900,540

Salaries, Department of State—Continued.

	Obligations					
	Estimate, 1935		Estimate, 1934		Actual, 1933	
BY ACTIVITIES OR PROJECTS	Posi- tions	Av. salary	Posi- tions	Av. salary	Posi- tions	Av. salary
PERSONAL SERVICES, DEPARTMENTAL						
Office of the Secretary of State.....	11	\$44,040	11	\$44,040	12	\$47,440
Office of the Under Secretary of State.....	5	21,300	5	21,300	5	21,300
Office of the Assistant Secretary of State.....	9	35,000	9	35,000	11	39,000
Office of the Assistant Secretary of State.....	6	19,460	6	19,460	6	19,460
Office of the Assistant Secretary of State.....	5	16,520	5	16,520	4	13,920
Office of the Assistant Secretary of State.....	4	14,300	4	15,300	4	15,300
Office of the Special Assistant to Secretary of State.....	3	13,400	3	13,400	3	13,400
Office of the Legal Adviser.....	29	136,760	30	138,680	32	142,600
Bureau of Accounts.....	33	69,540	33	69,540	37	76,320
Consular Commercial Office.....	13	35,020	17	38,820	19	42,060
Disbursing Office.....	4	9,480	4	9,480	5	11,100
Division of Communications and Records.....	155	269,240	156	270,920	174	300,560
Division of Current Information.....	5	11,100	5	11,100	6	12,720
Division of Eastern European Affairs.....	8	28,580	9	31,080	9	31,080
Division of Far Eastern Affairs.....	12	40,000	12	40,000	12	40,000
Division of Foreign Service Administration.....	46	98,160	46	98,160	48	101,700
Division of Foreign Service Personnel.....	5	15,800	5	15,800	7	20,620
Division of Latin American Affairs.....	10	26,440	10	26,440	11	32,040
Division of Mexican Affairs.....	5	14,540	6	16,160	6	16,160
Division of Near Eastern Affairs.....	10	34,320	10	34,320	10	34,140
Division of Protocol and Conferences.....	15	45,640	15	45,640	20	62,560
Division of Western European Affairs.....	14	45,600	15	46,980	17	54,880
Foreign Service Buildings Office.....	2	8,700	2	8,700	2	4,120
Foreign Service Officers' Training School.....	1	2,300	1	2,300	1	2,300
Office of the Chief Clerk and Administrative Assistant.....	106	181,960	106	181,960	124	209,860
Office of Coordination and Review.....	12	26,300	12	26,300	13	27,740
Office of the Economic Adviser.....	7	26,540	7	26,540	8	31,140
Office of the Historical Adviser.....	76	173,980	77	175,780	87	196,900
Passport Division.....	66	133,080	66	133,080	71	149,900
Treaty Division.....	19	64,360	19	64,360	19	64,360
Translating Bureau.....	8	18,340	8	18,340	10	22,340
Visa Division.....	21	47,220	21	47,220	25	53,700
Total permanent, departmental.....	728	1,727,020	735	1,742,720	821	1,910,720
Temporary employees.....		4,200		621		4,176
Net permanent, departmental.....		1,731,220		1,743,341		1,914,896
Deduct lapses and legislative reductions.....		203,020		300,025		267,084
Total.....		1,528,200		1,443,316		1,647,812

Contingent Expenses, Department of State—

For contingent and miscellaneous expenses, including stationery, furniture, fixtures; typewriters, adding machines, and other labor-saving devices, including their exchange, not exceeding \$10,000; repairs and materials for repairs; purchase and exchange of books, maps, and periodicals, domestic and foreign, and when authorized by the Secretary of State for dues for library membership in societies or associations which issue publications to members only or at a price to members lower than to subscribers who are not members, not exceeding \$15,880; newspapers not exceeding \$1,500; maintenance, repair, and storage of motor-propelled vehicles, to be used only for official purposes (one for the Secretary of State and two for dispatching mail, and one motorcycle for the general use of the department); automobile mail wagons, including storage, repair, and exchange of same; street-car fare not exceeding \$150; traveling expenses; refund of fees erroneously charged and paid for the issue of passports to persons who are exempted from the payment of such fee by section 1 of the Act making appropriations for the Diplomatic and Consular Service for the fiscal year ending June 30, 1921, approved June 4, 1920 (U.S.C., Supp. [V.] VI, title 22, sec. 214a); the examination of estimates of appropriations in the field; and other miscellaneous items not included in the foregoing; **\$77,000** \$60,000 (U.S.C., Supp. VI, title 22, sec. 214a; act Mar. 1, 1933, 47 Stat., p. 1372).

Estimate 1935, **\$60,000**Appropriated 1934, **\$77,000**

By objects	Obligations		
	Estimate, 1935	Estimate, 1934	Actual, 1933
Supplies and materials:			
0200 Stationery and supplies.....	\$14,873	\$8,666	\$8,162
0203 Drawing supplies.....	100	85	88
0204 Photographic supplies.....	2,224	3,337	1,282
0205 Cleaning supplies.....	150	100	132
0222 Newspapers.....	1,500	1,300	1,107
0234 Gasoline and oils.....	500	450	392
0282 Tires and tubes.....	125	100	125
02 Total supplies and materials.....	19,472	14,038	11,288
04 Storage of Secretary's limousine.....	300	300	300

Contingent Expenses, Department of State—Continued.

By objects	Obligations		
	Estimate, 1935	Estimate, 1934	Actual, 1933
Communication service:			
0500 Telegraph service.....	\$2,000	\$1,200	\$1,898
0510 Telephone service.....	18,250	15,000	13,771
0520 Other communication service (dictograph).....	500	300	23
0520 Postage.....	400	200	350
05 Total communication service.....	21,150	16,700	16,042
Travel expenses:			
0600 Commercial transportation (not local).....	800	1,000	115
0610 Local transportation.....	85	75	82
0630 Per diem.....	500	500	26
06 Total travel expenses.....	1,385	1,575	223
07 Transportation of things (service).....	50	20	6
Repairs and alterations:			
1280 Repairs to furniture and fixtures.....	500	300	334
1280 Repairs to automotive equipment.....	700	700	396
1280 Repairs to office machines including parts.....	1,309	1,000	797
12 Total repairs and alterations.....	2,509	2,000	1,527
13 Laundry and towel service.....	350	400	356
Equipment:			
3002 Motor vehicles.....			686
3010 Furniture and fixtures.....	6,000	8,325	17,894
3013 Floor coverings.....	598	335	463
3017 Office machines.....	2,246	1,257	6,077
3021 Books, maps, and periodicals.....	5,840	4,000	5,321
30 Total equipment.....	14,684	13,917	30,441
53 Refund of passport fees erroneously charged and paid.....	100	50	18
Grand total obligations.....	60,000	49,000	60,201
Unobligated balance.....		28,000	19,799
Total estimate or appropriation.....	60,000	77,000	80,000

Printing and Binding, Department of State—

For all printing and binding in the Department of State, including all of its bureaus, offices, institutions, and services located in Washington, District of Columbia, and elsewhere, **\$185,000** \$107,180 (U.S.C., title 31, sec. 588; act Mar. 1, 1933, 47 Stat., p. 1372).

Estimate 1935, **\$107,180**Appropriated 1934, **\$185,000**

By objects	Obligations		
	Estimate, 1935	Estimate, 1934	Actual, 1933
02 Supplies and materials.....			\$9,157
08 Printing and binding.....	\$107,180	\$110,452	162,927
Total obligations.....	107,180	110,452	172,084
Estimated savings and unobligated balances.....		74,548	47,916
Total estimate or appropriation.....	107,180	185,000	220,000
BY ACTIVITIES OR PROJECTS			
1. Department proper.....	64,880	66,352	133,994
2. Foreign Service for expenditure in Washington.....	18,900	19,000	19,332
3. Foreign Service for expenditure in the field.....	21,500	21,000	17,492
4. Passport agencies.....	650	800	584
5. International Joint Commission, United States and Great Britain.....	250	1,500	33
6. International Boundary Commission, United States and Mexico.....			475
7. International Boundary Commission, United States and Canada and Alaska and Canada.....	1,000	1,800	174
Total.....	107,180	110,452	172,084

Passport Agencies, Department of State—

For salaries and expenses of maintenance, and traveling expenses not to exceed \$500, [and rent outside the District of Columbia,] for not to exceed five passport agencies, **\$62,705** \$46,665: Provided, That not to exceed \$15,000 shall be available for salaries of temporary employees (act Mar. 1, 1933, 47 Stat., p. 1372).

Estimate 1935, **\$46,665**Appropriated 1934, **\$62,705**

Passport Agencies, Department of State—Continued.

By objects	Obligations					
	Estimate, 1935		Estimate, 1934		Actual, 1933	
PERSONAL SERVICES, FIELD	Posi- tions	Av. salary	Posi- tions	Av. salary	Posi- tions	Av. salary
Clerical, administrative, and fiscal service:						
Grade 12. Passport agent.....	1	\$4,800	1	\$4,800	1	\$4,800
Grade 10. Passport agent.....	3	3,667	3	3,667	5	3,660
Grade 9. Assistant passport agent.....	1	3,200	1	3,200	1	3,200
Grade 7. Assistant passport agent.....	3	2,600	3	2,600	3	2,600
Grade 6. Clerk.....	1	2,300	1	2,300	1	2,300
Grade 5. Clerk.....	3	2,133	5	2,080	5	2,080
Grade 4. Clerk.....	2	1,830	3	1,820	3	1,820
Grade 3. Clerk.....	3	1,640	3	1,640	3	1,640
Grade 2. Clerk.....	1	1,560	1	1,560	1	1,560
Total permanent, field.....	18	45,640	21	51,440	23	58,740
Deduct lapses and administrative furloughs.....				1,667		3,000
Net permanent, field.....		45,640		49,773		55,740
Temporary employees, field.....		3,460		10,141		2,710
All personal services, field.....		49,100		59,914		58,450
Deduct legislative reductions.....		4,910		7,985		6,368
01 Personal services (net).....		44,190		51,929		52,082
OTHER OBLIGATIONS						
02 Supplies and materials.....		150		150		121
05 Communication service.....		1,425		1,000		1,526
06 Travel expenses.....		500		500		196
07 Transportation of things.....		50		100		64
10 Furnishing of light.....						51
11 Rent.....						1,926
12 Repairs.....		50		50		7
13 Special and miscellaneous.....		100		100		40
30 Equipment.....		200		200		76
Total other obligations.....		2,475		2,100		4,007
Net total obligations.....		46,665		54,029		56,089
Estimated savings and unobligated balances.....				8,676		8,911
Total estimate or appropriation.....		46,665		62,705		65,000
BY ACTIVITIES OR PROJECTS						
1. New York agency.....		25,365		24,612		27,160
2. Boston agency.....		5,899		6,990		7,266
3. Chicago agency.....		6,003		7,108		9,344
4. San Francisco agency.....		7,988		7,313		7,845
5. New Orleans agency.....		910		825		3,558
6. Seattle agency.....						720
7. Travel expenses for all agencies.....		500		500		196
8. Reserve for temporary employees.....				6,681		
Total.....		46,665		54,029		56,089

Collecting and Editing Official Papers of Territories of the United States—

For the expenses of collecting, editing, copying, and arranging for publication the official papers of the Territories of the United States, including personal services in the District of Columbia and elsewhere, printing and binding, and contingent and traveling expenses, as provided by the Act approved February 28, 1929 (45 Stat., p. 1412), \$9,158, together with the unexpended balances of the appropriations made available for this purpose in the State Department Appropriation Act for the fiscal year 1933 \$13,490 (acts Feb. 28, 1929, 45 Stat., p. 1412; Apr. 18, 1930, 46 Stat., p. 174; Mar. 1, 1933, 47 Stat., p. 1373).

Estimate 1935, \$13,490

Appropriated 1934, \$9,158

By objects	Obligations					
	Estimate, 1935		Estimate, 1934		Actual, 1933	
PERSONAL SERVICES, DEPARTMENTAL	Posi- tions	Av. salary	Posi- tions	Av. salary	Posi- tions	Av. salary
Professional service:						
Grade 6. Editor.....	1	\$5,600	1	\$5,600	1	\$5,600
Clerical, administrative, and fiscal service:						
Grade 4. Clerk.....	1	1,800	1	1,800	1	1,800
Grade 2. Clerk.....	1	1,440	1	1,440	1	1,440
Grade 1. Junior typist.....	1	1,260	1	1,260	1	1,260
Net permanent, departmental.....	4	10,100	4	10,100	4	10,100
Temporary employees, departmental.....						338
All personal services, departmental.....		10,100		10,100		10,438
Deduct legislative reductions.....		1,010		1,515		1,010
01 Personal services (net).....		9,090		8,585		9,428

Collecting and Editing Official Papers of Territories of the United States—Continued.

By objects	Obligations		
	Estimate, 1935	Estimate, 1934	Actual, 1933
OTHER OBLIGATIONS			
02 Supplies and materials.....	\$50	\$50	\$8
06 Travel expenses.....	300		
08 Printing and binding.....	4,000		10,387
13 Special and miscellaneous.....	50	50	32
Total other obligations.....	4,400	100	10,427
Grand total obligations.....	13,490	8,685	19,855
1931 and 1932 appropriations obligated in 1933 and 1934.....		-376	-20,865
Net total obligations.....	13,490	8,309	-1,010
Estimated savings and unobligated balances.....		849	1,010
Total estimate or appropriation.....	13,490	9,158	

Total, Department of State, salaries, contingent expenses, passport agencies, printing and binding, and collecting and editing official papers of the Territories of the United States, annual appropriations, general fund:

Estimate 1935, \$1,755,535

Appropriated 1934, \$2,017,312

FOREIGN INTERCOURSE

Salaries of Ambassadors and Ministers—

Ambassadors extraordinary and plenipotentiary to Argentina, Brazil, Chile, Cuba, France, Germany, Great Britain, Italy, Japan, Mexico, Peru, Poland, Spain, and Turkey, at \$17,500 each; Ambassador extraordinary and plenipotentiary to Belgium and envoy extraordinary and minister plenipotentiary to Luxembourg, \$17,500;

Envoys extraordinary and ministers plenipotentiary to China and the Netherlands, at \$12,000 each;

Envoys extraordinary and ministers plenipotentiary to Albania, Austria, Bolivia, Bulgaria, Czechoslovakia, Colombia, Costa Rica, Denmark, Dominican Republic, Dominion of Canada, Ecuador, Egypt, Finland, Greece, Guatemala, Haiti, Honduras, Hungary, Irish Free State, Liberia, Nicaragua, Norway, Panama, Paraguay, Persia, Portugal, Rumania, Salvador, Siam, Union of South Africa, Sweden, Switzerland, Uruguay, Venezuela, and Yugoslavia, at \$10,000 each; and to Estonia, Latvia, and Lithuania, \$10,000;

In all, not to exceed \$558,000 \$562,500;

Provided, That no salary herein appropriated shall be paid to any official receiving any other salary from the United States Government (U.S.C., title 22, sec. 32; U.S.C., Supp. VI, title 22, secs. 32, 32a, 34a, 34b; act Mar. 1, 1933, 47 Stat., p. 1373).

Estimate 1935, \$562,500

Appropriated 1934, \$558,000

By objects	Obligations					
	Estimate, 1935		Estimate, 1934		Actual, 1933	
PERSONAL SERVICES, FIELD	Posi- tions	Av. salary	Posi- tions	Av. salary	Posi- tions	Av. salary
Ambassador extraordinary and plenipotentiary.....	15	\$17,500	15	\$17,500	12.6	\$17,500
Envoy extraordinary and minister plenipotentiary.....	2	12,000	2	12,000	2	12,000
Envoy extraordinary and minister plenipotentiary.....	36	10,000	36	10,000	30.7	10,000
Total permanent, field.....	53	646,500	53	646,500	45.3	551,688
Deduct lapses.....		21,500		21,500		22,341
Deduct legislative reductions.....		625,000		625,000		529,347
01 Personal services (net).....		562,500		528,025		467,612
Estimated transfer from appropriation for "Office and living quarters, Foreign Service," 1934.....				-13,125		
Net total obligations.....		562,500		514,900		467,612
Estimated savings and unobligated balances.....				43,100		157,388
Total estimate or appropriation.....		562,500		558,000		625,000

Salaries, Foreign Service Officers—

For salaries of Foreign Service officers as provided in the Act approved February 23, 1931 (U.S.C., Supp. [V.] VI, title 22, secs. 3, 3a), [\$2,882,000] \$2,781,000 (U.S.C., title 22, sec. 3; U.S.C., Supp. VI, title 22, secs. 3, 3a; act Mar. 1, 1933, 47 Stat., p. 1373).

Estimate 1935, **\$2,781,000**

Appropriated 1934, **\$2,882,000**

By objects	Obligations					
	Estimate, 1935		Estimate, 1934		Actual, 1933	
	Posi- tions	Av. salary	Posi- tions	Av. salary	Posi- tions	Av. salary
PERSONAL SERVICES, FIELD						
Class 1.....	32	\$9,000	32	\$9,000	32.3	\$9,000
Class 2.....	34	8,000	34	8,000	35.6	8,000
Class 3.....	47	7,000	47	7,000	48	7,000
Class 4.....	55	6,000	55	6,000	56.8	6,000
Class 5.....	63	5,000	63	5,000	66.3	5,000
Class 6.....	83	4,500	83	4,500	87.7	4,500
Class 7.....	77	4,000	77	4,000	86	4,000
Class 8.....	58	3,500	58	3,500	62	3,500
Unclassified.....	261	2,642	261	2,642	273.8	2,642
Total permanent, field.....	710		710		748.5	
		3,108,000		3,108,000		3,263,850
Deduct lapses.....		18,000		12,537		25,569
		3,090,000		3,095,463		3,238,281
Deduct legislative reductions.....		309,000		466,200		323,640
01 Personal services (net).....		2,781,000		2,629,263		2,914,641
Transfer of funds from appropriation "Of- fice and living quarters," 1933.....						-175,000
Net total obligations.....		2,781,000		2,629,263		2,739,641
Estimated savings and unobligated bal- ances.....				252,737		335,359
Total estimate or appropriation.....		2,781,000		2,882,000		3,075,000

Salaries, Chargés d'Affaires ad Interim—

For salaries of Foreign Service officers or vice consuls while acting as chargés d'affaires ad interim or while in charge of a consulate general or consulate during the absence of the principal officer, [\$18,333] \$18,000 (U.S.C., title 22, secs. 20, 32; U.S.C., Supp. VI, title 22, secs. 20, 32; act Mar. 1, 1933, 47 Stat., p. 1373).

Estimate 1935, **\$18,000**

Appropriated 1934, **\$18,333**

By objects	Obligations		
	Estimate, 1935	Estimate, 1934	Actual, 1933
PERSONAL SERVICES, FIELD			
All personal services, field.....	\$20,000	\$20,000	\$13,800
Deduct legislative reductions.....	2,000	3,000	1,300
01 Personal services (net).....	18,000	17,000	12,500
Estimated savings and unobligated bal- ances.....		1,333	7,500
Total estimate or appropriation.....	18,000	18,333	20,000

Salaries, Foreign Service Officers While Receiving Instructions and in Transit—

To pay the salaries of ambassadors, ministers, consuls, vice consuls, and other officers of the United States for the period actually and necessarily occupied in receiving instructions and in making transits to and from their posts, and while awaiting recognition and authority to act in pursuance with the provisions of section 1740 of the Revised Statutes (U.S.C., title 22, sec. 121), [\$13,750] \$13,500 (U.S.C., title 22, sec. 121; act Mar. 1, 1933, 47 Stat., p. 1373).

Estimate 1935, **\$13,500**

Appropriated 1934, **\$13,750**

By objects	Obligations		
	Estimate, 1935	Estimate, 1934	Actual, 1933
PERSONAL SERVICES, FIELD			
All personal services, field.....	\$15,000	\$33,750	\$22,000
Deduct legislative reductions.....	1,500	4,000	2,000
01 Personal services (net).....	13,500	29,750	20,000
Transfer from appropriation "Office and living quarters, Foreign Service," 1933.....			-60,000
Transfer from appropriation "Contingent expenses, Foreign Service,".....		-20,000	
Estimated savings and unobligated bal- ances.....		+4,000	+55,000
Total estimate or appropriation.....	13,500	13,750	15,000

Allowance to Widows or Heirs of Foreign Service Officers Who Die Abroad—

For payment under the provisions of section 1749 of the Revised Statutes (U.S.C., title 22, sec. 130) to the widows or heirs at law of Diplomatic, Consular, and Foreign Service officers of the United States dying in foreign countries in the discharge of their duties, \$1,000 (U.S.C., title 22, sec. 130; act Mar. 1, 1933, 47 Stat., p. 1373).

NOTE.—This appropriation combined with "Transportation of Foreign Service officers." (See below.)

Foreign Service Retirement and Disability Appropriated Fund—

For financing the liability of the United States, created by the Act approved February 23, 1931 (U.S.C., Supp. [V.] VI, title 22, sec. 21), [\$292,700] \$159,100, which amount shall be placed to the credit of the "Foreign Service retirement and disability fund."

Estimate 1935, **\$159,100**

Appropriated 1934, **\$292,700**

50 Investment of trust funds: Obligations—1935, \$159,100; 1934, \$292,700; 1933, \$416,000.

Transportation of Foreign Service Officers—

To pay the traveling expenses of Diplomatic, Consular, and Foreign Service officers, and other employees of the Foreign Service, including Foreign Service inspectors [and officers and employees of the United States Court for China,] and under such regulations as the Secretary of State may prescribe, of their families and expenses of transportation of effects, in going to and returning from their posts, including not to exceed \$25,000 incurred in connection with leaves of absence, and of the preparation and transportation of the remains of those officers and said employees of the Foreign Service, who have died or may die abroad or in transit while in the discharge of their official duties, to their former homes in this country or to a place not more distant for interment and for the ordinary expenses of such interment, and also for payment under the provisions of section 1749 of the Revised Statutes (U.S.C., title 22, sec. 130) of allowances to the widows or heirs at law of Diplomatic, Consular, and Foreign Service officers of the United States dying in foreign countries in the discharge of their duties, [\$410,000] \$409,000: Provided, That this appropriation shall be available also for [the authorized expenses of the judge and district attorney of the United States Court for China while attending sessions of the court at other cities than Shanghai, and for] the authorized subsistence expenses of Consular and Foreign Service officers while on temporary detail under commission (U.S.C., title 22, sec. 17; U.S.C., Supp. VI, title 22, sec. 17; U.S.C., title 22, sec. 130; act Mar. 1, 1933, 47 Stat., pp. 1373-1374).

Estimate 1935, **\$409,000**

Appropriated 1934, **\$411,000**

* Includes \$1,000 for allowances to widows or heirs of Foreign Service officers who die abroad.

By objects	Obligations		
	Estimate, 1935	Estimate, 1934	Actual, 1933
Travel expenses:			
0600 Railroad and steamship trans- portation.....	\$154,000	\$154,000	\$131,698
0610 Local transportation.....	1,400	1,400	3,000
0630 Per diem allowances.....	45,000	45,750	43,613
0690 Miscellaneous travel expenses.....	16,000	16,000	10,016
06 Total travel expenses.....	216,400	217,150	188,327
Transportation of things:			
0700 Transportation of effects.....	185,000	185,000	158,941
0770 Transportation of corpses.....	1,600	1,600	706
07 Total transportation of things.....	186,600	186,600	159,647
21 Allowance to widows or heirs.....	1,000	1,000	1,164
22 Burial expenses.....	5,000	5,000	3,444
Grand total obligations.....	409,000	409,750	352,582
Transferred to Department of Justice.....		+1,250	
Deduct obligation in excess of appropria- tion.....			164
Net total obligations.....	409,000	411,000	352,418
Estimated savings and unobligated bal- ances.....			108,582
Total estimate or appropriation.....	409,000	411,000	461,000

¹ Includes \$1,000 for allowances to widows or heirs of Foreign Service officers who die abroad.

² Includes appropriation of \$10,000 for "Expenses of Foreign Service inspectors," and \$1,000 for allowances to widows and heirs of Foreign Service officers who die abroad.

Office and Living Quarters, Foreign Service—

For rent, heat, fuel, and light for the Foreign Service [and the United States Court for China] for offices and grounds, [including annual ground rent of the Embassy at Tokyo, Japan, for the year ending March 15, 1934] and, as authorized by the Act approved June 26, 1930 (U.S.C., Supp. [V] VI, title 5, sec. 118a), for living quarters and not to exceed \$395,316 for allowances for living quarters, including heat, fuel, and light, [[\$1,328,000] \$1,181,955: *Provided*, That payment for rent may be made in advance: *Provided further*, That the Secretary of State may enter into leases for such offices, grounds, and living quarters for periods not exceeding ten years: *Provided further*, That no part of this appropriation shall be used for allowances for living quarters, including heat, fuel, and light in an amount exceeding \$720 for any ambassador, minister, or Foreign Service officer: *Provided further*, That under this appropriation and the appropriation herein for "Contingent expenses, Foreign Service", not more than \$3,000 shall be expended for custodial service, heat, fuel, and light in any Government-owned building used for residence or residence and office purposes for an ambassador or minister, and not more than \$1,700 for such purposes in the case of any other Foreign Service officer, except that at any post at which the expenditures for such purposes for the fiscal year 1933 were in excess of the limitation of \$3,000 in this last proviso in the case of an ambassador or minister there may be expended during the fiscal year [1934] 1935 an amount equal to the sum so authorized to be expended during the fiscal year 1933, but in no event to exceed \$5,000; and during the incumbency of a chargé d'affaires the limitation on such expenditures shall be the same as for the occupancy of the principal officer (U.S.C., Supp. VI, title 5, sec. 118a; title 22, sec. 291; act Mar. 1, 1933, 47 Stat., p. 1374).

Estimate 1935, **\$1,181,955**Appropriated 1934, **\$1,328,000**

By objects	Obligations					
	Estimate, 1935		Estimate, 1934		Actual, 1933	
	No. allow- ances	Ac- tual rates	No. allow- ances	Ac- tual rates	No. allow- ances	Ac- tual rates
LIVING QUARTERS						
Ambassadors and ministers.....	17	\$720	17	\$720	17	\$1,800
Do.....					1	1,656
Total ambassadors and ministers.....	17	12,240	17	12,240	18	32,256
Foreign Service officers.....					20	1,140
Do.....					1	1,071
Do.....					1	1,068
Do.....					23	990
Do.....					1	930
Do.....					44	900
Do.....					1	864
Do.....					1	862
Do.....					53	810
Do.....					1	834
Do.....					1	828
Do.....					17	810
Do.....					3	798
Do.....					1	789
Do.....					1	785
Do.....					2	780
Do.....					1	777
Do.....					1	772
Do.....					2	768
Do.....					3	756
Do.....					46	750
Do.....					2	745
Do.....					1	744
Do.....					1	742
Do.....					1	740
Do.....					1	738
Do.....					3	736
Do.....					3	726
Do.....	20	720	20	720	66	720
Do.....					2	712
Do.....					1	708
Do.....					2	704
Do.....					4	700
Do.....					1	681
Do.....					1	678
Do.....					1	675
Do.....					1	666
Do.....	27	660	27	660	40	660
Do.....					1	657
Do.....					2	655
Do.....					1	650
Do.....					1	648
Do.....					31	630
Do.....					1	628
Do.....					1	626
Do.....					2	625
Do.....					2	616
Do.....					1	615
Do.....					1	612
Do.....					1	607
Do.....					1	605

¹ Rates during 1933 were based on percentages of actual rent paid by officer or employee and averages would be meaningless.

Office and Living Quarters, Foreign Service—Continued.

By objects	Obligations					
	Estimate, 1935		Estimate, 1934		Actual, 1933	
	No. allow- ances	Ac- tual rates	No. allow- ances	Ac- tual rates	No. allow- ances	Ac- tual rates
LIVING QUARTERS—continued						
Foreign Service officers.....	104	\$600	104	\$600		
Do.....					1	\$593
Do.....					1	592
Do.....					1	588
Do.....					1	576
Do.....					9	570
Do.....					1	568
Do.....					1	565
Do.....					1	564
Do.....					2	562
Do.....					29	555
Do.....					1	549
Do.....					1	548
Do.....	124	540	124	540	6	540
Do.....					1	532
Do.....					1	529
Do.....					1	528
Do.....					2	520
Do.....					1	519
Do.....					1	516
Do.....					2	513
Do.....					1	510
Do.....					1	508
Do.....					1	507
Do.....					3	504
Do.....					1	502
Do.....					1	500
Do.....					1	498
Do.....					30	495
Do.....					1	494
Do.....					1	492
Do.....					1	490
Do.....					1	482
Do.....	115	480	115	480	3	480
Do.....					1	474
Do.....					1	471
Do.....					1	468
Do.....					1	465
Do.....					1	462
Do.....					1	454
Do.....					1	446
Do.....					1	444
Do.....					2	436
Do.....					43	435
Do.....					1	432
Do.....					2	426
Do.....						
Do.....	108	420	108	420	1	417
Do.....					1	411
Do.....					1	405
Do.....					23	390
Do.....					2	374
Do.....					1	368
Do.....					1	367
Do.....					4	360
Do.....	88	360	88	360	1	356
Do.....					1	346
Do.....					2	345
Do.....					1	340
Do.....					1	335
Do.....					1	332
Do.....					1	324
Do.....					6	300
Do.....	22	300	22	300	1	278
Do.....					1	270
Do.....					1	252
Do.....					1	145
Do.....					1	108
Total, Foreign Service officers.....	608	300,420	608	300,420	618	416,050
Clerks.....					2	900
Do.....					2	620
Do.....	2	540	2	540	32	540
Do.....					1	532
Do.....					2	522
Do.....					1	516
Do.....					1	510
Do.....					3	504
Do.....					1	503
Do.....					1	500
Do.....					1	495
Do.....					1	492
Do.....					1	482
Do.....					33	480
Do.....					1	470
Do.....					1	462
Do.....					1	460
Do.....					1	454
Do.....					1	448
Do.....					1	436
Do.....					2	435
Do.....					1	432
Do.....					1	430
Do.....					1	429
Do.....					1	428
Do.....					1	426
Do.....					1	424
Do.....	2	420	2	420	43	420
Do.....					1	412

Office and Living Quarters, Foreign Service—Continued.

By objects	Obligations					
	Estimate, 1935		Estimate, 1934		Actual, 1933	
	No. allow- ances	Ac- tual rates	No. allow- ances	Ac- tual rates	No. allow- ances	Ac- tual rates
LIVING QUARTERS—continued						
Clerks.....					1	\$408
Do.....					1	405
Do.....					1	403
Do.....					3	396
Do.....					3	390
Do.....					1	387
Do.....					1	384
Do.....					1	381
Do.....					2	372
Do.....					2	368
Do.....					1	366
Do.....					1	364
Do.....					2	362
Do.....	4	\$360	4	\$360	86	360
Do.....					1	356
Do.....					1	353
Do.....					4	352
Do.....					1	348
Do.....					1	346
Do.....					4	345
Do.....					1	342
Do.....					3	340
Do.....					2	338
Do.....					4	336
Do.....					1	332
Do.....					2	330
Do.....					3	328
Do.....					1	327
Do.....					2	326
Do.....					2	318
Do.....					50	317
Do.....					2	316
Do.....					1	309
Do.....					308	
Do.....					2	306
Do.....					1	305
Do.....	69	300	69	300	71	300
Do.....					1	292
Do.....					1	290
Do.....					12	288
Do.....					1	282
Do.....					1	280
Do.....					1	278
Do.....					3	274
Do.....					1	272
Do.....	43	270	43	270		
Do.....					1	266
Do.....					2	264
Do.....					1	262
Do.....					3	254
Do.....					6	252
Do.....					2	250
Do.....					1	249
Do.....					2	242
Do.....	67	240	67	240	86	240
Do.....					1	236
Do.....					1	232
Do.....					1	231
Do.....					2	230
Do.....					1	226
Do.....					2	225
Do.....					1	224
Do.....					1	222
Do.....					1	220
Do.....					9	216
Do.....					1	214
Do.....	81	210	81	210	54	210
Do.....					3	208
Do.....					1	200
Do.....					1	198
Do.....					1	192
Do.....					3	188
Do.....	109	180	109	180	28	180
Do.....					1	178
Do.....					1	174
Do.....					1	172
Do.....					1	168
Do.....					1	160
Do.....					1	152
Do.....	123	150	123	150	6	144
Do.....					6	140
Do.....	47	120	47	120	25	120
Do.....					2	114
Do.....					1	108
Do.....					1	96
Do.....					1	94
Do.....	21	90	21	90		
Do.....	17	84	17	84		
Do.....					1	68
Do.....					39	60
Do.....	29	42	29	42		
Total, clerks.....	614	117,006	614	117,006	729	218,791
Employees paid from contingent expenses.....					1	900
Do.....	1	540	1	540	2	540
Do.....					1	532

Office and Living Quarters, Foreign Service—Continued.

By objects	Obligations					
	Estimate, 1935		Estimate, 1934		Actual, 1933	
	No. allow- ances	Ac- tual rates	No. allow- ances	Ac- tual rates	No. allow- ances	Ac- tual rates
LIVING QUARTERS—continued						
Employees paid from contingent expenses.....					3	\$450
Do.....					1	408
Do.....					1	454
Do.....					1	450
Do.....					2	420
Do.....					1	382
Do.....					1	366
Do.....					6	360
Do.....					1	330
Do.....					18	320
Do.....	10	\$300	10	\$300	2	300
Do.....					1	296
Do.....					1	288
Do.....					1	282
Do.....	3	270	3	270		
Do.....	7	240	7	240	3	240
Do.....					1	230
Do.....					1	225
Do.....	6	210	6	210		
Do.....	4	180	4	180		
Do.....	4	150	4	150		
Do.....					4	120
Do.....	7	84	7	84		
Do.....					17	60
Do.....	19	42	19	42		
Total, employees paid from contingent expenses.....	61	9,996	61	9,996	70	19,303
Total allowances for living quarters.....	1,300	439,662	1,300	439,662	1,435	686,400
Deduct lapses.....		426		426		37,110
Net allowances for living quarters.....		439,236		439,236		649,290
Deduct legislative reductions in allowances.....		43,920		65,885		22,651
03 Allowances for living quarters (net).....		395,316		373,351		626,639
HEAT, LIGHT, AND FUEL						
Diplomatic offices.....		84,364		79,258		59,219
Consular offices.....		59,000		55,088		51,147
10 Total, heat, light, and fuel.....		143,364		134,346		110,366
OFFICE RENT						
Diplomatic offices.....		141,725		143,000		143,000
Consular offices.....		501,550		504,000		501,015
11 Total office rent.....		643,275		647,000		644,015
Grand total obligations.....		1,181,955		1,154,697		1,381,020
Transferred to Department of Justice.....				+927		
Proposed to be transferred if required to "Salaries of ambassadors and ministers".....				+13,125		
Transferred to "Salaries of Foreign Service officers while receiving instructions and in transit".....						+60,000
Transferred to "United States Court for China".....						+5,250
Transferred to "Salaries of Foreign Service officers".....						+175,000
Net total obligations.....		1,181,955		1,168,749		1,621,270
Estimated savings and unobligated balances.....				159,251		178,730
Total estimate or appropriation.....		1,181,955		1,328,000		1,800,000

Salaries, Foreign Service Clerks—

For salaries of clerks in the Foreign Service, as provided in the Act approved February 23, 1931 (U.S.C., Supp. [V,] VI, title 22, sec. 23a), including salaries during transit to and from homes in the United States upon the beginning and after termination of service, [\$2,242,438] \$1,953,000 (U.S.C., title 22, secs. 35, 57; U.S.C., Supp. VI, title 22, sec. 23a; act Mar. 1, 1933, 47 Stat., p. 1375).

Estimate 1935, \$1,953,000

Appropriated 1934, \$2,242,438

By objects	Obligations					
	Estimate, 1935		Estimate, 1934		Actual, 1933	
	Posi- tions	Av. salary	Posi- tions	Av. salary	Posi- tions	Av. salary
PERSONAL SERVICES, FIELD						
Senior clerk, class 1.....	2	\$4,000	2	\$4,000	2	\$4,000
Senior clerk, class 2.....	3	3,750	3	3,750	3	3,750
Senior clerk, class 3.....	8	3,500	8	3,500	8	3,500
Senior clerk, class 4.....	16	3,250	16	3,250	16	3,250

Salaries, Foreign Service Clerks—Continued.

By objects	Obligations					
	Estimate, 1935		Estimate, 1934		Actual, 1933	
	Posi- tions	Av. salary	Posi- tions	Av. salary	Posi- tions	Av. salary
PERSONAL SERVICES, FIELD—continued						
Senior clerk, class 5.....	63	\$3,000	63	\$3,000	67.3	\$3,000
Junior clerk, class 1.....	67	2,750	67	2,750	69.7	2,750
Junior clerk, class 2.....	124	2,500	124	2,500	128.9	2,500
Junior clerk, class 3.....	1,284	1,087	1,284	1,087	1,458.6	1,072
Total permanent, field.....	1,567		1,567		1,753.5	
Deduct lapses.....		2,178,920		2,178,920		2,378,507
		8,920		2,920		17,817
Deduct legislative reductions.....		2,170,000		2,176,000		2,360,690
		217,000		326,400		181,893
01 Personal services (net).....		1,953,000		1,849,600		2,178,797
Estimated savings and unobligated bal- ances.....				392,838		186,641
Total estimate or appropriation.....		1,953,000		2,242,438		2,365,438

Contingent Expenses, Foreign Service—

For stationery; blanks; record and other books; seals; presses; flags; signs; repairs, including minor alterations; repairs, supervision, preservation, and maintenance of Government-owned diplomatic and consular properties in foreign countries, and properties acquired under the Act approved May 7, 1926, as amended (U.S.C., Supp. [V.] VI, title 22, secs. 291, 296), and including also custodial service, water, materials, supplies, tools, seeds, plants, shrubs, and similar objects; newspapers (foreign and domestic); freight; postage; telegrams; advertising; ice and drinking water for office purposes; hire of motor-propelled or horse-drawn passenger-carrying vehicles, and purchase, maintenance, operation, and hire of other passenger-carrying vehicles; uniforms; furniture, household furniture and furnishings, except as provided by the Act of May 7, 1926, as amended, for Government-owned or rented buildings when in the judgment of the Secretary of State it would be in the public interest to do so, not to exceed \$75,000; typewriters and exchange of same; messenger service; operation, maintenance, and rental of launch for embassy in Turkey, not exceeding \$3,500; compensation of kavasses, guards, dragomans, porters, interpreters, translators, Chinese writers, and supervisors of construction; and compensation of agents and employees of and rent and other expenses for dispatch agencies at London, New York, San Francisco, Seattle, and New Orleans, including salaries during transit to and from their homes in the United States upon the beginning and after termination of service in foreign countries; traveling expenses, including attendance at trade and other conferences or congresses under orders of the Secretary of State as authorized by the Act approved February 23, 1931 (U.S.C., Supp. [V.] VI, title 22, sec. 16); loss by exchange; payment in advance of telephone and other similar services and rent of dispatch agencies; expenses of vice consulates and consular agencies for any of the foregoing objects; cost, not exceeding \$350 per annum each, of the tuition of Foreign Service officers assigned for the study of the languages of Asia and eastern Europe; and such other miscellaneous expenses as the President may deem necessary; **[\$1,382,000] \$1,192,270: Provided,** That no part of this appropriation shall be expended for salaries or wages of persons not American citizens performing clerical services (except interpreters, translators, and messengers), whether officially designated as clerks or not, in any foreign mission (U.S.C., title 22, secs. 16, 129, 296; U.S.C., Supp. VI, title 22, secs. 16, 291, 296; act Mar. 1, 1933, 47 Stat., p. 1575).

Estimate 1935, \$1,192,270

Appropriated 1934, \$1,382,000

By objects	Obligations					
	Estimate, 1935		Estimate, 1934		Actual, 1933	
	Posi- tions	Av. salary	Posi- tions	Av. salary	Posi- tions	Av. salary
PERSONAL SERVICES, FIELD						
Supervisor of construction.....					0.1	\$5,600
Supervisor of construction.....					0.1	4,800
Supervisor of construction.....	1	\$4,500	1	\$4,500	1	4,500
Despatch agent ¹	1	4,500	1	4,500	1	4,500
Despatch agent.....	1	4,000	1	4,000	1	4,000
Archive collator.....	2	4,000	2	4,000	2	4,000
Supervisor of construction.....	1	3,800	1	3,800	1	3,800
Supervisor of construction.....					0.6	3,600
Interpreter.....	1	3,500	1	3,500	1	3,500

¹ \$3,500 paid by Department of State, \$600 paid by Department of Agriculture, and \$400 paid by Navy Department.

Contingent Expenses, Foreign Service—Continued.

By objects	Obligations					
	Estimate, 1935		Estimate, 1934		Actual, 1933	
	Posi- tions	Av. salary	Posi- tions	Av. salary	Posi- tions	Av. salary
PERSONAL SERVICES, FIELD—continued						
Interpreter.....	1	\$3,000	1	\$3,000	1	\$3,000
Interpreter.....	2	2,750	2	2,750	2	2,750
Interpreter and translator.....	1	2,700	1	2,700	1	2,700
Interpreter.....	1	2,500	1	2,500	1	2,500
Interpreter.....	1	2,400	1	2,400	1	2,400
Supervisor of construction.....	1	2,400	1	2,400	1	2,400
Messenger and custodian.....	2	2,400	2	2,400	2	2,400
Clerk to despatch agency ²	1	2,320	1	2,320	1	2,320
Interpreter and translator.....	2	2,250	2	2,250	2	2,250
Courier.....	1	2,250			1	2,250
Clerk to despatch agency.....	1	2,200	1	2,200	1	2,200
Interpreter and translator.....	1	2,200	1	2,200	1	2,200
Translator.....	1	2,115	1	2,115	1	2,115
Custodian.....	1	2,040	1	2,040	0.8	2,040
Interpreter and translator.....	8	2,000	8	2,000	6.5	2,000
Messenger and custodian.....	1	2,000	1	2,000	2	2,000
Interpreter.....	1	1,932	1	1,932	1	1,932
Interpreter.....					1	1,960
Interpreter and translator.....	1	1,900	1	1,900	1	1,900
Messenger and custodian.....	1	1,880	1	1,880	1	1,880
Interpreter.....	1	1,880	1	1,880	1.7	1,880
Interpreter and translator.....	4	1,800	4	1,800	5	1,800
Messenger and custodian.....	3	1,800	3	1,800	3.5	1,800
Courier.....	1	1,800			0.8	1,800
Interpreter.....	2	1,780	2	1,780	1.7	1,780
Interpreter.....	1	1,776	1	1,776	1	1,776
Interpreter and guard.....	1	1,700	1	1,700	2	1,700
Interpreter and translator.....	1	1,680	1	1,680	1	1,680
Clerk to despatch agency.....	1	1,620	1	1,620	1	1,620
Messenger and custodian.....	1	1,620	1	1,620	1	1,620
Interpreter and translator.....	3	1,600	3	1,600	3.2	1,600
Interpreter.....	1	1,572	1	1,572	0.8	1,572
Interpreter and translator.....	6	1,500	6	1,500	5.8	1,500
Interpreter and guard.....	2	1,500	2	1,500	4.5	1,500
Clerk to despatch agency.....	1	1,500	1	1,500	1	1,500
Interpreter.....	1	1,464	1	1,464	0.8	1,464
Messenger and custodian.....	1	1,460	1	1,460	1	1,460
Interpreter and custodian.....	1	1,450	1	1,450	0.3	1,450
Interpreter.....	1	1,430	1	1,430	1	1,430
Messenger and custodian.....					1	1,420
Interpreter and guard.....					0.5	1,420
Telephone operator.....	1	1,420	1	1,420		
Interpreter.....	1	1,415	1	1,415	0.5	1,415
Interpreter.....	1	1,410	1	1,410	0.7	1,410
Interpreter and guard.....					2.4	1,400
Clerk to despatch agency.....	1	1,400	1	1,400	1	1,400
Interpreter and guard.....					1	1,392
Interpreter and guard.....					0.5	1,375
Interpreter and guard.....	2	1,356	2	1,356	1	1,356
Interpreter and translator.....	2	1,320	2	1,320	2.5	1,320
Messenger and custodian.....	1	1,320	1	1,320	1	1,320
Interpreter.....	1	1,306	1	1,306	0.3	1,306
Interpreter and translator.....					0.2	1,285
Interpreter and translator.....	1	1,260	1	1,260	1	1,260
Interpreter and guard.....	1	1,200				
Engineer.....	4	1,200	4	1,200	4	1,200
Interpreter and translator.....	4	1,200	4	1,200	1.6	1,200
Electrician.....	1	1,200				
Messenger and custodian.....	5	1,200	5	1,200	4.8	1,200
Clerk to despatch agency.....	1	1,200	1	1,200	1	1,200
Interpreter.....	1	1,182	1	1,182	0.8	1,182
Interpreter.....	2	1,175	2	1,175	1.7	1,175
Translator.....					0.2	1,173
Interpreter and guard.....	1	1,150	1	1,150	1	1,150
Interpreter.....	1	1,128	1	1,128	0.8	1,128
Telephone operator.....	1	1,128	1	1,128	1	1,128
Clerk to despatch agency.....	1	1,100	1	1,100	1	1,100
Messenger.....	1	1,100	1	1,100		
Interpreter.....	1	1,092	1	1,092	0.8	1,092
Assistant engineer.....	1	1,080				
Interpreter and translator.....	2	1,080	2	1,080	2	1,080
Interpreter and guard.....					2.2	1,080
Interpreter.....	1	1,048	1	1,048		
Messenger and custodian.....	1	1,030	1	1,030	1	1,030
Interpreter and translator.....	4	1,020	4	1,020	4	1,020
Messenger and custodian.....	1	1,000	1	1,000	0.8	1,000
Interpreter and guard.....					0.7	1,000
Clerk to despatch agency.....	1	1,000	1	1,000	1	1,000
Messenger and janitor.....	2	990	2	990	2	990
Interpreter.....	1	990	1	990	1	990
Messenger.....	1	983	1	983	1	983
Telephone operator.....	1	967	1	967	1	967
Interpreter and translator.....	10	960	10	960	10	960
Telephone operator and messenger.....	3	960	3	960	3	960
Telephone operator.....	1	936	1	936	1	936
Translator.....	1	930	1	930	1	930
Translator.....	1	917	1	917	1	917
Messenger.....	1	912	1	912	1	912
Messenger.....	1	903	1	903	1	903
Interpreter.....	1	902	1	902	1	902
Messenger and telephone operator.....	5	900	5	900	5	900
Watchman.....	1	900				
Telephone operator.....	1	895	1	895	1	895
Interpreter.....	1	894	1	894	1	894
Interpreter.....	1	890	1	890	1	890
Messenger.....	1	875	1	875	1	875
Interpreter.....	1	864	1	864	1	864
Messenger.....	1	846	1	846	1	846

² \$1,920 paid by Department of State and \$400 paid by Navy Department.

Contingent Expenses, Foreign Service—Continued.

By objects	Obligations					
	Estimate, 1935		Estimate, 1934		Actual, 1933	
	Posi- tions	Av. salary	Posi- tions	Av. salary	Posi- tions	Av. salary
PERSONAL SERVICES, FIELD—continued						
Interpreter and translator	4	\$840	4	\$840	4	\$840
Messenger	2	840	2	840	2	840
Messenger	1	827	1	827	1	827
Messenger	1	820	1	820	1	820
Messenger	1	816	1	816	1	816
Guard	1	810	1	810	1	810
Custodian	1	799	1	799	1	799
Custodian	1	796	1	796	1	796
Messenger	1	792	1	792	1	792
Janitor and messenger	2	790	2	790	2	790
Messenger, janitor and guard	10	780	10	780	10	780
Custodian	1	775	1	775	1	775
Translator	4	760	4	760	4	760
Porter	2	750	2	750	2	750
Messenger	4	749	4	749	4	749
Messenger	1	734	1	734	1	734
Messenger and janitor	3	733	3	733	3	733
Porter	1	728	1	728	1	728
Interpreter and translator	3	720	3	720	3	720
Messenger and janitor	11	720	11	720	11	720
Telephone operator	1	696	1	696	1	696
Messenger	1	695	1	695	1	695
Messenger	1	691	1	691	1	691
Messenger	1	690	1	690	1	690
Messenger	1	684	1	684	1	684
Messenger	1	680	1	680	1	680
Janitor	1	677	1	677	1	677
Janitor	1	676	1	676	1	676
Messenger and janitor	4	675	4	675	4	675
Messenger	1	672	1	672	1	672
Messenger and janitor	11	660	11	660	11	660
Messenger and janitor	3	658	3	658	3	658
Messenger	1	655	1	655	1	655
Messenger	1	648	1	648	1	648
Translator	1	642	1	642	1	642
Gardener	1	640	1	640	1	640
Messenger	1	637	1	637	1	637
Messenger and telephone operator	4	636	4	636	4	636
Janitor and telephone operator	2	628	2	628	2	628
Messenger	1	624	1	624	1	624
Porter	1	622	1	622	1	622
Guard	3	621	3	621	3	621
Messenger	6	620	6	620	6	620
Messenger	1	619	1	619	1	619
Custodian	1	618	1	618	1	618
Custodian	1	612	1	612	1	612
Messenger, janitor, watchman	20	600	20	600	20	600
Interpreter and translator	2	600	2	600	2	600
Chinese writer	1	600	1	600	1	600
Janitor to despatch agent	1	600	1	600	1	600
Laborer	3	600				
Elevator operator	2	540				
Messenger to despatch agent	1	460	1	460	1	460
Cleaner	4	440				
Translator and interpreter	7	428	7	428	7	428
Translator and interpreter	7	425	7	425	7	425
Relief watchman	1	420				
Charwoman	1	420				
Chinese writer	15	366	15	366	15	366
Messenger	1	335				
Messenger, janitor, guard, and custodian	292	289	292	289	292	289
Messenger, janitor, guard, and custodian	593	234	593	234	634	211
Interpreter and guard					16.3	205
All personal services, field	1,210	567,337	1,192	553,092	1,256.8	566,511
Deduct legislative reductions		56,730		83,571		42,074
01 Personal services (net)		510,607		469,521		524,437
OTHER OBLIGATIONS						
Supplies and materials:						
0200 Stationery and supplies		36,000		36,000		28,081
0201 Cleaning and toilet		14,500		14,000		13,482
0220 Scientific supplies and newspapers		23,000		20,000		28,312
0230 Fuel		250		250		250
0236 Maintenance of launch		3,500		3,500		3,500
0236 Maintenance of motor trucks		1,000		700		658
0240 Uniforms		6,500		5,000		1,913
0250 Forage		1,250		250		194
0284 Ice		5,000		5,000		4,030
0284 Garden supplies		1,500		1,500		1,201
0285 Flags and flagstaffs		1,120		1,120		582
0286 Packing cases		2,200		2,200		1,500
02 Total supplies and materials		94,820		89,520		83,703
Communication service:						
0500 Telegraph service		180,006		180,000		180,614
0510 Telephone service		51,680		48,000		47,704
0520 Other communication service		61,000		61,000		60,926
05 Total communication service		292,686		289,000		289,244
Travel expenses:						
0600 Transportation		60,950		41,000		64,575
0610 Local transportation		25,000		25,000		22,122
06 Total travel expenses		85,950		66,000		86,697
07 Transportation of things		42,921		41,243		40,000
08 Engraving		210		210		6
09 Advertising		380		380		59

Contingent Expenses, Foreign Service—Continued.

By objects	Obligations		
	Estimate, 1935	Estimate, 1934	Actual, 1933
OTHER OBLIGATIONS—continued			
Power and water:			
1020 Power	\$11,639	\$8,820	\$2,462
1040 Water	12,860	12,000	10,161
10 Total power and water	24,499	20,820	12,623
11 Rent (despatch agencies)	5,050	5,050	5,050
Repairs and alterations:			
1200 Repairs to buildings	40,000	40,000	40,617
1280 Repairs to furniture	7,000	6,000	7,611
12 Total repairs and alterations	47,000	46,000	48,228
Special and miscellaneous:			
1320 Loss by exchange		26,000	2,577
1320 Exchange appreciation		32,000	
1380 Miscellaneous	5,757	5,757	8,682
1370 Special services	4,196	3,500	3,218
1380 Rates and taxes	30,450	30,000	27,070
13 Total special and miscellaneous	40,403	97,257	41,547
Grants, subsidies, and contributions:			
2230 Gratuities	4,500	4,500	711
2240 Tuition	4,550	4,550	2,911
22 Total grants, subsidies, and contributions	9,050	9,050	3,622
Equipment:			
3010 Furniture	18,000	15,000	14,937
3017 Typewriters	15,000	5,000	8,798
3017 Duplicators, etc.			1,521
3017 Adding machines	2,000	1,000	1,131
3021 Books	5,000	3,000	2,211
3050 Miscellaneous equipment			919
3052 Bags and pouches	100	100	
30 Total equipment	40,100	24,100	29,517
Total other obligations	683,063	688,630	640,296
Grand total obligations	1,193,670	1,158,151	1,164,733
Transfer to "Salaries, Foreign Service officers while receiving instructions and in transit"		+20,000	
Proposed transfer to "Seventh International Conference of American States, Montevideo, Uruguay"		+70,000	
Transfer to "Bringing home persons charged with crime"			+300
Transfer from Department of Agriculture	-600	-600	-600
Transfer from Navy Department	-800	-800	-800
Net total obligations	1,192,270	1,246,751	1,163,633
Estimated savings and unobligated balances		135,249	286,367
Total estimate or appropriation	1,192,270	1,382,000	1,450,000

Relief and Protection of American Seamen—

For relief, protection, and burial of American seamen in foreign countries, in the Panama Canal Zone, and in the Philippine Islands, and shipwrecked American seamen in the Territory of Alaska, in the Hawaiian Islands, in Puerto Rico, and in the Virgin Islands, \$5,000 (*U.S.C., title 46, secs. 651-687; U.S.C., Supp. VI, title 46, secs. 653-682; act Mar. 1, 1933, 47 Stat., p. 1375*).

Estimate 1935, \$5,000

Appropriated 1934, \$5,000

By objects	Obligations		
	Estimate, 1935	Estimate, 1934	Actual, 1933
02 Supplies and materials (clothing)	\$100	\$100	\$2
Subsistence and support of persons:			
0320 Board and lodging	1,000	1,000	315
0350 Medical aid	1,000	1,000	100
03 Total subsistence and support of persons	2,000	2,000	415
06 Travel expenses	2,700	2,700	735
13 Special and miscellaneous	100	100	15
22 Burial expenses	100	100	154
Total obligations	5,000	5,000	1,321
Estimated savings and unobligated balances			1,137,699
Total estimate or appropriation	5,000	5,000	15,000

1 Incomplete returns.

Rescuing Shipwrecked American Seamen—

For expenses which may be incurred in the acknowledgment of the services of masters and crews of foreign vessels in rescuing American seamen or citizens from shipwreck or other catastrophe at sea, \$1,000 (*act Mar. 1, 1933, 47 Stat., p. 1375*).

Estimate 1935, **\$1,000**

Appropriated 1934, **\$1,000**

2230 Expenses of acknowledging services of masters and crews of foreign vessels when rescuing American seamen or citizens from shipwreck: Obligations—1933, \$1,000; 1934, \$1,000; 1933, \$962; unobligated balance, \$38 (incomplete returns).

Emergencies Arising in the Diplomatic and Consular Service—

To enable the President to meet unforeseen emergencies arising in the Diplomatic and Consular Service, and to extend the commercial and other interests of the United States and to meet the necessary expenses attendant upon the execution of the Neutrality Act, to be expended pursuant to the requirement of section 291 of the Revised Statutes (U.S.C., title 31, sec. 107) \$130,000 (*U.S.C., title 31, sec. 107; title 18, secs. 21–30; act Mar. 1, 1933, 47 Stat., p. 1376*).

Estimate 1935, **\$130,000**

Appropriated 1934, **\$130,000**

13 Special and miscellaneous: Obligations—1935, \$130,000; 1934, \$117,000 (estimated savings \$13,000); 1933, \$90,262 (unobligated balance, \$39,738).

United States Contributions to International Commissions, Congresses, and Bureaus—

For payment of the annual contributions, quotas, and/or expenses, including loss by exchange, in discharge of the obligations of the United States in connection with international commissions, congresses, bureaus, and other objects, as follows: Cape Spartel and Tangier Light, Coast of Morocco, \$825; International Bureau of Weights and Measures, \$4,342.50; International Bureau for Publication of Customs Tariffs, \$1,400; Pan American Union quota, \$167,576.40; \$168,762, printing and binding, \$20,000, in all, \$187,576.40; \$188,762; International Bureau of Permanent Court of Arbitration, \$2,000; Bureau of Interparliamentary Union for Promotion of International Arbitration, \$7,500; International Institute of Agriculture at Rome, Italy, \$5,400; Pan American Sanitary Bureau, \$30,024.11; \$30,236.51; International Office of Public Health, \$3,015.79; International Radiotelegraphic Convention, \$7,527; Government of Panama, \$250,000; International Hydrographic Bureau, \$5,790; \$5,404; Foreign Hospital at Capetown, \$50; International Trade-Mark Registration Bureau, \$14,330.20; International Bureau for Protection of Industrial Property, \$1,350; Gorgas Memorial Laboratory, \$50,000, of which \$5,000 shall be immediately available; American International Institute for the Protection of Childhood, \$2,000; International Statistical Bureau at The Hague, \$2,000; International Map of the World on the Millionth Scale, \$50; International Technical Committee of Aerial Legal Experts, \$250; [and] Convention Relating to Liquor Traffic in Africa, \$55; and International Prison Commission, \$4,075; in all, \$575,486; \$580,523, together with such additional sums due to increases in rates of exchange as may be necessary to pay in foreign currencies the quotas and contributions required by the several treaties, conventions or laws establishing the amount of the obligation for the fiscal years 1934 and 1935 ((1) *treaty of May 31, 1865, 14 Stat., p. 679; act Mar. 1, 1933, 47 Stat., p. 1376*; (2) *treaties of May 20, 1875, 20 Stat., p. 714, arts. 9, 10, 11; Oct. 6, 1921, 43 Stat., p. 1687, art. 2; act Mar. 1, 1933, 47 Stat., p. 1376*; (3) *treaty of July 5, 1890, 26 Stat., art. 9, p. 1520; act Mar. 1, 1933, 47 Stat., p. 1376*; (4) *U.S.C., title 22, sec. 264; title 44, Sec. 282; treaty of Feb. 20, 1928; act Mar. 1, 1933, 47 Stat., p. 1376*; (5) *treaty of Oct. 18, 1907, 36 Stat., pt. 2, pp. 2222, 2225, arts. 43, 50; act Mar. 1, 1933, 47 Stat., p. 1376*; (6) *act Mar. 1, 1933, 47 Stat., p. 1376*; (7) *treaty of June 7, 1905, 35 Stat., pt. 2, p. 1918, Art. X; acts Mar. 1, 1933, 47 Stat., p. 1376; June 16, 1933, 48 Stat., pp. 303–304*; (8) *treaties of Oct. 15, 1905, 35 Stat., pt. 2, p. 2094, Art. X; Nov. 14, 1924, 44 Stat., p. 2041, Art. 60; act Mar. 1, 1933, 47 Stat., p. 1376*; (9) *treaties of Dec. 3, 1903; Dec. 9, 1907, 35 Stat., p. 2061, Art. III; act Mar. 1, 1933, 47 Stat., p. 1376*; (10) *treaties of Nov. 3, 1906, 37 Stat., p. 1565; July 5, 1912, 37 Stat., pp. 1569–1597; Nov. 25, 1927, 45 Stat., pp. 2841, 2882; act Mar. 1, 1933, 47 Stat., p. 1376*; (11) *treaty of Nov. 18, 1903, 33 Stat., p. 2238, art. 14; act Mar. 1, 1933, 47 Stat., p. 1376*; (12) *acts Mar. 2, 1921, 41 Stat., p. 1215; Mar. 1, 1933, 47 Stat., p. 1376*; (13) *treaty of Feb. 20, 1929; 46 Stat., pt. 2, p. 497; act Mar. 1, 1933, 47 Stat., p. 1376*; (14) *treaties of Mar. 20, 1883, 25 Stat., p. 1378, art. XIII; convention of Nov. 6, 1925, Art. XIII; act Mar. 1, 1933, 47 Stat., p. 1376*; (15) *acts May 7, 1928, 45 Stat., p. 491; Mar. 1, 1933, 47 Stat., p. 1376*; (16) *acts May 3, 1928, 45 Stat., p. 487; Mar. 1, 1933, 47 Stat., p. 1376*; (17) *acts Apr. 28, 1924, 43 Stat., p. 112; Mar. 1, 1933, 47 Stat., p. 1376*; (18) *acts June 27, 1930, 46 Stat., p. 825; Mar. 1, 1933, 47 Stat., p. 1376*; (19) *convention of Sept. 10, 1919, 46 Stat., p. 2199; act Mar. 1, 1933, 47 Stat., p. 1376*; (20) *acts Feb. 14, 1931, 46 Stat., p. 1162; Mar. 1, 1933, 47 Stat., p. 1376*; (21) *U.S.C., title 22, sec. 263; act Feb. 23, 1931, 46 Stat., p. 1315*).

Estimate 1935, **\$580,523**

Appropriated 1934, **\$575,486**

[International Institute of Agriculture at Rome, Italy—]

The sum of \$48,500, or so much thereof as may be necessary, is hereby appropriated for the expenses of participation by the United States in the International Institute of Agriculture at Rome, Italy, to be expended under the direction of the Secretary of State in the following manner:

(1) Not to exceed the equivalent in United States currency of one hundred and ninety-two thousand gold francs for the payment of the quota of the United States for the support of the institute, including the shares of the Territory of Hawaii, and of the dependencies of the Philippine Islands, Puerto Rico, and the Virgin Islands.

(2) Not to exceed \$5,000 for the salary of a United States member of the permanent committee of the International Institute of Agriculture.

(3) Not to exceed \$5,500 for rent of living quarters, including heat, fuel, and light, as authorized by the Act approved June 26, 1930 (46 Stat. 818); compensation of subordinate employees without regard to the Classification Act of 1923, as amended; actual and necessary traveling expenses; and other contingent expenses incident to the maintenance of an office at Rome, Italy, for a United States member of the permanent committee of the International Institute of Agriculture] (*treaty of June 7, 1905, 35 Stat., pt. 2, p. 1918, Art. X; act June 16, 1933, 48 Stat., pp. 303–304*).

Appropriated 1934, **\$48,500**

NOTE.—Estimate for 1935 is included in estimate for "United States contributions to international commissions, congresses, and bureaus."

By objects	Obligations		
	Estimate, 1935	Estimate, 1934	Actual, 1933
PERSONAL SERVICES, FIELD			
Permanent member to Institute of Agriculture.....		Posi- tions	Av. salary
Secretary to permanent member to Institute of Agriculture.....		1	\$5,000
		1	2,150
Total, permanent, field.....		2	7,150
Add cash allowances for quarters, heat, light, etc., incident to personal services.....			1,000
All personal services, field.....			8,150
Deduct legislative reductions.....			900
01 Personal services (net).....			7,250
OTHER OBLIGATIONS			
06 Travel expenses (Institute of Agriculture).....		1,000	
13 Special and miscellaneous (Institute of Agriculture).....		1,350	
22 Grants, subsidies, and contributions.....	\$330,523	358,036	\$307,801
51 Treaty obligations.....	250,000	250,000	250,000
Total other obligations.....	580,523	610,386	557,801
Grand total obligations.....	580,523	617,636	557,801
1932 appropriation obligated in 1933.....			—1,315
1933 appropriation obligated in 1934.....		—5,400	+5,400
Net total obligations.....	580,523	612,236	561,886
Estimated savings and unobligated balances.....		11,750	929
Total estimate or appropriation.....	580,523	623,986	562,815
BY ACTIVITIES OR PROJECTS			
1. Cape Spartel and Tangier Light, coast of Morocco.....	825	825	789
2. International Bureau of Weights and Measures.....	4,343	4,343	4,343
3. International Bureau for Publication of Customs Tariffs.....	1,400	1,400	1,326
4. Pan American Union, quota.....	168,762	167,576	167,368
5. Pan American Union, printing and binding.....	20,000	20,000	20,000
6. International Bureau of Permanent Court of Arbitration.....	2,000	2,000	1,662
7. Bureau of Interparliamentary Union for Promotion of International Arbitration.....	7,500	7,500	6,347
8. International Institute of Agriculture at Rome, Italy.....	5,400	47,600	
9. Pan American Sanitary Bureau.....	30,236	30,024	29,987
10. International Office of Public Health.....	3,016	3,016	3,016
11. International Radiotelegraphic Convention.....	7,527	7,527	7,527
12. Government of Panama.....	250,000	250,000	250,000
13. International Hydrographic Bureau.....	5,404	5,790	5,789
14. Foreign Hospital at Capetown.....			50
15. International Trade-Mark Registration Bureau.....	14,330	14,330	14,330
16. International Bureau for Protection of Industrial Property.....	1,350	1,350	967
17. Gorgas Memorial Laboratory.....	50,000	50,000	40,000
18. American International Institute for the Protection of Childhood.....	2,000	2,000	2,000

United States Contributions to International Commissions, Congresses, and Bureaus—Continued.

	Obligations		
	Estimate, 1935	Estimate, 1934	Actual, 1933
BY ACTIVITIES OR PROJECTS—Continued			
19. International Statistical Bureau at The Hague.....	\$2,000	\$2,000	\$2,000
20. International Map of the World on the Millionth Scale.....	50	50	50
21. International Technical Committee of Aerial Legal Experts.....	250	250	195
22. Convention Relating to Liquor Traffic in Africa.....	55	55	55
23. International Prison Commission.....	4,075		
Total.....	580,523	617,636	557,801

International Boundary Commission, United States and Mexico—

For expenses of meeting the obligations of the United States under the treaties of 1884, 1889, 1905, [and] 1906, and 1933 between the United States and Mexico, and of compliance with public resolutions approved March 3, 1927, and February 14, 1931, and the Act making appropriations for the Department of State for the fiscal year 1933, including operation of gauging stations where necessary and their equipment; personal services and rent in the District of Columbia and elsewhere; fees for professional services at rates and in amounts to be determined by the Secretary of State; travel expenses, including transportation of effects; printing and binding; subscriptions to foreign and domestic newspapers and periodicals; purchase, exchange, maintenance, repair, and operation of motor-propelled, passenger and freight carrying vehicles; drilling and testing of dam sites, by contract if deemed necessary without regard to section 3709 of the Revised Statutes (U. S. C., title 41, sec. 5); equipment and such other miscellaneous expenses as the Secretary of State may deem proper, [\$120,000] \$110,900 [Provided, That the unexpended balance in the appropriation for the International Boundary Commission, United States and Mexico, American Section, contained in the Act making appropriations for the Department of State for the fiscal year 1933 is continued available until June 30, 1934,] (treaties of Nov. 12, 1884, 24 Stat., p. 1011; May 1, 1889, 26 Stat., p. 1513, Art. II; Public Resolutions Mar. 3, 1927, 44 Stat., pt. 2, p. 1403; and Feb. 14, 1931, 46 Stat., p. 1162; acts Mar. 4, 1931, 46 Stat., p. 1579; Mar. 1, 1933, 47 Stat., p. 1376).

Estimate 1935, \$110,900

Appropriated 1934, \$120,000

By objects	Obligations					
	Estimate, 1935		Estimate, 1934		Actual, 1933	
PERSONAL SERVICES, FIELD	Posi- tions	Av. salary	Posi- tions	Av. salary	Posi- tions	Av. salary
Professional service:						
Grade 9. Commissioner.....	1	\$10,000	1	\$10,000	1	\$10,000
Grade 5. Consulting engineer.....	1	5,200	1	5,200	1	5,200
Counsel.....	1	5,000	1	5,000	1	5,000
Engineer.....	1	4,800	1	4,800	1	4,800
Grade 4. Associate engineer.....	1	3,800	1	3,800	1	3,800
Grade 3. Assistant engineer.....	1	3,600	1	3,600	1	3,600
Office engineer.....	1	3,600	1	3,600	1	3,600
Grade 2. Assistant engineer.....	2	2,850	2	2,850	3	2,800
Grade 1. Junior engineer.....	3	2,267	3	2,267	3	2,267
Instrumentman.....	1	2,220	1	2,220	1	2,220
Draftsman.....	1	2,040	1	2,040	1	2,040
Subprofessional service:						
Grade 5. Draftsman.....	1	1,920	1	1,920	1	1,920
Junior engineer.....	1	1,920	1	1,920	2	1,860
Gage reader.....	1	1,800	1	1,800	1	1,800
Grade 4. Instrumentman.....	1	1,680	1	1,680	1	1,680
Garageman.....	1	1,620	1	1,620	1	1,620
Grade 3. Rodman.....	1	1,500	1	1,500	1	1,500
Tracer.....	1	1,440	1	1,440	1	1,440
Grade 2. Chainman.....	2	1,320	2	1,320	2	1,320
Gage reader.....	2	1,200	1	1,200	1	1,200
Clerical, administrative, and fiscal service:						
Grade 11. Secretary.....	1	4,000	1	4,000	1	4,000
Grade 10. Chief clerk and assistant secretary.....	1	3,600	1	3,600	1	3,600
Grade 4. Stenographer.....	1	1,800	1	1,800	1	1,800
Grade 3. Clerk.....	2	1,650	2	1,650	2	1,650
Total permanent, field.....	30	82,380	29	81,180	31	85,680
Deduct lapses and administrative furloughs.....				1,168		5,400
Net permanent, field.....		82,380		80,012		80,280
Temporary employees, field.....		14,631		14,631		18,380
All personal services, field.....		97,011		94,643		98,660
Deduct legislative reductions.....		9,700		14,372		9,983
01 Personal services (net).....		87,311		80,271		88,677

International Boundary Commission, United States and Mexico—Con.

By objects	Obligations		
	Estimate, 1935	Estimate, 1934	Actual, 1933
OTHER OBLIGATIONS			
02 Supplies and materials.....	\$5,000	\$5,000	\$4,834
04 Storage and care of automobiles.....	500	500	283
05 Communication service.....	800	800	1,100
06 Travel expenses.....	5,000	5,000	6,165
07 Transportation of things.....	500	500	461
08 Printing, binding, and photography.....	2,550	3,800	1,477
10 Water, electricity, etc.....	50	50	39
11 Rents.....	3,450	3,450	3,741
12 Repairs and alterations.....	2,000	2,000	2,163
30 Equipment.....	3,039	3,039	1,102
32 Construction materials.....	700	700	644
Total other obligations.....	23,589	24,839	22,009
Grand total obligations.....	110,900	105,110	110,686
1933 appropriation obligated in 1933.....			-70,000
Net total obligations.....	110,900	105,110	40,686
Estimated savings and unobligated balances.....		14,890	29,314
Total estimate or appropriation.....	110,900	120,000	70,000

National Industrial Recovery, International Boundary Commission, United States and Mexico—

By objects	Obligations					
	Estimate, 1935		Estimate, 1934		Actual, 1933	
	Posi- tions	Av. salary	Posi- tions	Av. salary	Posi- tions	Av. salary
01 Salaries and wages of temporary employees.....				\$1,200		
02 Supplies and materials.....				300		
Total.....				1,500		
Received by transfers from Federal Emergency Administration of Public Works.....				-1,500		
Lower Rio Grande flood control						
PERSONAL SERVICES, FIELD						
Professional service:						
Grade 5. Project engineer.....	1	\$5,000	1	\$5,000		
Grade 3. Chief clerk.....	1	3,600	1	3,600		
Office engineer.....	1	3,000	1	3,000		
Assistant attorney.....	1	3,000	1	3,000		
Grade 2. Assistant engineer.....	4	2,600	4	2,600		
Grade 1. Junior engineer.....	4	2,400	4	2,400		
Draftsman.....	2	2,400	2	2,400		
Junior engineer.....	6	2,100	6	2,100		
Instrumentman.....	4	2,100	4	2,100		
Draftsman.....	4	2,100	4	2,100		
Subprofessional service:						
Grade 5. Draftsman.....	2	1,920	2	1,920		
Clerical, administrative, and fiscal service:						
Grade 8. Disbursing officer.....	1	3,000	1	3,000		
Grade 4. Stenographer.....	1	1,800	1	1,800		
Clerk.....	1	1,800	1	1,800		
Grade 3. Instrumentman.....	4	1,600	4	1,600		
Grade 2. Rodman.....	12	1,440	12	1,440		
Clerk.....	2	1,440	2	1,440		
Tracer.....	2	1,440	2	1,440		
Chainman.....	4	1,320	4	1,320		
Grade 1. Stenographer.....	2	1,200	2	1,200		
Total, field.....	59	58,280	59	57,706		
Salaries and wages of temporary employees, field.....		11,720		13,094		
01 Total personal services.....		70,000		91,800		
OTHER OBLIGATIONS						
02 Supplies and materials.....		5,000		7,700		
05 Communication service.....		600		600		
06 Travel expenses.....		2,400		3,000		
08 Printing and binding.....		1,500		1,500		
11 Rent.....		3,000		2,000		
12 Repairs and alterations.....		1,800		1,200		
13 Special and miscellaneous current expenses.....		1,000		1,000		
30 Equipment.....		2,000		12,000		
32 Structures.....		562,700		729,200		
Total other obligations.....		580,000		758,200		
Grand total.....		650,000		850,000		
1934 appropriation obligated in 1935.....				+650,000		
Received by transfer from Federal Emergency Administration of Public Works.....				-1,500,000		

¹ Based on 6 months, fiscal year 1935.

² Based on 8 months, fiscal year 1934.

Nogales flood control project, International Boundary Commission, United States and Mexico—Continued.

By objects	Obligations					
	Estimate, 1935		Estimate, 1934		Actual, 1933	
<i>Nogales flood control project</i>						
PERSONAL SERVICES, FIELD						
Professional service:	Posi-	Av.	Posi-	Av.	Posi-	Av.
Grade 5. Engineer	tions	salary	tions	salary	tions	salary
Grade 3. Assistant engineer	0.5	\$4,800	0.6	\$4,800		
Office engineer	.5	3,600	.7	3,600		
Subprofessional service:						
Grade 8. Draftsman	.5	2,700	.6	2,700		
Grade 7. Instrumentman	1	2,220	1	2,220		
Grade 2. Chainman	1	1,500	1.1	1,500		
Rodman	1	1,500	1.1	1,500		
Inspector	1	1,500	1	1,500		
Clerical, administrative and fiscal service:						
Grade 7. Chief of party	.5	2,700	.6	2,700		
Grade 4. Clerk	1	1,800	1	1,800		
Grade 2. Clerk	.5	1,500	.6	1,500		
Total permanent, field	8	17,970	9	20,815		
Temporary employees, field		1,000		4,440		
01 Total personal services		18,970		25,255		
OTHER OBLIGATIONS						
02 Supplies and materials		325		1,375		
03 Communication service		50		100		
06 Travel expenses		500		1,500		
08 Printing and binding		500		1,000		
11 Rent		220		500		
12 Repairs and alterations		100		500		
13 Special and miscellaneous		500		1,500		
30 Equipment		500		2,000		
32 Structures		78,335		299,270		
Total other obligations		81,030		307,745		
Grand total obligations		100,000		333,000		
1934 appropriation obligated in 1935		-100,000		-100,000		
Received by transfer from Federal Emergency Administration of Public Works				-433,000		
Total estimate or appropriation						

International Boundary Commission, United States and Canada and Alaska and Canada—

To enable the President to perform the obligations of the United States under the treaty between the United States and Great Britain in respect of Canada, signed February 24, 1925; for salaries and expenses, including the salary of the commissioner and salaries of the necessary engineers, clerks, and other employees for duty at the seat of government and in the field; cost of office equipment and supplies; necessary traveling expenses; commutation of subsistence to employees while on field duty, not to exceed \$4 per day each; for payment for timber necessarily cut in keeping the boundary line clear, not to exceed \$500; and for all other necessary and reasonable expenses incurred by the United States in maintaining an effective demarcation of the international boundary line between the United States and Canada and Alaska and Canada under the terms of the treaty aforesaid, including the completion of such remaining work as may be required under the award of the Alaskan Boundary Tribunal and existing treaties between the United States and Great Britain, to be disbursed under the direction of the Secretary of State, **[\$40,000]** \$38,895 (treaty of Feb. 24, 1925, 44 Stat., pt. 2, p. 110; act Mar. 1, 1933, 47 Stat., p. 1377).

Estimate 1935, **\$38,895**

Appropriated 1934, **\$40,000**

By objects	Obligations					
	Estimate, 1935		Estimate, 1934		Actual, 1933	
PERSONAL SERVICES, FIELD	Posi-	Av.	Posi-	Av.	Posi-	Av.
Preprofessional service:	tions	salary	tions	salary	tions	salary
Grade 8. Commissioner	1	\$8,000	1	\$8,000	1	\$8,000
Grade 5. Engineer to the commission	1	5,400	1	5,400	1	5,400
Topographic engineer	1	4,600	1	4,600	1	4,600
Geodetic engineer	1	4,600	1	4,600	1	4,600
Clerical, administrative, and fiscal service:						
Grade 10. Secretary and disbursing officer	1	3,600	1	3,600	1	3,600
Net permanent, field	5	26,200	5	26,200	5	26,200
Temporary employees, field		5,850		3,920		1,045
All personal services, field		32,050		30,120		27,245
Add cash allowances for quarters, heat, light, etc., incident to personal services		4,725		3,570		219
Total salaries and allowances		36,775		33,690		27,464
Deduct legislative reductions		3,670		5,054		2,762
01 Personal services (net)		33,105		28,636		24,702

International Boundary Commission, United States and Canada and Alaska and Canada—Continued.

By objects	Obligations		
	Estimate, 1935	Estimate, 1934	Actual, 1933
OTHER OBLIGATIONS			
02 Supplies and materials	\$375	\$378	\$171
05 Communication service	100	100	88
Travel expenses:			
0600 Railroad and Pullman fares	845	845	645
0630 Per diem and subsistence, permanent employees	2,395	2,395	776
0670 Movement of field hands along the boundary	600	600	221
06 Total travel expenses	3,840	3,840	1,642
07 Transportation of things	475	475	457
12 Repairs and alterations	200	200	105
13 Special and miscellaneous expenses	40	40	5
30 Equipment	400	400	52
32 Structures, monuments, range marks, etc.	360	360	
Total other obligations	5,790	5,793	2,520
Net total obligations	38,895	34,429	27,222
Estimated savings and unobligated balances		5,571	2,778
Total estimate or appropriation	38,895	40,000	30,000

National Industrial Recovery, International Boundary Commission, United States and Canada and Alaska and Canada—

By objects	Obligations		
	Estimate, 1935	Estimate, 1934	Actual, 1933
Work supplementing regular activities			
PERSONAL SERVICES, FIELD			
01 Temporary employees, field		\$10,480	
OTHER OBLIGATIONS			
02 Materials and supplies		405	
05 Communication service		12	
Travel expenses:			
0600 Railroad and Pullman fares		150	
0630 Per diem subsistence		460	
0670 Movement of field parties along boundary		400	
06 Total travel expenses		1,010	
07 Transportation of things		450	
30 Equipment		643	
Total		13,000	
Special projects			
32 Structures (range mark beacons on Boundary Bay, Wash.)		13,500	
Grand total		26,500	
Received by transfer from Federal Emergency Administration of Public Works		-26,500	

Waterways Treaty, United States and Great Britain—

For salaries and expenses, including salaries of commissioners and salaries of clerks and other employees appointed by the commissioners on the part of the United States, with the approval solely of the Secretary of State; for necessary traveling expenses, and for expenses incident to holding hearings and conferences at such places in Canada and in the United States as shall be determined by the commission or by the American commissioners to be necessary, including travel expense and compensation of necessary witnesses, making necessary transcript of testimony and proceedings; for cost of law books, books of reference and periodicals, office equipment and supplies; and for one-half of all reasonable and necessary joint expenses of the International Joint Commission incurred under the terms of the treaty between the United States and Great Britain concerning the use of boundary waters between the United States and Canada, and for other purposes, signed January 11, 1909, **[\$30,400]** \$29,970, to be disbursed under the direction of the Secretary of State: *Provided*, That traveling expenses of the commissioners, secretary, and necessary employees shall be allowed in accordance with the provisions of the Subsistence Expense Act of 1926, as amended (U.S.C., Supp. VI, title 5, ch. 16).

For an additional amount for necessary special or technical investigations in connection with matters which fall within the

scope of the jurisdiction of the International Joint Commission, including personal services in the District of Columbia or elsewhere, traveling expenses, procurement of technical and scientific equipment, and the purchase, exchange, hire, maintenance, repair, and operation of motor-propelled and horse-drawn passenger-carrying vehicles, [\$77,000] \$54,200, to be disbursed under the direction of the Secretary of State, who is authorized to transfer to any department or independent establishment of the Government, with the consent of the head thereof, any part of this amount for direct expenditure by such department or establishment for the purposes of this appropriation (*treaty of Jan. 11, 1909, 36 Stat., p. 2453, art. 12; U.S.C., title 22, sec. 268; acts June 13, 1902, 32 Stat., p. 373, sec. 4; Mar. 1, 1933, 47 Stat., p. 1377*).

Estimate 1935, **\$84,170**

Appropriated 1934, **\$107,400**

By objects	Obligations					
	Estimate, 1935		Estimate, 1934		Actual, 1933	
<i>International Joint Commission proper</i>						
PERSONAL SERVICES, FIELD	Posi- tions	Av. salary	Posi- tions	Av. salary	Posi- tions	Av. salary
Clerical, administrative, and fiscal service:						
Grade 12. Commissioner.....	3	\$5,000	3	\$5,000	3	\$7,500
Secretary.....	1	5,000	1	5,000	1	5,000
Grade 8. Assistant to the secretary.....	1	3,000	1	3,000	1	3,000
Grade 6. Clerk and secretary to chair- man.....	1	2,400	1	2,400	1	2,400
Total permanent, field.....	6	25,400	6	25,400	6	32,900
Deduct lapses and administrative furloughs.....						1,904
Net permanent, field.....		25,400		25,400		30,996
Temporary employees, field.....		400				214
All personal services, field.....		25,800		25,400		31,210
Deduct legislative reductions.....		2,580		3,810		8,800
01 Personal services (net).....		23,220		21,590		22,410
OTHER OBLIGATIONS						
02 Supplies and materials.....		150		100		38
05 Communication service.....		300		200		197
06 Travel expenses.....		4,100		2,746		328
13 Special and miscellaneous.....		2,100		1,400		207
30 Equipment.....		100		100		73
Total other obligations.....		6,750		4,546		843
Net total obligations.....		29,970		26,136		23,253
Estimated savings and unobligated bal- ances.....				4,264		12,602
Total estimate or appropriation for Commission proper.....		29,970		30,400		35,855
<i>Smelter Fumes Investigation</i>						
PERSONAL SERVICES, FIELD	Posi- tions	Av. salary	Posi- tions	Av. salary	Posi- tions	Av. salary
Professional service:						
Grade 5. Senior pathologist.....			1	\$4,800	0.9	\$4,800
Grade 4. Chemist.....			1	3,800	0.6	3,800
Grade 2. Junior chemist.....			2	2,000	2	2,000
Subprofessional service:						
Grade 7. Principal scientific aid.....					0.2	2,400
Net permanent, field.....			4	12,600	3.7	10,817
Temporary employees, field.....				1,885		2,005
All personal services, field.....				14,485		12,822
Deduct legislative reductions.....				2,173		1,253
Personal services (net).....				12,312		11,569
OTHER OBLIGATIONS						
02 Supplies and materials.....				515		577
04 Subsistence and care of animals, and storage and care of vehicles (service).....				30		24
05 Communication service.....				45		47
06 Travel expenses.....			2,580		3,381	
07 Transportation of things (service).....				113		140
08 Printing, engraving, and lithographing.....				10		73
10 Furnishing of heat, light, and power.....				500		800
11 Rents.....				460		539
12 Repairs and alterations.....				35		205
13 Special and miscellaneous current ex- penses.....				100		135
30 Equipment.....				400		1,011
Total other obligations.....				4,788		6,932
Grand total, obligations.....				17,100		18,501
Estimated savings and unobligated balance.....				1,900		1,499
Total estimate or appropriation for smelter fumes investigation.....				19,000		20,000

Waterways Treaty, United States and Great Britain—Continued.

By objects	Obligations		
	Estimate, 1935	Estimate, 1934	Actual, 1933
<i>Investigation of rivers</i>			
Transfer to Interior Department (see sched- ule by activities or projects).....	\$58,000	\$52,200	\$61,967
Estimated savings and unobligated bal- ances.....		5,800	33
Deduct legislative reductions.....	3,800		
Total estimate or appropriation for investigation of rivers.....	54,200	58,000	62,000
Grand total, estimate or appropri- ation.....	84,170	107,400	117,855
BY ACTIVITIES OR PROJECTS			
1. Commission proper at Washington.....	\$29,970	\$26,136	\$23,253
2. Smelter fumes investigation (transfer to Department of Agriculture).....		17,100	18,501
3. Investigation of rivers (transfer to Inter- ior Department):			
(a) Roseau investigation.....	8,000	8,500	10,379
(b) Rainy Lake and Pigeon River in- vestigation.....	2,700		
(c) Milk and St. Mary investigation.....	7,500	8,000	9,082
(d) Kootenai investigation: Geological survey portion.....	15,000	16,000	22,597
Bureau of Agricultural Engi- neering (transfer at request of Interior).....	3,800	4,000	6,300
(e) Investigations of rivers west of Kootenai.....	4,700	4,200	4,673
(f) Washington office studies.....	9,100	8,000	8,936
(g) Emergency and miscellaneous ex- penses.....	3,400	3,500	
Total investigation of rivers.....	54,200	52,200	61,967
Total.....	84,170	95,436	103,721

Mixed Claims Commission, United States and Germany—

【Mixed Claims Commission United States and Germany: For expenses of determining the amounts of claims against Germany by the Mixed Claims Commission established under the agreement concluded between the United States and Germany on August 10, 1922, and subsequent agreement between those Governments, for the determination of the amount to be paid by Germany in satisfaction of the financial obligations of Germany under the treaty concluded between the Governments of the United States and Germany on August 25, 1921, including the expenses which under the terms of such agreement of August 10, 1922, are chargeable in part to the United States, and the preparation of a final report by the American Commissioner and the orderly arrangement for preservation and disposition of the records of the Commission; and the expenses of an agency of the United States to perform all necessary services in connection with the preparation of claims and the presentation thereof before said Mixed Claims Commission, and the preparation of a final report of the agent and the orderly arrangement for preservation of the records of the agency and the disposition of property jointly owned by the two Governments, including salaries of an agent and necessary counsel and other assistants and employees, rent in the District of Columbia, employment of special counsel, translators, and other technical experts, by contract, without regard to the provisions of any statute relative to employment, and for contract stenographic reporting services without regard to section 3709 of the Revised Statutes (U.S.C., title 41, sec. 5), law books and books of reference, printing and binding, contingent expenses, traveling expenses, press-clipping service, for all necessary and appropriate expenses in connection with proceedings under the Act entitled "An Act to amend the Act approved July 3, 1930 (46 Stat., p. 1005), authorizing Commissioners of members of international tribunals to administer oaths, and so forth", approved June 7, 1933, including stenographic transcripts of the testimony of witnesses, and such other expenses in the United States and elsewhere as the President may deem proper, fiscal year 1934, \$35,700】 (*treaties of Aug. 25, 1921, 42 Stat., pt. 2, p. 117; agreement of Aug. 10, 1922, 42 Stat., pt. 2, p. 378; act June 16, 1933, 48 Stat., pp. 278-279*).

Appropriated 1934, **\$35,700**

Mixed Claims Commission, United States and Germany—Continued.

By objects	Obligations					
	Estimate, 1935		Estimate, 1934		Actual, 1933	
PERSONAL SERVICES, FIELD	Posi- tions	Av. salary	Posi- tions	Av. salary	Posi- tions	Av. salary
Professional service:						
Grade 9. American commissioner			0.3	\$10,000	1	\$12,000
American agent			.2	10,000	1	12,000
Grade 7. Counsel and assistant to the agent			.3	7,500	1	7,500
Grade 4. Attorney			.2	4,000	1	4,000
Clerical, administrative, and fiscal service:						
Grade 12. Secretary to American commissioner and joint secretary on part of United States			.2	4,800	1	4,800
Grade 11. Administrative and disbursing officer			.3	4,000	1	4,000
Grade 4. Stenographer			1.1	1,904	5.4	1,983
Clerk			.1	1,920	2	1,990
Grade 1. Office assistant			.1	1,380	1	1,380
File clerk			.2	1,360	2	1,360
Custodial service:						
Grade 2. Messenger			.2	1,260	1	1,260
Skilled laborer			.1	1,200	1	1,200
Total permanent, field			3.3	13,071	18.4	64,959
Deduct lapses						944
Net permanent, field				13,071		64,015
Deduct legislative reductions				1,960		8,744
Moiety charges				11,111		55,271
				848		4,050
01 Personal services (net)				11,959		50,321
OTHER OBLIGATIONS						
02 Supplies and materials				100		367
05 Communication service				728		1,320
06 Travel expenses				350		172
07 Transportation of things				400		
08 Stenographic transcripts, photographic service, and printing and binding				4,025		2,833
11 Rent				3,923		8,717
12 Repairs and alterations				34		37
13 Special and miscellaneous				320		89
30 Equipment				25		89
Total other obligations				9,905		13,624
Grand total obligations				21,864		72,945
1932 appropriation obligated in 1933						-32,945
Net total obligations				21,864		40,000
Estimated savings and unobligated balances				13,836		
Total estimate or appropriation				35,700		40,000

International Fisheries Commission—

For the share of the United States of the expenses of the International Fisheries Commission, under the convention between the United States and Great Britain, concluded May 9, 1930, including salaries of two members and other employees of the commission, traveling expenses, charter of vessels, purchase of books, periodicals, furniture, and scientific instruments, contingent expenses, rent in the District of Columbia, and such other expenses in the United States and elsewhere as the Secretary of State may deem proper, to be disbursed under the direction of the Secretary of State, \$31,500 (*treaties of Mar. 2, 1923, 43 Stat., pt. 2, p. 1841; convention of May 9, 1930; acts June 7, 1924, 43 Stat., p. 650, sec. 11; Mar. 1, 1933, 47 Stat., p. 1378*).

Estimate 1935, **\$31,500**Appropriated 1934, **\$31,500**

By objects	Obligations					
	Estimate, 1935		Estimate, 1934		Actual, 1933	
PERSONAL SERVICES, FIELD	Posi- tions	Av. salary	Posi- tions	Av. salary	Posi- tions	Av. salary
Professional service:						
Grade 6. Director of investigations	1	\$6,000	1	\$6,000	1	\$6,000
Grade 4. Assistant director	1	4,200	1	4,200	1	4,200
Grade 3. Scientific assistant	1	3,360	1	3,360	1	3,360
Grade 2. Scientific assistant	1	2,700	1	2,700	1	2,700
Grade 1. Scientific assistant	2	2,334	2	2,334	2	2,334
Subprofessional service:						
Grade 6. Librarian	1	2,004	1	2,004	1	2,004
Statistical assistant	1	2,004	1	2,004	1	2,004
Grade 5. Bookkeeper	1	1,860	1	1,860	1	1,860
Scientific aid	1	1,800	1	1,800	1	1,800
Grade 4. Statistical assistant	1	1,680	1	1,680	1	1,680
Clerical, administrative, and fiscal service:						
Grade 1. Clerk	3	800	3	800	3	800
Total permanent, field	14	32,676	14	32,676	14	32,676

International Fisheries Commission—Continued.

By objects	Obligations		
	Estimate, 1935	Estimate, 1934	Actual, 1933
PERSONAL SERVICES, FIELD—continued			
Deduct lapses and administrative furloughs		\$1,048	\$254
Net permanent, field	\$32,676	31,628	32,422
Temporary employees, field	7,383	5,675	5,113
All personal services, field	40,059	37,303	37,535
Deduct salary reductions made by agreement with Canada (5 percent July 1, 1932, to Mar. 31, 1933, and 10 percent for balance of fiscal year 1933 and entire fiscal year 1934)		3,268	2,042
Total cash paid salaries and wages	40,059	34,035	35,493
Deduct one half chargeable to Canada	20,030	17,018	17,746
01 Personal services (net)	20,029	17,017	17,747
OTHER OBLIGATIONS			
02 Supplies and materials	500	500	383
05 Communication service	250	250	241
06 Travel expenses, vessel charter, etc.	7,700	5,625	3,489
07 Transportation of things (service)	50	50	33
08 Printing and binding	1,500	1,500	94
11 Rent	383	383	383
13 Special and miscellaneous expenses	88	88	88
30 Equipment	1,000	1,087	1,087
Total other obligations	11,471	9,483	5,798
Net total obligations	31,500	26,500	23,545
Estimated savings and unobligated balances		5,000	1,455
Total estimate or appropriation	31,500	31,500	25,000

International Radiotelegraphic Conference—

【The unexpended balance of the appropriation "International Radiotelegraph Conference, Madrid, Spain, 1933", shall be available for any North American radio conference or conferences, growing out of the Madrid conference, to be held in Mexico City or elsewhere, including personal services without reference to the Classification Act of 1923, as amended, in the District of Columbia and elsewhere; stenographic reporting and translating services by contract if deemed necessary without regard to the provisions of section 3709 of the Revised Statutes (U. S. C., title 41, sec. 5); rent; traveling expenses; purchase of necessary books and documents; official cards; newspapers and periodicals; printing and binding; entertainment; and such other expenses as may be authorized by the Secretary of State, to be immediately available and to remain available until June 30, 1934】(*act Mar. 1, 1933, 47 Stat., p. 1378*).

By objects	Obligations		
	Estimate, 1935	Estimate, 1934	Actual, 1933
PERSONAL SERVICES, FIELD			
Temporary employees, field		\$2,400	\$15,365
Deduct legislative reductions		360	653
01 Personal services (net)		2,040	14,712
OTHER OBLIGATIONS			
02 Supplies and materials		125	2,309
05 Communication service		600	220
06 Travel expenses		6,699	30,481
07 Transportation of things			807
08 Printing and binding			4,700
11 Rent		1,040	7,590
13 Special and miscellaneous		3,446	1,431
30 Equipment		50	697
Total other obligations		11,960	48,235
Grand total obligations		14,000	62,947
1933 appropriation obligated in 1934		-14,000	+14,000
Net total obligations			76,947
Estimated savings and unobligated balances			3,053
Total estimate or appropriation			80,000

Salaries and Expenses, United States Court for China^a—

^a The United States Court for China was transferred to the Department of Justice by Executive Order No. 6166, June 10, 1933.

Expenses of Prisons for American Convicts—

For expenses of maintaining in China, the former Ottoman Empire, Egypt, Ethiopia, Morocco, and Muscat institutions for incarcerating American convicts and persons declared insane by [the United States Court for China or] any consular court; wages of prison keepers; rent of quarters for prisons; ice and drinking water for prison purposes; and for the expenses of keeping, feeding, and transportation of prisoners and persons declared insane by [the United States Court for China or] any consular court in China, the former Ottoman Empire, Egypt, Ethiopia, Morocco, and Muscat, so much as may be necessary; **\$6,600** *\$1,250* (U.S.C., title 22, secs. 174, 175; *act Mar. 1, 1933, 47 Stat., p. 1378*).

Estimate 1935, **\$1,250**Appropriated 1934, **\$6,600**

By objects	Obligations		
	Estimate, 1935	Estimate, 1934	Actual, 1933
PERSONAL SERVICES, FIELD			
Temporary employees, field.....	\$60	\$187	\$718
Deduct legislative reductions.....		27	33
01 Personal services (net).....	60	160	685
OTHER OBLIGATIONS			
02 Supplies and materials.....	25	25	46
03 Subsistence and support of persons.....	263	263	312
06 Travel expenses.....	855	855	607
12 Repairs and alterations.....			2
13 Special and miscellaneous.....	35	35	9
30 Equipment.....	12	12	
Total other obligations.....	1,190	1,190	976
Grand total obligations.....	1,250	1,350	1,661
Transfer to Department of Justice.....		+4,000	
Net total obligations.....	1,250	5,350	1,661
Estimated savings and unobligated balances.....		1,250	5,939
Total estimate or appropriation.....	1,250	6,600	7,600

Bringing Home Persons Charged with Crime—

For every expenditure requisite for or incident to the bringing home from foreign countries of persons charged with crime as authorized by section 5275 of the Revised Statutes (U.S.C., title 18, sec. 659), **\$2,000** (U.S.C., title 18, sec. 659; *act Mar. 1, 1933, 47 Stat., p. 1378*).

Estimate 1935, **\$2,000**Appropriated 1934, **\$2,000**

By objects	Obligations		
	Estimate, 1935	Estimate, 1934	Actual, 1933
PERSONAL SERVICES, FIELD			
0130 Authentications and court fees.....	\$250	\$250	\$26
0150 Court expenses.....	250	250	890
01 Personal services (net).....	500	500	916
06 Travel expenses.....	1,500	1,500	1,553
Grand total obligations.....	2,000	2,000	¹ 2,469
Transfer from appropriation for "Contingent expenses, Foreign Service", 1933.....			-300
Net total obligations.....	2,000	2,000	2,169
Estimated savings and unobligated balances.....			² -169
Total estimate or appropriation.....	2,000	2,000	2,000

¹ Incomplete returns.² Debit balance.

Section 3709 of the Revised Statutes (U. S. C., title 41, sec. 5) shall not apply to any purchase or service rendered payable from the foregoing appropriations when the aggregate amount involved does not exceed \$100 or when the purchase or service relates to the packing of personal and household effects of Diplomatic, Consular, and Foreign Service officers and clerks for foreign shipment (U. S. C., title 41, sec. 5; *act Mar. 1, 1933, 47 Stat., p. 1379*).

No portion of the sums appropriated in Title I of this Act, shall, unless expressly authorized, be expended for rent or rental allowances in the District of Columbia or elsewhere in the United States (*act Mar. 1, 1933, 47 Stat., p. 1379*).

Wherever the Secretary of State, in his discretion, procures information on behalf of corporations, firms, and individuals, the expense of cablegrams and telephone service involved may be charged against the respective appropriations for the service utilized; and reimbursement therefor shall be required from those for whom the information was procured and, when made, be credited to the appropriation under which the expenditure was charged (*act Mar. 1, 1933, 47 Stat., p. 1379*).

International Monetary and Economic Conference—

By objects	Obligations		
	Estimate, 1935	Estimate, 1934	Actual, 1933
PERSONAL SERVICES, FIELD			
Temporary employees, field.....		\$20,000	\$2,878
Deduct legislative reductions.....		3,000	318
01 Personal services (net).....		17,000	2,560
OTHER OBLIGATIONS			
02 Supplies and materials.....		1,000	618
05 Communication service.....		10,000	4,594
06 Travel expenses.....		40,000	28,257
07 Transportation of things.....		500	234
08 Printing and binding.....		1,000	245
11 Rent.....		30,000	12,287
13 Special and miscellaneous.....		3,500	100
30 Equipment.....		1,000	667
Total other obligations.....		87,000	47,002
Grand total obligations.....		104,000	49,562
1932 appropriation obligated in 1933.....			-40,000
1933 appropriation obligated in 1934.....		-104,000	+104,000
Net total obligations.....			113,562
Estimated savings and unobligated balances.....			161,438
Total estimate or appropriation.....			275,000

Seventh International Conference of American States at Montevideo—

By objects	Obligations		
	Estimate, 1935	Estimate, 1934	Actual, 1933
PERSONAL SERVICES, FIELD			
Temporary employees, field.....		\$5,950	
Deduct legislative reductions in compensation.....		892	
01 Personal services (net).....		5,058	
OTHER OBLIGATIONS			
02 Supplies and materials.....		648	
05 Communication service.....		12,000	
06 Travel expenses.....		31,852	
07 Transportation of things.....		500	
08 Printing and binding.....		4,200	
11 Rent.....		7,380	
13 Special and miscellaneous.....		6,970	
30 Equipment.....		500	
Total other obligations.....		64,050	
Net total obligations.....		69,108	
Estimated savings and unobligated balance.....		892	
Total amount available.....		70,000	
Deduct transfer from "Contingent expenses, Foreign Service".....		-70,000	

General Disarmament Conference, Geneva, Switzerland—

By objects	Obligations		
	Estimate, 1935	Estimate, 1934	Actual, 1933
PERSONAL SERVICES, FIELD			
Temporary employees, field.....		\$25,000	\$24,359
Deduct legislative reductions.....		3,750	2,459
01 Personal services (net).....		21,250	21,900

General Disarmament Conference, Geneva, Switzerland—Continued.

By objects	Obligations		
	Estimate, 1935	Estimate, 1934	Actual, 1933
OTHER OBLIGATIONS			
02 Supplies and materials		\$500	\$522
05 Communication service		18,000	15,948
06 Travel expenses		50,000	38,942
07 Transportation of things		1,000	1,181
08 Printing and binding		1,000	56
11 Rent		35,000	15,418
13 Special and miscellaneous		3,250	630
Total other obligations		108,750	72,697
Grand total obligations		130,000	94,597
1932 appropriation obligated in 1933			-108,075
1933 appropriation obligated in 1934		-130,000	+130,000
Net total obligations			116,522
Estimated savings and unobligated balances			33,478
Total estimate or appropriation			150,000

Inter-American High Commission—

By objects	Obligations		
	Estimate, 1935	Estimate, 1934	Actual, 1933
PERSONAL SERVICES, FIELD			
Clerical, administrative, and fiscal service:			No. aver-
Grade 8. Research assistant			posi- age
Grade 7. Research assistant			tions salary
Grade 3. Senior typist			1 \$3,000
Grade 2. Stenographer-typist			1 2,700
Stenographer-typist			1 1,680
			1 1,500
			1 1,440
Total permanent, field			5 10,320
Deduct lapses			1,082
Net permanent, field			9,238
Deduct legislative reductions			960
01 Personal services (net)			8,278
OTHER OBLIGATIONS			
02 Supplies and materials			5
05 Communication service			21
12 Repairs and alterations			10
Total other obligations			36
Net total obligations			8,314
Estimated savings and unobligated balances			1,686
Total estimate or appropriation			10,000

Investigation of Fisheries, Passamaquoddy and Cobscook Bays by United States and Canada—

By objects	Obligations		
	Estimate, 1935	Estimate, 1934	Actual, 1933
PERSONAL SERVICES, FIELD			
Temporary employees, field			\$22,180
Deduct one half payable by Canada			11,090
01 Personal services (net)			11,090
OTHER OBLIGATIONS			
02 Supplies and materials			1,111
05 Communication service			108
06 Travel expenses			1,412
07 Transportation of things			217
08 Printing and binding			89
10 Heat, light, and power services			2
11 Rent			8
12 Repairs and alterations			296
13 Special and miscellaneous			12
30 Equipment			1,308
Total other obligations			4,563
Grand total obligations			15,653
1932 appropriation obligated in 1933			-15,653
Total estimate or appropriation			

General Claims Commission, United States and Panama—

By objects	Obligations					
	Estimate, 1935		Estimate, 1934		Actual, 1933	
PERSONAL SERVICES, FIELD	Posi- tions	Av. salary	Posi- tions	Av. salary	Posi- tions	Av. salary
Professional service:						
Grade 9. Presiding commissioner.....					0.5	\$15,000
Commissioner.....					0.7	11,000
Grade 4. Secretary and counsel.....					0.5	4,000
Special counsel.....					1	3,800
Grade 3. Special counsel.....					1	3,200
Grade 2. Secretary and counsel.....					0.5	3,000
Counsel.....					1	2,600
Clerical, administrative, and fiscal service:						
Grade 8. Secretary.....					0.8	3,000
Grade 6. Secretary to presiding commis- sioner.....					0.3	2,400
Translator (joint).....					0.3	2,400
Grade 4. Translator.....					1	1,800
Stenographer.....					1	1,800
Clerk.....					1	1,800
Grade 1. Stenographer.....					1	1,440
Custodial service:						
Grade 1. Messenger.....					1	720
Total permanent, field.....					11.6	39,700
Amounts payable by Panama on joint sal- aries.....					1	-4,470
Deduct lapses.....						35,230
						3,528
Deduct legislative reductions.....						31,702
						2,867
01 Personal services (net).....						28,835
OTHER OBLIGATIONS						
02 Supplies and materials.....						311
05 Communication service.....						304
06 Travel expenses.....						1,151
08 Printing and binding.....						2,500
30 Equipment.....						27
Total other obligations.....						4,293
Grand total obligations.....						33,128
1932 appropriation continued available for 1933.....						-29,000
Net total obligations.....						4,128
Estimated savings and unobligated bal- ances.....						45,872
Total estimate or appropriation.....						50,000

¹ One half payable by Panama.

General and Special Claims Commission, United States and Mexico—

By objects	Obligations		
	Estimate, 1935	Estimate, 1934	Actual, 1933
02 Supplies and materials			\$27
05 Communication service			26
07 Transportation of things			148
08 Printing and binding			786
11 Rent			643
12 Repairs and alterations			2
30 Equipment			68
Total obligations			1,700
1932 appropriation obligated in 1933			-1,700
Total estimate or appropriation			

Arbitration between the United States and Sweden—

By objects	Obligations		
	Estimate, 1935	Estimate, 1934	Actual, 1933
PERSONAL SERVICES, FIELD			
Temporary employees, field			\$6,450
Deduct legislative reductions			180
01 Personal services (net)			6,270
OTHER OBLIGATIONS			
06 Travel expenses			125
07 Transportation of things			7
08 Printing and binding			303
11 Rent			102
30 Equipment			25
Total other obligations			562
Grand total obligations			6,832
1931 and 1932 appropriations obligated in 1933			-6,832
Total estimate or appropriation			

Commission on Construction of Highway, United States and Canada—

By objects	Obligations		
	Estimate, 1935	Estimate, 1934	Actual, 1933
05 Communication service.....	-----	-----	\$13
06 Travel expenses.....	-----	-----	310
08 Printing and binding.....	-----	-----	1,037
Total obligations.....	-----	-----	1,360
1931 appropriation obligated in 1933.....	-----	-----	-1,360
Total estimate or appropriation.....	-----	-----	-----

Inter-American Highway—

By objects	Obligations		
	Estimate, 1935	Estimate, 1934	Actual, 1933
Transferred to Department of Agriculture.....	-----	\$2,658	\$4,000
Previous years' appropriation obligated in 1933 and 1934.....	-----	-2,658	-4,000
Total estimates or appropriations.....	-----	-----	-----

One Thousandth Anniversary of the National Parliament of Iceland—

By objects	Obligations		
	Estimate, 1935	Estimate, 1934	Actual, 1933
05 Communication service.....	-----	-----	\$6
06 Travel expenses.....	-----	-----	158
Total obligations.....	-----	-----	164
1930 appropriation obligated in 1933.....	-----	-----	-164
Total estimate or appropriation.....	-----	-----	-----

Fourteenth Annual Convention of French Veterans of the World War, Washington, D.C.—

Estimated savings and unobligated balances—1933, \$40,000.

Payment to Government of Mexico—

5350 Payment to the Government of Mexico on account of the Ardmore incident: Obligations—1933, \$30,000.

Foreign Service Buildings Fund—

By objects	Obligations		
	Estimate, 1935	Estimate, 1934	Actual, 1933
32 Structures and parts.....	\$94,596	\$25,000	\$11,080
Deduct previous years' appropriations continued available during 1933, 1934, and 1935.....	94,596	25,000	11,080
Total estimate or appropriation.....	-----	-----	-----

Total, foreign intercourse, including the Foreign Service and international obligations, annual appropriations, general fund:

Estimate 1935, **\$9,255,563** Appropriated 1934, **\$10,231,407**

INDEFINITE APPROPRIATIONS

Pay of Consular Agents for Services to American Vessels and Seamen—
Allowances to consular officers, who are paid in whole or in part by fees, for services necessarily rendered to American vessels and seamen, as provided in the Act of June 26, 1884 (*U.S.C., title 22, sec. 89; title 46, sec. 101*).

Estimate 1935, **\$10,000**

Appropriated 1934, **\$10,000**

01 Allowance to Consular and Foreign Service officers for services rendered to American vessels and seamen: Obligations—1935, \$10,000; 1934, \$6,000 (estimated savings, \$4,000); 1933, \$8,310 (unobligated balance, \$1,690).

Refunding Moneys Erroneously Received and Covered (State) (U.S.C., title 31, sec. 711);

Refunding Passport Fees (U.S.C., title 22, sec. 216).

Estimate 1935, **\$1,000**

Appropriated 1934, **\$1,000**

By objects	Obligations		
	Estimate, 1935	Estimate, 1934	Actual, 1933
53 Refunding moneys erroneously received and covered.....	\$1,000	\$1,000	\$1,000
53 Refunding passport fees.....			

Total indefinite appropriations, general fund:

Estimate 1935, **\$11,000**

Appropriated 1934, **\$11,000**

Total, Department of State, general fund:

Estimate 1935, **\$11,022,098**

Appropriated 1934, ***\$12,259,719**

TRUST FUNDS

Miscellaneous Trust Funds, Department of State:

Indefinite appropriation of all moneys received by the Secretary of State from foreign governments and other sources, in trust, for citizens of the United States or others, and covered into the Treasury, to be paid to the ascertained beneficiaries thereof, as determined by the Secretary of State and certified by him to the Secretary of the Treasury (*U.S.C., title 31, sec. 547*).

Estates of Decedents, Department of State, Trust Fund (U.S.C., title 22, sec. 75).

Estimate 1935, **\$20,000**

Appropriated 1934, **\$20,000**

5280 Moneys received by the Secretary of State from foreign governments and other sources in trust for citizens of the United States or others, to be paid to the ascertained beneficiaries thereof; estates of decedents: Obligations—1935, \$20,000; 1934, \$20,000; 1933, \$20,000.

Foreign Service Retirement and Disability Fund—

Five per centum of the basic salary of all Foreign Service officers eligible to retirement shall be contributed to the Foreign Service retirement and disability fund, and the Secretary of the Treasury is directed on and after the date on which this Act takes effect to cause such deductions to be made and the sums transferred on the books of the Treasury Department to the credit of the Foreign Service retirement and disability fund for the payment of annuities, refunds, and allowances (*U.S.C., title 22, sec. 21; U.S.C., Supp. VI, title 22, sec. 21*).

21 Foreign Service retirement and disability fund: Obligations—1935, \$100,000; 1934, \$100,000; 1933, \$100,000.

Total, Department of State:

Estimate 1935, **\$11,042,098**

Appropriated 1934, ***\$12,279,719**

* Exclusive of \$32,000 for United States Court for China, transferred to Department of Justice under Executive Order No. 6166 of June 10, 1933.

TREASURY DEPARTMENT

Summary of estimates of appropriations for the fiscal year 1935 compared with appropriations for the fiscal year 1934

Classification of appropriations	ESTIMATES, 1935			APPROPRIATIONS, 1934		
	General fund	Special funds	Total	General fund	Special funds	Total
Annual.....	\$150,527,869		\$150,527,869	\$508,483,219		\$508,483,219
Permanent.....	1,363,123,372	\$370,700	1,363,494,072	1,181,330,038	\$97,401,100	1,278,731,138
Trust and contributed funds.....	1,513,651,241	370,700	1,514,021,941	1,689,813,257	97,401,100	1,787,214,357
Total estimates and appropriations.....			1,514,021,941			1,787,214,357

That the following sums are appropriated, out of any money in the Treasury not otherwise appropriated, for the Treasury Department for the fiscal year ending June 30, [1934] 1935, namely:

OFFICE OF THE SECRETARY

Salaries, Office of Secretary of the Treasury—

Salaries: Secretary of the Treasury, Under Secretary of the Treasury, three Assistant Secretaries of the Treasury, and other personal services in the District of Columbia, [\$145,538: *Provided*, That in expending appropriations or portions of appropriations contained in this Act for the payment of personal services in the District of Columbia in accordance with the Classification Act of 1923, as amended, with the exception of the Assistant Secretaries of the Treasury, the average of the salaries of the total number of persons under any grade in any bureau, office, or other appropriation unit shall not at any time exceed the average of the compensation rates specified for the grade by such Act, as amended: *Provided*, That this restriction shall not apply (1) to grades 1, 2, 3, and 4 of the clerical-mechanical service, or (2) to require the reduction in salary of any person whose compensation was fixed, as of July 1, 1924, in accordance with the rules of section 6 of such Act, (3) to require the reduction in salary of any person who is transferred from one position to another position in the same or different grade in the same or a different bureau, office, or other appropriation unit, (4) to prevent the payment of a salary under any grade at a rate higher than the maximum rate of the grade when such higher rate is permitted by the Classification Act of 1923, as amended, and is specifically authorized by other law, or (5) to reduce the compensation of any person in a grade in which only one position is allocated.] \$250,000: *Provided*, That no part of this appropriation shall be used to pay any salary in excess of \$10,000 per annum unless specifically authorized by law, or any salary in excess of \$8,500 per annum except to eight officers or employees, which number, in addition to any officers or employees who under existing law may be so appointed and compensated, may hereafter be appointed and compensated without regard to the provisions of the Classification Act of 1923, as amended, and civil service laws: *Provided further*, That not to exceed \$100,000 may be expended for investigation and reorganization and to secure better methods of administration, with a view to increased efficiency or to greater economy in the expenditure of public money, including necessary traveling expenses, the temporary employment of experts without regard to the provisions of the Classification Act of 1923, as amended, and the civil service laws, and including the payment of actual transportation and subsistence expenses and not to exceed \$25 per diem to any person whom the Secretary of the Treasury may from time to time invite to the city of Washington or elsewhere for conference and advisory purposes in furthering the work of the Department (U.S.C., title 5, secs. 3, 241-248, 661-773; U.S.C., Supp. VI, title 5, secs. 249a, 673: act Mar. 3, 1933, 47 Stat., p. 1489).

Estimate 1935, \$250,000

Appropriated 1934, \$145,538

By objects	Obligations					
	Estimate, 1935		Estimate, 1934		Actual, 1933	
	Posi- tions	Av. salary	Posi- tions	Av. salary	Posi- tions	Av. salary
PERSONAL SERVICES, DEPARTMENTAL						
Secretary.....	1	\$15,000	1	\$15,000	1	\$15,000
Clerical, administrative, and fiscal service:						
Grade 16. Under Secretary.....	1	10,000	1	10,000	1	10,000
Grade 15. Assistant Secretary.....	3	8,000	3	8,000	3	9,000
Grade 14. Executive officer.....	1	7,500	1	7,500	2	7,000
Grade 13. Chief administrative officer.....	2	5,900	2	5,900	1	6,000
Grade 12. Head administrative officer.....	2	5,000	2	5,000	2	5,000
Grade 9. Senior administrative assistant.....	2	3,350	2	3,350	2	3,350

Salaries, Office of the Secretary of the Treasury—Continued.

By objects	Obligations					
	Estimate, 1935		Estimate, 1934		Actual, 1933	
	Posi- tions	Av. salary	Posi- tions	Av. salary	Posi- tions	Av. salary
PERSONAL SERVICES, DEPARTMENTAL—CON.						
Clerical, administrative, and fiscal service—continued.						
Grade 7. Junior administrative assistant.....	3	\$2,767	3	\$2,767	3	\$2,767
Grade 6. Principal clerk.....	9	2,422	9	2,422	1	2,900
Principal clerk-stenographer.....	3	2,400	3	2,400	9	2,489
Grade 5. Senior clerk-stenographer.....	1	2,000	1	2,000	3	2,400
Senior clerk.....	1	1,620	1	1,620		
Grade 3. Assistant clerk.....	1	1,800	1	1,800	1	1,920
Grade 2. Junior clerk.....	1	1,620	1	1,620	1	1,800
Grade 1. Underclerk.....	1	1,620	1	1,620	1	1,620
PERSONAL SERVICES, DEPARTMENTAL						
Professional service:						
Grade 8. Chief professional officer.....	1	8,000	1	8,000		
Grade 7. Head professional officer.....	1	6,500	1	6,500		
Grade 5. Government actuary.....	1	4,600	1	4,600	1	4,600
Grade 4. Attorney.....	1	3,800	1	3,800		
Grade 3. Associate attorney.....	2	3,200	2	3,200		
Grade 2. Assistant economic analyst.....	1	2,600	1	2,600	1	2,600
Custodial service:						
Grade 4. Head messenger.....	1	1,500	1	1,500	2	1,560
Grade 3. Messenger.....	11	1,418	11	1,418	10	1,470
Total permanent, departmental.....	50	178,340	50	178,340	45	159,860
Deduct lapses.....		3,340		4,765		2,730
All personal services, departmental.....		175,000		173,575		157,130
Deduct legislative reductions.....		17,500		26,036		16,501
01 Personal services (net).....		157,500		147,539		140,629
Received by transfer from "Salaries and expenses, Bureau of Industrial Alcohol".....				-21,830		
Net total obligations.....		157,500		125,709		140,629
Estimated savings and unobligated balances.....				19,829		19,551
01 Personal services.....		157,500		145,538		160,180
Legislative reductions.....		75,000				
06 Travel expenses.....		7,500				
Net personal services.....		67,500				
Total.....		92,500				
Total estimate or appropriation.....		250,000		145,538		160,180

Subscriptions to Paid-in Surplus, Federal Land Banks—

[Subscriptions to paid-in surplus of Federal land banks: To enable the Secretary of the Treasury to pay for subscriptions to the paid-in surplus of Federal land banks in accordance with the provisions of section 23 of an Act entitled "Emergency Farm Mortgage Act of 1933", approved May 12, 1933, \$50,000,000, to be available immediately and to remain available until expended] (act June 16, 1933, 48 Stat., p. 279).

Appropriated 1934, \$50,000,000

By objects	Obligations		
	Estimate, 1935	Estimate, 1934	Actual, 1933
20 Interest.....	\$5,600,000	\$44,400,000	
Add in 1934 and deduct in 1935 amount of balance available for expenditure in 1935.....	-5,600,000	+5,600,000	
Total estimate or appropriation.....		50,000,000	

Payments to Federal Land Banks, Reductions in Interest Rate on Mortgages—

【Payments to Federal land banks on account of reductions in interest rate on mortgages: To enable the Secretary of the Treasury to pay each Federal land bank such amount as the Farm Loan Commissioner certifies to the Secretary of the Treasury is equal to the amount by which interest payments on mortgages held by such bank have been reduced, in accordance with the provisions of section 24 of an Act entitled "Emergency Farm Mortgage Act of 1933", approved May 12, 1933, fiscal year 1934, \$15,000,000】 (act June 16, 1933, 48 Stat., p. 279).

Appropriated 1934, **\$15,000,000**

By objects	Obligations		
	Estimate, 1935	Estimate, 1934	Actual, 1933
20 Interest.....	\$7,050,000	\$7,950,000	-----
Add in 1934 and deduct in 1935 amount of balance available for expenditure in 1935.....	-7,050,000	+7,050,000	-----
Total estimate or appropriation.....	-----	15,000,000	-----

Subscriptions to Preferred Shares, Federal Savings and Loan Associations—

【Subscriptions to preferred shares in Federal Savings and Loan Associations: To enable the Secretary of the Treasury to make payments on account of subscriptions to preferred shares in Federal Savings and Loan Associations in accordance with the provisions of section 5 (g) of an Act entitled "Home Owners' Loan Act of 1933", approved June 13, 1933, \$50,000,000, to be immediately available and to remain available until expended】 (act June 16, 1933, 48 Stat., p. 279).

Appropriated 1934, **\$50,000,000**

50 Investments: Obligations—1934, \$50,000,000.

Subscriptions to Capital Stock, Federal Deposit Insurance Corporation—

【Payment for capital stock of the Federal Deposit Insurance Corporation: To enable the Secretary of the Treasury to make payment for capital stock of the Federal Deposit Insurance Corporation in accordance with the provisions of paragraph (c) of section 12B of the Act entitled "Banking Act of 1933", approved June 16, 1933, \$150,000,000, to be immediately available and to remain available until expended】 (act June 16, 1933, 48 Stat., p. 279).

Appropriated 1934, **\$150,000,000**

50 Investments: Obligations—1934, \$150,000,000.

Subscriptions to Capital Stock of Home Owners' Loan Corporation (Sec. 4-b, Home Owners' Loan Act, Public No. 43, approved June 13, 1933)

By objects	Obligations		
	Estimate, 1935	Estimate, 1934	Actual, 1933
50 Investments.....	-----	\$200,000,000	-----
Less amount received from Reconstruction Finance Corporation.....	-----	-200,000,000	-----
Total estimate or appropriation.....	-----	-----	-----

Indefinite appropriations:

Claims of German Nationals Against the United States (Awards and Expenses of Administration, War Claims Arbitrator, under section 3 of Settlement of War Claims Act of 1928, Approved March 10, 1928—

【Settlement of War Claims Act of 1928: Claims of German nationals against the United States: For carrying out the provisions of the Settlement of War Claims Act of 1928, approved March 10, 1928 (45 Stat., p. 254), so much as may be necessary is appropriated to be available after the date on which the awards of the war claims arbitrator under section 3 of said Act are certified to the Secretary of the Treasury and to remain available until expended to pay the aggregate of such awards, plus the expenses

of administration authorized by subsections (c) and (m) of section 3 of the Settlement of War Claims Act of 1928; such sum to be in addition to the appropriation of \$50,000,000 contained in the Deficiency Act approved May 29, 1928 (45 Stat., p. 914): *Provided*, That the aggregate of all appropriations made for this purpose shall not exceed \$100,000,000】 (act July 3, 1930, 46 Stat., p. 889).

Claims of Austrian and Hungarian Nationals Against the United States (Awards and Expenses of Administration, War Claims Arbitrator, under Section 6 of Settlement of War Claims Act of 1928, Approved March 10, 1928—

【Claims of Austrian and Hungarian nationals against the United States: For carrying out the provisions of the Settlement of War Claims Act of 1928, approved March 10, 1928 (45 Stat., p. 254), so much as may be necessary is appropriated, to be available upon the date on which the awards of the war claims arbitrator to Austrian and Hungarian nationals under section 6 of said Act are certified to the Secretary of the Treasury and to remain available until expended to pay the aggregate of said awards with simple interest thereon at the rate of 5 percent per annum beginning January 1, 1929, until paid as authorized by subsection (f) of section 6 plus the expenses of administration authorized by subsection (b) and (i) of section 6 of said Act: *Provided*, That the total amount appropriated for this purpose exclusive of interest herein appropriated for shall not exceed \$1,000,000】 (act July 3, 1930, 46 Stat., p. 889).

Total, Office of Secretary of the Treasury, annual appropriations, general fund:

Estimate 1935, **\$250,000**

Appropriated 1934, **\$265,145,538**

OFFICE OF SOLICITOR OF THE TREASURY

Salaries, Office of Solicitor of the Treasury—

For the Solicitor, and other personal services in the District of Columbia, \$27,900 (U.S.C., title 5, sec. 297, act Mar. 1, 1933, 47 Stat., p. 1379; sec. 5, Executive Order No. 6166, June 10, 1933) (submitted).

Estimate 1935, **\$27,900**

By objects	Obligations					
	Estimate, 1935		Estimate, 1934		Actual, 1933	
	Posi- tions	Av. salary	Posi- tions	Av. salary	Posi- tions	Av. salary
PERSONAL SERVICES, DEPARTMENTAL						
Professional service:						
Grade 8. Solicitor.....	1	\$8,000	1	\$8,000	-----	-----
Grade 5. Senior attorney, assistant to Solicitor.....	1	4,800	1	4,800	-----	-----
Senior attorney.....	1	4,600	1	4,600	-----	-----
Grade 4. Attorney.....	1	3,800	1	3,800	-----	-----
Grade 3. Associate attorney.....	1	3,200	1	3,200	-----	-----
Grade 1. Junior attorney.....	1	2,000	1	2,000	-----	-----
Clerical, administrative, and fiscal service:						
Grade 5. Stenographer-secretary.....	1	2,200	1	2,200	-----	-----
Grade 3. File clerk.....	1	1,620	1	1,620	-----	-----
Custodial service:						
Grade 3. Messenger.....	1	1,200	1	1,200	-----	-----
Total permanent, departmental.....	9	31,420	9	31,420	-----	-----
Deduct lapses.....		420		9,460	-----	-----
		31,000		21,960	-----	-----
Deduct legislative reductions.....		3,100		3,294	-----	-----
Personal services (net).....		27,900		18,666	-----	-----
OTHER OBLIGATIONS						
02 Supplies and materials.....				165	-----	-----
30 Educational and scientific equipment.....				250	-----	-----
Total other obligations.....				415	-----	-----
Grand total obligations.....		27,900		19,081	-----	-----
Estimated savings.....				8,654	-----	-----
Net total obligations.....		27,900		27,735	-----	-----
Received by transfer from Department of Justice:						
"Salaries, Department of Justice".....		\$27,320				
"Books, Department of Justice".....		250				
"Contingent expenses, Department of Justice".....		165				
		-----		-----		
				-27,735	-----	-----
Total estimate or appropriation.....		27,900		-----	-----	-----

OFFICE OF THE CHIEF CLERK AND SUPERINTENDENT

Salaries, Office of Chief Clerk and Superintendent—

Salaries: For the chief clerk, who shall be the chief executive officer of the department and who may be designated by the Secretary of the Treasury to sign official papers and documents during the temporary absence of the Secretary, Under Secretary, and Assistant Secretaries of the department, and for other personal services in the District of Columbia, including the operating force of the Treasury, Liberty Loan, and Auditors' Buildings and the Treasury Department Annex, Pennsylvania Avenue and Madison Place, and of other buildings under the control of the Treasury Department, **[\$514,285] \$459,000** (U.S.C., title 5, sec. 249; U.S.C., Supp. VI, title 5, sec. 249; act Mar. 3, 1933, 47 Stat., pp. 1489-1490).

Estimate 1935, **\$459,000**Appropriated 1934, **\$514,285**

By objects	Obligations					
	Estimate, 1935		Estimate, 1934		Actual, 1933	
	Posi- tions	Av. salary	Posi- tions	Av. salary	Posi- tions	Av. salary
PERSONAL SERVICES, DEPARTMENTAL						
Professional service:						
Grade 3. Associate medical officer.....	1	\$3,200	1	\$3,200	1	\$3,200
Subprofessional service:						
Grade 6. Assistant chief nurse.....	1	2,400	1	2,400	1	2,400
Grade 4. Nurse.....	1	1,860	1	1,860	1	1,860
Clerical, administrative, and fiscal service:						
Grade 13. Executive officer.....	1	6,400	1	6,400	1	6,400
Grade 12. Senior administrative officer.....	1	4,600	1	4,600	1	4,600
Grade 11. Administrative officer.....	1	3,800	1	3,800	1	3,800
Grade 10. Junior administrative officer.....	1	3,700	1	3,700	1	3,700
Grade 8. Administrative assistant.....	3	3,100	3	3,100	3	3,100
Grade 7. Junior administrative assistant.....	1	2,700	1	2,700	1	2,700
Grade 6. Principal clerk.....	2	2,600	2	2,600	2	2,600
Grade 5. Senior clerk.....	4	2,100	4	2,100	3	2,133
Senior clerk-stenographer.....	1	2,300	1	2,300	1	2,300
Grade 4. Clerk.....	7	1,928	7	1,928	7	1,930
Clerk-stenographer.....	4	1,935	4	1,935	4	1,935
Head operator, office devices.....	3	2,060	3	2,060	4	2,040
Grade 3. Assistant clerk.....	4	1,680	4	1,680	4	1,680
Assistant clerk-stenographer.....	2	1,650	2	1,650	2	1,650
Senior operator, office devices.....	2	1,710	2	1,710	2	1,710
Grade 2. Junior clerk.....	4	1,560	4	1,560	4	1,560
Junior operator, office devices.....	3	1,580	3	1,530	4	1,590
Grade 1. Underclerk.....	1	1,620	1	1,620	2	1,500
Underoperator, office devices.....	12	1,410	12	1,410	11	1,424
Custodial service:						
Grade 9. Assistant mechanical superin- tendent.....	3	2,566	3	2,566	3	2,566
Grade 8. Principal mechanic.....	1	2,500	1	2,500	1	2,500
Grade 7. Senior mechanic.....	6	2,040	6	2,040	6	2,040
Grade 6. Mechanic.....	22	1,825	23	1,829	24	1,830
Head guard.....	2	1,830	2	1,830	2	1,830
General foreman of laborers.....	1	1,920	1	1,920	1	1,920
Grade 5. Junior mechanic.....	5	1,620	5	1,620	5	1,620
Grade 4. Undermechanic.....	10	1,464	16	1,432	16	1,451
Assistant foreman of laborers.....	4	1,440	4	1,440	4	1,440
Grade 4. Senior guard.....	5	1,404	9	1,447	9	1,480
Grade 3. Messenger.....	6	1,410	6	1,410	7	1,380
Minor mechanic.....	9	1,327	9	1,327	8	1,365
Senior laborer.....	1	1,200	1	1,200	1	1,200
Guard.....	70	1,259	68	1,264	76	1,277
Grade 2. Subordinate mechanic.....	20	1,281	22	1,282	22	1,282
Assistant messenger.....	2	1,080	2	1,080	2	1,080
Junior laborer.....	75	1,170	77	1,170	80	1,172
Junior laborer (part time).....	97	612	103	594	108	595
Total permanent, departmental.....	399	512,464	418	533,320	436	555,500
Increase in salaries (new positions).....						+136
		512,464		533,320		555,636
Deduct lapses and administrative furloughs.....		2,464		15,673		-10,468
All personal services, departmental.....		510,000		517,647		545,168
Deduct legislative reductions.....		51,000		77,647		-51,085
01 Net personal services, departmental.....		459,000		440,000		494,083
Estimated savings and unobligated balances.....				74,285		60,917
Total estimate or appropriation.....		459,000		514,285		555,000
BY ACTIVITIES OR PROJECTS						
1. Office administration.....		120,940		102,000		110,083
2. Care and custody of buildings.....		389,060		338,000		384,000
Total.....		510,000		440,000		494,083
Less legislative reduction.....		51,000				
Net total.....		459,000				

Contingent Expenses, Treasury Department—

For miscellaneous and contingent expenses of the office of the Secretary and the bureaus and offices of the department, including operating expenses of the Treasury, Treasury Annex, Auditors' and Liberty Loan Buildings; newspaper clippings, financial journals, law books, and other books of reference; freight, expressage, telegraph and telephone service; purchase and exchange of motor trucks, [and one passenger automobile for the Secretary of the

Treasury] and maintenance and repair of motor trucks and two passenger automobiles (one for the Secretary of the Treasury and one for general use of the department), all to be used for official purposes only; file holders and cases; fuel, oils, grease, and heating supplies and equipment; gas and electricity for lighting, heating, and power purposes, including material, fixtures, and equipment therefor; purchase, exchange, and repair of typewriters and labor-saving machines and equipment and supplies for same; floor coverings and repairs thereto; furniture and office equipment, including supplies therefor and repairs thereto; awnings, window shades, and fixtures; cleaning supplies and equipment; drafting equipment; ammonia for ice plant; flags; hand trucks, ladders; miscellaneous hardware; street-car fares not exceeding \$500; thermometers; lavatory equipment and supplies; tools and sharpening same; laundry service; laboratory supplies and equipment, removal of rubbish, postage, and other absolutely necessary articles, supplies, and equipment not otherwise provided for, **[\$180,000] \$126,160: Provided**, That the appropriations for the Public Debt Service and Internal Revenue Service for the fiscal year **[1934] 1935** are hereby made available for the payment of items otherwise properly chargeable to this appropriation, the provisions of section 6, Act of August 23, 1912 (U.S.C., title 31, sec. 669), to the contrary notwithstanding (act Mar. 3, 1933, 47 Stat., p. 1490).

Estimate 1935, **\$126,160**Appropriated 1934, **\$180,000**

By objects	Obligations		
	Estimate, 1935	Estimate, 1934	Actual, 1933
02 Supplies and materials.....	\$25,875	\$23,500	\$25,575
05 Communication service.....	28,500	28,500	25,719
06 Travel expenses.....	500	500	499
07 Transportation of things (service).....	50	50	39
08 Recordak films and development.....	2,000	2,000	1,525
10 Furnishing of heat, light, power, and electricity (service).....	16,660	37,500	37,102
11 Rents.....	5,000	5,000	4,803
12 Repairs to machines.....	10,150	10,150	10,018
13 Laundry and towel service.....	3,125	3,000	2,080
30 Equipment.....	34,300	14,800	62,926
Total obligations.....	126,160	125,000	170,286
Estimated savings and unobligated balance.....		55,000	19,714
Total estimate or appropriation.....	126,160	180,000	190,000
BY ACTIVITIES OR PROJECTS			
1. Electric current, fuel, and heat.....	25,160	49,000	47,493
2. Communication and transportation service.....	30,000	30,000	28,203
3. Furniture and furnishings.....	8,500	3,500	21,188
4. Labor-saving machines, including type- writers.....	39,500	19,500	53,581
5. Cleaning and operating supplies, includ- ing miscellaneous items.....	23,000	23,000	19,816
Total.....	126,160	125,000	170,286

Total, Office of Chief Clerk and Superintendent, annual appropriations, general fund:

Estimate 1935, **\$585,160**Appropriated 1934, **\$694,285**

DIVISION OF SUPPLY

Salaries, Division of Supply—

Salaries: For the Chief, Division of Supply, and other personal services in the District of Columbia, **[\$178,704] \$156,600** (act Mar. 3, 1933, 47 Stat., p. 1490).

Estimate 1935, **\$156,600**Appropriated 1934, **\$178,704**

By objects	Obligations			
	Estimate, 1935	Estimate, 1934	Actual, 1933	
	Posi- tions	Av. salary	Posi- tions	Av. salary
PERSONAL SERVICES, DEPARTMENTAL				
Clerical, administrative, and fiscal service:				
Grade 13. Chief administrative grade (Chief, Division of Supply).....	1	\$5,800	1	\$5,800
Grade 12. Head administrative grade (Assistant Chief, Division of Supply).....	1	5,000	1	5,000
Grade 9. Full administrative grade (chief, printing section).....	1	3,500	1	3,500
Grade 8. Associate administrative grade:				
Chief, accounts section.....	1	3,300	1	3,300
Traffic manager.....	1	3,100	1	3,100
Grade 7. Assistant administrative grade.....	5	2,920	5	2,920
Grade 6. Principal clerk.....	2	2,500	2	2,500
Grade 5. Senior clerk.....	8	2,287	9	2,300

Salaries, Division of Supply—Continued.

By objects	Obligations					
	Estimate, 1935		Estimate, 1934		Actual, 1933	
PERSONAL SERVICES, DEPARTMENTAL—CON.						
Clerical, administrative, and fiscal service—Continued.						
Grade 4. Clerk.....	15	\$1,944	15	\$1,944	16	\$1,929
Grade 3. Assistant clerk.....	17	1,720	18	1,757	18	1,778
Grade 2. Junior clerk.....	13	1,515	16	1,526	18.6	1,524
Grade 1. Underclerk.....	11	1,417	12	1,305	13.8	1,385
Custodial service:						
Grade 4. Undermechanic.....	1	1,500	1	1,500	1	1,500
Grade 3. Packer.....	11	1,293	13	1,278	13.6	1,285
Grade 2. Assistant messenger.....	5	1,200	6	1,180	6	1,180
Total permanent, departmental.....	93	174,000	102	188,260	106	197,219
Deduct lapses and administrative furloughs.....				13,721		1,569
		174,539		174,539		195,650
Deduct legislative reductions.....				28,239		19,918
01 Personal services (net).....		156,600		146,300		175,732
Received by transfer from Office of Supervising Architect.....						-2,900
Net total obligations.....		156,600		146,300		172,832
Estimated savings and unobligated balance.....				32,404		23,488
Total estimate or appropriation.....		156,600		178,704		196,320
BY ACTIVITIES OR PROJECTS						
Administration.....		10,800		9,080		10,800
Purchasing:						
Commodity group A.....		7,660		6,421		9,280
Commodity group B.....		12,020		11,273		13,560
Commodity group C.....		6,600		5,060		8,040
Commodity group D.....		11,840		10,409		11,940
Commodity group E.....		9,340		7,873		9,380
Preparation of proposals, stencils, etc.....		7,260		6,071		8,339
Voucher auditing and appropriation accounting.....		36,900		31,434		46,260
Office service.....		18,660		15,846		20,140
Printing section.....		16,220		13,687		16,220
Warehousing of stationery supplies.....		16,700		14,095		18,920
Warehousing of books and forms.....		8,940		6,158		8,940
Traffic.....		3,100		2,587		4,540
Bookbinding, paper cutting, etc.....		7,970		6,666		7,960
Total.....		174,000		146,300		194,319
Deduct legislative reductions.....				17,400		
Net total.....		156,600		146,300		194,319

Printing and Binding, Treasury Department—

Printing and binding: For printing and binding for the Treasury Department, including all of its bureaus, offices, institutions, and services located in Washington, District of Columbia, and elsewhere, including materials for the use of the bookbinder located in the Treasury Department, but not including work done at the New York customhouse bindery authorized by the Joint Committee on Printing in accordance with the Act of March 1, 1919 (U.S.C., title 44, sec. 111), **[\$575,000]** \$525,000 (U.S.C., title 31, sec. 588; title 44, sec. 214; act Mar. 3, 1933, 47 Stat., p. 1490).

Estimate 1935, **\$525,000**Appropriated 1934, **\$575,000**

Statement showing estimates of expenditures for printing and binding for each bureau or office for 1935 and 1934, and amounts expended in 1933

By objects	Obligations		
	Estimate, 1935	Estimate, 1934	Actual, 1933
Secretary, Under Secretary, and Assistant Secretaries.....	\$10,000	\$10,000	\$8,102
Bureau of Engraving and Printing.....	4,300	3,700	3,624
Bureau of Industrial Alcohol (consolidated with "Division of Internal Revenue", Dec. 6, 1933).....		10,000	19,372
Bureau of Narcotics.....	5,000	3,400	4,213
Chief clerk and superintendent.....	1,500	500	522
Coast Guard Bureau.....	20,000	17,500	18,895
Commissioner of Accounts and Deposits.....	1,300	500	544
Comptroller of the Currency.....	21,200	21,200	23,494
Customs Bureau.....	40,000	40,000	34,704
Disbursing clerk.....	40,600	600	411
Division of Appointments.....	200	200	215
Division of Bookkeeping and Warrants.....	17,000	17,000	18,460
Division of Internal Revenue (changed from "Bureau of Internal Revenue", Dec. 6, 1933; includes former "Bureau of Industrial Alcohol" in 1935 estimate).....	239,000	207,000	225,832
Division of Secret Service.....	500	500	484
Division of Supply.....	7,500	7,100	7,760
Government Actuary.....	1,900	1,900	2,331

Printing and Binding, Treasury Department—Continued.

By objects	Obligations		
	Estimate, 1935	Estimate, 1934	Actual, 1933
Mint Bureau.....	\$5,000	\$4,800	\$5,458
National bank depositaries.....	1,800	1,800	1,377
Procurement Division (established Oct. 16, 1933, and includes former "Custodians of Public Buildings" allotment, "General Supply Committee", and "Office of Supervising Architect").....	41,500		
Custodians of Public Buildings (consolidated with "Procurement Division", Oct. 16, 1933).....		1,600	1,589
General Supply Committee (consolidated with "Procurement Division", Oct. 16, 1933).....		36,000	38,547
Supervising Architect (consolidated with "Procurement Division", Oct. 16, 1933).....		5,000	5,318
Public Debt Service.....	13,000	11,000	11,983
Public Health Bureau.....	50,000	50,000	48,809
Solicitor of the Treasury.....	100		
Treasurer of the United States.....	10,000	8,700	9,808
Department stock and miscellaneous.....	58,600	58,000	58,441
Total.....	550,000	518,000	550,293
Estimated savings and unobligated balances.....	5,000	77,000	119,707
	555,000	595,000	670,000
Deduct amount received from sale of customs blanks.....	-30,000	-20,000	
Total estimate or appropriation.....	525,000	575,000	670,000
02 Printed forms and letterheads.....	335,000	323,000	345,624
08 Printing and binding.....	215,000	195,000	204,669
Total.....	550,000	518,000	550,293
Estimated savings and unobligated balance.....	5,000	77,000	119,707
	555,000	595,000	670,000
Deduct amount received from sale of customs blanks.....	-30,000	-20,000	
Total estimate or appropriation.....	525,000	575,000	670,000

Statement required by the Legislative Act for 1934 (vol. 47, p. 1366) showing appropriation estimates and funds under the Treasury Department from which printing and binding done at the Government Printing Office is paid in addition to payments from the general appropriation for "Printing and binding, Treasury Department" shown above

By objects	Obligations		
	Estimate, 1935	Estimate, 1934	Actual, 1933
<i>Payments from other appropriations under the Treasury Department</i>			
Public Debt Service: Expenses of loans (act Sept. 24, 1917, as amended and extended).....	\$2,500	\$15,000	\$1,285
Federal Farm Loan Bureau: Salaries and expenses, Federal Farm Loan Board.....			6,974
Treasurer of the United States: Contingent expenses, national currency reimbursable.....	4,000	14,000	2,105
Office of Comptroller of the Currency: Salaries and expenses, national bank examiners.....	12,000	12,000	11,940
Expenses, national banking emergency.....		10,000	2,179
Bureau of Internal Revenue: Agricultural Adjustment Administration, transfer to Internal Revenue, administrative expenses.....	150,000	125,000	5,983
Bureau of Engraving and Printing: Salaries and expenses, Bureau of Engraving and Printing.....	300	300	293
Total payment from other appropriations under Treasury Department.....	168,800	176,300	30,759
Payable from funds not estimated for insolvent national bank fund.....	1,600	1,600	1,600
Total under Treasury Department.....	170,400	177,900	32,359

Stationery, Treasury Department—

Stationery: For stationery for the Treasury Department and its several bureaus and offices, and field services thereof, including tags, labels, and index cards, printed in the course of manufacture, packing boxes and other materials necessary for shipping stationery supplies, and cost of transportation of stationery supplies purchased free on board point of shipment and of such supplies shipped from Washington to field offices. **[\$325,000]** \$275,000 (act Mar. 3, 1933, 47 Stat., p. 1490).

Estimate 1935, **\$275,000**Appropriated 1934, **\$325,000**

Stationery, Treasury Department—Continued.

Estimates of value of issues of stationery to each bureau and office for 1935 and 1934 and amount issued in 1933

By objects	Obligations		
	Estimate, 1935	Estimate, 1934	Actual, 1933
Secretary, Under Secretary, and Assistant Secretaries.....	\$1,300	\$1,300	\$1,738
Chief Clerk.....	1,100	1,100	1,448
Division of Appointments.....	500	500	516
Division of Bookkeeping and Warrants.....	1,100	1,100	1,557
Division of Accounts and Deposits.....	600	600	850
Division of Supply.....	1,550	1,580	2,580
Bureau of Customs.....	38,400	38,400	42,447
Disbursing clerk.....	500	500	436
Secret Service.....	700	700	847
Government actuary.....	20	20	22
Comptroller of the Currency.....	4,000	4,000	5,436
Treasurer of the United States.....	5,500	5,500	7,900
Bureau of Internal Revenue.....	142,000	130,000	144,220
Bureau of Engraving and Printing.....	3,200	3,200	3,440
Bureau of the Mint.....	1,000	1,000	1,290
Public Health Service.....	14,000	14,000	16,791
Coast Guard.....	17,000	17,000	24,391
Solicitor for the Treasury.....	30		
Supervising Architect.....		16,000	22,426
General Supply Committee.....		1,000	3,131
Public Debt Service.....	10,000	10,000	11,455
Bureau of Industrial Alcohol.....	(1)	11,000	14,503
Bureau of Narcotics.....	2,500	2,500	3,226
Procurement Division.....	17,000		
02 Total, stationery supplies.....	262,000	261,000	310,650
07 Transportation.....	13,000	13,000	* 15,000
Total stationery issues.....	275,000	274,000	325,650
Excess of issues over expenditures.....			-10,840
Estimated savings and unobligated balance.....		+51,000	+35,190
Total estimate or appropriation.....	275,000	325,000	350,000

1 Combined with the Division of Internal Revenue.

2 Partly estimated.

Estimates of expenditures for certain classes of stationery items for 1935 and 1934 and amounts expended in 1933

By objects	Obligations		
	Estimate, 1935	Estimate, 1934	Actual, 1933
Baskets, desk and waste.....	\$600	\$600	\$635
Books, stenographer and copy.....	400	400	484
Bands, rubber.....	1,800	1,800	2,049
Binders.....	15,000	15,000	16,646
Boxes, packing, and postage stamps.....	800	800	919
Cards, index.....	3,800	3,800	4,023
Cards, guide.....	18,500	18,500	20,427
Calendar pads and stands.....	1,000	1,000	1,106
Cots, finger.....	400	400	502
Clips, paper.....	1,800	1,800	1,934
Drafting supplies.....	100	100	
Envelops.....	42,000	41,000	46,692
Erasers.....	1,000	1,000	1,104
Folders.....	20,500	20,500	23,707
Files.....	1,000	1,000	1,240
Inks.....	3,000	3,000	3,347
Inkstands.....	1,600	1,600	1,735
Machines, pencil sharpening, perforating, and paper fastening.....	3,000	3,000	3,524
Mimeograph supplies and stencil paper.....	14,500	14,500	15,615
Mucilage, paste, and sealing wax.....	1,400	1,400	1,614
Pencils.....	10,000	10,000	12,262
Pens, steel.....	1,400	1,400	1,629
Pens, fountain.....	100	100	185
Paper:			
Blotting.....	1,800	1,800	2,073
Carbon.....	29,000	29,000	32,798
Computing.....	900	900	1,097
Mimeograph.....	19,000	19,000	21,703
Manifold.....	5,800	5,800	6,130
Writing and fillers for binders.....	20,000	20,000	23,626
Wrapping.....	5,000	5,000	5,830
Miscellaneous.....	3,000	3,000	3,380
Cardboard and ledger.....	2,000	2,000	2,348
Pads, desk and stamp.....	2,000	2,000	2,253
Pins.....	1,800	1,800	1,990
Ribbons, typewriter and adding machine.....	11,000	11,000	13,194
Straps, binder.....	100	100	6
Staples and fasteners.....	4,000	4,000	4,908
Seals, lead and paper.....	400	400	414
Shears.....	600	600	762
Signals, index strips, labels, etc.....	2,000	2,000	2,451
Tags, shipping.....	300	300	358
Tapes, red and adhesive.....	1,600	1,600	1,842
Twine.....	6,500	6,500	7,414
Miscellaneous items.....	7,000	7,000	8,015
Stamps, rubber and numbering machines.....	4,500	4,500	5,087

Stationery, Treasury Department—Continued.

By objects	Obligations		
	Estimate, 1935	Estimate, 1934	Actual, 1933
02 Total, stationery supplies.....	\$272,000	\$271,000	* \$309,058
07 Transportation, stationery supplies.....	13,000	13,000	* 15,000
Estimated savings and unobligated balance.....		51,000	35,190
Grand total.....	285,000	335,000	359,248
Deduct reimbursement for stationery issued to other offices.....	-10,000	-10,000	-9,248
Total estimate or appropriation.....	275,000	325,000	350,000

1 Partly estimated.

Total, Division of Supply, annual appropriations, general fund:

Estimate 1935, \$956,600

Appropriated 1934, \$1,078,704

GENERAL SUPPLY COMMITTEE

Salaries and Expenses, General Supply Committee—

For personal services in the District of Columbia not exceeding **[\$148,500]** \$155,925; necessary expenses, including two one-ton trucks, office supplies and materials, maintenance of motor trucks, telegrams, telephone service, traveling expenses, office equipment, fuel, light, electric current, and other necessary expenses for carrying into effect regulations governing the transfer and disposition of supplies and unusable Government materials, supplies, and equipment in the District of Columbia; in all, **[\$160,000]** \$162,675: *Provided*, That advance payments may be made by the heads of executive departments and independent establishments to the general supply fund authorized by the Act approved February 27, 1929 (U.S.C., Supp. **[V]** VI, title 41, sec. 7c), of all or any part of the estimated amount of their purchases through such fund during the fiscal year **[1934]** 1935, and so much of these advances as are not needed to meet the cost of purchases made during the year shall be transferred from the fund back to the appropriation from which originally transferred: *Provided further*, That not to exceed \$5,000 of the general supply fund may be used during the fiscal year **[1934]** 1935 for the purpose of reimbursing, when necessary, other departments and establishments for services rendered in the inspection of supplies procured through the General Supply Committee during that fiscal year, the cost of such inspections to be added to the cost of the supplies when billing the requisitioning departments for them.

Repairs to typewriting machines (except bookkeeping and billing machines) in the Government service in the District of Columbia may be made at cost by the General Supply Committee, payment therefor to be effected by charging the proper appropriation and crediting the appropriation "Salaries and expenses, General Supply Committee."

No part of any money appropriated by this or any other Act shall be used during the fiscal year **[1934]** 1935 for the purchase of any standard typewriting machines, except bookkeeping and billing machines, at a price in excess of the following for models with carriages which will accommodate paper of the following widths, to wit: Ten inches (correspondence models), \$70; twelve inches, \$75; fourteen inches, \$77.50; sixteen inches, \$82.50; eighteen inches, \$87.50; twenty inches, \$94; twenty-two inches, \$95; twenty-four inches, \$97.50; twenty-six inches, \$103.50; twenty-eight inches, \$104; thirty inches, \$105; thirty-two inches, \$107.50; or, for standard typewriting machines distinctively quiet in operation, the maximum prices shall be as follows for models with carriages which will accommodate paper of the following widths, to wit: Ten inches, \$80; twelve inches, \$85; fourteen inches, **[\$87.50]** \$90; eighteen inches, \$95: *Provided*, That standard typewriting machines distinctively quiet in operation purchased during such fiscal year by any such department, establishment, or municipal government shall only be purchased on the written order of the head thereof (U.S.C., title 41, sec. 7; U.S.C., Supp. VI, title 41, secs. 7a, 7c; act Mar. 3, 1933, 47 Stat., p. 1491).

Annual appropriation, general fund:

Estimate 1935, \$162,675

Appropriated 1934, \$160,000

Salaries and Expenses, General Supply Committee—Continued.

By objects	Obligations					
	Estimate, 1935		Estimate, 1934		Actual, 1933	
	Posi- tions	Av. salary	Posi- tions	Av. salary	Posi- tions	Av. salary
PERSONAL SERVICES, DEPARTMENTAL						
Clerical, administrative, and fiscal service:						
Grade 13. Chief administrative grade (upintendent of supplies).....	1	\$5,600	1	\$5,600	1	\$5,600
Grade 12. Head administrative grade (assistant superintendent of supplies).....	1	4,600	1	4,600	1	4,600
Grade 10. Senior administrative grade (chief, procurement officer).....					1	3,600
Grade 8. Associate administrative grade.....	2	3,100	2	3,100	2	3,100
Grade 7. Assistant administrative grade.....	1	2,600	1	2,600	1	2,600
Grade 6. Principal clerk.....	3	2,334	3	2,334	3	2,334
Grade 5. Senior clerk.....	7	2,143	7	2,143	7	2,143
Grade 4. Clerk.....	9	1,867	9	1,867	9	1,867
Grade 3. Assistant clerk.....	10	1,707	10	1,707	11	1,707
Grade 2. Junior clerk.....	26	1,478	23	1,481	23	1,477
Grade 1. Underclerk.....	5	1,303	3	1,320	5	1,320
Custodial service:						
Grade 7. Senior mechanic.....	1	1,980	1	1,980	1	1,980
Grade 6. Mechanic.....	7	1,800	7	1,800	7	1,800
Grade 3. Chauffeur.....	10	1,288	8	1,305	8	1,317
Grade 2. Unskilled laborer.....	19	1,143	13	1,172	14	1,170
Total permanent, departmental.....	102	168,640	89	153,155	94	162,250
Temporary employees, departmental (12 for 4 months).....		5,040		5,040		5,040
Total permanent, departmental.....		173,680		158,205		167,290
Deduct lapses and administrative furloughs.....		430				
All personal services, departmental.....		173,250		158,205		167,290
Deduct legislative reductions.....		17,325		23,558		17,101
01 Personal services (net).....		155,925		133,497		150,189
OTHER OBLIGATIONS						
02 Supplies and material.....		4,000		3,900		3,894
05 Communication service.....		2,500		2,400		1,980
06 Travel expense.....		1,000		500		177
07 Freight and express.....		50		50		
12 Repairs and alterations.....		2,500		2,200		2,255
30 Equipment.....		6,500		3,450		5,723
Total other obligations.....		16,550		12,500		14,039
Grand total obligations.....		172,475		145,997		164,228
Deduct reimbursements from typewriter repairs.....						
01 Salaries.....		9,000		10,000		10,558
02 Supplies and material.....		800		1,000		1,085
Net total obligations.....		162,675		134,997		152,585
Estimated savings and unobligated balances.....				25,003		17,415
Total estimate or appropriation.....		162,675		160,000		170,000

Maintenance and Operation, Fuel Yards, District of Columbia, Bureau of Mines—

Government fuel yards: For the purchase and transportation of fuel; storing and handling of fuel in yards; maintenance and operation of yards and equipment, including two motor-propelled passenger-carrying vehicles for inspectors, purchase of equipment, rentals, and all other expenses requisite for and incident thereto, including personal services in the District of Columbia, the unexpended balance of the appropriations heretofore made for these purposes is reappropriated and made available for such purposes for the fiscal year [1934] 1935 and for payment of obligations for such purposes of prior years, and of such sum not exceeding \$500 shall be available to settle claims for damages caused to private property by motor vehicles used in delivering fuel: *Provided*, That all moneys received from the sales of fuel shall be credited to this appropriation and be available for the purposes of this paragraph: *Provided further*, That the term "fuel" wherever used in this appropriation shall be understood to include fuel oil: *Provided further*, That the requirements of sections 3711 and 3713 of the Revised Statutes (U.S.C., title 40, sec. 109) relative to the weighing of coal and wood and the separate certificate as to the weight, measurement, or quantity of coal and wood purchased shall not apply to purchases by the Government fuel yards at free-on-board destinations outside of the District of Columbia (U.S.C., title 40, sec. 110; act Mar. 1, 1933, 47 Stat., p. 1406).

NOTE.—Appropriation under above title transferred from Department of Commerce to Procurement Division, Treasury Department, under Executive Order No. 6166 of June 10, 1933.

Maintenance and Operation, Fuel Yards, District of Columbia, Bureau of Mines—Continued.

By objects	Obligations					
	Estimate, 1935		Estimate, 1934		Actual, 1933	
	Posi- tions	Av. salary	Posi- tions	Av. salary	Posi- tions	Av. salary
PERSONAL SERVICES, DEPARTMENTAL						
Professional service:						
Grade 5. Engineer.....	1	\$5,400	1	\$5,400	1	\$5,400
Grade 1. Junior fuel engineer.....			0.5	2,000	1	2,000
Subprofessional service:						
Grade 7. Principal engineering inspector.....	1	2,800	1	2,800	1	2,800
Clerical, administrative, and fiscal service:						
Grade 7. Junior administrative assistant.....	1	3,200	1	3,200	1	3,200
Grade 5. Senior clerk.....	2	2,400	3.5	2,457	4	2,450
Grade 4. Clerk.....	3	1,980	3	1,980	3	1,980
Grade 3. Assistant clerk.....	6	1,720	6	1,720	8	1,755
Grade 2. Junior clerk.....	1	1,800	1.5	1,720	3	1,600
Grade 1. Underclerk.....			0.5	1,260	1	1,260
Custodial service:						
Grade 9. Assistant mechanical superintendent.....	1	2,800	1	2,800	1	2,800
Grade 8. Principal mechanic.....	2	2,350	2	2,350	2	2,350
Grade 7. Senior mechanic.....	4	2,025	4	2,025	4	2,025
Grade 6. Mechanic.....	6	1,810	6	1,810	6	1,810
Grade 5. Junior mechanic.....	1	1,800	1	1,800	1	1,800
Grade 4. Undermechanic.....	1	1,560	1	1,560	1	1,560
Grade 3. Guard watchman.....	3	1,360	3	1,360	3	1,360
Minor mechanic.....	15	1,316	15	1,332	16	1,335
Senior laborer.....	8	1,305	8.5	1,300	9	1,308
Grade 2. Subordinate mechanic.....	1	1,380	1	1,380	1	1,380
Assistant messenger.....			0.5	1,260	1	1,260
Total permanent, departmental.....	57	99,720	61	107,470	68	118,912
Deduct lapses and administrative furloughs.....				2,465		1,419
Net permanent, departmental.....		99,720		105,005		117,493
Temporary employees, departmental.....		18,000		20,000		15,510
All personal services, departmental.....		117,720		125,005		133,003
Deduct legislative reductions in compensation.....		11,772		15,780		11,377
01 Personal services (net).....		105,948		109,225		121,626
OTHER OBLIGATIONS						
02 Supplies and materials.....		20,000		26,994		16,994
05 Communication service.....		649		452		649
06 Travel expenses.....		32		276		32
07 Transportation of things.....		15		19		15
08 Printing and binding.....		556		528		556
09 Advertising.....		11		46		11
10 Heat, light, and power.....		3,169		3,050		3,169
13 Special and miscellaneous current expenses.....		500		500		
30 Equipment.....		20,000		20,000		2,005
32 Structural and nonstructural improvements to land.....		5,000		5,000		2,768
33 Purchases for resale.....		1,400,000		1,200,000		1,332,032
Total other obligations.....		1,449,932		1,256,845		1,358,119
Grand total obligations.....		1,555,880		1,366,070		1,479,745
Deduct reimbursements from cost of operation and maintenance of fuel yards.....		1,555,880		1,366,070		1,479,745
Total estimate or appropriation.....						

OFFICE OF COMMISSIONER OF ACCOUNTS AND DEPOSITS

Salaries, Office of Commissioner of Accounts and Deposits—

For Commissioner of Accounts and Deposits and other personal services in the District of Columbia, [\$99,087] \$113,040 (act Mar. 3, 1933, 47 Stat., p. 1491).

Estimate 1935, \$113,040

Appropriated 1934, \$99,087

By objects	Obligations					
	Estimate, 1935		Estimate, 1934		Actual, 1933	
	Posi- tions	Av. salary	Posi- tions	Av. salary	Posi- tions	Av. salary
PERSONAL SERVICES, DEPARTMENTAL						
Professional service:						
Grade 7. Chief economist (tax consultant and financial adviser).....	1	\$7,000	1	\$7,000	1	\$7,000
Grade 5. Senior economic analyst.....	1	5,200	1	5,200	1	5,200
Grade 4. Economic analyst.....	1	3,800	1	3,800	1	3,800
Grade 2. Assistant economic analyst.....	2	2,650	2	2,650	2	2,650
Grade 1. Junior economic analyst.....	1	2,000	1	2,000	1	2,000
Subprofessional service:						
Grade 5. Library assistant.....					1	1,980

Salaries, Office of Commissioner of Accounts and Deposits—Con.

By objects	Obligations					
	Estimate, 1935		Estimate, 1934		Actual, 1933	
PERSONAL SERVICES, DEPARTMENTAL—CON.	Posi- tions	Av. salary	Posi- tions	Av. salary	Posi- tions	Av. salary
Clerical, administrative, and fiscal service:						
Grade 15. Executive officer (commissioner)	1	\$8,000	1	\$8,000	1	\$8,000
Executive officer (chief accountant)	1	8,000	0.5	8,000		
Grade 14. Executive officer (assistant commissioner)	1	6,500	1	6,500	1	6,500
Grade 12. Senior administrative officer:						
Assistant to commissioner	1	4,600	0.5	4,600		
Assistant to chief accountant	1	4,600	0.5	4,600		
Grade 11. Administrative officer (chief of section and accountant)	1	4,600	1	4,600	1	4,600
Chief insurance examiner	1	3,800	1	3,800	1	3,800
Grade 9. Senior administrative officer (chief of division)	1	3,800	1	3,800	1	3,800
Grade 8. Administrative assistant:						
Senior insurance examiner	1	3,300	1	3,300	1	3,300
Senior insurance examiner	1	2,900	1.5	3,000	2	3,050
Grade 7. Junior administrative assistant	3	2,766	3	2,766	3	2,766
Grade 6. Principal clerk	2	2,400	2	2,400	2	2,400
Grade 5. Senior clerk	4	2,050	3.5	2,056	3	2,066
Grade 4. Clerk	6	1,875	5	1,884	4	1,905
Grade 3. Assistant clerk-stenographer	6	1,700	6	1,700	6	1,700
Grade 2. Junior clerk-typist	3	1,540	3	1,520	3	1,540
Custodial service:						
Grade 3. Messenger	4	1,245	4	1,245	4	1,245
Total permanent, departmental	44	125,720	41.5	115,860	40	108,100
Deduct lapses and administrative furloughs		120		19		
		125,600		115,879		
Deduct legislative reductions		12,560		17,379		10,877
01 Personal services (net)		113,040		98,500		97,223
Received by transfer from "Pay and allowances, Coast Guard, 1934"				-9,167		
Net total obligations		113,040		89,333		97,223
Estimated savings and unobligated balance				9,754		10,937
Total estimate or appropriation		113,040		99,087		108,160

Library, Treasury Department—

For books of reference, law books, books on finance, technical and scientific books, newspapers, and periodicals, for expenses incurred in completing imperfect series, for library cards, supplies, and for all other necessary expenses, \$1,000 (*act Mar. 3, 1933, 47 Stat., p. 1491*).

Estimate 1935, \$1,000

Appropriated 1934, \$1,000

By objects	Obligations		
	Estimate, 1935	Estimate, 1934	Actual, 1933
02 Supplies and materials	\$1,000	\$1,000	\$921
Unobligated balances			79
Total estimate or appropriation	1,000	1,000	1,000

Total, Office of Commissioner of Accounts and Deposits, annual appropriations, general fund:

Estimate 1935, \$114,040

Appropriated 1934, \$100,087

DIVISION OF BOOKKEEPING AND WARRANTS

Salaries, Division of Bookkeeping and Warrants—

For the chief of the division, and other personal services in the District of Columbia, [\$153,584] \$150,390 (*U.S.C., title 5, sec. 255; act Mar. 3, 1933, 47 Stat., p. 1492*).

Estimate 1935, \$150,390

Appropriated 1934, \$153,584

By objects	Obligations					
	Estimate, 1935		Estimate, 1934		Actual, 1933	
PERSONAL SERVICES, DEPARTMENTAL	Posi- tions	Av. salary	Posi- tions	Av. salary	Posi- tions	Av. salary
Clerical, administrative, and fiscal service:						
Grade 13. Chief administrative officer (chief of division)	1	\$5,600	1	\$5,600	1	\$5,600
Grade 12. Head administrative officer (assistant chief of division)	1	4,600	1	4,600	1	4,600
Grade 11. Principal administrative officer	2	3,850	2	3,850	1	4,200
Grade 10. Junior administrative officer					1	3,500
Grade 9. Senior administrative assistant	1	3,200	1	3,200	1	3,200
Grade 8. Administrative assistant	2	2,600	2	2,600	2	2,900
Grade 7. Junior administrative assistant	7	2,771	7	2,771	7	2,771

Salaries, Division of Bookkeeping and Warrants—Continued.

By objects	Obligations					
	Estimate, 1935		Estimate, 1934		Actual, 1933	
PERSONAL SERVICES, DEPARTMENTAL—CON.	Posi- tions	Av. salary	Posi- tions	Av. salary	Posi- tions	Av. salary
Clerical, administrative, and fiscal service—Continued.						
Grade 6. Principal clerk.....	13	\$2, 446	13	\$2, 446	13	\$2, 446
Grade 5. Senior clerk.....	10	2, 240	10	2, 240	11	2, 291
Grade 4. Clerk.....	27	1, 904	27	1, 904	27	1, 913
Grade 3. Assistant clerk.....	3	1, 800	3	1, 800	3	1, 800
Grade 1. Under clerk.....	1	1, 260	1	1, 260	1	1, 260
Custodial service:						
Grade 4. Head messenger.....	1	1, 620	1	1, 620	1	1, 620
Grade 3. Messenger.....	5	1, 380	5	1, 380	5	1, 380
Total permanent, departmental.....	74	167, 100	74	167, 100	75	170, 140
Deduct lapses and administrative furloughs.....				535		3, 935
Net permanent, departmental.....		167, 100		166, 565		166, 205
Deduct legislative reductions.....		16, 710		25, 065		17, 054
01 Personal services (net).....		150, 390		141, 500		149, 151
Estimated savings and unobligated balances.....				12, 084		18, 589
Total estimate or appropriation.....		150, 390		153, 584		167, 740
BY ACTIVITIES						
General administration.....	7	20, 900	7	17, 698	7	18, 425
Appropriation bookkeeping.....	24	54, 140	24	45, 847	24	48, 129
Covering of public moneys into the Treasury.....	22	43, 900	22	37, 176	22	39, 280
Preparation of financial reports.....	6	15, 480	6	13, 106	6	14, 043
Budget work and special deposit accounts.....	9	20, 620	9	17, 460	9	18, 538
Handling of outstanding liabilities, duplicate checks, and appropriations for "Contingent expenses, public moneys", and "Recoinage of gold, silver, and minor coins".....	6	12, 060	6	10, 213	6	10, 736
Total.....	74	167, 100	74	141, 500	74	149, 151
Deduct legislative reductions.....		16, 710				
Net total.....		150, 390		141, 500		149, 151

Contingent Expenses, Public Moneys—

Contingent expenses, public moneys: For contingent expenses under the requirements of section 3653 of the Revised Statutes (*U.S.C., title 31, sec. 545*), for the collection, safe-keeping, transfer, and disbursement of the public money, transportation of notes, bonds, and other securities of the United States, salaries of special agents, actual expenses of examiners detailed to examine the books, accounts and money on hand at the several depositories, including national banks acting as depositories under the requirements of section 3649 of the Revised Statutes (*U.S.C., title 31, sec. 548*), also including examinations of cash accounts at mints and cost of insurance on shipments of money by registered mail when necessary, [\$130,000] \$150,000 (*U.S.C., title 31, secs. 545, 548; act Mar. 3, 1933, 47 Stat., p. 1492*).

Estimate 1935, \$150,000

Appropriated 1934, \$130,000

By objects	Obligations		
	Estimate, 1935	Estimate, 1934	Actual, 1933
02 Supplies and materials	\$280	\$221	\$265
05 Communication service	1,410	1,068	1,316
06 Travel expenses	160	125	150
Transportation of things:			
0700 Freight and incidental expenses	115	90	108
0710 Express and incidental expenses	6,330	4,937	5,919
0720 Parcel-post delivery	114,065	88,969	106,683
0780 Mail insurance	27,640	21,560	25,853
07 Total transportation of things	148,150	115,556	138,563
Grand total obligations	150,000	117,000	140,294
Estimated savings and unobligated balances		13,000	9,706
Total estimate or appropriation	150,000	130,000	150,000

Recoinage of Minor Coins—

Recoinage of minor coins: To enable the Secretary of the Treasury to continue the recoinage of worn and uncurrent minor coins of the United States now in the Treasury or hereafter received, and to reimburse the Treasurer of the United States for the difference between the nominal or face value of such coins and the amount the same will produce in net coins, \$65,000 (*act Feb. 23, 1931, 46 Stat., p. 1220*) (submitted).

Estimate 1935, \$65,000

13 Recoinage of minor coins: Obligations—1935, \$65,000.

Total, Division of Bookkeeping and Warrants, annual appropriations, general fund:

Estimate 1935, **\$365,390** Appropriated 1934, **\$283,584**

Indefinite appropriation:

Recoinage of Silver Coins—

That the Secretary of the Treasury is hereby authorized and directed to cause all worn and uncurrent subsidiary silver coin of the United States now in the Treasury, and hereafter received, to be recoined, and to reimburse the Treasurer of the United States for the difference between the nominal or face value of such coin and the amount the same will produce in new coin from any moneys in the Treasury not otherwise appropriated (U.S.C., title 31, sec. 320).

By objects	Obligations		
	Estimate, 1935	Estimate, 1934	Actual, 1933
13 In the adjustment of accounts on account of the difference between the nominal or face value of worn and uncurrent subsidiary silver coins sent to the mints for recoinage and the amount the same will produce in new coin, not requiring any cash disbursement from the Treasury—		\$700,000	\$752,357
Excess of obligations over estimate—		—700,000	—751,357
Total estimate or appropriation—			1,000

Total, Division of Bookkeeping and Warrants, general fund:

Estimate 1935, **\$365,390** Appropriated 1934, **\$283,584**

Special funds:

Relief of the Indigent, Alaska Fund—

Indefinite appropriation of 10 per cent of the receipts from licenses collected outside of incorporated towns in Alaska, to be expended for the relief of persons in Alaska who are indigent and incapacitated through nonage, old age, sickness, or accident (U. S. C., title 48, sec. 41).

Redistribution, Funds for Indigent, Alaska Fund—

Indefinite appropriation of such portion of the fund for relief of indigent in Alaska as may remain unexpended and be returned to the Treasury, available for relief in other divisions of the Territory when needed (U. S. C., title 48, sec. 41).

Total, Alaska relief funds, special funds:

Estimate 1935, **\$15,000** Appropriated 1934, **\$18,000**

By objects	Obligations		
	Estimate, 1935	Estimate, 1934	Actual, 1933
22 Relief in Alaska of indigent persons—	\$15,000	\$15,000	\$31,772
Estimated savings and unobligated balances—		3,000	13,772
Total estimate or appropriation—	15,000	18,000	18,000

Total, Division of Bookkeeping and Warrants, general and special funds:

Estimate 1935, **\$380,390** Appropriated 1934, **\$301,584**

PUBLIC DEBT SERVICE

Public Debt Service—

For necessary expenses connected with the administration of any public debt issues and United States paper currency issues with which the Secretary of the Treasury is charged, including the purchase of law books, directories, books of reference, pamphlets, periodicals, and newspapers, and including the Commissioner of the Public Debt and other personal services in the District of Columbia,

[\$2,150,000] \$1,892,500: *Provided*, That the amount to be expended for personal services in the District of Columbia shall not exceed \$2,125,000; \$1,867,500: *Provided further*, That the indefinite appropriation "Expenses of loans, Act of September 24, 1917, as amended and extended" (U.S.C., title 31, secs. 760, 761), shall not be used during the fiscal year [1934] 1935 to supplement the appropriation herein made for the current work of the Public Debt Service (U.S.C., title 31, secs. 760, 761; act Mar. 3, 1933, 47 Stat., p. 1492).

Estimate 1935, **\$1,892,500**

Appropriated 1934, **\$2,150,000**

By objects	Obligations					
	Estimate, 1935		Estimate, 1934		Actual, 1933	
<i>Office Commissioner Public Debt</i>						
PERSONAL SERVICES, DEPARTMENTAL						
Professional service:						
Grade 5. Attorney (member of legal staff).	1	\$5,200	1	\$5,200	1	\$5,200
Clerical, administrative, and fiscal service:						
Grade 15. Senior executive officer (Commissioner).	1	9,000	1	9,000	1	9,000
Grade 14. Executive officer (Assistant Commissioner)	1	7,000	1	7,000	1	7,000
Grade 10. Junior administrative officer (Deputy Commissioner)	1	3,800	1	3,800	1	3,800
Grade 8. Administrative assistant	1	2,900	1	2,900	1	2,900
Grade 7. Junior administrative assistant	2	2,900	2	2,900	2	2,900
Grade 6. Principal clerk-stenographer	1	2,800	1	2,800	1	2,800
Grade 5. Senior clerk	3	2,434	3	2,434	3	2,434
Senior clerk-stenographer	1	2,000	1	2,000	1	2,000
Grade 4. Clerk	3	2,100	3	2,100	3	2,100
Principal stenographer	1	2,040	1	2,040	1	2,040
Grade 3. Assistant clerk	2	1,920	2	1,920	2	1,920
Grade 2. Junior clerk	1	1,800	1	1,800	1	1,800
Custodial service:						
Grade 3. Messenger	5	1,296	5	1,296	5	1,296
Total permanent, departmental	24	66,260	24	66,260	24	66,260
<i>Division of Loans and Currency</i>						
PERSONAL SERVICES, DEPARTMENTAL						
Professional service:						
Grade 4. Attorney	1	4,200	1	4,200	1	4,200
Grade 2. Assistant attorney					1	2,600
Subprofessional service:						
Grade 5. Nurse	1	1,980	1	1,980	1	1,980
Grade 2. Relief room assistant	1	1,620	1	1,620	1	1,620
Clerical, administrative, and fiscal service:						
Grade 13. Chief administrative officer	1	5,600	1	5,600	1	5,600
Grade 12. Head administrative officer	2	4,900	2	4,900	2	4,900
Grade 10. Senior administrative officer	3	3,800	3	3,800	3	3,800
Grade 9. Administrative officer	3	3,300	3	3,300	3	3,300
Grade 8. Associate administrative officer	4	3,250	5	3,220	5	3,220
Grade 7. Assistant administrative officer	13	2,754	13	2,769	14	2,786
Grade 6. Principal clerk	24	2,532	24	2,538	23	2,548
Grade 5. Senior clerk	78	2,247	78	2,247	80	2,253
Senior clerk-stenographer	2	2,200	2	2,200	3	2,333
Grade 4. Clerk	69	1,963	69	1,963	71	1,966
Clerk-stenographer	2	2,070	2	2,070	2	2,070
Grade 3. Assistant clerk	128	1,824	149	1,824	153	1,825
Senior stenographer	13	1,652	13	1,652	14	1,663
Senior operator, office devices	2	1,890	2	1,890	2	1,890
Grade 2. Junior clerk	154	1,667	185	1,657	191	1,672
Senior typist	32	1,620	32	1,620	31	1,622
Junior stenographer	22	1,541	22	1,541	22	1,541
Junior operator, office devices	3	1,800	3	1,800	3	1,800
Grade 1. Underclerk	65	1,492	78	1,490	106	1,501
Junior typist	4	1,425	5	1,392	5	1,392
Underoperator, office devices	2	1,290	2	1,290	2	1,290
Custodial service:						
Grade 8. Principal mechanic	1	2,600	1	2,600	1	2,600
Grade 7. Senior mechanic	1	2,300	1	2,300	1	2,300
Grade 6. Mechanic	2	1,800	3	1,860	3	1,860
Grade 5. Junior mechanic	3	1,620	3	1,620	3	1,620
Grade 4. Assistant foreman of laborers	1	1,560	1	1,560	1	1,560
Senior guard					1	1,440
Grade 3. Messenger	39	1,383	40	1,383	40	1,383
Senior laborer	19	1,320	24	1,315	23	1,310
Minor mechanic	2	1,290	2	1,290	2	1,290
Total permanent, departmental	697	1,280,000	771	1,403,560	815	1,481,900
<i>Division of Public Debt, Accounts, and Audit</i>						
PERSONAL SERVICES, DEPARTMENTAL						
Clerical, administrative, and fiscal service:						
Grade 13. Chief administrative officer (chief of division)	1	5,600	1	5,600	1	5,600
Grade 11. Principal administrative officer (assistant chief of division)	1	4,600	1	4,600	1	4,600
Grade 9. Full administrative officer (chief of section)	1	3,600	1	3,600	1	3,600
Grade 8. Associate administrative officer (chief of section)	1	3,200	1	3,200	1	3,200
Grade 7. Assistant administrative officer (assistant chief of section)	3	2,933	3	2,933	3	2,933
Grade 6. Principal clerk (chief of section)	1	2,700	1	2,700	1	2,700
Principal clerk	9	2,566	9	2,533	9	2,533
Grade 5. Senior clerk-stenographer	1	2,400	1	2,400	1	2,400
Senior clerk	11	2,318	11	2,318	11	2,318

Public Debt Service—Continued.

By objects	Obligations					
	Estimate, 1935		Estimate, 1934		Actual, 1933	
<i>Division of Public Debt, Accounts, and Audit—Continued.</i>						
PERSONAL SERVICES, DEPARTMENTAL—CON.						
Clerical, administrative, and fiscal service—Continued.	Posi- tions	Av. salary	Posi- tions	Av. salary	Posi- tions	Av. salary
Grade 4. Clerk-stenographer.....	1	\$1,980	1	\$1,980	1	\$1,980
Head operator, office devices.....	1	1,860	1	1,860	1	1,860
Clerk.....	15	1,996	15	1,996	15	1,996
Grade 3. Head typist.....	1	1,800	1	1,800	1	1,800
Assistant clerk-stenographer.....	1	1,860	1	1,860	1	1,860
Senior operator, office devices.....	5	1,788	6	1,780	6	1,780
Assistant clerk.....	33	1,811	34	1,811	35	1,809
Grade 2. Junior clerk-typist.....	1	1,800	1	1,800	1	1,800
Senior typist.....	3	1,560	3	1,560	3	1,560
Junior clerk.....	7	1,560	7	1,560	9	1,586
Grade 1. Underclerk.....	4	1,560	5	1,560	6	1,560
Custodial service:						
Grade 3. Messenger.....	7	1,329	8	1,312	8	1,312
Total permanent, departmental.....	108	218,580	112	224,580	116	231,240
<i>Office Register of the Treasury</i>						
PERSONAL SERVICES, DEPARTMENTAL						
Clerical, administrative, and fiscal service:						
Grade 13. Executive officer (Register of the Treasury).....	1	6,000	1	5,650	1	6,200
Grade 10. Senior administrative officer (Assistant Register).....	1	3,800	1	3,533	1	3,900
Grade 9. Administrative officer (chief of division).....	2	3,400	2	3,400	2	3,600
Grade 7. Assistant administrative officer.....	5	2,950	6	2,950	6	2,950
Grade 6. Principal clerk.....	7	2,571	7	2,571	7	2,643
Grade 5. Senior clerk.....	14	2,271	13	2,292	15	2,307
Grade 4. Clerk.....	28	1,974	27	1,991	28	2,003
Grade 3. Assistant clerk.....	43	1,797	48	1,790	52	1,795
Grade 2. Junior clerk.....	61	1,642	63	1,639	72	1,648
Senior typist.....	5	1,488	5	1,488	5	1,488
Grade 1. Underclerk.....	100	1,499	112	1,498	132	1,495
Subprofessional service:						
Grade 4. Nurse.....	1	1,740	1	1,740	1	1,800
Custodial service:						
Grade 4. Under mechanic.....	1	1,500	1	1,500	2	1,500
Grade 3. Messenger.....	14	1,375	14	1,384	14	1,376
Grade 2. Charwoman.....	1	1,140	1	1,140	1	1,140
Total permanent, departmental.....	284	495,000	302	523,503	339	586,280
Deduct cost of reimbursable work.....		3,000		3,000		3,000
Net permanent, departmental.....		492,000		520,503		583,280
<i>Division of Paper Custody</i>						
PERSONAL SERVICES, DEPARTMENTAL						
Clerical, administrative, and fiscal service:						
Grade 8. Administrative assistant (chief of division).....	1	3,100	1	3,100	1	3,100
Grade 7. Junior Administrative assistant (U.S. superintendent).....	1	2,700	1	2,700	1	2,700
Grade 6. Principal clerk (assistant chief of division).....	1	2,400	1	2,400	1	2,400
Grade 5. Senior clerk.....	1	2,000	1	2,000	1	2,000
Grade 4. Clerk.....	1	1,800	1	1,800	1	1,800
Grade 3. Assistant clerk.....	5	1,668	5	1,668	5	1,704
Grade 2. Junior clerk.....	2	1,500	2	1,500	2	1,500
Grade 1. Underclerk.....	8	1,425	8	1,425	8	1,425
Custodial service:						
Grade 3. Messenger.....	1	1,440	1	1,440	1	1,440
Senior laborer.....	5	1,272	6	1,310	7	1,294
Grade 2. Junior laborer.....	3	1,300	3	1,300	3	1,300
Total permanent, departmental.....	29	46,440	30	47,940	31	49,320
Deduct cost of reimbursable work.....		12,000		12,000		12,000
Net permanent, departmental.....		34,440		35,940		37,320
Total permanent, departmental.....	1,142	2,091,280	1,239	2,250,843	1,325	2,400,000
Deduct lapses and administrative furloughs.....		16,280		63,217		56,422
Net permanent, departmental.....		2,075,000		2,187,626		2,343,578
Deduct legislative reductions.....		207,500		337,626		242,358
01 Personal services (net).....		1,867,500		1,850,000		2,101,220
OTHER OBLIGATIONS						
02 Supplies and materials.....		2,400		2,400		2,429
05 Communication service.....		6,200		6,190		6,189
06 Travel expenses.....		200		200		210
12 Repairs and alterations.....		2,210		2,210		2,387
30 Equipment.....		13,990		14,000		19,752
Total other obligations.....		25,000		25,000		30,967
Grand total obligations.....		1,892,500		1,875,000		2,132,187
Estimated savings and unobligated balances.....				275,000		292,813
Total estimate or appropriation.....		1,892,500		2,150,000		2,425,000

Distinctive Paper for United States Securities—

Distinctive paper for United States securities: For distinctive paper for United States currency, national-bank currency, and Federal reserve bank currency, not exceeding two million pounds, including transportation of paper, traveling, mill, and other necessary expenses, and salaries of employees, and allowance, in lieu of expenses, of officer or officers detailed from the Treasury Department, not exceeding \$50 per month each when actually on duty; in all, **\$550,000** *Provided*, That no part of this appropriation shall be expended for the purchase of such paper at a price per pound in excess of 32¼ cents: *Provided further*, That in order to foster competition in the manufacture of distinctive paper for United States securities, the Secretary of the Treasury is authorized, in his discretion, to split the award for such paper for the fiscal year **1934** 1935 between the two bidders whose prices per pound are the lowest received after advertisement, but not in excess of the price fixed herein (*U.S.C., title 31, secs. 759-761; act Mar. 3, 1933, 47 Stat., p. 1492*).

Estimate 1935, **\$462,772**Appropriated 1934, **\$550,000**

By objects	Obligations					
	Estimate, 1935		Estimate, 1934		Actual, 1933	
PERSONAL SERVICES, FIELD	Posi- tions	Av. salary	Posi- tions	Av. salary	Posi- tions	Av. salary
Clerical, administrative, and fiscal service:						
Grade 1. Underclerk.....	4	\$1,275	4	\$1,275	4	\$1,275
Junior typist.....	1	1,440	1	1,440	1	1,440
Custodial service:						
Grade 5. Clerk-register.....	3	1,740	3	1,740	3	1,740
Grade 3. Senior laborer (guard).....	8	1,260	8	1,260	8	1,260
Total permanent, field.....	16	21,840	16	21,840	16	21,840
Deduct lapses and administrative furloughs.....		5,824		5,824		
Net permanent, field.....		16,016		16,016		21,840
Temporary employees, field.....		6,264		6,264		1,910
All personal services, field.....		22,280		22,280		23,750
Deduct legislative reductions.....		2,228		3,477		2,477
01 Personal services (net).....		20,052		18,803		21,273
OTHER OBLIGATIONS						
02 Supplies and materials (distinctive paper).....		402,733		401,000		568,144
03 Allowance, in lieu of expenses, for quarters and subsistence.....		900		900		561
05 Communication service.....		25		25		5
06 Travel expenses.....		500		500		40
07 Transportation of things (service).....		39,204		39,664		43,433
09 Advertising and publication of notices.....		50		50		40
13 Special and miscellaneous current expenses and contingencies.....		1,018		2,291		34
Total other obligations.....		444,430		444,430		612,257
Grand total obligations.....		464,482		463,233		633,530
Deduct amount received from miscellaneous sources.....		1,710		1,710		3,241
Net total obligations.....		462,772		461,523		630,289
Estimated savings and unobligated balance.....				88,477		9,711
Total estimate or appropriation.....		462,772		550,000		640,000

Total, Public Debt Service proper, annual appropriations, general fund:

Estimate 1935, **\$2,355,272**Appropriated 1934, **\$2,700,000**

Indefinite appropriations:

Expenses of Loans (Act Sept. 24, 1917, as Amended and Extended)—Indefinite appropriation of an amount not exceeding one-tenth of 1 per cent of the amount of bonds and certificates of indebtedness authorized for payment of all necessary expenses of issue, including rent (*U.S.C., title 31, sec. 759*).

Indefinite appropriation of a sum not exceeding one-fifth of 1 per cent of the amount of bonds, notes, and war-saving certificates and one-tenth of 1 per cent of the amount of certificates of indebtedness authorized for payment of all necessary expenses of issue, including rent **\$543,387** *Provided*, of which amount not to exceed **\$137,327** *Provided*, may be expended for personal services in the District of Columbia (*U.S.C., title 31, secs. 759-760*).

Estimate 1935, **\$510,522**Appropriated 1934, **\$543,387**

Expenses of Loans (Act Sept. 24, 1917, as Amended and Extended)—Continued.

By objects	Obligations					
	Estimate, 1935		Estimate, 1934		Actual, 1933	
<i>Secretary's Office</i>						
PERSONAL SERVICES, DEPARTMENTAL	Posi- tions	Av. salary	Posi- tions	Av. salary	Posi- tions	Av. salary
Professional service:						
Grade 7. Special attorney.....	2	\$5,600	0.1	\$686	2	\$7,000
Grade 6. Senior attorney.....	1	3,200	1.8	5,574	2	5,600
Grade 3. Associate attorney.....						
Clerical, administrative, and fiscal service:						
Grade 11. Administrative assistant.....	1	3,800	1	3,800		
Grade 6. Principal clerk.....	1	2,300	1	2,300	1	2,300
Grade 5. Senior clerk.....	1	2,000	0.8	1,583		
Custodial service:						
Grade 3. Messenger.....	1	1,500	1	1,500	1	1,500
Total permanent, departmental.....	7	24,000	6.7	23,102	6	29,000
<i>Division of Loans and Currency</i>						
PERSONAL SERVICES, DEPARTMENTAL						
Clerical, administrative, and fiscal service:						
Grade 4. Clerk.....	1	1,980	1	1,980	2	1,980
Grade 3. Assistant clerk.....	17	1,888	17	1,888	18	1,880
Senior stenographer.....	2	1,710	2	1,710	2	1,710
Senior operator, office devices.....						
Grade 2. Junior clerk.....	16	1,699	16	1,699	11	1,664
Senior typist.....	4	1,470	4	1,470	3	1,600
Junior operator, office devices.....	1	1,800	1	1,800		
Junior stenographer.....	3	1,440	3	1,440	3	1,560
Grade 1. Underclerk.....	17	1,465	17	1,465	18	1,476
Underoperator, office devices.....	2	1,260	2	1,260	2	1,260
Junior typist.....	7	1,286	7	1,286	9	1,300
Custodial service:						
Grade 4. Senior guard.....	1	1,320	1	1,320		
Grade 3. Senior laborer.....	2	1,200	2	1,200	3	1,200
Minor mechanic.....	1	1,200	1	1,200	1	1,200
Messenger.....	1	1,500	1	1,500	1	1,500
Guard.....	1	1,260	1	1,260	1	1,260
Total permanent, departmental.....	76	120,780	76	120,780	74	117,301
Temporary employees, departmental.....				275,000		
		120,780		395,780		117,301
Total, permanent, departmental.....	83	144,780	82.7	143,882	80	146,301
Temporary employees, departmental.....				275,000		
All personal services, departmental.....		144,780		418,882		146,301
Deduct lapses and administrative furloughs.....				20,200		17,236
Net permanent, departmental.....		144,780		398,682		129,065
Deduct legislative reductions.....		14,478		21,582		13,869
01 Personal services (net).....		130,302		377,100		115,196
OTHER OBLIGATIONS						
02 Supplies and materials.....		19,000		24,000		19,144
05 Communication service.....		27,600		27,000		27,524
06 Travel expenses.....		3,500		3,500		3,581
07 Transportation of things.....		1,400		1,400		1,385
08 Engraving and printing.....		61,720		95,000		60,407
30 Equipment.....		1,000		6,000		1,014
Total other obligations.....		114,220		156,900		113,058
<i>Reimbursement to Federal Reserve banks</i>						
01 Personal services, Federal Reserve bank employees.....		150,000		200,000		149,846
OTHER OBLIGATIONS						
02 Supplies and materials.....		50,000		50,000		53,472
05 Communication service.....		65,000		80,000		68,173
09 Advertising and publication of notices.....				35,000		
13 Special and miscellaneous current expenses.....		1,000		1,000		1,082
Total other obligations.....		115,000		166,000		122,727
Total for Federal Reserve banks.....		265,000		366,000		272,573
RECAPITULATION						
Total, departmental service.....		244,522		534,000		228,25
Total, Federal Reserve banks.....		266,000		346,000		272,573
Excess of obligations over estimates.....				-356,613		
Total estimate or appropriation.....		510,522		543,387		500,827

Preparation, Custody, and Delivery of Farm Loan Bonds, Reimbursable—

Indefinite appropriation to cover the expenses incurred in the preparation, custody, and delivery of farm-loan bonds, reimbursable by the [Federal Farm Loan Board] *Farm Credit Administration* through assessment upon the farm-loan banks in proportion to the work executed (U.S.C., title 12, sec. 864).

Estimate 1935, **\$17,861** Appropriated 1934, **\$45,000**

08 Printing and binding, engraving, etc.: Obligations—1935, \$17,861; 1934, \$17,861; 1933, \$10,229.

Preparation, Custody, and Delivery of Federal Intermediate Credit Banks Securities, Reimbursable—

Indefinite appropriation to cover the expenses incurred in the preparation, custody, and delivery of Federal intermediate credit banks securities, reimbursable by the [Federal Farm Loan Board] *Farm Credit Administration* through assessment upon the Federal intermediate credit banks in proportion to the work executed (U.S.C., title 12, sec. 1042).

Estimate 1935, **\$2,139** Appropriated 1934, **\$2,600**

08 Printing and binding, engraving, etc.: Obligations—1935, \$2,139; 1934, \$2,139; 1933, \$1,912.

Total, Public Debt Service, proper, permanent appropriations:

Estimate 1933, **\$530,522** Appropriated 1934, **\$590,987**

Total, Public Debt Service proper, general fund:

Estimate 1935, **\$2,885,794** Appropriated 1934, **\$3,290,987**

Permanent indefinite appropriations:

Interest on the Public Debt—

Indefinite appropriation for payment of interest on public debt (U.S.C., title 31, sec. 732).

Estimate 1935, **\$824,349,000** Appropriated 1934, **\$725,000,000**
Revised 1934, **\$742,000,000**

2000 Interest on the public debt of the United States: Obligations—1935, \$824,349,000; 1934, \$742,000,000; 1933, \$689,243,011.

Sinking fund—

SEC. 6. (a) That there is hereby created in the Treasury a cumulative sinking fund for the retirement of bonds and notes issued under the first Liberty Bond Act, the Second Liberty Bond Act, the Third Liberty Bond Act, the Fourth Liberty Bond Act, or under this Act, and outstanding on July 1, 1920. The sinking fund and all additions thereto are hereby appropriated for the payment of such bonds and notes at maturity, or for the redemption or purchase thereof before maturity by the Secretary of the Treasury at such prices and upon such terms and conditions as he shall prescribe, and shall be available until all such bonds and notes are retired. The average cost of the bonds and notes purchased shall not exceed par and accrued interest. Bonds and notes purchased, redeemed, or paid out of the sinking fund shall be canceled and retired and shall not be reissued. For the fiscal year beginning July 1, 1920, and for each fiscal year thereafter, until all such bonds and notes are retired, there is hereby appropriated, out of any money in the Treasury not otherwise appropriated, for the purpose of such sinking fund, an amount equal to the sum of (1) 2½ per centum of the aggregate amount of such bonds and notes outstanding on July 1, 1920, less an amount equal to the par amount of any obligations of foreign Governments held by the United States on July 1, 1920, and (2) the interest which would have been payable during the fiscal year for which the appropriation is made on the bonds and notes purchased, redeemed, or paid out of the sinking fund during such year or in previous years.

That subdivision (a) of section 6 of the Victory Liberty Loan Act is amended by inserting before the period at the end of the first sentence a comma and the following words: "and of bonds and notes thereafter issued, under any of such Acts or under any of such Acts as amended, for refunding purposes" (U.S.C., title 31, sec. 767).

For each fiscal year beginning with the fiscal year 1934, there is hereby appropriated, in addition to and as part of, the cumulative sinking fund provided by section 6 of the Victory Liberty Loan Act, as amended, out of any money in the Treasury not otherwise appropriated, for the purpose of such fund, an amount equal to 2½ per centum of the aggregate amount of the expenditures made out of appropriations made or authorized under this Act as determined by the Secretary of the Treasury (sec. 210 (b) of the National Industrial Recovery Act of June 16, 1933, 48 Stat., p. 206).

Estimate 1935, **\$517,683,250** Appropriated 1934, **\$432,852,621**
Revised 1934, **\$482,929,374**

4001 Cumulative sinking fund: Obligations—1935, \$517,683,250; 1934, \$482,929,374; 1933, \$425,569,628.

Addition to cumulative sinking fund (section 308 of Emergency Relief and Construction Act of 1932): To carry into effect the provisions of section 303 of the Emergency Relief and Construction Act of 1932, approved July 21, 1932 (47 Stat., p. 709), there is hereby appropriated for [the] each fiscal year [1934] beginning with the fiscal year 1935, out of any money in the Treasury not otherwise

appropriated, for the purposes of the cumulative sinking fund provided in section 6 of the Victory Liberty Loan Act, as amended, in addition to amounts otherwise appropriated, a sum equal to 2½ per centum of the aggregate of the expenditures [during the fiscal year 1933] on or after June 30, 1933, from appropriations made or authorized in sections 301 and 302, Title III, of the Emergency Relief and Construction Act of 1932 (acts July 21, 1932, 47 Stat., p. 709; Mar. 3, 1933, 47 Stat. p. 1492).

Estimate 1935, **\$8,055,600** Appropriated 1934, **\$6,805,600**
Revised 1934, **\$5,192,126**

Addition to cumulative sinking fund: Obligations—1935, \$8,055,600; 1934, \$5,192,126.

Total, Public Debt Service, general fund:

Estimate 1935, **\$1,352,973,644** Appropriated 1934, **\$1,167,949,208**
Revised 1934, **\$1,233,412,487**

Special funds:

Purchase and/or Redemption of Bonds, etc., from Cash Repayment of Principal by Foreign Governments—

SEC. 3. That the Secretary of the Treasury, under such terms and conditions as he may prescribe, is hereby authorized to receive on or before maturity payment for any obligations of such foreign Governments purchased on behalf of the United States, and to sell at not less than the purchase price any of such obligations and to apply the proceeds thereof, and any payments made by foreign Governments on account of their said obligations to the redemption or purchase at not more than par and accrued interest of any bonds of the United States issued under the authority of this Act; and if such bonds are not available for this purpose, the Secretary of the Treasury shall redeem or purchase any other outstanding interest-bearing obligations of the United States which may at such time be subject to call or which may be purchased at not more than par and accrued interest (*U.S.C., title 31, sec. 801*).

Appropriated 1934, **\$90,812,100**
Revised 1934, **0**

4002 Purchase and/or redemption of bonds, etc., from cash repayments of principal by foreign governments: Obligations—1935, 1934, 1933, \$69,138,878.

Obligations Retired from Federal Reserve Bank Franchise Tax Receipts—

[SEC. 7. * * * The net earnings derived by the United States from Federal reserve banks shall, in the discretion of the Secretary, be used to supplement the gold reserves held against outstanding United States notes, or shall be applied to the reduction of the outstanding bonded indebtedness of the United States under regulations to be prescribed by the Secretary of the Treasury. Should a Federal reserve bank be dissolved or go into liquidation, any surplus remaining after the payment of all debts, dividend requirements as hereinbefore provided, and the par value of the stock shall be paid to and become the property of the United States and shall be similarly applied] (*U.S.C., title 12, sec. 290*).

Appropriated 1934, **\$3,500,000**
Revised 1934, **0**

4004 Obligations retired from Federal Reserve Bank franchise tax receipts: Obligations—1933, \$2,011,400.

Retirements from Gifts, Forfeitures, and Other Miscellaneous Receipts—

Indefinite appropriation for the redemption of the face amount of bonds received from gifts, forfeitures, and other miscellaneous receipts covered into the Treasury (*various acts*).

Estimate 1935, **\$25,000** Appropriated 1934, **\$100,000**
Revised 1934, **\$50,000**

4005 Miscellaneous, forfeitures, gifts, etc.: Obligations—1935, \$25,000; 1934, \$50,000; 1933, \$21,100.

Total, Public Debt Service, special funds:

Estimate 1935, **\$25,000** Appropriated 1934, **\$94,412,100**
Revised 1934, **\$50,000**

Total, public debt retirements payable from ordinary receipts, general and special funds:

Estimate 1935, **\$525,763,850** Appropriated 1934, **\$534,070,321**
Revised 1934, **\$488,171,500**

Total, Public Debt Service, general and special funds:

Estimate 1935, **\$1,352,998,644** Appropriated 1934, **\$1,262,361,308**
Revised 1934, **\$1,233,462,487**

11724—33—32

DIVISION OF APPOINTMENTS

Salaries, Division of Appointments—

Salaries: For the chief of the division, and other personal services in the District of Columbia, **\$42,570** **\$39,492** (*act Mar. 3, 1933, 47 Stat., p. 1493*).

Annual appropriation, general fund:

Estimate 1935, **\$39,492** Appropriated 1934, **\$42,570**

By objects	Obligations					
	Estimate, 1935		Estimate, 1934		Actual, 1933	
PERSONAL SERVICES, DEPARTMENTAL	Posi- tions	Av. salary	Posi- tions	Av. salary	Posi- tions	Av. salary
Clerical, administrative, and fiscal service:						
Grade 12. Administrative officer (chief of division).....	1	\$5,400	1	\$5,400	1	\$5,400
Grade 9. Senior administrative assistant (assistant chief of division)....	1	3,500	1	3,500	1	3,500
Grade 5. Senior clerk.....	4	2,250	4	2,250	4	2,275
Grade 4. Clerk.....	2	1,920	3	2,000	3	2,000
Grade 3. Assistant clerk.....	6	1,710	6	1,710	6	1,710
Assistant clerk-stenographer.....	1	1,620	1	1,620	1	1,920
Grade 2. Junior clerk.....	1	1,440	1	1,440	1	1,440
Junior clerk-stenographer.....	1	1,440	1	1,440	1	1,440
Junior operator of office devices.....	1	1,500	1	1,500	1	1,500
Grade 1. Under clerk.....	3	1,460	3	1,460	3	1,460
Custodial service:						
Grade 3. Messenger.....	1	1,500	1	1,500	1	1,500
Total permanent, departmental.....	22	43,880	23	46,040	23	46,440
Deduct lapses and administrative furloughs.....				1,458		1,952
		43,880		44,582		44,488
Deduct legislative reductions.....		4,388		6,582		4,589
01 Personal services (net).....		39,492		38,000		39,899
Estimated savings and unobligated balance.....				4,500		7,981
Total estimate or appropriation.....		39,492		42,570		47,880

OFFICE OF DISBURSING CLERK

Salaries, Office of Disbursing Clerk—

Salaries: For the disbursing clerk and other personal services in the District of Columbia **\$50,362** **\$47,610** (*act Mar. 3, 1933, 47 Stat., p. 1493*).

Annual appropriation, general fund:

Estimate 1935, **\$47,610** Appropriated 1934, **\$50,362**

By objects	Obligations					
	Estimate, 1935		Estimate, 1934		Actual, 1933	
PERSONAL SERVICES, DEPARTMENTAL	Posi- tions	Av. salary	Posi- tions	Av. salary	Posi- tions	Av. salary
Clerical, administrative, and fiscal service:						
Grade 12. Senior administrative officer (disbursing clerk).....	1	\$5,400	1	\$5,400	1	\$5,400
Grade 9. Senior administrative assistant (deputy disbursing clerk).....	1	3,800	1	3,800	1	3,800
Grade 7. Junior administrative assistant (chief clerk).....	1	2,800	1	2,800	1	2,800
Grade 6. Principal clerk.....	1	2,900	1	2,900	1	2,900
Grade 5. Senior clerk.....	4	2,300	4	2,300	4	2,300
Grade 4. Clerk.....	3	1,980	3	1,980	3	1,980
Grade 3. Assistant clerk.....	5	1,752	6	1,800	6	1,800
Grade 2. Junior clerk.....	7	1,620	7	1,620	7	1,620
Custodial service:						
Grade 3. Messenger.....	2	1,380	2	1,380	2	1,380
Total permanent, departmental.....	25	52,900	26	54,940	26	54,940
Deduct lapses and administrative furloughs.....				1,699		520
		52,900		53,241		54,420
Deduct legislative reductions.....		5,290		8,241		5,797
01 Personal services (net).....		47,610		45,000		48,623
Estimated savings and unobligated balances.....				5,362		6,317
Total estimate or appropriation.....		47,610		50,362		54,940

BUREAU OF CUSTOMS

Collecting the Revenue from Customs—

Collecting the revenue from customs: For collecting the revenue from customs, for the detection and prevention of frauds upon the customs revenue, and not to exceed **\$10,000** **\$25,000** for the securing of evidence of violations of the customs laws, for expenses of transportation and transfer of customs receipts from points where

there are no Government depositories, not to exceed \$35,000 for allowances for living quarters, including heat, fuel, and light, as authorized by the Act approved June 26, 1930 (U.S.C., Supp. [V] VI, title 5, sec. 118a), but not to exceed \$720 for any one person, not to exceed \$5,000 for the hire of motor-propelled passenger-carrying vehicles, not to exceed \$500 for subscriptions to newspapers, and including the purchase (not to exceed \$25,000), exchange, maintenance, repair, and operation of motor-propelled passenger-carrying vehicles when necessary for official use in field work, [\$19,900,000] \$18,593,397, of which such amount as may be necessary shall be available for the cost of seizure, storage and disposition of any merchandise, vehicle and team, automobile, boat, air or water craft, or any other conveyance seized under the provisions of the customs laws, and [\$435,000] \$401,562 shall be available for personal services in the District of Columbia exclusive of ten persons from the field force authorized to be detailed under section 525 of the Tariff Act of 1930: *Provided*, That no part of this appropriation shall be expended for maintenance or repair of motor-propelled passenger-carrying vehicles for use in the District of Columbia except one for use in connection with the work of the customhouse in Georgetown (U.S.C., Supp. VI, title 5, secs. 118a, 281, 281a, 281b, 281f; title 19, secs. 4-13, 1619; act Mar. 3, 1933, 47 Stat., p. 1493).

Annual appropriations, general fund:

Estimated 1935, \$18,593,397

Appropriated 1934, \$19,900,000

By objects	Obligations					
	Estimate, 1935		Estimate, 1934		Actual, 1933	
	Posi- tions	Av. salary	Posi- tions	Av. salary	Posi- tions	Av. salary
PERSONAL SERVICES, DEPARTMENTAL						
Clerical, administrative and fiscal service:						
Grade 16. Commissioner	1	\$10,000	1	\$10,000	1	\$10,000
Grade 15. Executive officer (assistant commissioner)	1	8,000	1	8,000	1	8,000
Grade 14. Executive officer (deputy commissioner)	1	6,500	1	6,500	1	6,500
Executive officer (wool administrator)	1	6,500	1	6,500	1	6,500
Grade 13. Senior administrative officer	2	4,700	2	4,700	2	4,700
Grade 12. Administrative officer	3	4,067	3	4,067	3	4,067
Grade 11. Administrative officer	2	3,550	2	3,550	2	3,550
Grade 10. Senior administrative assistant	2	3,250	2	3,250	2	3,250
Grade 9. Administrative assistant	1	2,900	1	2,900	1	2,900
Grade 8. Junior administrative assistant	4	2,675	4	2,675	4	2,675
Grade 7. Principal clerk-stenographer	1	2,700	1	2,700	1	2,700
Grade 6. Principal clerk	8	2,375	8	2,375	8	2,375
Grade 5. Senior accounting and auditing assistant	1	2,500	1	2,500	1	2,500
Senior clerk and stenographer	2	2,100	4	2,100	4	2,100
Grade 4. Senior clerk	14	2,056	16	2,056	16	2,056
Grade 4. Clerk-stenographer	2	1,860	3	1,860	3	1,860
Clerk	14	1,849	16	1,849	15	1,851
Principal stenographer	4	1,836	5	1,836	5	1,836
Grade 3. Principal stenographer	12	1,708	13	1,708	15	1,696
Assistant clerk-stenographer	6	1,620	6	1,620	3	1,620
Senior stenographer	19	1,655	19	1,655	21	1,651
Grade 2. Junior clerk	24	1,610	24	1,610	25	1,618
Junior stenographer	2	1,440	2	1,440	2	1,440
Grade 1. Underclerk					1	1,560
Professional and scientific service:						
Grade 8. Head attorney (general counsel)	1	8,000	1	8,000	1	8,000
Grade 7. Principal attorney (assistant general counsel)	2	6,500	2	6,500	2	6,500
Grade 6. Principal attorney	6	5,667	6	5,667	6	5,666
Grade 5. Engineer	1	5,000	1	5,000	1	5,000
Senior attorney	6	4,600	6	4,600	6	4,600
Grade 4. Attorney	1	4,000	1	4,000	2	3,900
Engineer	1	3,800	1	3,800	1	3,800
Grade 3. Associate attorney	7	3,229	7	3,229	7	3,229
Statistical analyst	1	3,200	1	3,200	1	3,200
Grade 2. Assistant attorney	16	2,641	17	2,641	18	2,644
Assistant statistical analyst	1	2,600	1	2,600	1	2,600
Custodial service:						
Grade 4. Head messenger	1	1,440	1	1,440	1	1,440
Grade 3. Messenger	9	1,280	9	1,280	9	1,307
Total permanent, departmental	180	456,180	190	478,180	195	491,700
Deduct lapses and savings		10,000		10,000		21,377
Net personal services, departmental		446,180		468,180		470,323
PERSONAL SERVICES, FIELD						
Clerical, administrative, and fiscal service:						
Grade 16. Collector	1	12,000	1	12,000	1	12,000
Grade 15. Appraiser	1	9,000	1	9,000	1	9,000
Surveyor	1	9,000	1	9,000	1	9,000
Collector	3	8,833	3	8,833	3	8,833
Assistant collector	1	8,000	1	8,000	1	8,000
Comptroller	1	8,000	1	8,000	1	9,000
Grade 14. Assistant comptroller	1	7,500	1	7,500	1	7,500
Chief assistant appraiser	1	7,500	1	7,500	1	7,500
Collector	7	7,071	7	7,071	7	7,071
Treasury attaché	3	6,833	3	6,833	2	6,750
Assistant surveyor	1	6,500	1	6,500	1	6,500
Customs agent	1	6,500	1	6,500	1	6,500

Collecting the Revenue from Customs—Continued.

By objects	Obligations					
	Estimate, 1935		Estimate, 1934		Actual, 1933	
	Posi- tions	Av. salary	Posi- tions	Av. salary	Posi- tions	Av. salary
PERSONAL SERVICES, FIELD—continued						
Clerical, administrative, and fiscal service—Continued.						
Grade 13. Auditor	1	\$6,200	1	\$6,200	1	\$6,200
Collector	9	6,022	9	6,022	9	6,178
Treasury attaché	3	6,000	3	6,000	4	5,900
Deputy collector	5	5,800	5	5,800	6	5,800
Assistant appraiser	8	5,775	8	5,775	8	5,800
Assistant collector	10	5,740	10	5,740	10	5,760
Comptroller	6	5,633	6	5,633	6	5,633
Customs agent	18	5,622	18	5,622	18	5,622
Deputy comptroller	2	5,600	2	5,600	2	5,600
Deputy surveyor	1	5,600	1	5,600	1	5,600
Treasury representative	5	5,600	5	5,600	4	5,600
Grade 12. Collector	23	4,852	23	4,852	23	5,035
Assistant collector	9	4,822	9	4,822	9	4,844
Appraiser of merchandise	6	4,767	6	4,767	4	4,800
Customs agent	22	4,736	22	4,736	22	4,746
Assistant comptroller	6	4,733	6	4,733	6	4,733
Deputy collector	12	4,650	12	4,650	12	4,667
Acting appraiser					2	4,700
Assistant auditor	1	4,600	1	4,600	1	4,600
Cashier	1	4,600	1	4,600	1	5,000
Chief clerk	4	4,600	4	4,600	5	4,600
Chief liquidator	2	4,600	2	4,600	1	4,600
Clerk	3	4,600	3	4,600	3	4,600
Deputy surveyor	3	4,600	3	4,600	4	4,600
Examiner	38	4,600	38	4,600	41	4,600
Superintendent of warehouses	1	4,600	1	4,600	1	4,600
Treasury representative	3	4,600	3	4,600	3	4,600
Grade 11. Assistant collector	1	4,400	1	4,400	1	4,400
Special employee	1	4,400	1	4,400	1	4,400
Clerk	2	4,100	2	4,100	2	4,100
Customs agent	17	4,094	17	4,094	17	4,094
Deputy Collector	10	4,060	10	4,060	10	4,100
Examiner	16	4,060	16	4,060	17	4,047
Chief inspector	1	4,000	1	4,000	1	4,000
Deputy surveyor	1	4,000	1	4,000	1	4,000
Chief clerk	1	3,800	1	3,800	1	4,000
Auditor					1	3,800
Chief customs patrol inspector	1	3,800	1	3,800	1	3,800
Chief liquidator	1	3,800	1	3,800		
Deputy collector in charge	1	3,800	1	3,800	1	3,800
Grade 10. Chief liquidator	4	3,800	4	3,800	4	3,800
Examiner	1	3,800	1	3,800	1	3,800
Deputy collector	4	3,700	4	3,700	4	3,850
Chief assistant appraiser					2	3,750
Clerk	8	3,687	8	3,687	12	3,708
Assistant collector	16	3,656	16	3,656	16	3,644
Deputy surveyor	15	3,633	15	3,633	16	3,625
Appraiser of merchandise	6	3,600	6	3,600	4	3,650
Liquidator	2	3,600	2	3,600	4	3,650
Customs agent	11	3,518	11	3,518	12	3,525
Assistant cashier	1	3,500	1	3,500	1	4,000
Chief clerk					1	3,500
Confidential clerk	1	3,500	1	3,500	1	3,500
Deputy collector in charge	1	3,500	1	3,500	1	3,500
Entry clerk	4	3,500	4	3,500	5	3,580
Treasury representative	15	3,500	15	3,500	16	3,500
Grade 9. Special employee	2	3,700	2	3,700	2	3,700
Collector	3	3,566	3	3,566	3	3,567
Chief assistant appraiser					1	3,500
Clerk	20	3,415	20	3,415	20	3,415
Entry clerk	20	3,365	20	3,365	24	3,371
Cashier	2	3,350	2	3,350	2	3,350
Deputy collector	24	3,346	24	3,346	23	3,352
Assistant collector	6	3,333	6	3,333	6	3,333
Chief liquidator	11	3,327	11	3,327	11	3,337
Liquidator	106	3,317	106	3,317	112	3,316
Examiner	84	3,310	84	3,310	91	3,319
Deputy collector in charge	7	3,288	7	3,288	6	3,300
Customs agent	23	3,270	23	3,270	24	3,312
Chief entry clerk	6	3,233	6	3,233	6	3,283
Admeasurer	1	3,200	1	3,200	1	3,200
Appraiser of merchandise	1	3,200	1	3,200		
Chief customs patrol inspector	1	3,200	1	3,200	1	3,200
Chief inspector	1	3,200	1	3,200	1	3,200
Staff officer	20	3,200	20	3,200	20	3,200
Grade 8. Auditor	1	3,300	1	3,300	1	3,300
Collector	1	3,300	1	3,300	1	3,300
Chief mounted inspector					4	3,225
Superintendent of warehouses	2	3,150	2	3,150	2	3,150
Chief customs patrol inspector	9	3,133	9	3,133	5	3,060
Chief liquidator	1	3,100	1	3,100	1	3,100
Deputy collector in charge	23	3,083	23	3,083	24	3,091
Clerk	33	3,067	33	3,067	31	3,074
Deputy collector	21	3,057	21	3,057	22	3,055
Chief inspector	4	3,025	4	3,025	4	3,150
Cashier	6	3,000	6	3,000	6	3,117
Chief sugar sampler	1	3,000	1	3,000	1	3,000
Chinese interpreter	1	3,000	1	3,000	1	3,000
Deputy surveyor					1	3,000
Special employee	1	3,000	1	3,000	1	3,000
Admeasurer	9	2,956	9	2,956	9	2,944
Entry clerk	18	2,956	18	2,956	21	2,962
Liquidator	73	2,952	73	2,952	76	2,957
Customs agent	55	2,940	55	2,940	54	2,941
Examiner	7	2,929	7	2,929	7	2,956
Chief entry clerk	1	2,900	1	2,900	1	2,900
Treasury representative	1	2,900	1	2,900	1	2,900
Grade 7. Chief clerk	2	3,050	2	3,050	2	3,050
Special employee	1	3,000	1	3,000	1	3,000
Assistant collector	3	2,966	3	2,966	3	2,967
Chief inspector	5	2,900	5	2,900	5	2,900

Collecting the Revenue from Customs—Continued.

By objects	Obligations					
	Estimate, 1935		Estimate, 1934		Actual, 1933	
PERSONAL SERVICES, FIELD—continued	Posi- tions	Av. salary	Posi- tions	Av. salary	Posi- tions	Av. salary
Professional service—Continued.						
Grade 4. Analyst.....	1	\$4,200	1	\$4,200	1	\$4,200
Chemist.....	2	4,100	2	4,100	2	4,100
Grade 3. Examiner chemist.....	1	3,600	1	3,600	2	3,600
Chief chemist.....	4	3,475	4	3,475	4	3,475
Chemist.....	12	3,325	12	3,325	11	3,336
Grade 2. Examiner chemist.....	1	3,000	1	3,000	1	3,000
Chemist.....	7	2,871	7	2,871	8	2,888
Analyst.....	6	2,683	6	2,683	6	2,683
Assistant chemist.....	1	2,600	1	2,600		
Subprofessional service:						
Grade 5. Stitch counter.....	3	1,840	3	1,840	3	1,840
Act May 20, 1928						
Laborer.....	814	1,500	814	1,500	857	1,500
Verifier, opener, and packer.....	4	1,860	4	1,860	4	1,860
	60	1,800	60	1,800	70	1,800
	210	1,740	210	1,740	226	1,740
	132	1,680	132	1,680	137	1,680
Clerk:						
Entrance.....			36	1,700	34	1,700
1 year.....	36	1,800	139	1,800	141	1,800
2 years.....	139	1,900	147	1,900	148	1,900
3 years.....	147	2,000	104	2,000	105	2,000
4 years.....	457	2,100	353	2,100	392	2,100
Customs guard.....	2	2,200	2	2,200	2	2,200
	1	2,300	1	2,360	1	2,300
	1	2,400	1	2,400	1	2,400
	1	2,600	1	2,600	1	2,600
	8	2,400	8	2,400	8	2,400
	1	2,300	1	2,300	1	2,300
	72	2,100	72	2,100	74	2,100
	3	2,040	3	2,040	3	2,040
	8	1,980	8	1,980	8	1,980
	29	1,920	29	1,920	31	1,920
	858	1,860	879	1,860	915	1,860
	3	3,200	3	3,200	3	3,200
	11	3,000	11	3,000	13	3,000
	86	2,960	86	2,900	97	2,900
	35	2,800	35	2,800	37	2,800
	32	2,700	32	2,700	38	2,700
	157	2,600	157	2,600	164	2,600
	141	2,500	141	2,500	144	2,500
	61	2,400	61	2,400	66	2,400
	154	2,300	154	2,300	154	2,300
353	2,200	353	2,200	368	2,200	
1289	2,100	1,363	2,100	1,398	2,100	
Station inspector.....	4	3,300	4	3,300	4	3,300
	7	3,100	7	3,100	8	3,100
	58	3,000	58	3,000	62	3,000
Total permanent, field.....	8,413		8,563		8,955	
Deduct full-time reimbursable positions.....	19,055,980		19,313,380		20,206,780	
Deduct salary reimbursable positions.....	162		162		174	
	382,000		382,000		410,200	
Net permanent, field.....	8,251		8,401		8,781	
Deduct lapses and savings.....	18,673,980		18,931,380		19,796,580	
	365,000		400,000		506,674	
	18,308,980		18,531,380		19,289,906	
Part-time positions, field.....	169	73,851	169	73,851	183	78,166
Deduct reimbursable part-time positions.....	10	7,980	10	7,980	9	6,780
Net part-time positions, field.....	159	65,871	159	65,871	174	71,386
Temporary employees, field.....		160,000		160,000		165,944
Temporary day labor, field.....		50,000		50,000		40,062
All personal services, field.....	8,410		8,560		8,955	
	18,584,851		18,807,251		19,567,298	
Total, departmental and field.....	19,031,031		19,273,431		20,037,621	
Add cash allowance for heat, light, and quarters incident to personal services (foreign service).....		35,000		35,000		60,000
Deduct legislative deduction.....	19,066,031		19,308,431		20,097,621	
	1,906,003		2,891,765		2,040,285	
Deduct subsistence and quarters furnished.....	17,159,428		16,416,666		18,057,336	
	5,000		5,000		2,845	
01 Personal services (net).....	17,154,428		16,411,666		18,054,491	
OTHER OBLIGATIONS						
Supplies and materials:						
0200 Stationery and office supplies.....		4,000		4,000		3,700
0210 Medical and hospital supplies.....		400		400		300
0220 Scientific and educational supplies.....		12,000		12,000		11,000
0230 Fuel.....		165,000		175,000		163,500
0280 Sundry supplies.....		35,000		35,000		32,000
0290 Material.....		500		500		400
02 Total supplies and materials.....		216,900		226,900		210,900
04 Storage and care of vehicles.....		25,000		25,000		23,000

Collecting the Revenue from Customs—Continued.

By objects	Obligations		
	Estimate, 1935	Estimate, 1934	Actual, 1933
OTHER OBLIGATIONS—continued			
Communication service:			
0500 Telegraph service.....	\$6,000	\$6,000	\$6,000
0510 Telephone service.....	132,000	132,000	132,000
0520 Registration fees, postage on foreign mails, etc.....	4,000	4,000	4,000
05 Total communication service.....	142,000	142,000	142,000
06 Travel expenses.....	265,000	265,000	280,000
07 Transportation of things (service).....	205,000	205,000	197,000
08 Printing and binding.....	200	200	200
09 Advertising and publication of notices.....	2,700	2,700	2,700
10 Furnishing heat, light, and power.....	22,100	22,100	22,100
11 Rent of buildings and structures.....	146,000	146,000	160,000
12 Repairs and alterations.....	140,000	150,000	150,000
13 Special and miscellaneous current expenses.....	42,000	42,000	38,500
Equipment:			
3010 Furniture, furnishings and fixtures.....	27,500	27,500	27,500
3020 Educational and scientific: Scales—1935, \$75,069; 1934, \$27,534; 1933, \$95,480; other—1935, \$6,500; 1934, \$6,500; 1933, \$6,500.....	81,569	34,034	101,980
3050 Other equipment.....	33,000	21,000	21,000
30 Total equipment.....	142,069	82,534	150,480
53 Awards.....	150,000	150,000	110,000
Total other obligations.....	1,498,969	1,459,434	1,486,880
Grand total obligations.....	18,653,397	17,871,100	19,541,371
Additional deductions; amount of receipts from reimbursable charges for labor, services, and other expenses, connected with the customs (sec. 524 Tariff Act of 1930).....	-60,000	-56,100	-56,100
Net total obligations.....	18,593,397	17,815,000	19,485,271
Amounts reimbursed to War Department (included in rent): 1935, \$7,100; 1934, \$7,100; 1933, \$7,103.....			
Estimated savings and unobligated balance.....		2,035,000	2,514,729
Total estimate or appropriation.....	18,593,397	19,900,000	22,000,000

Indefinite appropriations:

Refund of Excessive Duties (Customs)—

To enable the Secretary of the Treasury to refund duties and correct errors in liquidation of entries in the following cases:

(1) Excess deposits.—Whenever it is ascertained on final liquidation or reliquidation of an entry that more money has been deposited or paid than was required by law to be so deposited or paid;

(2) Erroneous charges.—Whenever it is determined in the manner required by law that any fees, charges, or exactions, other than duties, have been erroneously collected;

(3) Clerical error.—Whenever a manifest clerical error is discovered in any entry or liquidation within one year after the date of entry, or within 60 days after liquidation when liquidation is made more than 10 months after the date of entry; and

(4) Household goods.—Whenever duties have been paid on household or personal effects which by law were not subject to duty, notwithstanding a protest was not filed within the time and in the manner prescribed by law (*U.S.C., Supp. VI, title 19, sec. 1520*).

Estimate 1935, \$4,000,000

Appropriated 1934, \$4,500,000

By objects	Obligations		
	Estimate, 1935	Estimate, 1934	Actual, 1933
53 Refunds, awards, and indemnities:			
5312 Refund of customs duties or deposits:			
Obligations.....	\$4,000,000	\$4,000,000	\$4,875,663
Excess of estimate over obligations.....		500,000	2,624,337
Total estimate or appropriation.....	4,000,000	4,500,000	7,500,000

Debentures or Drawbacks, Bounties or Allowances (Customs)—

Indefinite appropriation for the payment of debentures or drawbacks, bounties, and allowances, which are or may be authorized, and payable according to laws authorizing them: *Provided*, That the collectors of customs shall be the disbursing agents to pay the same (*U.S.C., title 31, sec. 711; U.S.C., Supp. VI, title 19, secs. 1313, 1557*).

Estimate 1935, \$7,000,000

Appropriated 1934, \$10,000,000

By objects	Obligations		
	Estimate, 1935	Estimate, 1934	Actual, 1933
5317 Drawbacks, customs: Obligations.	\$7,000,000	\$7,700,000	\$7,701,848
Excess of estimates over obligations.....		+2,300,000	+4,798,152
Total estimate or appropriation.....	7,000,000	10,000,000	12,500,000

Miscellaneous Indefinite Appropriations:

Refunding Moneys Erroneously Received and Covered (Customs)—

To refund moneys received and covered into the Treasury before the payment of legal and just charges against the same (*U.S.C., title 31, sec. 711*).

Refunding Penalties or Charges Erroneously Exacted (Customs)—

To refund such portion of any fine, penalty, forfeiture, etc., collected by collectors of customs or consular officers as may have been illegally or excessively imposed under laws relating to vessels or seamen (*U.S.C., title 18, sec. 643*).

Proceeds of Goods Seized and Sold (Customs)—

To refund the proceeds of goods, wares, and merchandise seized and sold for having been illegally imported into the United States (*U.S.C., title 31, sec. 711*).

Allowance for Loss-Abandonment of Warehouse Goods (Customs)—

To enable the Secretary of the Treasury, upon production of proof satisfactory to him of the loss or theft of any merchandise while in the appraiser's stores, or of the actual injury or destruction, in whole or in part, of any merchandise by accidental fire or other casualty, while in bonded warehouse, or in the appraiser's stores, or while in transportation under bond, or while in the custody of the officers of the customs, although not in bond, or while within the limits of any port of entry and before having been landed under the supervision of the officers of the customs, to abate or refund, as the case may be, the duties upon such merchandise, in whole or in part, and to pay any such refund out of any moneys in the Treasury not otherwise appropriated (*U.S.C., title 19, sec. 1563*).

Refunding Proceeds of Unclaimed Merchandise (Customs)—

To repay to claimants the overplus received from the sale under customs laws of unclaimed merchandise, on due proof of their property and entitlement (*U.S.C., title 31, sec. 711*).

Estimate 1935, \$2,500

Appropriated 1934, \$3,000

By objects	Obligations		
	Estimate, 1935	Estimate, 1934	Actual, 1933
53 Refunds, awards, and indemnities.....	\$2,500	\$2,500	\$279
Excess of estimates over obligation.....		+2,500	+4,721
Total estimate or appropriation.....	2,500	5,000	5,000

Total, Bureau of Customs, permanent appropriations:

Estimate 1935, \$11,002,500

Appropriated 1934, \$14,505,000

Special fund:

Philippine Special Fund (Customs Duties)—

That * * * all duties and taxes collected in the United States upon articles coming from the Philippine Archipelago and upon foreign vessels coming therefrom, shall not be covered into the general funds of the Treasury of the United States, but shall be held as a separate fund and paid into the treasury of the Philippine Islands, to be used and expended for the government and benefit of said islands (*act Mar. 8, 1902, 32 Stat., p. 54, sec. 4*).

Estimate 1935, \$8,200

Appropriated 1934, \$10,000

Philippine Special Fund (Customs Duties)—Continued.

By objects	Obligations		
	Estimate, 1935	Estimate, 1934	Actual, 1933
PHILIPPINE SPECIAL FUND (CUSTOMS)			
5310 Refunds of taxes and duties not specified.....	\$8,200	\$8,200	\$60
Excess of estimates over obligation.....		+1,800	+5,440
	8,200	10,000	5,500

Total, Bureau of Customs, general and special funds:

Estimate 1935, **\$29,604,097** Appropriated 1934, **\$34,415,000****BUREAU OF THE BUDGET***Salaries and Expenses, Bureau of the Budget—*

Salaries and expenses: Director, Assistant Director, and all other necessary expenses of the bureau, including compensation of attorneys and other employees in the District of Columbia; contract stenographic reporting services, telegrams, telephone service, law books, books of reference, periodicals, stationery, furniture, office equipment, other supplies, traveling expenses, street-car fares; **[\$145,700] \$139,851 (U.S.C., title 31, secs. 1, 2, 11-24, act Mar. 3, 1933, 47 Stat., p. 1493).**

Estimate 1935, **\$139,851** Appropriated 1934, **\$145,700**

By objects	Obligations			
	Estimate, 1935		Estimate, 1934	
	Posi- tions	Av. salary	Posi- tions	Av. salary
PERSONAL SERVICES, DEPARTMENTAL				
Clerical, administrative, and fiscal service:				
Grade 16. Director.....	1	\$10,000	1	\$10,000
Grade 15. Assistant director.....	1	8,000	0.7	8,000
Grade 14. Administrative assistant.....	1	6,500	0.7	6,500
Technical adviser.....		0.5	6,500	0.5
Grade 13. Executive assistant.....		0.3	6,000	1
Chief, division of estimates.....	1	5,600	1	5,600
Assistant to director.....	6	5,800	7.3	5,800
Grade 12. Chief, administration division.....	1	4,600	0.7	4,600
Head investigator.....	5	4,720	5	4,720
Grade 11. Assistant chief of division.....	1	3,800	1	3,800
Principal investigator.....	4	3,900	4	3,900
Grade 9. Associate editor.....	1	2,900	1	2,900
Grade 7. Chief clerk.....		0.3	2,800	1
Confidential clerk.....	1	2,600	0.7	2,600
Secretary to director.....	1	2,800	1	2,800
Assistant administrative clerk.....	1	2,700	1.7	2,741
Grade 5. Senior clerk-stenographer.....	1	2,300	1	2,100
Grade 4. Clerk-stenographer.....	2	1,890	1	1,800
Clerk.....	3	1,920	3	1,920
Private secretary to director.....		0.3	1,800	0.3
Grade 3. Private secretary to assistant director.....	1	1,620		
Senior stenographer.....	2	1,620	1.3	1,620
Professional and scientific service:				
Grade 6. Counsel.....	1	5,800	1	5,800
Custodial service:				
Grade 3. Messenger.....	2	1,320	2	1,320
Total permanent, departmental.....	37	148,640	36.5	153,126
Temporary employees, departmental.....				1,620
All personal services, departmental.....				
Total, departmental.....		148,640		154,746
Deduct legislative reductions.....		14,864		22,796
01 Personal services (net).....		133,776		131,950
OTHER OBLIGATIONS				
02 Supplies and materials.....		700		600
05 Communication service.....		850		850
06 Travel expenses.....		4,000		5,025
07 Transportation of things.....		25		25
08 Photostating, etc.....		100		100
12 Repairs to equipment.....		150		200
30 Equipment.....		250		250
Total other obligations.....		6,075		7,050
Grand total, obligations.....		139,851		139,000
Received by transfer from Treasury Department "Salaries and expenses, Bureau of Industrial Alcohol".....				-21,850
Transferred to "Printing and binding, Bureau of the Budget".....				+450
Net total obligations.....		139,851		117,150
Estimated savings and unobligated balances.....				28,550
Total estimate or appropriation.....		139,851		145,700

Salaries and Expenses, Bureau of the Budget—Continued.

By objects	Obligations		
	Estimate, 1935	Estimate, 1934	Actual, 1933
BY ACTIVITIES OR PROJECTS			
Office administration.....	\$32,074	\$31,879	\$31,739
Review of estimates of appropriations.....	70,044	69,617	69,312
Study of proposed legislation affecting President's financial program.....	9,103	9,048	9,008
Review of estimates of receipts and expenditures.....	6,152	6,115	6,088
Research, surveys, and assistance.....	13,691	13,608	13,548
Compilation of financial and statistical tables.....	8,787	8,733	8,695
Total.....	139,851	139,000	138,390

Printing and Binding, Bureau of the Budget—

For printing and binding, \$32,000 (U.S.C., title 31, sec. 588; act Mar. 3, 1933, 47 Stat., p. 1493).

Estimate 1935, **\$32,000** Appropriated 1934, **\$32,000**

By objects	Obligations		
	Estimate, 1935	Estimate, 1934	Actual, 1933
02 Printed forms, etc.....	\$500	\$500	\$255
08 Printing and binding.....	31,500	31,500	32,065
Total obligations.....	32,000	32,000	32,320
Received by transfer from "Salaries and expenses, Bureau of the Budget".....			-450
Net total obligations.....	32,000	32,000	31,870
Unobligated balance.....			130
Total estimate or appropriation.....	32,000	32,000	32,000
BY ACTIVITIES OR PROJECTS			
Office administration.....	500	500	255
Review of estimates of appropriations.....	31,500	31,500	32,065
Total.....	32,000	32,000	32,320

Total, Bureau of the Budget, annual appropriations, general fund:

Estimate 1935, **\$171,851** Appropriated 1934, **\$177,700****FEDERAL FARM LOAN BUREAU**

NOTE.—The functions of the Federal Farm Loan Bureau were transferred to the Farm Credit Administration under the provisions of Executive Order No. 6084, dated March 27, 1932. (See p. 191.)

OFFICE OF TREASURER OF THE UNITED STATES*Salaries, Office of Treasurer of United States—*Salaries: For Treasurer of the United States, Assistant Treasurer, and for other personal services in the District of Columbia **[\$1,145,840], \$1,080,000 (U.S.C., title 31, sec. 141; U.S.C., Supp. VI., title 31, sec. 143a; act Mar. 3, 1933, 47 Stat., p. 1494).**Estimate 1935, **\$1,080,000** Appropriated 1934, **\$1,145,840**

By objects	Obligations			
	Estimate, 1935		Estimate, 1934	
	Posi- tions	Av. salary	Posi- tions	Av. salary
PERSONAL SERVICES: DEPARTMENTAL				
Clerical, administrative, and fiscal service:				
Grade 15. Executive officer (Treasurer).....	1	\$8,000	1	\$8,000
Grade 13. Senior administrative officer.....	2	5,900	2	5,900
Grade 12. Administrative officer.....	4	5,000	4	5,000
Grade 11. Administrative officer.....	1	4,000	1	4,000
Grade 10. Junior administrative officer.....	5	3,540	5	3,540
Grade 9. Senior administrative assistant.....	3	3,267	3	3,267
Grade 8. Administrative assistant.....	4	3,075	4	3,150
Grade 7. Junior administrative assistant.....	16	2,781	16	2,781
Grade 6. Principal clerk.....	13	2,477	13	2,477
Grade 5. Senior clerk.....	47	2,184	47	2,184
Senior clerk-stenographer.....	1	2,300	1	2,300

Salaries, Office of Treasurer of United States—Continued.

By objects	Obligations					
	Estimate, 1935		Estimate, 1934		Actual, 1933	
	Posi- tions	Av. salary	Posi- tions	Av. salary	Posi- tions	Av. salary
PERSONAL SERVICES, DEPARTMENTAL—CON.						
Clerical, administrative, and fiscal service—Continued.						
Grade 4. Clerk.....	78	\$1,892	80	\$1,889	84	\$1,894
Clerk-stenographer.....	3	1,820	3	1,820	3	1,820
Grade 3. Assistant clerk.....	131	1,704	131	1,704	134	1,713
Senior stenographer.....	9	1,693	9	1,693	9	1,693
Senior operator office devices.....	12	1,720	12	1,720	12	1,720
Grade 2. Junior clerk.....	207	1,519	191	1,526	209	1,542
Junior stenographer.....	4	1,500	4	1,500	4	1,515
Senior typist.....	20	1,461	20	1,461	20	1,464
Junior clerk-stenographer.....	1	1,500	1	1,500	1	1,500
Junior clerk typist.....	3	1,560	3	1,560	3	1,560
Junior operator office devices.....	13	1,486	13	1,486	11	1,505
Grade 1. Underclerk.....	58	1,372	59	1,370	65	1,382
Underoperator, office devices.....					1	1,260
Custodial service:						
Grade 5. Foreman of laborers.....	2	1,680	2	1,680	2	1,680
Grade 4. Assistant foreman of laborers.....	1	1,500	1	1,500	1	1,500
Head messenger.....	1	1,380	1	1,380	1	1,440
Grade 3. Messenger.....	35	1,301	35	1,301	41	1,314
Senior laborer.....	13	1,334	13	1,334	13	1,334
Grade 2. Junior laborer.....	10	1,236	10	1,236	12	1,240
Total permanent, departmental.....	698	1,213,560	685	1,195,560	722	1,257,460
Deduct lapses and administrative furloughs.....		13,560		77,913		36,646
		1,200,000		1,117,647		1,220,814
Deduct legislative reduction.....		120,000		167,647		125,654
01 Personal services (net).....		1,080,000		950,000		1,095,160
Estimated savings and unobligated balances.....				195,840		173,840
Total estimate or appropriation.....		1,080,000		1,145,840		1,269,000

Advances to Agricultural Adjustment Administration (Transfer to Treasurer of the United States, Administrative Expenses)—

By objects	Obligations		
	Estimate, 1935	Estimate, 1934	Actual, 1933
PERSONAL SERVICES, DEPARTMENTAL			
Temporary employees, departmental.....	\$95,555	\$100,000	
Deduct legislative reductions.....	9,555	15,000	
01 Personal services (net).....	86,000	85,000	
OTHER OBLIGATIONS			
Supplies and materials.....	1,000	1,300	
Printing and binding.....	500	600	
Rent (of equipment).....	12,000	9,500	
Equipment.....	500	3,600	
Total other obligations.....	14,000	15,000	
Grand total obligations.....	100,000	100,000	
Received by transfer from Agricultural Adjustment Administration.....	—100,000	—100,000	
Total estimate or appropriation.....			

Salaries, Office of Treasurer of United States (National Currency, Reimbursable)—

For personal services in the District of Columbia, in redeeming Federal reserve and national currency, **\$332,746** \$294,300, to be reimbursed by the Federal reserve and national banks (*act Mar. 3, 1933, 47 Stat., p. 1494*).

Estimate 1935, **\$294,300** Appropriated 1934, **\$332,746**

By objects	Obligations					
	Estimate, 1935		Estimate, 1934		Actual, 1933	
	Posi- tions	Av. salary	Posi- tions	Av. salary	Posi- tions	Av. salary
PERSONAL SERVICES, DEPARTMENTAL						
Clerical, administrative, and fiscal service:						
Grade 12. Administrative officer (superintendent).....	1	\$5,000	1	\$5,000	1	\$5,000
Grade 10. Junior administrative officer (assistant superintendent).....	1	3,700	1	3,700	1	3,700
Grade 8. Administrative assistant.....	1	3,300	1	3,300	1	3,300
Grade 7. Junior administrative assistant.....	2	2,950	2	2,950	2	2,950

Salaries, Office of Treasurer of United States (National Currency, Reimbursable)—Continued.

By objects	Obligations					
	Estimate, 1935		Estimate, 1934		Actual, 1933	
	Posi- tions	Av. salary	Posi- tions	Av. salary	Posi- tions	Av. salary
PERSONAL SERVICES, DEPARTMENTAL—CON.						
Clerical, administrative, and fiscal service—Continued.						
Grade 6. Principal clerk.....	5	\$2,540	5	\$2,540	5	\$2,540
Grade 5. Senior clerk.....	2	2,250	2	2,250	2	2,250
Grade 4. Clerk.....	9	1,966	9	1,966	9	1,966
Grade 4. Clerk-stenographer.....	2	2,100	2	2,100	2	2,100
Grade 3. Assistant clerk.....	28	1,839	28	1,856	28	1,856
Grade 2. Junior clerk.....	116	1,564	119	1,599	119	1,599
Grade 1. Underclerk.....	19	1,405	16	1,433	16	1,433
Custodial service:						
Grade 3. Messenger.....	6	1,380	6	1,380	6	1,380
Grade 2. Charwoman.....	5	612	5	612	5	612
Total permanent, departmental.....	197	327,960	197	333,520	197	333,520
Deduct lapses and administrative furloughs.....		960		28,608		35,444
		327,000		304,912		298,076
Deduct legislative reductions.....		32,700		49,912		10,851
01 Personal services (net).....		294,300		255,000		287,225
Estimated savings and unobligated balances.....				77,746		45,521
Total estimate or appropriation.....		294,300		332,746		332,746

National Industrial Recovery, Treasurer United States—

By objects	Obligations		
	Estimate, 1935	Estimate, 1934	Actual, 1933
Relief of contractors			
53 Refunds, awards, and indemnities.....		\$100,000	
Received by transfer from Federal Emergency Administration of Public Works.....		—100,000	
Total estimate or appropriation.....			

Total, Office of Treasurer of the United States, annual appropriations, general fund:

Estimate 1935, **\$1,374,300** Appropriated 1934, **\$1,478,586**

Indefinite appropriation:

Contingent expenses, National Currency (Reimbursable)—

Indefinite appropriation to pay the charges for transportation and the cost of assorting national-bank notes and Federal reserve bank notes, except salaries, forwarded to the Treasury of the United States for redemption under the provisions of the Act of June 20, 1874, and amendatory Act of July 12, 1882, and the Act of December 23, 1913, to be reimbursed by the Federal reserve and national banks (*U.S.C., title 12, secs. 121, 127*).

Estimate 1935, **\$210,000** Appropriated 1934, **\$245,030**

By objects	Obligations		
	Estimate, 1935	Estimate, 1934	Actual, 1933
02 Supplies and materials.....	\$1,500	\$1,500	\$1,021
05 Communication service.....	230	230	217
07 Transportation of things (service).....	203,000	203,000	129,773
08 Printing and binding.....	4,000	14,000	2,177
10 Furnishing of heat, light, power, water, and electricity (service).....	550	550	541
12 Repairs and alterations.....	400	400	371
13 Special and miscellaneous current expenses.....	50	50	44
30 Equipment.....	270	270	27
Total obligations.....	210,000	220,000	134,171
Deduct obligations in excess of estimates.....			23,861
Estimated savings.....		25,030	
Total estimate or appropriation.....	210,000	245,030	110,310

Total, Office of Treasurer of the United States, general fund:

Estimate 1935, **\$1,584,300** Appropriated 1934, **\$1,723,616**

OFFICE OF COMPTROLLER OF THE CURRENCY

Salaries, Office of Comptroller of the Currency—

Salaries: Comptroller of the Currency and other personal services in the District of Columbia, **[\$240,460]** \$211,050 (U.S.C., title 12, sec. 127; act Mar. 3, 1933, 47 Stat., p. 1494).Estimate 1935, **\$211,050**Appropriated 1934, **\$240,460**

By objects	Obligations					
	Estimate, 1935		Estimate, 1934		Actual, 1933	
	Posi- tions	Av. salary	Posi- tions	Av. salary	Posi- tions	Av. salary
PERSONAL SERVICES, DEPARTMENTAL						
Clerical, administrative, and fiscal service:						
Grade 14. Special executive officer (Comptroller)	1	\$5,000	1	\$5,000	1	\$5,000
Grade 12. Administrative officer (chief of division)	1	4,800	1	4,800	1	4,800
Grade 10. Junior administrative officer (chief of division)	1	3,600	1	3,600	1	3,600
Grade 9. Senior administrative assistant	4	3,425	4	3,425	4	3,425
Grade 7. Junior administrative assistant	10	2,700	10	2,700	10	2,700
Grade 6. Principal clerk	6	2,417	6	2,417	6	2,417
Grade 5. Senior clerk	7	2,186	7	2,186	6	2,217
Grade 4. Senior clerk-stenographer	3	2,100	3	2,100	4	2,150
Grade 4. Clerk	6	1,980	6	1,980	8	1,943
Grade 3. Clerk stenographer	5	1,884	5	1,884	5	1,884
Grade 3. Assistant clerk	38	1,749	38	1,749	39	1,757
Assistant clerk-stenographer	7	1,671	7	1,671	8	1,665
Senior stenographer	5	1,632	5	1,632	5	1,632
Head typist	1	1,860	1	1,860	1	1,860
Senior operator, office devices	4	1,680	4	1,680	4	1,680
Grade 2. Junior clerk	4	1,710	4	1,710	4	1,710
Junior operator, office devices	4	1,500	4	1,500	4	1,500
Senior typist	1	1,620	1	1,620	1	1,620
Junior typist	1	1,500	1	1,500	1	1,500
Junior stenographer	1	1,440	1	1,440	1	1,440
Counter clerk	3	1,580	3	1,580	3	1,580
Grade 1. Underclerk	5	1,428	5	1,428	5	1,428
Money counter	1	1,500	1	1,500	1	1,500
Custodial service:						
Grade 3. Messenger	12	1,320	12	1,324	12	1,380
Senior laborer	2	1,380	2	1,380	2	1,380
Total permanent, departmental	133	255,800	133	255,712	137	264,320
Deduct lapses and administrative furloughs		21,300		21,212		6,845
		234,500		234,500		257,475
Deduct legislative reductions		23,450		34,500		26,237
01 Personal services, net		211,050		200,000		231,238
Estimated savings and unobligated balances				40,460		31,082
Total estimate or appropriation		211,050		240,460		262,320

National Banking Emergency, Act Mar. 9, 1933—

By objects	Obligations		
	Estimate, 1935	Estimate, 1934	Actual, 1933
<i>Comptroller of Currency</i>			
01 Personal services		\$772,383	\$204,454
Deduct legislative reduction		77,238	30,668
01 Personal services (net)		695,145	173,786
03 Subsistence and support of persons (service)		24,877	6,221
05 Travel expenses		5,904	1,477
13 Special and miscellaneous current expenses		43,063	49,527
		768,989	231,011
Deduct in 1934 and add in 1933 amount of 1933 appropriation available for 1934		-768,989	+768,989
			1,000,000
Deduct amount received by transfer from appropriation, national banking emergency			-1,000,000
Total estimate or appropriation			

Salaries, Office of Comptroller of the Currency (National Currency, Reimbursable)—

For personal services in the District of Columbia in connection with Federal reserve and national currency, **[\$51,280]** \$46,152, to be reimbursed by the Federal reserve and national banks (U.S.C. title 12, sec. 127; act Mar. 3, 1933, 47 Stat., p. 1494).Estimate, 1935, **\$46,152**Appropriated 1934, **\$51,280**

Salaries, Office of Comptroller of the Currency (National Currency, Reimbursable)—Continued.

By objects	Obligations					
	Estimate, 1935		Estimate, 1934		Actual, 1933	
	Posi- tions	Av. salary	Posi- tions	Av. salary	Posi- tions	Av. salary
PERSONAL SERVICES, DEPARTMENTAL						
Clerical, administrative, and fiscal service:						
Grade 7. Junior administrative assistant	1	\$2,900	1	\$2,900	1	\$2,900
Grade 6. Principal clerk	1	2,600	1	2,600	1	2,600
Grade 5. Senior clerk	1	2,100	1	2,100	1	2,100
Grade 4. Clerk	1	1,860	1	1,860	1	1,860
Grade 2. Junior clerk	8	1,643	8	1,643	8	1,643
Junior clerk-typist	1	1,500	1	1,500	1	1,500
Grade 1. Money counter	15	1,372	15	1,372	15	1,372
Underclerk	1	1,380	1	1,380	1	1,380
Custodial service:						
Grade 5. Junior mechanic	1	1,500	1	1,500	1	1,500
Grade 3. Senior laborer	1	1,320	1	1,320	1	1,320
Messenger	1	1,200	1	1,200	1	1,200
Grade 2. Minor domestic attendant	2	600	2	600	2	600
Total permanent, departmental	34	51,280	34	51,280	34	51,280
Deduct lapses and administrative furloughs				3,588		944
		51,280		47,692		50,336
Deduct legislative reductions		5,128		7,692		1,919
01 Personal services (net)		46,152		40,000		48,417
Estimated savings and unobligated balances				11,280		4,603
Total estimate or appropriation		46,152		51,280		53,020

Total, Office of Comptroller of the Currency, annual appropriations, general fund:

Estimate 1935, **\$257,202**Appropriated 1934, **\$291,740**

Special fund:

Salaries and Expenses, National Bank Examiners—

For payment of salaries and expenses incident to the examination of national banks and national agricultural credit corporations, payable from assessments against such institutions on the basis of their assets or resources at the time of such examinations (U.S.C., title 12, secs. 482, 1244).

Appropriated 1934, **\$2,600,000**

NOTE.—The salaries and expenses of national bank examiners are defrayed from assessments on national banks and national agricultural credit corporations and, under sec. 28 (b) of the Banking Act of 1933, approved June 16, 1933 (Public No. 66, 73d Cong.), are no longer to be considered Government funds or appropriated moneys.

By objects	Obligations		
	Estimate, 1935	Estimate, 1934	Actual, 1933
01 Personal services			\$1,723,502
03 Subsistence and support of persons (service)			495,551
05 Travel expenses			192,501
13 Special and miscellaneous current expenses			83,855
Excess of estimates over obligations			104,591
Total estimate or appropriation		1 \$2,600,000	2,600,000

1 NOTE.—Permanent appropriation; removed from category of Government funds. (See note above.)

Total, Office of Comptroller of the Currency, general and special funds:

Estimate 1935, **\$257,202**Appropriated 1934, **\$2,891,740**

BUREAU OF INTERNAL REVENUE

Collecting the Internal Revenue—

Collecting the internal revenue: For expenses of assessing and collecting the internal-revenue taxes, including the Commissioner of Internal Revenue, general counsel for the Bureau of Internal Revenue, an assistant to the commissioner, a special deputy commissioner, three deputy commissioners, one stamp agent (to be reimbursed by the stamp manufacturers), and the necessary officers, collectors, deputy collectors, attorneys, experts, agents, accountants,

inspectors, clerks, janitors, and messengers in the District of Columbia, the several collection districts, and the several divisions of internal-revenue agents, to be appointed as provided by law, telegraph and telephone service, rental of quarters outside the District of Columbia, postage, freight, express, necessary expenses incurred in making investigations in connection with the enrollment or disbarment of practitioners before the Treasury Department in internal-revenue matters, expenses of seizure and sale, and other necessary miscellaneous expenses, including stenographic reporting services, and the purchase of such supplies, equipment, furniture, mechanical devices, law books and books of reference, and such other articles as may be necessary for use in the District of Columbia, the several collection districts, and the several divisions of internal-revenue agents, **[\$30,800,000] \$27,450,520**, of which amount not to exceed **[\$8,275,000] \$7,547,202** may be expended for personal services in the District of Columbia: *Provided*, That no part of this amount shall be used in defraying the expenses of any officer designated above, subpoenaed by the United States court to attend any trial before a United States court or preliminary examination before any United States commissioner, which expenses shall be paid from the appropriation for "Fees of witnesses, United States courts": *Provided further*, That not more than \$100,000 of the total amount appropriated herein may be expended by the Commissioner of Internal Revenue for detecting and bringing to trial persons guilty of violating the internal revenue laws or conniving at the same, including payments for information and detection of such violation. (U.S.C., *Supp.* VI, title 26, secs. 1540, 1700-1701, 1705-1706, 1710-1711, 1715-1717, 1720-1721, 1725-1726, 1730-1731, 1734-1735, 1770, 1775; act Mar. 3, 1933, 47 Stat., pp. 1494-1495).

Estimate 1935, \$27,450,520

Appropriated, \$30,800,000

By objects	Obligations					
	Estimate, 1935		Estimate, 1934		Actual, 1933	
	Posi- tions	Av. salary	Posi- tions	Av. salary	Posi- tions	Av. salary
PERSONAL SERVICES, DEPARTMENTAL						
Professional service:						
Grade 9. General counsel.....	1	\$10,000	1	\$10,000	1	\$10,000
Grade 8. Special assistant to Secretary of the Treasury.....	1	8,000	1	8,000	1	8,000
Grade 7. Special deputy commissioner.....	1	7,500	1	7,500	1	7,500
Head attorney.....	19	6,579	19	6,579	20	6,575
Technical assistant to the commissioner.....	2	7,500	2	7,500	2	7,500
Technical adviser to the commissioner.....	1	7,500	1	7,500	1	7,500
Head engineer.....	1	6,500	1	6,500	1	6,500
Grade 6. Principal attorney.....	51	5,788	61	5,777	59	5,766
Principal engineer.....	6	5,767	8	5,725	8	5,825
Principal estate-tax examiner.....	6	5,600	6	5,600	1	5,600
Grade 5. Senior attorney.....	91	4,701	106	4,692	116	4,714
Senior legal adviser.....	2	5,100	2	5,100	1	4,600
Senior engineer.....	69	4,925	71	4,915	71	4,930
Senior estate-tax examiner.....	2	4,200	2	4,200	1	4,800
Grade 4. Attorney.....	42	3,929	54	3,911	53	3,943
Engineer.....	1	3,800	1	3,800		
Estate-tax examiner.....	17	3,812	17	3,812	16	3,838
Legal adviser.....	4	3,800	4	3,800	5	3,800
Valuation expert.....	1	3,800	1	3,800	1	3,800
Grade 3. Associate attorney.....	14	3,279	23	3,261	20	3,355
Associate estate-tax examiner.....	17	3,253	17	3,253	16	3,275
Associate engineer.....	1	3,200	1	3,200	1	3,200
Grade 2. Assistant attorney.....	2	2,750	6	2,750	2	2,750
Senior legal assistant.....	1	2,900	1	2,900	1	2,900
Subprofessional service:						
Grade 6. Senior library assistant.....	1	2,000	1	2,000	1	2,000
Grade 5. Head nurse.....	1	1,920	1	1,920	1	1,920
Library assistant.....	1	1,980	1	1,980	1	1,980
Grade 4. Nurse.....	2	1,800	2	1,800	2	1,800
Clerical, administrative, and fiscal service:						
Grade 16. Commissioner.....	1	10,000	1	10,000	1	10,000
Grade 15. Assistant to the Commissioner.....	1	8,000	1	8,000	1	8,000
Executive assistant.....			1	8,000		
Grade 14. Deputy Commissioner.....	3	6,667	3	6,667	3	7,167
Executive officer.....	17	6,735	17	6,735	17	6,735
Executive accountant and auditor.....	2	6,500	2	6,500	2	6,500
Grade 13. Chief administrative officer.....	32	5,738	32	5,738	30	5,747
Chief accountant and auditor.....	26	5,669	47	5,638	27	5,667
Grade 12. Head administrative officer.....	14	4,971	14	4,971	15	5,000
Chief investigator.....	1	4,800	1	4,800	1	4,800
Head accountant and auditor.....	133	4,702	176	4,677	145	4,702
Grade 11. Administrative officer.....	9	4,033	9	4,033	8	4,025
Assistant chief accountant and auditor.....	39	3,805	43	3,805	38	3,832
Grade 10. Junior administrative officer.....	14	3,643	14	3,643	13	3,685
Senior investigator.....	1	3,400	1	3,400	1	3,500
Senior accountant and auditor.....	240	3,535	240	3,535	247	3,544
Grade 9. Senior administrative assistant.....	22	3,323	22	3,323	20	3,340
Accountant and auditor.....	29	3,069	30	3,083	22	3,259
Grade 8. Administrative assistant.....	24	3,083	24	3,083	18	3,078
Associate accountant and auditor.....	112	2,971	112	2,971	134	2,964
Grade 7. Junior administrative assistant.....	39	2,769	39	2,769	44	2,841
Assistant accountant and auditor.....	155	2,641	183	2,640	156	2,642
Grade 6. Principal clerk.....	66	2,429	73	2,433	61	2,439
Principal clerk-stenographer.....	4	2,725	4	2,725	5	2,760
Chief stenographer.....	2	2,300	2	2,300	2	2,300

Collecting the Internal Revenue—Continued.

By objects	Obligations					
	Estimate, 1935		Estimate, 1934		Actual, 1933	
	Posi- tions	Av. salary	Posi- tions	Av. salary	Posi- tions	Av. salary
PERSONAL SERVICES, DEPARTMENTAL—CON.						
Clerical, administrative, and fiscal service—Continued.						
Grade 5. Senior clerk.....	134	\$2,143	141	\$2,140	136	\$2,178
Senior accounting and auditing assistant.....	1	2,600	1	2,600	1	2,600
Senior clerk-stenographer.....	22	2,291	24	2,267	21	2,310
Senior office draftsman.....	1	2,000	1	2,000	1	2,000
Grade 4. Clerk.....	279	1,920	284	1,919	278	1,925
Clerk-stenographer.....	56	1,936	56	1,936	60	1,944
Principal stenographer.....	1	2,160	1	2,160	2	2,070
Head operator, office devices.....	18	1,830	18	1,830	17	1,832
Grade 3. Assistant clerk.....	381	1,747	391	1,745	389	1,767
Assistant clerk-stenographer.....	160	1,812	213	1,770	184	1,806
Assistant clerk-typist.....	5	1,824	10	1,722	5	1,800
Senior stenographer.....	95	1,676	95	1,676	117	1,679
Senior operator, office devices.....	41	1,782	41	1,782	25	1,793
Grade 2. Junior clerk.....	332	1,582	344	1,583	384	1,600
Junior clerk-typist.....	36	1,518	36	1,518	34	1,511
Junior stenographer.....	82	1,507	105	1,501	77	1,509
Junior operator, office devices.....	38	1,560	38	1,560	32	1,566
Junior clerk-stenographer.....	8	1,508	8	1,508	1	1,800
Senior typist.....	69	1,524	73	1,527	92	1,524
Grade 1. Underclerk.....	9	1,387	9	1,387	6	1,540
Underoperator, office devices.....	6	1,400	6	1,400	10	1,440
Junior typist.....	11	1,320	21	1,291	22	1,290
Custodial service:						
Grade 7. Senior mechanic.....	2	1,980	2	1,980	2	1,980
Grade 6. Mechanic.....	1	1,980	1	1,980	1	1,980
Grade 4. Head messenger.....	6	1,520	6	1,520	8	1,515
Assistant foreman of laborers.....	1	1,380	1	1,380	1	1,380
Undermechanic.....	3	1,320	3	1,320	4	1,335
Grade 3. Messenger.....	86	1,363	89	1,360	88	1,364
Senior laborer.....	4	1,350	4	1,350	4	1,350
Minor mechanic.....	3	1,440	3	1,440	5	1,369
Under domestic attendant.....	1	1,200	1	1,200	1	1,200
Grade 2. Junior laborer.....	6	1,200	6	1,200	6	1,240
Total permanent, departmental.....	3,241	8,535,780	3,535	9,421,880	3,438	9,103,960
Deduct lapses and administrative furloughs.....		150,000		150,000		149,967
Net permanent, departmental.....		8,385,780		9,271,880		8,953,993
Professional service:						
Grade 6. Principal attorney.....	4	5,850	4	5,850	5	5,800
Grade 5. Senior attorney.....	6	4,733	6	4,733	6	4,733
Estate tax agent.....	30	4,907	30	4,907	31	4,903
Engineer revenue agent.....	15	4,893	15	4,893	16	4,888
Grade 4. Estate tax agent.....	69	4,151	69	4,151	69	4,171
Grade 3. Estate tax agent.....	57	3,602	65	3,552	64	3,608
Grade 2. Estate tax agent.....	2	3,200	2	3,200	2	3,200
Clerical, administrative, and fiscal service:						
Grade 14. Collector of internal revenue.....	39	6,590	39	6,590	39	6,897
Internal revenue agent in charge.....	16	6,594	16	6,594	16	6,594
Grade 13. Collector of internal revenue.....	25	5,664	25	5,664	25	6,072
Internal revenue agent in charge.....	22	5,773	22	5,773	22	5,800
Internal revenue agent.....	16	5,650	16	5,650	15	5,600
Intelligence agent.....	8	5,825	8	5,825	9	5,822
Supervisor of accounts and collections.....	7	6,200	7	6,200	7	6,200
Grade 12. Deputy collector (office).....	30	4,753	30	4,753	30	4,807
Deputy collector (field).....	11	4,982	11	4,982	13	4,969
Internal revenue agent.....	346	4,768	346	4,768	374	4,768
Intelligence agent.....	13	4,862	13	4,862	13	4,892
Supervisor of accounts and collections.....	5	5,080	5	5,080	5	5,080
Head accountant and auditor.....			10	4,600		
Grade 11. Senior administrative officer.....	9	4,933	9	4,933	10	4,960
Deputy collector (office).....	16	4,050	16	4,050	18	4,133
Deputy collector (field).....	1	4,000	1	4,000	1	4,000
Internal revenue agent.....	384	3,978	384	3,978	390	3,977
Intelligence agent.....	21	4,010	21	4,010	27	4,015
Supervisor of accounts and collections.....	14	4,500	14	4,500	14	4,500
Assistant chief accountant and auditor.....			20	3,800		
Administrative officer.....	8	4,200	8	4,200	7	4,143
Grade 10. Deputy collector (office).....	31	3,687	31	3,687	35	3,711
Deputy collector (field).....	38	3,703	38	3,703	41	3,734
Internal revenue agent.....	1	3,500	1	3,500	1	3,500
Intelligence agent.....	14	3,607	14	3,607	16	3,631
Supervisor of accounts and collections.....	8	3,888	8	3,888	8	3,888
Internal revenue agent (sales and miscellaneous taxes).....	1	4,000	1	4,000	1	4,000
Grade 9. Deputy collector (office).....	20	3,730	20	3,730	19	3,732
Deputy collector (field).....	17	3,376	17	3,376	17	3,359
Internal revenue agent.....	17	3,394	17	3,394	18	3,517
Intelligence agent.....	763	3,427	763	3,427	799	3,434
Accountant and auditor.....	25	3,292	25	3,292	31	3,313
Grade 8. Deputy collector (office).....	4	3,400	154	3,205	4	3,400
Senior administrative assistant.....	15	3,493	15	3,493	16	3,519
Deputy collector (field).....	54	3,074	54	3,074	57	3,116
Intelligence agent.....	6	3,167	6	3,167	7	3,300
Internal revenue agent (sales and miscellaneous taxes).....	6	2,917	6	2,917	6	2,983
Administrative assistant.....	51	3,133	51	3,133	50	3,134

Collecting the Internal Revenue—Continued.

By objects	Obligations					
	Estimate, 1935		Estimate, 1934		Actual, 1933	
	Posi- tions	Av. salary	Posi- tions	Av. salary	Posi- tions	Av. salary
PERSONAL SERVICES, DEPARTMENTAL—CON.						
Clerical, administrative, and fiscal service—Continued.						
Grade 7. Deputy collector (office).....	70	\$2,820	70	\$2,820	59	\$2,854
Deputy collector (field).....	68	2,865	68	2,865	74	2,876
Internal revenue agent.....	740	2,867	740	2,867	795	2,866
Internal revenue agent (sales and miscellaneous taxes).....	2	3,100	2	3,100	2	3,100
Assistant accountant and auditor.....	97	2,692	262	2,634	131	2,695
Junior administrative assistant.....	47	2,862	47	2,862	55	2,891
Grade 6. Deputy collector (office).....	56	2,555	56	2,555	56	2,584
Deputy collector (field).....	255	2,570	255	2,570	312	2,568
Internal revenue agent.....	1	2,300	1	2,300	1	2,300
Principal clerk.....	33	2,621	33	2,621	36	2,644
Grade 5. Deputy collector (office).....	206	2,271	206	2,271	215	2,296
Deputy collector (field).....	440	2,274	440	2,274	555	2,268
Senior accounting and auditing assistant.....	2	2,250	2	2,250	2	2,250
Senior clerk.....	178	2,331	178	2,331	189	2,358
Head stenographer.....	5	2,320	5	2,320	5	2,320
Senior clerk-stenographer.....	14	2,329	14	2,329	14	2,329
Stamp agent (reimbursable).....	1	2,000	1	2,000	1	2,000
Grade 4. Deputy collector (office).....	296	1,931	296	1,931	309	1,952
Deputy collector (field).....	577	1,905	586	1,871	564	1,945
Clerk.....	184	2,037	184	2,037	199	2,035
Principal stenographer.....	36	1,970	36	1,970	36	1,970
Clerk-stenographer.....	38	2,048	38	2,048	38	2,048
Head operator, office devices.....	12	2,050	12	2,050	12	2,050
Grade 3. Deputy collector (office).....	500	1,758	500	1,758	529	1,767
Assistant clerk.....	199	1,833	199	1,833	225	1,831
Head typist.....	8	1,755	8	1,755	8	1,755
Senior stenographer.....	154	1,821	174	1,798	176	1,831
Assistant clerk-stenographer.....	23	1,847	23	1,847	23	1,847
Assistant clerk-typist.....	1	1,800	1	1,800	1	1,800
Senior operator, office devices.....	70	1,824	70	1,824	70	1,824
Grade 2. Deputy collector (office).....	556	1,573	556	1,573	627	1,582
Junior clerk.....	118	1,669	118	1,669	127	1,625
Junior typist.....	172	1,584	172	1,584	190	1,625
Junior stenographer.....	99	1,640	99	1,640	108	1,625
Junior clerk-typist.....	4	1,650	4	1,650	4	1,650
Junior clerk-stenographer.....	7	1,680	7	1,680	7	1,680
Junior operator, office devices.....	33	1,622	33	1,622	43	1,615
Grade 1. Deputy collector (office).....	136	1,394	136	1,394	152	1,410
Underclerk.....	6	1,390	6	1,390	5	1,452
Junior typist.....	2	1,440	2	1,440	2	1,440
Underoperator, office devices.....	5	1,440	5	1,440	4	1,575
Custodial service:						
Grade 6. Deputy collector (office).....	1	1,860	1	1,860	1	1,860
Grade 4. Senior guard.....	1	1,560	1	1,560	1	1,560
Grade 3. Deputy collector (office).....	6	1,330	6	1,330	7	1,294
Messenger.....	7	1,337	7	1,337	8	1,358
Senior laborer.....	1	1,380	1	1,380	1	1,380
Grade 2. Assistant messenger.....	3	1,180	3	1,180	3	1,180
Total permanent, field.....	7,716		3,448		3,337	
Deduct lapses and administrative furloughs.....	20,479,020		22,185,420		22,106,360	
Net permanent, field.....	470,000		529,000		291,990	
Temporary employees, field.....	20,009,020		21,656,420		21,814,370	
All personal services, field.....	100,000		100,000		114,248	
Total, departmental and field.....	20,109,020		21,756,420		21,928,618	
Deduct legislative reductions.....	28,494,800		31,028,300		30,832,611	
01 Personal services (net).....	2,849,480		4,447,011		3,142,757	
01 Personal services (net).....	25,645,320		26,581,289		27,739,854	
OTHER OBLIGATIONS						
0132 Witness fees.....		35,500		35,500		35,589
0150 Special and miscellaneous payments for personal services.....		100,000		100,000		97,025
02 Supplies and materials.....		51,600		51,600		51,682
04 Subsistence and care of animals, and storage and care of vehicles (service).....		115		115		117
05 Communication service.....		175,900		175,900		176,005
06 Travel expenses.....		1,152,420		1,375,370		1,310,755
07 Transportation of things (service).....		11,350		11,350		11,385
08 Stenographic work and photographing.....		6,450		6,450		6,473
09 Advertising and publication of notices (service).....		400		400		417
10 Furnishing of heat, light, power, water, and electricity (service).....		6,515		6,925		7,925
11 Rents.....		149,600		277,550		478,108
12 Repairs and alterations.....		18,400		18,400		18,428
13 Special and miscellaneous current expenses.....		4,950		4,950		4,973
30 Equipment.....		92,000		93,000		92,987
Total, other obligations.....		1,805,200		2,157,510		2,291,869
Grand total, obligations.....		27,450,520		28,738,799		30,031,723
Estimated savings and unobligated balances.....				2,061,201		3,618,277
Total estimate or appropriation.....		27,450,520		30,800,000		33,650,000

Agricultural Adjustment Administration, Bureau of Internal Revenue—

By objects	Obligations		
	Estimate, 1935	Estimate, 1934	Actual, 1933
01 Personal services.....	\$4,200,000	\$2,764,705	
Deduct legislative reductions.....	420,000	414,705	
01 Personal services (net).....	3,780,000	2,350,000	
02 Supplies and materials.....	60,000	50,000	
05 Communication service.....	85,000	75,000	
06 Travel expenses.....	875,000	790,000	
07 Transportation of things (service).....	8,000	8,500	
08 Printing and binding.....	100,000	125,000	
11 Rents.....	500	1,000	
12 Repairs and alterations.....	1,500	500	
30 Equipment.....	90,000	100,000	
Total obligations.....	5,000,000	3,500,000	
Received by transfer from Agricultural Adjustment Administration.....	-5,000,000	-3,500,000	
Total estimate or appropriation.....			

Refunding Taxes Illegally Collected—

Refunding taxes illegally or erroneously collected: For refunding taxes illegally or erroneously collected, as provided by law, including the payment of claims for the fiscal year [1934] 1935 and prior years, [\$55,000,000] \$40,000,000: *Provided*, That a report shall be made to Congress by internal-revenue districts and alphabetically arranged of all disbursements hereunder in excess of \$500 as required by section 3 of the Act of May 29, 1928 (U.S.C., Supp. [V] VI, title 26, sec. [149] 1676), including the names of all persons and corporations to whom such payments are made, together with the amount paid to each (U.S.C., title 31, sec. 602; U.S.C., Supp. VI, title 26, secs. 321-322, 325, 353, 510, 512, 577, 1136, 1433, 1670-1671, 1676-1677; title 28, sec. 284; act Mar. 3, 1933, 47 Stat., p. 1495).

Estimate 1935, \$40,000,000

Appropriated 1934, \$55,000,000

By objects	Obligations		
	Estimate, 1935	Estimate, 1934	Actual, 1933
5311 Refund of internal revenue taxes, assessments, or deposits.....	\$47,793,312	\$55,000,000	\$51,484,846
1931 and 1932 appropriations obligated in 1933.....			-31,278,158
1932 and 1933 appropriations obligated in 1934.....		-7,793,312	+7,793,312
1933 and 1934 appropriations obligated in 1935.....	-7,793,312	+7,793,312	
Total estimate or appropriation.....	40,000,000	55,000,000	28,000,000

Total, Bureau of Internal Revenue, annual appropriations, general fund:

Estimate 1935, \$67,450,520

Appropriated 1934, \$85,800,000

Indefinite appropriations:

Allowance or Drawback (Internal Revenue)—

Indefinite appropriation to pay allowance or drawback on articles on which any internal duty or tax shall have been paid when said articles are exported (U.S.C., Supp. VI, title 26, sec. 836(a)).

Estimate 1935, \$103,000

Appropriated 1934, \$125,000

By objects	Obligations		
	Estimate, 1935	Estimate, 1934	Actual, 1933
5317 Drawbacks, internal revenue.....	\$103,000	\$111,000	\$123,550
Excess of obligations over estimates.....		14,000	-23,550
Total estimate or appropriation.....	103,000	125,000	100,000

Redemption of Stamps (Internal Revenue)—

Indefinite appropriation of such sum of money as may be necessary to repay the amount or value paid for internal-revenue stamps which may have been spoiled, destroyed, or rendered useless or unfit for the purpose intended, or which, through mistake, may

have been improperly or unnecessarily used (*U.S.C., title 31, sec. 711; U.S.C., Supp. VI, title 26, secs. 898, 1424 (a)-(c)*).

Estimate 1935, **\$1,000,000** Appropriated 1934, **\$1,100,000**

By objects	Obligations		
	Estimate, 1935	Estimate, 1934	Actual, 1933
5318 Redemption of stamps, internal revenue.....	\$1,000,000	\$990,000	\$4,037,251
Excess of obligations over estimates.....	-----	110,000	3,202,251
Total estimate or appropriation.....	1,000,000	1,100,000	835,000

Refunding Legacy Taxes, Act March 30, 1928—

Indefinite appropriation to refund any legacy taxes erroneously or illegally assessed or collected under the provisions of section 29 of the Act of June 13, 1898 (37 Stat., p. 240), the claim for which may be presented to the Commissioner of Internal Revenue not later than six months after the passage of the Act of March 30, 1928 (*act Mar. 30, 1928, 45 Stat., p. 398, sec. 2*).

Estimate 1935, **\$4,000** Appropriated 1934, **\$5,000**

By objects	Obligations		
	Estimate, 1935	Estimate, 1934	Actual, 1933
5311 Refund of internal revenue taxes, assessments or deposits.....	\$4,000	\$4,000	\$10,000
Excess of obligations over estimates.....	-----	1,000	-5,000
Total estimate or appropriation.....	4,000	5,000	5,000

Refunding Moneys Erroneously Received and Covered (Internal Revenue)—

Indefinite appropriation to refund moneys received and covered into the Treasury before the payment of legal and just charges against same (*U.S.C., title 31, sec. 711*).

Estimate 1935, **\$500** Appropriated 1934, **\$800**

By objects	Obligations		
	Estimate, 1935	Estimate, 1934	Actual, 1933
5339 Refund of amount deposited before the payment of just and legal charges against the same.....	\$500	\$500	\$388
Excess of estimates over obligations.....	-----	300	612
Total estimate or appropriation.....	500	800	1,000

Total, Bureau of Internal Revenue, permanent appropriations:

Estimate 1935, **\$1,107,500** Appropriated 1934, **\$1,230,800**

Total, Bureau of Internal Revenue, general fund:

Estimate 1935, **\$68,558,020** Appropriated 1934, **\$87,030,800**

Special funds:

Philippine Special Fund (Internal Revenue)—

That * * * all duties and taxes collected in the United States upon articles coming from the Philippine Archipelago and upon foreign vessels coming therefrom shall not be covered into the general fund of the Treasury of the United States, but shall be held as a separate fund and paid into the treasury of the Philippine Islands, to be used and expended for the government and benefit of said islands (*act Mar. 8, 1902, 32 Stat., p. 54, sec. 4*).

That there shall be levied, collected, and paid in the United States, upon articles, goods, wares, or merchandise coming into the United States from the Philippine Islands, a tax equal to the internal-revenue tax imposed in the United States upon the like articles, goods, wares, or merchandise of domestic manufacture * * *. And provided further, That from and after the passage of this Act all internal revenues collected in or for account of the Philippine Islands shall accrue intact to the general government thereof and be paid into the insular treasury (*U.S.C., Supp. VI, title 19, sec. 1301*).

Estimate 1935, **\$315,000** Appropriated 1934, **\$350,000**

Philippine Special Fund (Internal Revenue)—Continued.

By objects	Obligations		
	Estimate, 1935	Estimate, 1934	Actual, 1933
5311 Refund of internal revenue taxes, assessments, or deposits.....	\$315,000	\$315,000	\$328,444
Excess of estimates over obligations.....	-----	35,000	21,556
Total estimate or appropriation.....	315,000	350,000	350,000

Additional Income Tax on Railroads in Alaska—

That in addition to the normal income tax of 1 per centum on net income there shall be levied and collected 1 per centum on the gross annual income of all railroad corporations doing business in Alaska, on business done in Alaska. * * * which tax when collected shall be paid to the treasurer of Alaska and be applicable to general Territorial purposes * * * (*U.S.C., title 48, sec. 309*).

Estimate 1935, **\$7,500** Appropriated 1934, **\$11,000**

By objects	Obligations		
	Estimate, 1935	Estimate, 1934	Actual, 1933
5311. Refund of internal revenue taxes, assessments, or deposits.....	\$7,500	\$9,500	\$4,262
Excess of estimates over obligations.....	-----	1,500	8,738
Total estimate or appropriation.....	7,500	11,000	13,000

Total, Bureau of Internal Revenue, special funds:

Estimate 1935, **\$322,500** Appropriated 1934, **\$361,000**

Total, Bureau of Internal Revenue, general and special funds:

Estimate 1935, **\$68,880,520** Appropriated 1934, **\$87,391,800**

BUREAU OF INDUSTRIAL ALCOHOL

Salaries and Expenses, Bureau of Industrial Alcohol—

Salaries and expenses: For expenses to administer the applicable provisions of the National Prohibition Act as amended and supplemented (*U.S.C., title 27*) and internal revenue laws, pursuant to the Act of March 3, 1927 (*U.S.C., Supp. [V] VI, title 5, secs. 281-281e*), and the Act of May 27, 1930 (*U.S.C., Supp. [V] VI, title 27, secs. 103-108*), including the employment of executive officers, attorneys, inspectors, chemists, assistant chemists, supervisors, storekeeper-gaugers, clerks, messengers, and other necessary employees in the field and in the Bureau of Industrial Alcohol in the District of Columbia, to be appointed as authorized by law; the securing of evidence of violations of the Acts; the cost of chemical analyses made by others than employees of the United States and expenses incident to such chemists testifying when necessary; the purchase of such supplies, equipment, mechanical devices, laboratory supplies, books, and such other expenditures as may be necessary in the several field offices; cost of acquisition and maintenance of automobiles delivered to the Secretary of the Treasury for use in administration of the law under his jurisdiction; hire, maintenance, repair, and operation of motor-propelled or horse-drawn passenger-carrying vehicles when necessary, for official use in field work; and for rental of necessary quarters; in all, **[\$4,000,000] \$4,086,974** of which amount not to exceed **[\$325,000] \$280,119** may be expended for personal services in the District of Columbia: *Provided*, That for purpose of concentration, upon the initiation of the Commissioner of Industrial Alcohol and under regulations prescribed by him, distilled spirits may be removed from any internal-revenue bonded warehouse to any other such warehouse, and may be bottled in bond in any such warehouse before or after payment of the tax, and the commissioner shall prescribe the form and penal sum of bond covering distilled spirits in internal-revenue bonded warehouses and in transit between such warehouses (*U.S.C., title 27; U.S.C., Supp. VI, title 5, secs. 281-281e; title 26, secs. 38a-38d; title 27, secs. 42, 101-108; act Mar. 3, 1933, 47 Stat., p. 1495*).

Annual appropriation, general fund:

Estimate 1935, **\$4,086,974** Appropriated 1934, **\$4,000,000**

Salaries and Expenses, Bureau of Industrial Alcohol—Continued.

By objects	Obligations					
	Estimate, 1935		Estimate, 1934		Actual, 1933	
	Posi- tions	Av. salary	Posi- tions	Av. salary	Posi- tions	Av. salary
PERSONAL SERVICES, DEPARTMENTAL						
Professional and scientific service:						
Grade 7. Senior attorney (chief counsel)					1	\$7,000
Grade 6. Senior scientist (head, technical division)	1	\$6,000	1	\$6,000	1	6,000
Attorney (assistant head of law division)	1	5,600	1	5,600	1	5,600
Grade 5. Attorney	2	5,100	2	5,100	2	5,100
Scientist (medical officer)	1	5,000	1	5,000	1	5,000
Scientist (chemist in charge)	1	5,000	1	5,000	1	5,000
Scientist (assistant head of technical division)					1	4,800
Scientist (assistant chemist in charge)	1	4,800	1	4,800	1	4,800
Scientist (chemist)	1	4,800	1	4,800	1	4,800
Grade 4. Scientist (chemist)	5	4,000	5	4,000	5	4,000
Attorney	1	3,800	1	3,800	1	3,800
Grade 3. Associate attorney	2	3,350	3	3,367	3	3,367
Associate scientist (chemist)	2	3,300	2	3,300	2	3,300
Grade 1. Junior scientist (chemist)	1	2,100	1	2,100	1	2,100
Clerical, administrative, and fiscal service:						
Grade 15. Special executive officer (Commissioner of Industrial Alcohol)	1	9,000	1	9,000	1	9,000
Grade 14. Executive officer (assistant Commissioner)	1	6,500	1	6,500	1	6,500
Grade 12. Administrative Officer (head of section)	1	4,600	1	4,600	1	4,600
Grade 11. Administrative officer (head of section)	1	4,200	1	4,200	1	4,200
Grade 9. Senior administrative assistant (head of section)	3	3,200	3	3,200	3	3,200
Grade 8. Administrative assistant (head of section)	1	3,300	1	3,300	1	3,300
Grade 7. Junior administrative assistant (secretary to Commissioner)	1	2,800	1	2,800	1	2,800
Junior administrative assistant (head of section)	1	2,800	1	2,800	1	2,800
Grade 6. Principal clerk	14	2,371	19	2,363	19	2,363
Grade 5. Senior clerk	17	2,188	17	2,188	16	2,175
Senior clerk (secretary to chief counsel)					1	2,400
Senior clerk-stenographer (secretary to assistant commissioner)	1	2,100	1	2,100	1	2,100
Senior clerk-stenographer (secretary to head, technical division)	1	2,100	1	2,100	1	2,100
Grade 4. Clerk	17	1,922	20	1,923	21	1,917
Clerk-stenographer	2	1,950	2	1,950	2	1,950
Office draftsman	1	1,860	1	1,860	1	1,860
Stenographer	3	1,800	3	1,800	3	1,800
Grade 3. Assistant clerk	14	1,707	14	1,708	15	1,708
Senior stenographer	7	1,783	7	1,783	7	1,783
Assistant clerk-stenographer	3	1,780	3	1,780	3	1,780
Nurse					1	1,740
Grade 2. Junior clerk	3	1,520	4	1,500	4	1,500
Junior clerk-typist	2	1,650	2	1,650	2	1,650
Junior operator, office devices	2	1,650	2	1,650	2	1,650
Junior stenographer	5	1,476	6	1,470	6	1,470
Senior typist	1	1,620	1	1,620	1	1,620
Grade 1. Underclerk	2	1,440	3	1,500	3	1,500
Custodial service:						
Grade 3. Messenger	7	1,380	8	1,395	8	1,395
Grade 2. Laborer					1	1,320
Total permanent, departmental	131	316,243	144	343,147	150	361,517
Deduct lapses and administrative furloughs.		5,000		66,371		5,984
Net permanent, departmental		311,243		276,776		355,533
PERSONAL SERVICES, FIELD						
Professional service:						
Grade 6. Attorney			1	6,000	2	5,801
Grade 5. Attorney	2	4,800	4	4,750	5	4,800
Grade 4. Attorney	2	4,200	6	4,100	9	4,156
Chemist	9	3,800	16	4,000	16	4,000
Grade 3. Attorney	6	3,317	14	3,364	17	3,348
Chemist	10	3,280	6	3,333	6	3,333
Grade 2. Attorney	1	2,600	2	3,000	3	2,867
Chemist	11	2,745	27	2,752	28	2,747
Grade 1. Attorney					1	2,600
Chemist	4	2,175	9	2,122	9	2,200
Clerical, administrative, and fiscal service:						
Grade 14. Supervisor			1	7,000	3	7,000
Grade 13. Supervisor	5	6,120	8	6,125	8	6,125
Assistant supervisor			2	5,600	2	5,600
Field supervisor			4	5,950	4	5,950
Grade 12. Supervisor	7	5,171	1	5,400	1	5,400
Assistant supervisor	3	5,067	11	4,855	10	4,820
Zone supervisor	3	5,133				
Chief, plant control	1	4,600	1	4,600	1	4,600
Field inspector			2	4,600	2	4,600
Grade 11. Assistant supervisor	8	4,000	7	4,286	8	4,275
Field inspector	9	4,067	7	4,114	7	4,115
Inspector	6	3,833	4	4,050	5	4,040
Grade 10. Assistant supervisor	2	3,750	1	4,100	1	4,100
Inspector			2	3,650	2	3,650
Assistant to assistant supervisor			1	3,800	1	3,800

Salaries and Expenses, Bureau of Industrial Alcohol—Continued.

By objects	Obligations					
	Estimate, 1935		Estimate, 1934		Actual, 1933	
	Posi- tions	Av. salary	Posi- tions	Av. salary	Posi- tions	Av. salary
PERSONAL SERVICES, FIELD—continued						
Clerical, administrative, and fiscal service—Continued.						
Grade 9. Field inspector	1	\$3,500	1	\$3,500	1	\$3,500
Inspector	36	3,244	36	3,406	42	3,334
Clerk	1	3,200	1	3,400	1	3,400
Chief clerk	1	3,200	2	3,400	2	3,400
Assistant supervisor	2	3,200	1	3,200	1	3,200
Grade 8. Chief clerk	2	3,350	2	3,350	2	3,350
Clerk	2	3,250	2	3,250	2	3,250
Inspector	2	3,050	4	3,050	5	3,080
Administrative assistant (head of section)			1	3,000	1	3,000
Grade 7. Chief clerk	3	2,867	2	2,800	3	2,867
Clerk	6	2,683	7	2,757	5	2,700
Inspector	336	2,606	330	2,706	342	2,705
Grade 6. Storekeeper-gauger	6	2,500	6	2,500	11	2,500
Clerk	14	2,486	19	2,479	20	2,495
Grade 5. Storekeeper-gauger	778	2,063	276	2,199	281	2,217
Clerk	68	2,173	78	2,164	80	2,165
Laboratorian	1	2,000	1	2,300	1	2,300
Grade 4. Clerk	83	1,917	121	1,903	127	1,903
Grade 3. Clerk	167	1,699	224	1,699	234	1,698
Assistant laboratorian	1	1,740	1	1,740	1	1,740
Grade 2. Clerk	110	1,507	124	1,501	134	1,505
Operator office devices	6	1,510	8	1,560	6	1,450
Laboratory assistant	1	1,440	1	1,440	1	1,440
Grade 1. Clerk	8	1,313	8	1,313	9	1,327
Telephone operator	5	1,368	5	1,368	5	1,380
Operator office devices			1	1,260	1	1,260
Laboratory assistant			1	1,440	1	1,440
Custodial service:						
Grade 6. Custodian			1	1,860	1	1,860
Grade 5. Mechanic	2	1,800	2	1,800	2	1,800
Grade 4. Warehouse watchman			47	1,522	49	1,525
Grade 3. Warehouse watchman					3	1,320
Unskilled laborer	1	1,440	1	1,440	1	1,440
Messenger	9	1,360	8	1,380	8	1,380
Grade 2. Messenger	7	1,080	8	1,080	8	1,080
Total permanent, field	1,748	3,874,014	1,467	3,390,594	1,542	3,583,908
Deduct lapses and administrative furloughs.		75,000		931,994		111,604
Net permanent positions, field		3,799,014		2,458,600		3,472,304
Temporary employees		20,000				
All personal services, field		3,819,014		2,458,600		3,472,304
Total departmental and field		4,130,257		2,735,376		3,827,837
Deduct legislative reductions		413,026		410,307		396,994
01 Personal services (net)		3,717,231		2,325,069		3,430,843
OTHER OBLIGATIONS						
02 Supplies and materials		45,030		14,000		36,205
04 Storage of Government automobiles		6,000		5,000		10,310
05 Communication service		19,500		10,500		32,060
06 Travel expenses		217,200		81,100		208,550
07 Transportation of things (service)		2,000		1,500		4,550
08 Photostating						100
10 Heat, light, power, and electricity		2,000		2,031		3,000
11 Rents		54,113		53,950		127,450
12 Repairs and alterations		16,000		6,600		14,475
13 Special and miscellaneous current expenses		400				425
30 Equipment		7,500		250		7,500
Total other obligations		369,743		174,931		444,625
Grand total obligations		4,086,974		2,500,000		3,875,468
Transferred to:						
Secret Service Division				29,320		+25,000
Bureau of the Budget				21,850		
Office of Secretary				21,830		
Estimated savings and unobligated balances.				1,427,000		624,532
Total estimate or appropriation		4,086,974		4,000,000		4,525,000
By Projects						
General administration		1,132,776		601,014		1,660,995
Plant and warehouse operations:						
Auditing monthly reports and accounts		241,320		219,929		228,554
Supervising plant and warehouse operations		2,785,524		1,489,175		811,967
Inspection activities		340,380		189,882		1,173,952
Deduct legislative reductions		4,500,000		2,500,000		3,875,468
Total		4,086,974		2,500,000		3,875,468

Indefinite appropriation:

Allowance or Drawback (Industrial Alcohol)—

Indefinite appropriation to pay allowance or drawback on internal-revenue tax paid on distilled spirits used in the manufacture of flavoring extracts, medicinal or toilet preparations exported (U.S.C., title 26, sec. 377).

Estimate 1935, **\$175,000**Appropriated 1934, **\$90,000**

By objects	Obligations		
	Estimate, 1935	Estimate, 1934	Actual, 1933
5310 Refund (allowance or drawback).....	\$175,000	\$70,000	\$70,000
Excess of estimates over obligations.....		20,000	80,000
Total estimate or appropriation.....	175,000	90,000	150,000

Total, Bureau of Industrial Alcohol, general fund:

Estimate 1935, **\$4,261,974**Appropriated 1934, **\$4,090,000**

BUREAU OF NARCOTICS

Salaries and Expenses, Bureau of Narcotics—

Salaries and expenses: For expenses to enforce the Act of December 17, 1914 (U.S.C., title 26, sec. 211), as amended by the Revenue Act of 1918 (U.S.C., title 26, secs. 691-708), the Act approved February 9, 1909, as amended by the Act of May 26, 1922 (U.S.C., title 21, secs. 171-184), known as the Narcotic Drugs Import and Export Act, pursuant to the Act of March 3, 1927 (U.S.C., Supp. [V] VI, title 5, secs. 281-281e), and the Act of June 14, 1930 (U.S.C., Supp. [V] VI, title 5, secs. 282-282c), including the employment of executive officers, attorneys, agents, inspectors, chemists, supervisors, clerks, messengers, and other necessary employees in the field and in the Bureau of Narcotics in the District of Columbia, to be appointed as authorized by law; the securing of evidence of violations of the Acts; the costs of chemical analyses made by others than employees of the United States; the purchase of such supplies, equipment, mechanical devices, books, and such other expenditures as may be necessary in the several field offices; cost incurred by officers and employees of the Bureau of Narcotics in the seizure, storage, and disposition of property under the internal revenue laws when the same is disposed of under section 3460, Revised Statutes (U.S.C., title 26, sec. 1193); hire, maintenance, repair, and operation of motor-propelled or horse-drawn passenger-carrying vehicles when necessary for official use in field work; and for rental of necessary quarters in all, **\$1,400,000** \$1,194,899, of which amount not to exceed **\$185,000** \$183,942 may be expended for personal services in the District of Columbia: *Provided*, That the Secretary of the Treasury may authorize the use by narcotic agents of motor vehicles confiscated under the provisions of the Act of March 3, 1925 (U.S.C., title 27, sec. 43) as amended, and to pay the cost of acquisition, maintenance, repair, and operation thereof: *Provided further*, That not exceeding \$10,000 may be expended for the collection and dissemination of information and appeal for law observance and law enforcement, including cost of printing, purchase of newspapers, and other necessary expenses in connection therewith and not exceeding \$1,500 for attendance at meetings concerned with the work of the Bureau of Narcotics: *Provided further*, That moneys expended from this appropriation for the purchase of narcotics and subsequently recovered shall be deposited in the Treasury to the credit of the appropriation for enforcement of the narcotic Acts current at the time of the deposit (U.S.C., title 21, secs. 171-184; title 26, secs. 211, 691-708; title 27, sec. 43; U.S.C., Supp. VI, title 5, secs. 281-281e, 282-282c; title 31, sec. 529a; act Mar. 3, 1933, 47 Stat., pp. 1495-1496).

Annual appropriation, general fund:

Estimate 1935, **\$1,194,899**Appropriated 1934, **\$1,400,000**

By objects	Obligations			
	Estimate, 1935		Estimate, 1934	
	Posi- tions	Av. salary	Posi- tions	Av. salary
PERSONAL SERVICES, DEPARTMENTAL				
Professional service:				
Grade 5. Senior attorney (legal adviser, Narcotic Control Board).....	1	\$4,600	1	\$4,600
Grade 4. Attorney (chief, law division).....	1	3,800	1	3,800
Grade 3. Associate attorney (assistant chief division).....	1	3,200	1	3,200
Grade 2. Law clerk.....	2	2,600	2	2,600

Salaries and Expenses, Bureau of Narcotics—Continue 1.

By objects	Obligations					
	Estimate, 1935		Estimate, 1934		Actual, 1933	
	Posi- tions	Av. salary	Posi- tions	Av. salary	Posi- tions	Av. salary
PERSONAL SERVICES, DEPARTMENTAL—con.						
Subprofessional service:						
Grade 4. Nurse.....	1	\$1,620	1	\$1,620	1	\$1,620
Clerical, administrative, and fiscal service:						
Grade 15. Special executive officer (com- missioner).....	1	9,000	1	9,000	1	9,000
Grade 14. Executive officer (deputy com- missioner).....	1	6,500	1	6,500	1	6,500
Grade 11. Administrative officer (chief clerk).....	1	4,600	1	4,600	1	4,600
Grade 9. Senior administrative assistant.....	1	3,400	1	3,400	1	3,400
Grade 7. Junior administrative assistant.....	2	2,750	2	2,750	2	2,750
Grade 6. Principal clerk.....	6	2,400	6	2,400	6	2,400
Principal clerk - stenographer (secretary to commissioner).....	1	2,400	1	2,400	1	2,400
Grade 5. Senior clerk.....	12	2,017	12	2,017	12	2,017
Senior clerk-stenographer (sec- retary to deputy commis- sioner).....	1	2,200	1	2,200	1	2,200
Grade 4. Clerk.....	10	1,914	10	1,914	11	1,936
Clerk-stenographer.....	1	1,800	1	1,800	1	1,800
Principal stenographer.....	2	1,980	2	1,980	2	1,980
Grade 3. Assistant clerk.....	15	1,704	15	1,704	15	1,704
Assistant clerk-stenographer.....	2	1,710	2	1,710	3	1,680
Senior stenographer.....	2	1,800	2	1,800	2	1,800
Grade 2. Junior clerk.....	19	1,576	19	1,576	19	1,576
Junior clerk-typist.....	2	1,470	2	1,470	2	1,470
Junior stenographer.....	6	1,600	6	1,600	6	1,600
Senior typist.....	2	1,530	2	1,530	2	1,530
Junior operator office devices.....	3	1,480	3	1,480	3	1,480
Grade 1. Underclerk.....	1	1,260	1	1,260	1	1,260
Custodial service:						
Grade 4. Head messenger.....	1	1,400	1	1,440	1	1,440
Grade 3. Messenger.....	3	1,200	3	1,200	3	1,200
Total permanent, departmental.....	101	204,388	101	204,388	103	208,164
Deduct lapses and administrative furloughs.....		8		8		3,064
Net permanent, departmental.....		204,380		204,380		235,100
PERSONAL SERVICES, FIELD						
Professional service:						
Grade 3. Chemist in charge.....	1	3,700	1	3,700	1	3,700
Grade 1. Junior chemist.....	1	2,000	1	2,000	1	2,000
Clerical, administrative, and fiscal service:						
Grade 13. District supervisor.....			1	6,000	1.1	5,800
Grade 12. Field supervisor.....					1.7	4,666
Field office inspector.....			1	4,600		
Chief (Division of Foreign Control).....	1	4,600	1	4,600	1	4,600
District supervisor.....	14	4,600	14	4,843	12.5	4,832
Grade 11. Field office inspector.....	1	4,000				
District supervisor.....	1	3,800				
Administrative officer.....	1	3,800	1	3,800	1	3,800
Assistant district supervisor.....	3	3,867	3	3,867	3	4,067
Grade 10. Assistant district supervisor.....	11	3,500	5	3,560	4.8	3,594
Special agent.....					1	3,500
Special employee (Foreign Control).....	1	3,900	1	3,900	1	3,900
Senior administrative assistant.....			1	3,600	1	3,600
Narcotic inspector.....	4	3,500	5	3,540	1	3,500
Narcotic agent.....	1	3,200			4.5	3,522
Grade 9. Assistant district supervisor.....	1	3,200	1	3,200		
Narcotic inspector.....	1	3,500				
Grade 8. Assistant district supervisor.....	1	3,200	1	3,200	1	3,200
Special agent.....	1	3,000				
Special employee (Foreign Con- trol).....	1	3,000	1	3,000	1	3,000
Narcotic inspector.....	8	3,125	11	3,064	11	3,064
Narcotic agent.....	18	3,094	26	3,100	27	3,096
Narcotic agent (additional ones to be appointed).....	20	3,000				
Grade 6. Special employee (Foreign Con- trol).....	2	2,350	2	2,350	2	2,350
Administrative assistant.....	1	2,600	1	2,800	1	2,800
Narcotic inspector.....	56	2,454	52	2,515	53	2,518
Narcotic agent.....	130	2,482	129	2,536	132.2	2,536
Grade 4. Special employee (Foreign Con- trol).....			2	1,920	2	1,920
Clerk.....	10	1,890	11	1,904	11	1,904
Grade 3. Assistant clerk.....	17	1,694	18	1,680	19	1,677
Grade 2. Junior clerk.....	12	1,465	15	1,480	15	1,480
Grade 1. Underclerk.....	1	1,500	1	1,500	1.6	1,397
Custodial service:						
Grade 4. Mechanic.....	1	1,500	1	1,500	1	1,500
Total permanent, field.....	316	831,954	307	816,455	313.4	830,904
Deduct lapses and administrative furloughs.....		3,054		53,364		16,363
Net permanent, field.....		828,900		763,091		814,541
Temporary employees, field.....		6,000		6,000		18,604
All personal services, field.....		834,900		769,091		833,145
Total, departmental and field.....		1,039,280		973,471		1,038,245
Deduct legislative reductions.....		103,928		150,180		105,663
Total cash paid in salaries and wages.....		935,352		823,291		932,582
Deduct amount included in objects below.....		3,400		3,400		3,400
01 Personal services (net).....		931,952		819,891		929,182

Salaries and Expenses, Bureau of Narcotics—Continued.

By objects	Obligations		
	Estimate, 1935	Estimate, 1934	Actual, 1933
OTHER OBLIGATIONS			
02 Supplies and materials.....	\$12, 100	\$10, 100	\$15, 874
03 Subsistence and support of persons (service).....	100	100	214
04 Storage and care of vehicles (service).....	6, 500	6, 000	7, 405
05 Communication service.....	11, 250	10, 250	16, 991
06 Travel expense.....	121, 497	78, 359	119, 332
07 Transportation of things.....	700	700	848
08 Furnishing heat, light, power, etc. (service).....			278
11 Rents.....	2, 100	3, 400	11, 752
12 Repairs and alterations.....	9, 100	8, 100	15, 389
13 Special and miscellaneous current expenses.....	92, 100	56, 100	83, 760
30 Equipment.....	7, 500	7, 000	8, 353
Total other obligations.....	262, 947	180, 109	280, 196
Grand total obligations.....	1, 194, 899	1, 000, 000	1, 209, 378
Estimated savings and unobligated balances.....		400, 000	315, 622
Total estimate or appropriation.....	1, 194, 899	1, 400, 000	1, 525, 000
BY ACTIVITIES OR PROJECTS			
1. Narcotic investigations.....	1, 050, 447	786, 338	982, 370
2. General administration.....	111, 000	95, 100	102, 819
3. Limiting manufacture to medicinal needs.....	16, 180	14, 023	14, 666
4. Control of distribution.....	77, 140	65, 794	67, 991
5. Foreign control.....	34, 000	28, 745	32, 447
6. Dissemination of information.....	10, 000	10, 000	9, 085
	1, 298, 827	1, 000, 000	1, 209, 378
Deduct legislative reductions.....	-103, 928		
Net total.....	1, 194, 899	1, 000, 000	1, 209, 378

COAST GUARD

Salaries, Office of Coast Guard—

Office of the commandant: For personal services in the District of Columbia, **[\$341,000]** \$322,170 (act Mar. 3, 1933, 47 Stat., p. 1496).

Estimate 1935, **\$322,170**Appropriated 1934, **\$341,000**

The services of skilled draftsmen and such other technical services as the Secretary of the Treasury may deem necessary may be employed only in the office of the Coast Guard in connection with the construction and repair of Coast Guard vessels and boats, to be paid from the appropriation "Repairs to Coast Guard vessels": *Provided*, That the expenditures on this account for the fiscal year [1934] 1935 shall not exceed **[\$11,100]** \$10,890. A statement of the persons employed hereunder, their duties, and the compensation paid to each shall be made to Congress each year in the Budget (*same act*).

By objects	Obligations			
	Estimate, 1935	Estimate, 1934	Actual, 1933	
PERSONAL SERVICES, DEPARTMENTAL				
Professional service:	Posi- Av. Posi- Av. Posi- Av.			
Grade 5. Senior attorney.....	1 \$4, 600	1 \$4, 600	1 \$5, 000	
Grade 5. Senior civil engineer.....	1 4, 800	1 4, 800	1 4, 800	
Grade 4. Naval architect.....	1 3, 800	1 3, 800	1 3, 800	
Cryptanalyst in charge.....	1 3, 800	1 3, 800	1 3, 800	
Civil engineer.....	1 3, 800	1 3, 800	1 3, 800	
Grade 3. Associate legal assistant.....	1 3, 200	1 3, 200	1 3, 400	
Associate naval architect.....	1 3, 300	1 3, 300	1 3, 300	
Associate civil engineer.....	1 3, 300	1 3, 300	1 3, 300	
Engineering draftsman.....	1 3, 200	1 3, 200	1 3, 200	
Marine engineering draftsman.....	1 2, 600	1 2, 600	1 2, 600	
Grade 2. Assistant leg. adviser.....	2 2, 600	2 2, 600	2 2, 600	
Assistant naval architect.....	2 2, 600	2 2, 600	2 2, 600	
Subprofessional service:				
Grade 8. Chief engineering draftsman.....	1 2, 600	1 2, 600	1 2, 600	
Grade 7. Principal engineering aide.....	2 2, 350	2 2, 350	2 2, 350	
Grade 6. Senior engineering draftsman.....	1 2, 000	1 2, 000	1 2, 000	
Communication engineering aide.....	1 2, 000	1 1, 680		
Grade 5. Engineering draftsman.....	1 1, 920	1 1, 920	1 1, 920	
Cryptanalytic aide.....	3 1, 800	3 1, 800	3 1, 800	
Grade 4. Assistant draftsman.....			1 1, 680	
Clerical, administrative, and fiscal service:				
Grade 12. Chief of division.....	2 4, 800	2 4, 800	2 4, 800	
Grade 10. Junior administrative officer.....	1 3, 500	1 3, 500	1 3, 500	
Grade 9. Senior administrative assistant.....	1 3, 500	1 3, 500	1 3, 500	
Grade 8. Administrative assistant.....	4 2, 950	4 2, 950	4 2, 950	
Grade 7. Junior administrative assistant.....	2 2, 600	2 2, 600	2 2, 600	

Salaries, Office of Coast Guard—Continued.

By objects	Obligations					
	Estimate, 1935	Estimate, 1934	Actual, 1933			
PERSONAL SERVICES, DEPARTMENTAL—CON.						
Clerical, administrative, and fiscal service—Continued.	Posi- Av. Posi- Av. Posi- Av.					
Grade 6. Principal clerk.....	6 \$2, 450	6 \$2, 450	6 \$2, 450			
Grade 5. Senior clerk.....	14 2, 093	14 2, 093	14 2, 093			
Principal cryptographic clerk.....	1 2, 000	1 2, 000	1 2, 000			
Senior clerk-stenographer.....	7 2, 114	7 2, 114	7 2, 114			
Grade 4. Clerk.....	38 1, 851	38 1, 851	39 1, 851			
Principal stenographer.....			1 2, 040			
Clerk-stenographer.....	6 1, 810	6 1, 810	5 1, 812			
Grade 3. Assistant clerk.....	20 1, 677	20 1, 677	22 1, 677			
Assistant cryptographic clerk.....	2 1, 650	2 1, 650	2 1, 650			
Assistant clerk-stenographer.....	14 1, 629	14 1, 629	16 1, 639			
Senior operator, office devices.....	4 1, 635	4 1, 635	4 1, 635			
Grade 2. Junior clerk.....	12 1, 460	12 1, 460	12 1, 460			
Junior clerk-stenographer.....	14 1, 453	14 1, 453	15 1, 452			
Junior clerk-typist.....	1 1, 500	1 1, 500	1 1, 500			
Junior operator, office devices.....	3 1, 460	3 1, 460	2 1, 470			
Grade 1. Underclerk.....	7 1, 277	7 1, 277	7 1, 277			
Custodial service:						
Grade 4. Head messenger.....	1 1, 320	1 1, 320	1 1, 320			
Grade 3. Messenger.....	4 1, 260	4 1, 260	4 1, 260			
Grade 2. Laborer.....	1 1, 260	1 1, 260	1 1, 260			
Total permanent, departmental.....	186 362, 280	186 361, 960	192 374, 640			
Deduct lapses and administrative furloughs.....	4, 313	4, 313	5, 225			
Net permanent, departmental.....	357, 967	357, 647	369, 415			
Deduct legislative reductions.....	35, 797	53, 647	37, 887			
01 Personal services (net).....	322, 170	304, 000	331, 528			
Estimated savings and unobligated balance.....		37, 000	40, 472			
Total estimate or appropriation.....	322, 170	341, 000	372, 000			

For every expenditure requisite for and incident to the authorized work of the Coast Guard, including the expense of maintenance, repair, and operation of vessels forfeited to the United States and delivered to the Treasury Department under the terms of the Act approved March 3, 1925 (U.S.C., title 27, sec. 41), and the maintenance, repair, and operation of two motor-propelled passenger-carrying vehicles, to be used only for official purposes in the field, as follows (U.S.C., title 27, sec. 41; act Mar. 3, 1933, 47 Stat., p. 1496):

Pay and Allowances, Coast Guard—

For pay and allowances prescribed by law for commissioned officers, cadets, warrant officers, petty officers, and other enlisted men, active and retired, temporary cooks, surfmen, substitute surfmen, and two civilian instructors, and not exceeding \$6,000 for cash prizes for men for excellence in gunnery, target practice, and engineering competitions, for carrying out the provisions of the Act of June 4, 1920 (U.S.C., title 34, sec. 943), rations or commutation thereof for cadets, petty officers, and other enlisted men, mileage and expenses allowed by law for officers; and traveling expenses for other persons traveling on duty under orders from the Treasury Department, including transportation of enlisted men and applicants for enlistment, with subsistence and transfers en route, or cash in lieu thereof, expenses of recruiting for the Coast Guard, rent of rendezvous, and expenses of maintaining the same; advertising for and obtaining men and apprentice seamen; transportation and packing allowances for baggage or household effects of commissioned officers, warrant officers, and enlisted men, **[\$18,900,000]** \$14,224,608 (U.S.C., title 14, secs. 1, 2, 4, 5, 9-15, 16-20, 23-25, 29, 32, 38, 55-57, 100, 102, 121, 122, 124, 125, 127, 161, 163, 166-168, 169-175, 191, 201-223; title 34, secs. 895, 943; U.S.C., Supp. VI, title 14, secs. 2a, 5a, 40, 41, 126, 167a, 167b, 231-235; title 37, secs. 20, 20a, 21, 21a; act Mar. 3, 1933, 47 Stat., pp. 1496-1497).

Estimate 1935, **\$14,224,608**Appropriated 1934, **\$18,900,000**

By objects	Obligations		
	Estimate, 1935	Estimate, 1934	Actual, 1933
Field service (not subject to Classification Act).			
PERSONAL SERVICES			
Commissioned officer (per annum):	Number	Number	Number
Commandant, \$8,000.....	1	1	1
Captain, \$6,000.....	21	21	21
Commander, \$5,750-\$4,900.....	43	43	42
Lieutenant commander, \$4,900-\$2,760.....	86	86	66
Lieutenant, \$2,760-\$2,200.....	129	128	113
Lieutenant (junior grade) and ensign, \$2,100-\$1,500.....	175	140	143

Pay and Allowances, Coast Guard—Continued.

By objects	Obligations		
	Estimate, 1935	Estimate, 1934	Actual, 1933
PERSONAL SERVICES—continued			
Commissioned officer (per annum)—Contd.	Number	Number	Number
Engineer-in-chief, \$6,000.....	1	1	1
Captain (E), \$6,000.....	9	13	14
Commander (E), \$5,075-\$4,725.....	18	18	18
Lieutenant commander (E), \$3,900-\$3,750.....	3	3	3
Constructor, \$5,750-\$2,640.....	5	5	5
District commander, \$5,250-\$2,520.....	14	14	14
Instructor, \$3,360-\$1,800.....	2	2	2
Temporary commissioned officer (per annum):			
Lieutenant, \$2,520-\$2,100.....		2	2
Cadet, \$780 per annum.....	139	129	121
Chief warrant officer, \$240-\$175 per month.....	160	160	84
Warrant officer, \$189-\$153 per month.....	440	490	749
Enlisted men (per month):			
First pay grade, \$157.50-\$99.....	1,165	1,262	1,610
Second pay grade, \$105-\$84.....	2,057	2,150	2,527
Third pay grade, \$90-\$72.....	1,023	1,154	1,439
Fourth pay grade, \$72-\$60.....	2,232	2,484	2,857
Fifth pay grade, \$64.80-\$54.....	1,354	1,571	1,531
Sixth pay grade, \$41.40-\$36.....	779	894	808
Seventh pay grade, \$23.10-\$21.....	188	285	264
Total number of positions.....	10,044	11,056	12,436
Total personal services.....	\$12,822,370	\$13,754,708	\$15,756,024
Deduct legislative reductions.....	1,233,208	2,039,224	756,538
01 Personal services (net).....	11,595,162	11,715,484	14,999,486
OTHER OBLIGATIONS			
02 Supplies and materials.....	1,207,562	1,552,304	2,012,120
03 Subistence and support of persons (service).....	675	675	747
05 Communications.....	600	600	10,628
06 Travel expense.....	120,000	120,000	309,844
07 Transportation of things.....	40,000	40,000	92,097
09 Advertising and publication of notices (service).....	675	675	750
11 Rents.....	900	900	900
13 Special and miscellaneous (current expenses).....	150	150	176
21 Retirement salaries and death gratuities.....	1,393,426	1,393,426	1,256,090
Deduct legislative reductions.....	-139,342	-209,014	-84,370
Total other obligations.....	2,624,646	2,899,716	3,598,982
Grand total obligations.....	14,219,808	14,615,200	18,598,468
Transferred to Department of Agriculture, "Meat Inspection Bureau of Animal Industry".....	+4,800	+4,800	+5,146
Net total obligations.....	14,224,608	14,620,000	18,603,614
Transferred to Office of Commissioner of Accounts and Deposits.....		9,167	
Estimated savings and unobligated balance.....		4,270,833	2,036,386
Total estimate or appropriation.....	14,224,608	18,900,000	20,640,000
BY ACTIVITIES OR PROJECTS			
1. Commissioned officers and instructors.....	1,745,119	1,648,168	1,679,672
2. Cadets.....	131,824	120,000	121,514
3. Warrant officers.....	1,574,089	1,606,288	2,163,976
4. Enlisted men.....	9,359,492	9,901,132	13,041,041
5. Retired list.....	1,227,084	1,158,912	1,153,675
6. Death gratuities.....	27,000	25,500	18,045
7. Mileage.....	120,000	120,000	309,844
8. Transportation of household effects.....	40,000	40,000	92,097
Transferred to "Communication lines, Coast Guard".....			10,000
Transferred to "Outfits, Coast Guard".....			13,750
Total.....	14,224,608	14,620,000	18,603,614

Fuel and Water, Coast Guard—

For fuel, lubricating oil, kerosene, and water for vessels, stations, and houses of refuge, **[\$1,825,000] \$1,134,600** (act Mar. 3, 1933, 47 Stat., p. 1497).

Estimate 1935, **\$1,134,600**Appropriated 1934, **\$1,825,000**

By objects	Obligations		
	Estimate, 1935	Estimate, 1934	Actual, 1933
02 Supplies and materials.....	\$1,110,100	\$1,345,000	\$1,759,453
10 Furnishing of water.....	24,500	30,000	42,190
Total.....	1,134,600	1,375,000	1,801,643
Unobligated balance.....		450,000	148,357
Total estimate or appropriation.....	1,134,600	1,825,000	1,950,000

Fuel and Water, Coast Guard—Continued.

By activities or projects	Obligations		
	Estimate, 1935	Estimate, 1934	Actual, 1933
1. Coal, anthracite.....	\$90,000	\$90,000	\$155,937
2. Coal, bituminous.....	198,000	198,000	214,864
3. Fuel oil, grade A.....	455,000	565,000	673,690
4. Fuel oil, grade C.....	23,500	25,000	24,181
5. Diesel-engine oil.....	60,000	60,000	83,780
6. Gasoline.....	212,600	320,000	493,488
7. Wood.....	9,000	9,000	11,372
8. Water.....	24,500	30,000	42,190
9. Gas.....	3,000	3,000	11,390
10. Kerosene and lubricating oil.....	59,000	75,000	90,751
Total.....	1,134,600	1,375,000	1,801,643

Outfits, Coast Guard—

For outfits, including repairs to portable equipment at shore units, ship chandlery, engineers' stores, and draft animals and their maintenance, **[\$1,800,000] \$1,074,057** (act Mar. 3, 1933, 47 Stat. p. 1497).

Estimate 1935, **\$1,074,057**Appropriated 1934, **\$1,800,000**

By objects	Obligations		
	Estimate, 1935	Estimate, 1934	Actual, 1933
PERSONAL SERVICES, FIELD			
01 Total salaries and wages (see consolidated schedule).....	\$173,530	\$173,530	\$198,388
Deduct legislative reductions in compensation.....	17,353	26,030	22,546
Deduct obligations for personal services included in objects named below.....	156,177	147,500	175,842
OTHER OBLIGATIONS			
02 Supplies and materials.....	674,782	894,850	1,066,478
04 Subistence and care of animals.....	250	250	363
08 Photographing and making photographs and prints.....	1,000	1,200	1,561
13 Services of veterinary.....	25	25	None
30 Equipment.....	398,000	529,675	631,199
Total other obligations.....	1,074,057	1,426,000	1,699,601
Estimated savings and unobligated balance.....		374,000	270,399
Total estimate or appropriation.....	1,074,057	1,800,000	1,970,000
BY ACTIVITIES OR PROJECTS			
1. Vessels.....	461,550	594,870	655,260
2. St. Marys River patrol and field offices.....	10,000	10,000	9,000
3. Coast Guard depot.....	60,000	65,300	67,000
4. Coast Guard Academy.....	25,300	27,000	27,000
5. Life-saving stations.....	157,230	157,230	163,950
6. Base at Trenton, Mich.....	300	300	300
7. Aviation stations.....	1,500	2,000	2,000
8. Seaplanes.....	11,000	14,300	10,400
9. Motor vehicles.....			20,566
10. Ice patrol.....	3,500	5,000	5,000
11. Repairs to portable equipment at shore units.....	20,000	20,000	219,454
12. Boat building.....	83,677	200,000	180,167
13. Ordnance.....	110,000	140,000	150,167
14. Communications.....	130,000	190,000	339,564
Total.....	1,074,057	1,426,000	1,699,601

National Industrial Recovery, Treasury, Coast Guard, 1933-1935—

By objects	Obligations		
	Estimate, 1935	Estimate, 1934	Actual, 1933
Outfits, Coast Guard			
01 Personal services.....		\$4,117	
Deduct legislative reduction.....		617	
01 Personal services (net).....		3,500	
OTHER OBLIGATIONS			
30 Equipment.....		471,500	
Total.....		475,000	
Received by transfer from "Federal Emergency Administration of Public Works".....		-475,000	
Total estimate or appropriation.....			

Rebuilding and Repairing Stations, etc., Coast Guard—

For rebuilding and repairing stations and houses of refuge, temporary leases, rent, and improvements of property for Coast Guard purposes, including use of additional land where necessary, **[\$327,040] \$145,530 (act Mar. 3, 1933, 47 Stat., p. 1497).**

Estimate 1935, **\$145,530**Appropriated 1934, **\$327,040**

By objects	Obligations		
	Estimate, 1935	Estimate, 1934	Actual, 1933
PERSONAL SERVICES, FIELD			
01 Total salaries and wages (see consolidated schedule).....	\$10,600	\$10,600	\$20,285
Deduct legislative reductions in compensation.....	1,060	1,590	4,085
Deduct obligations for personal services included in objects named below.....	9,540	9,010	16,200
OTHER OBLIGATIONS			
11 Rents.....	47,000	62,000	86,021
12 Repairs and alterations.....	98,430	192,900	218,100
31 Land and interests in land.....	100	100	100
32 Structures and parts, and nonstructural improvements to land.....		20,000	188,335
Total other obligations.....	145,530	275,000	492,556
Estimated savings and unobligated balance.....		52,040	27,444
Total estimate or appropriation.....	145,530	327,040	520,000
BY ACTIVITIES OR PROJECTS			
1. Rebuilding.....			177,500
2. Repairs.....	56,000	108,985	135,215
3. Wharves, bulkheads, launchways, etc.....	32,530	88,500	67,400
4. Sanitation.....	5,000	8,040	13,390
5. Heating.....	3,000	2,765	7,570
6. Electric lights.....	2,000	4,710	5,460
7. Leases and rentals.....	47,000	62,000	86,021
Total.....	145,530	275,000	492,556

National Industrial Recovery, Treasury, Coast Guard, 1933-35—

By objects	Obligations		
	Estimate, 1935	Estimate, 1934	Actual, 1933
<i>Rebuilding and Repairing Stations, etc., Coast Guard</i>			
01 Personal services.....		\$9,647	
Deduct legislative reductions.....		1,447	
01 Personal services (net).....		8,200	
OTHER OBLIGATIONS			
02 Supplies and materials.....		21,250	
12 Repairs and alterations.....		511,775	
30 Equipment.....		71,750	
32 Structures and parts, and nonstructural improvements to land.....		1,482,710	
Total other obligations.....		2,087,485	
Total.....		2,095,685	
Received by transfer from "Federal Emergency Administration of Public Works".....		-2,095,685	
Total, estimate or appropriation.....			

Communication Lines, Coast Guard—

For coastal communication lines and facilities and their maintenance, and communication service, **[\$140,000] \$109,574 (act Mar. 3, 1933, 47 Stat., p. 1497).**

Estimate 1935, **\$109,574**Appropriated 1934, **\$140,000**

By objects	Obligations		
	Estimate, 1935	Estimate, 1934	Actual, 1933
PERSONAL SERVICES, FIELD			
01 Total salaries and wages.....	\$3,065	\$3,065	\$3,785
Deduct legislative reductions.....	306	460	300
Deduct obligations for personal services included in objects named below.....	2,759	2,605	3,485

Communication Lines, Coast Guard—Continued.

By objects	Obligations		
	Estimate, 1935	Estimate, 1934	Actual, 1933
OTHER OBLIGATIONS			
02 Supplies and materials.....	\$7,000	\$8,000	\$10,182
05 Communication service.....	57,000	57,000	59,340
07 Transportation of things.....	500	500	525
12 Repairs and alterations (telephone and telegraph lines).....	45,074	54,500	65,490
31 Land and interests in land.....			45
Total other obligations.....	109,574	120,000	135,582
Estimated savings and unobligated balance.....		20,000	4,418
Total estimate or appropriation.....	109,574	140,000	140,000
BY ACTIVITIES OR PROJECTS			
1. Routine upkeep.....	52,574	63,000	76,242
2. Communication service.....	57,000	57,000	59,340
Total.....	109,574	120,000	135,582

National Industrial Recovery, Treasury, Coast Guard, 1933-35—

By objects	Obligations		
	Estimate, 1935	Estimate, 1934	Actual, 1933
<i>Communication Lines, Coast Guard</i>			
05 Communication service.....		\$21,000	
12 Repairs and alterations.....		212,700	
32 Structures and parts, and nonstructural improvements to land.....		38,000	
Total.....		271,700	
Received by transfer from "Federal Emergency Administration of Public Works".....		-271,700	
Total estimate or appropriation.....			

Civilian Employees, Coast Guard—

For compensation of civilian employees in the field, including clerks to district commanders, **[\$94,910] \$88,942 (act Mar. 3, 1933, 47 Stat., p. 1497).**

Estimate 1935, **\$88,942**Appropriated 1934, **\$94,910**

By objects	Obligations					
	Estimate, 1935		Estimate, 1934		Actual, 1933	
PERSONAL SERVICES, FIELD	Posi- tions	Av. salary	Posi- tions	Av. salary	Posi- tions	Av. salary
Professional service:						
Grade 5. Senior oceanographer.....	1	\$4,600	1	\$4,600	1	\$4,600
Grade 3. Associate civil engineer.....	4	3,275	4	3,275	4	3,275
Grade 2. Assistant civil engineer.....	7	2,729	7	2,729	7	2,729
Inspector of motor boats.....	1	3,000	1	3,000	1	3,000
Clerical, administrative, and fiscal service:						
Grade 7. Assistant purchasing officer.....	1	3,100	1	3,100	1	3,100
Grade 6. Chief clerk.....	1	2,700	1	2,700	1	2,700
Grade 5. Shipping clerk.....	2	2,400	2	2,400	2	2,400
Grade 4. Clerk-stenographer.....	13	1,906	13	1,906	13	1,920
Clerk.....	2	2,100	2	2,100	2	2,100
Senior telegrapher.....	1	1,860	1	1,860	1	1,860
Grade 3. Assistant clerk-stenographer.....	4	1,830	4	1,830	4	1,830
Assistant clerk.....	1	1,860	1	1,860	1	1,860
Grade 2. Junior storekeeper.....	1	1,440	1	1,440	1	1,440
Custodial service:						
Grade 7. Senior mechanic.....	1	2,040	1	2,040	1	2,040
Grade 6. Mechanic.....	1	1,800	1	1,800	1	1,800
Grade 5. Junior mechanic.....	1	1,620	1	1,620	1	1,620
Grade 4. Skilled laborer.....	4	1,485	4	1,485	4	1,485
Grade 3. Fireman.....	1	1,380	1	1,380	1	1,380
Total permanent, field.....	47	104,640	47	104,640	47	104,820
Deduct lapses and administrative furloughs.....		5,696		5,696		4,484
Net permanent, field.....		98,944		98,944		100,336
Deduct subsistence and quarters furnished.....		120		120		120
Deduct legislative reductions.....		9,822		14,824		10,163
01 Personal services (net).....		88,942		84,000		90,053
Estimated savings and unobligated balance.....				10,910		15,167
Total estimate or appropriation.....		88,942		94,910		105,220

Contingent Expenses, Coast Guard—

For contingent expenses, including subsistence of shipwrecked and destitute persons succored by the Coast Guard and of prisoners while in the custody of the Coast Guard; for the recreation, amusement, comfort, contentment, and health of the enlisted men of the Coast Guard, to be expended in the discretion of the Secretary of the Treasury, not exceeding \$40,000; instruments and apparatus, supplies, technical books and periodicals, services necessary to the carrying on of scientific investigation, and not exceeding \$4,000 for experimental and research work; care, transportation, and burial of deceased officers and enlisted men, including those who die in Government hospitals; wharfage, towage, freight, storage, advertising, surveys, medals, labor, newspapers, and periodicals for statistical purposes, and all other necessary expenses which are not included under any other headings, **[\$225,000] \$173,795 (act Mar. 3, 1933, 47 Stat., p. 1497).**

Estimate 1935, **\$173,795**Appropriated 1934, **\$225,000**

By objects	Obligations		
	Estimate, 1935	Estimate, 1934	Actual, 1933
Total salaries and wages (see consolidated schedule).....	\$10,096	\$10,096	\$9,413
Deduct legislative reductions.....	1,010	1,514	880
Deduct obligations for personal services included in objects named below.....	86	82	92
01 Personal services (net).....	9,000	8,500	8,441
OTHER OBLIGATIONS			
02 Supplies and materials.....	4,800	5,300	7,334
07 Transportation of things (service).....	64,000	70,000	69,327
09 Advertising.....	300	300	267
10 Furnishing of heat, light, power, and electricity (service).....	60,500	65,000	69,628
12 Repairs and alterations.....			12,740
13 Special and miscellaneous current expenses.....	5,695	5,900	5,048
22 Burial expenses.....	4,500	6,000	3,834
30 Educational, scientific, and recreational equipment.....	25,000	30,000	25,929
Total, other obligations.....	164,795	182,500	194,107
Grand total, obligations.....	173,795	191,000	202,548
Estimated savings and unobligated balance.....		34,000	52,452
Total estimate or appropriation.....	173,795	225,000	255,000
BY ACTIVITIES OR PROJECTS			
1. Transportation of things.....	64,000	70,000	69,327
2. Heat, light, and power.....	60,500	65,000	69,628
3. Recreation.....	25,000	30,000	25,929
4. Repairs to apparatus (shore).....			12,740
5. Burial expenses.....	4,500	6,000	3,834
6. Labor.....	9,000	8,500	8,441
7. Medals.....	4,500	5,000	7,043
8. Apprehension of deserters.....	100	100	165
9. Advertising.....	300	300	267
10. Periodicals.....	300	300	291
11. Miscellaneous.....	5,595	5,800	4,883
Total.....	173,795	191,000	202,548

National Industrial Recovery, Treasury, Coast Guard, 1933-35—

By objects	Obligations		
	Estimate, 1935	Estimate, 1934	Actual, 1933
"Contingent expenses, Coast Guard"			
07 Transportation of things.....		\$92,000	
Received by transfer from Federal Emergency Administration of Public Works.....		-92,000	
Total, estimate or appropriation.....			

Repairs to Coast Guard Vessels—

For repairs to Coast Guard vessels and boats, **[\$2,000,000] \$1,159,562 (act Mar. 3, 1933, 47 Stat., p. 1497).**

Estimate 1935, **\$1,159,562**Appropriated 1934, **\$2,000,000****Repairs to Coast Guard Vessels—Continued.**

By objects	Obligations					
	Estimate, 1933		Estimate, 1934		Actual, 1933	
PERSONAL SERVICES, DEPARTMENTAL	Posi- tions	Av. salary	Posi- tions	Av. salary	Posi- tions	Av. salary
Professional service:						
Grade 5. Senior naval architect.....	2	\$4,900	2	\$4,900	2	\$4,900
Subprofessional service:						
Grade 7. Principal engineering drafts- man.....	1	2,300	1	2,300	1	2,300
Total permanent, departmental.....	3	12,100	3	12,100	3	12,100
Deduct lapses and administrative furloughs.....						26
Net permanent, departmental.....		12,100		12,100		12,074
PERSONAL SERVICES, FIELD						
Total salaries and wages (see consolidated schedule).....		221,124		221,124		285,580
Total, departmental and field.....		233,224		233,224		297,654
Deduct legislative reductions.....		23,322		34,984		31,435
Total cash paid salaries and wages.....		209,902		198,240		266,219
Deduct amount included in objects named below.....		199,012		187,955		255,360
01 Personal services (net).....		10,890		10,285		10,859
OTHER OBLIGATIONS						
12 Repairs and alterations.....		1,148,672		1,504,715		1,945,828
Total other obligations.....		1,148,672		1,504,715		1,945,828
Grand total obligations.....		1,159,562		1,515,000		1,956,684
Estimated savings and unobligated balance.....				485,000		143,313
Total estimate or appropriation.....		1,159,562		2,000,000		2,100,000
BY ACTIVITIES OR PROJECTS						
1. Cruising cutters.....		432,353		503,545		595,109
2. Destroyers.....		37,400		199,065		314,712
3. Harbor and special craft.....		125,955		154,955		191,202
4. Offshore patrol boats.....		238,020		261,575		292,764
5. Inshore patrol boats.....		123,894		145,425		233,420
6. Picket boats.....		50,550		99,650		113,407
7. Small boats.....		58,000		58,000		87,220
8. Seaplanes.....		82,500		82,500		117,994
9. Salaries, technical employees.....		10,890		10,285		10,859
Total.....		1,159,562		1,515,000		1,956,687

National Industrial Recovery, Treasury, Coast Guard, 1933-1935—

By objects	Obligations		
	Estimate, 1935	Estimate, 1934	Actual, 1933
"Repairs to Coast Guard Vessels"			
12 Repairs and alterations.....		\$1,229,650	
Received by transfer from Federal Emergency Administration of Public Works.....		-1,229,650	
Total estimate or appropriation.....			

Retired Pay, Former Life-Saving Service—

For retired pay for certain members of the former Life-Saving Service authorized by the Act entitled "An Act providing for retired pay for certain members of the former Life-Saving Service, equivalent to compensation granted to members of the Coast Guard," approved April 14, 1930 (U.S.C., Supp. **[V]** VI, title 14, sec. 178a), **[\$120,000] \$95,294 (U.S.C., Supp. VI, title 14, secs. 178a-178b; Act Mar. 3, 1933, 47 Stat., p. 1497).**

Estimate 1935, **\$95,294**Appropriated 1934, **\$120,000**

By objects	Obligations		
	Estimate, 1935	Estimate, 1934	Actual, 1933
Retirement pay.....	\$105,882	\$105,882	\$108,116
Deduct legislative reduction.....	10,588	15,882	4,018
21 Retirement pay (net).....	95,294	90,000	104,098
Estimated savings and unobligated balance.....		30,000	15,902
Total estimate or appropriation.....	95,294	120,000	120,000

Coast Guard—Continued.

Consolidated schedule of field employees, Coast Guard

By objects	Obligations		
	Estimate, 1935	Estimate, 1934	Actual, 1933
PERSONAL SERVICES, FIELD			
Salaries and wages (per diem):	Number	Number	Number
Electrician quartermaster, \$10.32.....	1	1	1
Machinist quartermaster, \$9.92.....	1	1	1
Shipjoiner quartermaster, \$9.92.....	1	1	1
Boatbuilder quartermaster, \$9.84.....	1	1	1
Shipfitter quartermaster, \$9.84.....	1	1	0.5
Molder leadingman, \$9.28.....	1	1	1
Pipefitter leadingman, \$8.88.....	1	1	0.9
Machinist leadingman, \$8.48.....	6	6	6
Shipjoiner leadingman, \$8.48.....	1	1	1.8
Boatbuilder leadingman, \$8.40.....	1	1	1
Shipfitter leadingman, \$8.40.....	1	1	0.5
Patternmaker, \$7.92.....	2	2	2.2
Electrician, \$7.44-\$6.64.....	5	5	5.8
Painter leader, \$7.44.....	1	1	1.9
Pipefitter, \$7.44-\$6.64.....	5	5	6.3
Sheet-metal worker, \$7.44-\$7.04.....	4	4	4.4
Shipjoiner leader, \$7.44.....	3	3	3
Toolmaker, \$7.44-\$7.04.....	3	3	3.7
Boatbuilder leader, \$7.36.....	2	2	2.9
Timekeeper, \$7.35.....	1	1	1
Rigger leader, \$7.12.....	1	1	1
Machinist, \$7.04-\$6.24.....	12	12	16.3
Millman, \$7.04-\$6.24.....	3	3	3.6
Painter, \$7.04-\$6.24.....	6	6	6.5
Shipjoiner, \$7.04-\$6.24.....	24	24	29.3
Boatbuilder, \$6.96-\$6.16.....	28	28	36.7
Shipfitter, \$6.96-\$6.16.....	15	15	19
Welder, electric, \$6.88.....	2	2	2.7
Caulker, \$6.72.....	1	1	1
Driller, \$6.72-\$5.76.....	12	12	16
Rigger, \$6.72.....	1	1	1
Sailmaker, \$6.72.....	6	6	7
Welder, gas, \$6.72.....	1	1	1
Buffer, \$6.64-\$6.24.....	2	2	2.4
Furnaceman, \$5.20.....	1	1	1
Gardener, \$5.04.....	1	1	1
Apprentice, \$4.80-\$3.20.....	16	16	21
Helper, general, \$4.56.....	24	24	30
Helper, machinist, \$4.56.....	1	1	0.8
Helper, sheet-metal, \$4.56.....	1	1	1
Helper, shipfitter, \$4.56.....	4	4	5
Laborer, \$4.24.....	16	16	20
Total number.....	220	220	270.2
01 Total personal services, field.....	\$373,729	\$352,965	\$457,767
The salaries and wages in the foregoing schedule are distributed to appropriations as follows:			
Outfits, Coast Guard.....	156,177	147,500	175,842
Rebuilding and repairing stations, etc., Coast Guard.....	9,540	9,010	16,200
Contingent expenses, Coast Guard.....	9,000	8,500	8,441
Repairs to Coast Guard vessels.....	199,012	187,955	255,360
Additional vessels, Coast Guard.....			1,924
Total.....	373,729	352,965	457,767

Additional Vessels, Coast Guard—

By objects	Obligations		
	Estimate, 1935	Estimate, 1934	Actual, 1933
PERSONAL SERVICES, FIELD			
Total salaries and wages (see consolidated schedule).....			\$2,113
Deduct legislative reductions.....			189
01 Total cash paid salaries and wages.....			1,924
Deduct amount included in objects named below.....			1,924
OTHER OBLIGATIONS			
30 Equipment.....			73,653
Deduct in 1933 amount of balance carried forward from 1932.....			-190,957
Unobligated balance.....			117,304
Total appropriation.....			

National Industrial Recovery, Treasury, Coast Guard—

By objects	Obligations		
	Estimate, 1935	Estimate, 1934	Actual, 1933
Additional vessels, Coast Guard			
01 Personal services.....		\$59,176	
Deduct legislative reductions.....		8,876	
01 Personal services, net.....		50,300	
OTHER OBLIGATIONS			
02 Supplies and materials.....		41,000	
30 Equipment.....		1,029,250	
32 Structures and parts, and nonstructural improvements to land.....		19,548,950	
Total other obligations.....		20,619,200	
Total.....		20,669,500	
Received by transfer from Federal Emergency Administration of Public Works.....		-20,669,500	
Total estimate or appropriation.....			

Establishing Coast Guard Stations—

By objects	Obligations		
	Estimate, 1935	Estimate, 1934	Actual, 1933
30 Equipment.....			\$29,188
32 Other structures.....			28,450
Deduct in 1933 amount of 1932 appropriation available for 1933.....			-81,472
Unobligated balance.....			23,834
Total appropriation.....			

Coast Guard Academy—

By objects	Obligations		
	Estimate, 1935	Estimate, 1934	Actual, 1933
30 Equipment.....			\$73,273
32 Structures.....		\$5,500	3,291
Deduct in 1934 and add in 1933 unobligated balance of 1933.....		-62,523	62,523
Deduct in 1933, unexpended balance of 1932 appropriation available in 1933.....			-139,087
Unobligated balance.....		57,023	
Total appropriation.....			

Total, Coast Guard, exclusive of commandant's office, **[\$25,431,950] \$18,205,962.**

Annual appropriations, general fund:

Estimate 1935, **\$18,205,962** Appropriated 1934, **\$25,431,950**

Total, Coast Guard, including commandant's office, general fund:

Estimate 1935, **\$18,528,132** Appropriated 1934, **\$25,772,950**

BUREAU OF ENGRAVING AND PRINTING

Salaries and Expenses, Bureau of Engraving and Printing—

For the work of engraving and printing, exclusive of repay work, during the fiscal year **[1934] 1935**, of not exceeding **[58,-500,000] 51,000,000** delivered sheets of United States currency and national-bank currency, **[93,675,486] 97,175,283** delivered sheets of internal-revenue stamps including opium orders and special-tax stamps required under the Act of December 17, 1914 (U.S.C., title 26, sec. 211), **[2,614,769] 509,723** delivered sheets of

withdrawal permits, and [10,014,197] 10,438,121 delivered sheets of checks, drafts, and miscellaneous work, as follows:

For the director, two assistant directors, and other personal services in the District of Columbia, including wages of rotary press plate printers at per diem rates and all other plate printers at piece rates to be fixed by the Secretary of the Treasury, not to exceed the rates usually paid for such work; for engravers' and printers' materials and other materials, including distinctive and nondistinctive paper, except distinctive paper for United States currency, national-bank currency and Federal reserve bank currency; equipment of, repairs to, and maintenance of buildings and grounds and for minor alterations to buildings; directories, technical books and periodicals, and books of reference, not exceeding \$300; rent of warehouse in the District of Columbia; traveling expenses not to exceed \$2,000; equipment, maintenance, and supplies for the emergency room for the use of all employees in the Bureau of Engraving and Printing who may be taken suddenly ill or receive injury while on duty; miscellaneous expenses, including not to exceed \$1,500 for articles approved by the Secretary of the Treasury as being necessary for the protection of the person of employees; for transfer to the Bureau of Standards for scientific investigations in connection with the work of the Bureau of Engraving and Printing, not to exceed \$15,000; and for the maintenance and driving of two motor-propelled passenger-carrying vehicles; [\$5,060,680] \$4,568,060, to be expended under the direction of the Secretary of the Treasury (U.S.C., title 26, sec. 211; title 31, secs. 171-178; act Mar. 3, 1933, 47 Stat., pp. 1497-1498).

Annual appropriation, general fund:

Estimate 1935, \$4,568,060

Appropriated 1934, \$5,060,680

During the fiscal year [1934] 1935 all proceeds derived from work performed by the Bureau of Engraving and Printing, by direction of the Secretary of the Treasury, not covered and embraced in the appropriation for such bureau for such fiscal year, instead of being covered into the Treasury as miscellaneous receipts, as provided by the Act of August 4, 1886 (U.S.C., title 31, sec. 176), shall be credited when received to the appropriation for said bureau for the fiscal year [1934] 1935 (U.S.C., title 31, sec. 176; act Mar. 3, 1933, 47 Stat., p. 1498).

By objects	Obligations					
	Estimate, 1935		Estimate, 1934		Actual, 1933	
	Posi- tions	Av. salary	Posi- tions	Av. salary	Posi- tions	Av. salary
PERSONAL SERVICES, DEPARTMENTAL						
Professional service:						
Grade 6. Principal chemist.....	1	\$5,800	1	\$5,800	1	\$5,800
Grade 4. Medical officer.....	1	4,000	1	4,000	1	4,000
Grade 4. Mechanical expert and designer.....	1	3,800	1	3,800	1	3,800
Grade 3. Associate chemist.....	1	3,400	1	3,400	1	3,400
Grade 2. Assistant chemist.....					1	2,800
Subprofessional service:						
Grade 8. Chief scientific aide.....	1	3,000	1	3,000	1	3,000
Draftsman.....	1	2,600	1	2,600	1	2,600
Grade 6. Senior draftsman.....	2	2,050	2	2,050	2	2,050
Grade 5. Main physical science aide.....	1	2,160	1	2,160	1	2,160
Grade 4. Assistant nurse.....	4	1,740	4	1,740	4	1,740
Assistant scientific aide.....	1	1,620	1	1,620	1	1,620
Grade 2. Assistant gardener.....					1	1,380
Clerical, administrative, and fiscal service:						
Grade 15. Senior executive officer.....	1	9,000	1	9,000	1	9,000
Grade 13. Chief administrative officer.....	2	6,000	2	6,000	2	6,000
	1	5,600	1	5,600	1	6,000
Grade 12. Head administrative officer.....	1	5,000	1	5,000	1	5,000
	3	4,733	3	4,733	3	4,800
	1	4,600	1	4,600	2	4,900
Grade 11. Principal administrative officer.....	1	4,000	1	4,000	1	4,000
	2	3,900	2	3,900	2	3,900
Grade 10. Junior administrative officer.....	3	3,767	3	3,767	3	3,767
Grade 9. Senior administrative assistant.....	1	3,700	1	3,700	1	3,700
	1	3,500	1	3,500	1	3,500
	1	3,400	1	3,400	1	3,400
	1	3,200	1	3,200	1	3,200
Grade 8. Administrative assistant.....	1	3,100	1	3,100	1	3,100
	1	2,900	1	2,900	1	2,900
	1	3,200	1	3,200	1	3,200
Grade 7. Junior administrative assistant.....	2	3,000	2	3,000	2	3,000
	1	2,600	1	2,600	1	2,600
	1	2,900	1	2,900	2	2,750
	1	2,900	1	2,900	1	2,900
	1	2,800	1	2,800	1	2,800
	2	2,800	2	2,800	2	2,800
	1	2,700	1	2,700	1	2,700
	1	2,600	1	2,600		
Grade 6. Principal clerk.....	1	2,700	1	2,700	1	2,700
	1	2,300	1	2,300	1	2,300
	1	2,300			1	2,700
	1	2,600	1	2,600	1	2,600
	1	2,700	1	2,700	1	2,700
	3	2,633	3	2,633	3	2,633
	2	2,600	2	2,600	2	2,600
	2	2,500	2	2,500	2	2,500

Salaries and Expenses, Bureau of Engraving and Printing—Contd.

By objects	Obligations					
	Estimate, 1935		Estimate, 1934		Actual, 1933	
	Posi- tions	Av. salary	Posi- tions	Av. salary	Posi- tions	Av. salary
PERSONAL SERVICES, DEPARTMENTAL—CON.						
Clerical, administrative, and fiscal service—Continued.						
Grade 5. Senior clerk.....	9	\$2,267	9	\$2,267	9	\$2,267
	1	2,500	1	2,500	1	2,500
	2	2,100	2	2,100	2	2,100
Grade 4. Clerk.....	28	1,939	29	1,939	32	1,946
Stenographer.....	5	1,944	5	1,944	5	1,944
Grade 3. Assistant clerk.....	67	1,763	67	1,763	69	1,767
Assistant clerk-stenographer.....	3	1,820	3	1,820	3	1,820
Typist.....	5	1,740	5	1,740	5	1,740
Grade 2. Junior clerk.....	74	1,595	75	1,595	84	1,599
Senior typist.....	11	1,620	12	1,620	12	1,620
Junior stenographer.....	1	1,800	1	1,800	1	1,800
Junior operator office devices.....	4	1,530	4	1,530	4	1,530
Grade 1. Under clerk.....	1	1,440	1	1,440	1	1,440
Custodial service:						
Grade 10. Chief custodial.....	1	2,600	1	2,600	1	2,600
Grade 9. Assistant mechanical superintendent.....	1	2,900	1	2,900	1	2,900
Grade 7. Senior mechanic.....	1	1,860	1	1,860	1	1,860
Grade 6. Head guard.....	3	1,740	3	1,740	3	1,740
	1	1,680	1	1,680	1	1,680
Grade 5. Foreman of laborers.....	1	1,620	1	1,620	1	1,620
Grade 4. Head messenger.....	1	1,380	1	1,380	1	1,500
Assistant foreman of laborers.....	18	1,446	19	1,446	18	1,450
Grade 3. Messenger.....	13	1,394	13	1,394	15	1,396
Guard.....	92	1,284	92	1,284	93	1,299
Senior laborer.....	90	1,330	107	1,330	125	1,330
Minor mechanic.....	17	1,440	17	1,440	18	1,440
Grade 2. Junior laborer.....	160	965	170	965	184	953
Clerical-mechanical service:						
Grade 4. Distributor of stock.....	2	2,191	2	2,191	2	2,191
Foreman and forewoman.....	29	2,274	29	2,274	30	2,286
Grade 3. Principal operative.....	130	1,973	137	1,973	148	1,971
Assistant foreman and forewoman.....	21	1,956	21	1,956	21	1,979
Grade 2. Senior operative.....	1,274	1,752	1,328	1,752	1,376	1,752
Grade 1. Junior operative.....	1,141	1,493	1,206	1,493	1,255	1,493
Unclassified:						
Plate printer.....	325	(1)	332	(1)	347	(1)
Plate printer.....	35	3,443	35	3,443	36	3,443
Foreman.....	38	3,457	38	3,457	38	3,463
Engraver.....	28	3,865	29	3,904	31	4,014
Siderographer.....	16	4,028	16	4,028	17	4,018
Steel plate finisher.....	35	2,747	35	2,747	35	2,747
Prover.....	7	3,130	7	3,130	7	3,130
Hardener.....	2	2,704	2	2,704	2	2,704
Machinist.....	50	2,754	53	2,754	59	2,754
Lathe operator.....	1	4,407	1	4,407	1	4,407
Photo negative cutter and retoucher.....	1	2,804	1	2,804	1	2,804
Pantograph operator.....	1	2,504	1	2,504	1	2,504
Compositor and proofreader.....	4	2,754	4	2,754	4	2,754
Photo engraver and etcher.....	1	3,456	1	3,456	1	3,456
Photographer.....	1	2,704	1	2,704	1	2,704
Photo lithographer.....	3	3,038	3	3,038	3	3,038
Litho transferer.....	1	2,905	1	2,905	1	2,905
Die sinker.....	1	3,806	1	3,806	1	3,806
Die finisher.....	3	2,938	3	2,938	3	2,938
Pressman.....	48	2,754	51	2,754	53	2,754
Offset pressman.....	17	2,880	17	2,880	19	2,880
Bookbinder.....	8	2,629	8	2,629	8	2,629
Rotary plate fitter.....	1	3,180	2	3,180	2	3,180
Assistant engineer.....	7	2,787	10	2,784	10	2,784
Oilier.....	1	2,153	1	2,153	1	2,153
Dynamo tender.....	5	2,529	7	2,529	7	2,529
Fireman.....			10	2,164	10	2,164
Locksmith.....	1	2,504	1	2,504	1	2,504
Roller maker.....	3	2,379	3	2,379	3	2,379
Acetylene welder.....	2	2,504	2	2,504	2	2,504
Plumber.....	4	2,754	4	2,754	5	2,754
Tin and sheet-metal worker.....	4	2,754	4	2,754	5	2,754
Blacksmith.....			1	2,754	1	2,754
Painter.....	9	2,754	9	2,754	9	2,754
Carpenter.....	8	2,692	8	2,692	8	2,692
Steamfitter.....	3	2,587	3	2,587	3	2,587
Electrician.....	20	2,754	20	2,754	20	2,754
Wireman.....	8	2,268	8	2,268	8	2,268
Bricklayer.....	1	2,754	1	2,754	1	2,754
Pipe coverer.....	1	2,754	1	2,754	1	2,754
Photo zinc etcher.....	1	2,905	1	2,905	1	2,905
Knife grinder.....	1	2,379	1	2,379	2	2,241
Photo litho helper.....	2	2,041	2	2,041	2	2,041
Mechanic's helper.....	35	1,842	35	1,842	38	1,815
Electrolytic plate maker.....	15	1,955	16	1,967	16	1,967
Metal graining machine operator.....	1	2,078	1	2,078	1	2,078
Spray gun operator.....	1	2,254	1	2,254	1	2,254
Cement worker.....	1	2,254	1	2,254	1	2,254
Total permanent, departmental.....	4,026		4,214		4,413	
Total salaries, permanent, departmental.....		7,718,088		8,049,416		8,424,364
Deduct lapses and administrative furloughs.....		711,431		2,263,825		698,704
01 Net permanent, departmental.....		7,006,657		5,785,591		7,725,660
OTHER OBLIGATIONS						
01 Personal services.....		3,134		3,134		3,241
02 Supplies and materials.....		756,250		767,035		910,996

¹ Piece rate.

Salaries and Expenses, Bureau of Engraving and Printing—Contd.

By objects	Obligations		
	Estimate, 1935	Estimate, 1934	Actual, 1933
OTHER OBLIGATIONS—continued			
05 Communication service.....	\$3,800	\$3,800	\$3,864
06 Traveling expense.....	500	500	556
07 Transportation of things (service).....	2,475	2,475	3,089
08 Printing and binding.....	675	675	676
09 Advertising.....	975	975	992
10 Heat, light, and power.....	52,950	52,845	54,915
30 Equipment (machinery and furniture and fixtures).....	25,000	25,000	17,139
Total other obligations.....	845,759	856,439	995,468
Grand total obligations.....	7,852,416	6,642,030	8,721,128
Deduct repayments from the following sources:			
Post Office Department:			
Stamps.....	883,329	847,441	937,398
Postal Savings certificates.....	91,365	66,250	100,743
Federal Reserve Board:			
Federal Reserve notes.....	523,075	555,028	943,372
Federal Reserve bank notes (N.B.C.).....		141,094	307,878
Federal Farm Loan Board:			
Farm loan bonds and debenture certificates.....	1,187,324	48,884	10,222
Miscellaneous.....	166,813	130,663	231,956
Total repayments.....	2,851,906	1,789,360	2,531,569
Deduct legislative reductions.....	5,000,510	4,852,670	6,189,559
	440,459	660,670	664,484
Transferred to Department of Commerce (Bureau of Standards).....	4,560,060	4,192,000	5,525,075
	+8,000	+8,000	+12,000
Net total obligations.....	4,568,060	4,200,000	5,537,075
Estimated savings and unobligated balances.....		860,680	892,925
Total estimate or appropriation.....	4,568,060	5,060,680	6,430,000
BY PROJECTS			
1. Engraving and printing United States and national-bank currency.....	3,520,996	2,980,650	4,309,095
2. Engraving and printing internal revenue stamps.....	991,256	761,868	766,488
3. Engraving and printing withdrawal permits.....	24,780	67,078	86,469
4. Engraving and printing checks, drafts, and miscellaneous work.....	408,817	331,079	318,350
5. Macerating mutilated and worn currency.....	29,661	26,325	27,534
6. Equipment (machinery, etc.).....	25,000	25,000	17,139
7. Scientific research (Bureau of Standards).....	8,000	8,000	12,000
Total.....	5,008,510	4,200,000	5,537,075
Deduct legislative deductions.....	440,450		
Net total.....	4,568,060	4,200,000	5,537,075

SECRET SERVICE DIVISION

Salaries, Secret Service Division—

Salaries: For the chief of the division and other personal services in the District of Columbia, **\$30,842** \$34,146 (act Mar. 3, 1933, 47 Stat., p. 1498).

Estimate 1935, **\$34,146**Appropriated 1934, **\$30,842**

By objects	Obligations		
	Estimate, 1935	Estimate, 1934	Actual, 1933
PERSONAL SERVICES, DEPARTMENTAL			
Clerical, administrative, and fiscal service:			
Grade 15. Senior executive officer.....	1 \$8,000	1 \$8,000	1 \$8,000
Grade 14. Special executive officer.....	1 6,500	1 6,500	1 6,500
Grade 5. Principal clerk.....	1 2,600	1 2,600	1 2,600
Senior clerk-stenographer.....	1 2,300	1 2,300	1 2,300
Grade 4. Clerk.....	1 2,040	1 2,040	1 2,040
Accounting and auditing assistant.....	1 1,920	1 1,920	1 1,920
Grade 3. Stenographer.....	1 1,860	1 1,860	1 1,860
Clerk.....	4 1,755	4 1,755	4 1,755
Grade 2. Clerk.....	3 1,440	3 1,440	
Custodial service:			
Grade 3. Messenger.....	1 1,380	1 1,380	1 1,380
Total permanent, departmental.....	15 37,940	15 37,940	12 33,620
Deduct lapses and administrative fur-			300
loughs.....			
01 Personal services (net).....	37,940	37,940	33,320

Salaries, Secret Service Division—Continued.

By objects	Obligations		
	Estimate, 1935	Estimate, 1934	Actual, 1933
PERSONAL SERVICES, DEPARTMENTAL—CON.			
Deduct legislative reductions.....	\$3,794	\$5,691	\$3,338
	34,146	32,249	29,982
Deduct by transfer from "Salaries and expenses, Bureau of Industrial Alcohol".....		4,320	
	34,146	27,929	29,982
Estimated savings and unobligated balances.....		2,913	3,638
Total estimate or appropriation.....	34,146	30,842	33,620

Suppressing Counterfeiting and Other Crimes—

Suppressing counterfeiting and other crimes: For expenses incurred under the authority or with the approval of the Secretary of the Treasury in detecting, arresting, and delivering into the custody of the United States marshal having jurisdiction dealers and pretended dealers in counterfeit money and persons engaged in counterfeiting, forging, and altering United States notes, bonds, national-bank notes, Federal reserve notes, Federal reserve bank notes, and other obligations and securities of the United States and [for] of foreign governments, as well as the coins of the United States and of foreign governments, and other crimes against the laws of the United States relating to the Treasury Department and the several branches of the public service under its control; hire, maintenance, repair, and operation of motor-propelled passenger-carrying vehicles when necessary; purchase of arms and ammunition; traveling expenses; and for no other purpose whatever, except in the performance of other duties specifically authorized by law, and in the protection of the person of the President and the members of his immediate family and of the person chosen to be President of the United States, **\$539,984** \$554,294: *Provided*, That no part of this amount shall be used in defraying the expenses of any person subpoenaed by the United States courts to attend any trial before a United States court or preliminary examination before any United States commissioner, which expenses shall be paid from the appropriation for "Fees of witnesses, United States courts": *Provided further*, That of the amount herein appropriated, not to exceed \$10,000 may be expended in the discretion of the Secretary of the Treasury for the purpose of securing information concerning violations of the laws relating to the Treasury Department, and for services or information looking toward the apprehension of criminals (U.S.C., Supp. VI, title 18, secs. 146-148; title 38, sec. 648; act Mar. 3, 1933, 47 Stat., p. 1498.)

Estimate 1935, **\$554,294**Appropriated 1934, **\$539,984**

By objects	Obligations			
	Estimate, 1935		Estimate, 1934	
	Posi- tions	Av. salary	Posi- tions	Av. salary
PERSONAL SERVICES, FIELD				
Clerical, administrative, and fiscal service:				
Grade 12. Principal operative.....	3	\$4,866	3	\$4,866
Grade 11. Operative.....	10	3,950	10	3,950
Grade 10. Operative.....	10	3,633	10	3,633
Grade 9. Operative.....	22	3,354	22	3,354
Grade 8. Operative.....	23	3,104	23	3,104
Grade 7. Operative.....	20	2,835	20	2,835
Grade 6. Operative.....	52	2,513	52	2,513
Clerk.....	1	2,500	1	2,500
Grade 5. Chauffeur and special employee.....	1	2,000	1	2,000
Clerk.....	3	2,026	3	2,026
Grade 4. Clerk.....	20	1,809	20	1,809
Grade 3. Clerk.....	2	1,590	2	1,590
Total permanent, field.....	167	472,922	167	472,922
Deduct lapses and administrative fur-				
loughs.....			491	5,263
Net permanent, field.....		472,922		449,303
Temporary employees, field.....		1,000		1,300
All personal services, field.....		473,922		450,603
Deduct legislative reductions.....		47,392		45,765
01 Personal services (net).....		426,530		404,838
OTHER OBLIGATIONS				
02 Supplies and materials.....		409		60
05 Communication service.....		16,720		15,883
06 Travel expenses.....		95,000		87,895

Suppressing Counterfeiting and Other Crimes—Continued.

By objects	Obligations		
	Estimate, 1935	Estimate, 1934	Actual, 1933
OTHER OBLIGATIONS—continued			
07 Transportation of things (service).....	\$228	\$228	\$246
08 Photographing, photographs and prints.....	1,700	1,700	1,799
11 Rents (motor vehicles), hire, maintenance, repair, and operation.....	6,407	6,507	5,195
13 Special and miscellaneous current expenses.....	6,550	6,650	5,150
30 Equipment (typewriters, badges, and fire-arms).....	750	750	506
Total other obligations.....	127,764	128,255	116,734
Grand total obligations.....	554,294	530,530	521,572
Received by transfer from "Salaries and expenses, Bureau of Industrial Alcohol".....		-25,000	-25,000
Net total obligations.....	554,294	505,530	496,572
Estimated savings and unobligated balances.....		34,454	53,428
Total estimate or appropriation.....	554,294	539,984	550,000

Salaries, White House Police—

White House police: Captain, lieutenant, three sergeants, and forty-three privates, at rates of pay provided by law; in all, **\$105,412** (*U.S.C., title 3, secs. 61-67; U.S.C., Supp. VI, title 3, secs. 61-63, 67; act Mar. 3, 1933, 47 Stat. p. 1498*).

Estimate 1935, **\$103,950**Appropriated 1934, **\$105,412**

By objects	Obligations					
	Estimate, 1935		Estimate, 1934		Actual, 1933	
	Posi- tions	Av. salary	Posi- tions	Av. salary	Posi- tions	Av. salary
PERSONAL SERVICES, FIELD						
Captain.....	1	\$3,600	1	\$3,600	1	\$3,600
Lieutenant.....	1	3,050	1	3,050	1	3,050
Sergeant.....	3	2,750	3	2,750	3	2,750
Private.....	26	2,400	26	2,400	26	2,400
Private.....	12	2,300	7	2,300	12	2,300
Private.....	2	2,200	7	2,200	2	2,200
Private.....	2	2,100	2	2,100	2	2,100
Private.....	1	2,000	1	2,000	1	2,000
Total permanent, field.....	48	115,500	48	115,000	48	115,500
Deduct lapses and administrative furloughs.....						887
Net permanent positions, field.....		115,500		115,000		114,613
Deduct legislative reductions.....		11,550		17,250		11,548
01 Personal services (net).....		103,950		97,750		103,065
Estimated savings and unobligated balances.....				7,662		13,234
Total estimate or appropriation.....		103,950		105,412		116,299

Uniforms and Equipment, White House Police—

For uniforming and equipping the White House police, including the purchase, issue, and repair of revolvers and the purchase and issue of ammunition and miscellaneous supplies, to be procured in such manner as the President in his discretion may determine, **\$3,000** (*U.S.C., title 3, secs. 61-67; U.S.C., Supp. VI, title 3, secs. 61-63, 67; act Mar. 3, 1933, 47 Stat., p. 1499*).

Estimate 1935, **\$3,000**Appropriated 1934, **\$3,000**

By objects	Obligations		
	Estimate, 1935	Estimate, 1934	Actual, 1933
02 Supplies and materials.....	\$2,700	\$1,200	\$3,029
07 Transportation of things (service).....	18	10	9
12 Repairs and alterations.....	113	100	90
13 Special and miscellaneous current expenses.....	119	25	9
30 Equipment.....	50	165	226
Total other obligations.....	3,000	1,500	3,363
Estimated savings and unobligated balances.....		1,500	137
Total estimate or appropriation.....	3,000	3,000	3,500

Total, Secret Service Division, annual appropriations, general fund:

Estimate 1935, **\$695,390**Appropriated 1934, **\$679,238**

PUBLIC HEALTH SERVICE

Salaries, Office of Surgeon General, Public Health Service—

Salaries, office of Surgeon General: For personal services in the District of Columbia, **\$307,890** **\$274,113** (*U.S.C., title 42, secs. 1-11, 14; act Mar. 3, 1933, 47 Stat. p. 1499*).

Estimated 1935, **\$274,113**Appropriated 1934, **\$337,890**

By objects	Obligations					
	Estimate, 1935		Estimate, 1934		Actual, 1933	
	Posi- tions	Av. salary	Posi- tions	Av. salary	Posi- tions	Av. salary
PERSONAL SERVICES, DEPARTMENTAL						
Professional service:						
Grade 3. Naval architect.....	1	\$3,500	1	\$3,500	1	\$3,500
Grade 2. Law clerk.....	1	2,600	1	2,600	1	2,600
Subprofessional service:						
Grade 8. Assistant superintendent of nurses.....	1	3,100	1	3,100	1	3,100
Grade 7. Principal library assistant.....	1	2,700	1	2,700	1	2,700
Grade 5. Library assistant.....	1	2,040	1	2,040	1	2,040
Clerical, administrative, and fiscal service:						
Grade 10. Junior administrative officer.....	3	3,600	3	3,600	3	3,766
Grade 9. Senior administrative assistant.....	5	3,340	5	3,340	5	3,340
Grade 8. Administrative assistant.....	1	2,900	1	2,900	1	2,900
Grade 7. Junior administrative assistant.....	6	2,866	6	2,866	6	2,866
Senior transportation rate and traffic auditor.....	1	2,600	1	2,600	1	2,700
Grade 6. Principal clerk.....	8	2,488	8	2,488	8	2,600
Principal accounting and auditing assistant.....	1	2,300	1	2,300	1	2,500
Grade 5. Senior clerk.....	7	2,172	7	2,172	7	2,229
Grade 4. Clerk.....	26	1,924	26	1,924	27	1,920
Transportation rate and traffic clerk.....	2	2,010	2	2,010	2	2,010
Clerk-translator.....	1	1,860	1	1,860	1	1,860
Clerk-stenographer.....	7	1,911	7	1,911	9	1,953
Head operator office devices.....	2	1,950	2	1,950	2	1,950
Grade 3. Assistant clerk.....	18	1,733	18	1,733	23	1,760
Assistant clerk-stenographer.....	15	1,732	15	1,732	17	1,726
Senior stenographer.....	1	1,800	1	1,800	2	1,830
Grade 2. Junior clerk.....	9	1,473	10	1,500	9	1,507
Senior typist.....	2	1,440	2	1,440	2	1,440
Junior clerk-typist.....	5	1,668	5	1,668	8	1,584
Junior clerk-stenographer.....	12	1,455	12	1,455	11	1,500
Junior operator office devices.....	2	1,680	2	1,680	3	1,700
Grade 1. Under clerk.....	3	1,340	3	1,340	3	1,340
Under operator office devices.....					2	1,380
Custodial service:						
Grade 7. Senior mechanic.....	1	1,860	1	2,200	1	2,200
Grade 3. Minor mechanic.....	3	1,300	3	1,300	3	1,300
Senior laborer.....	2	1,350	2	1,350	2	1,370
Messenger.....	7	1,431	7	1,431	7	1,431
Grade 2. Assistant messenger.....	6	1,080	6	1,080	6	1,100
Junior laborer.....	2	1,260	2	1,260	2	1,230
Total permanent, departmental.....	163	310,493	164	312,574	179	341,756
Deduct lapses and administrative furlough.....		5,923		8,000		8,746
Net permanent, departmental.....		304,570		304,576		333,010
Temporary employees, departmental.....						415
All personal services, departmental.....		304,570		304,576		333,425
Deduct legislative reduction.....		30,457		45,686		34,591
01 Total cash paid salary and wages.....		274,113		258,890		298,834
Estimated savings and unobligated balances.....				49,000		41,166
Total estimate or appropriation.....		274,113		307,890		340,000
BY ACTIVITIES OR PROJECTS						
1. Surgeon General's Office.....		8,960		7,170		7,984
2. Office of the chief clerk and administrative officer.....		72,500		63,810		73,058
3. Division of Domestic Quarantine.....		9,310		7,950		10,037
4. Division of Foreign and Insular Quarantine.....		19,720		16,900		21,227
5. Division of Marine Hospitals and Relief.....		44,370		37,800		44,907
6. Division of Personnel and Accounts.....		107,440		91,650		102,113
7. Division of Sanitary Reports and Statistics.....		29,630		24,600		27,936
8. Division of Scientific Research.....		12,640		8,960		11,522
Total.....		304,570		258,890		298,834
Deduct legislative deduction.....		30,457				
Net total.....		274,113		258,890		298,834

Pay, etc., Commissioned Officers, Public Health Service—

For pay, allowance, and commutation of quarters for regular commissioned medical officers, including the Surgeon General and assistant surgeons general and for other regular commissioned officers, **\$1,528,393** **\$1,397,606** (*U.S.C., title 37, secs. 1, 9-11; title 42, secs. 1, 5, 10-13, 16-20, 22, 28, 31-32, 61-65, 123, 125, 135; U.S.C., Supp. VI, title 42, secs. 61-66, 71-71r; act Mar. 3, 1933, 47 Stat., p. 1499*).

Estimate 1935, **\$1,397,606**Appropriated 1934, **\$1,528,393**

Pay, etc., Commissioned Officers, Public Health Service—Continued.

By objects	Obligations		
	Estimate, 1935	Estimate, 1934	Actual, 1933
	Number	Number	Number
Commissioned officers (active duty):			
Surgeon General, \$8,000.....	1	1	1
Assistant surgeon general, \$4,375-\$6,000.....	7	7	8
Medical director, \$3,900-\$6,000.....	37	32	38
Senior surgeon, \$3,750-\$5,850.....	37	19	21
Surgeon, \$2,400-\$5,400.....	79	100	110
Passed assistant surgeon, \$2,000-\$3,780.....	123	81	65
Assistant surgeon, \$2,000-\$3,600.....	24	68	93
Total number of commissioned officers (active duty).....	308	308	336
Total salaries (active duty).....	\$1,020,287	\$1,020,287	\$1,142,517
Allowances (active duty).....	304,197	304,197	360,029
	1,324,484	1,324,484	1,502,546
Commissioned officers (waiting orders):			
Assistant surgeon general, \$4,500.....	1	1	6
Medical director, \$4,350-\$4,500.....	14	14	12
Senior surgeon, \$3,544-\$4,312.....	13	13	8
Surgeon, \$2,925-\$3,938.....	15	15	2
Passed assistant surgeon, \$2,925-\$3,038.....	3	3	1
Assistant surgeon, \$1,575-\$2,700.....	4	4	
Total number of commissioned officers (waiting orders).....	50	50	29
Total salaries (waiting orders).....	\$195,994	\$208,609	\$117,477
Total commissioned officers.....	1,520,478	1,533,093	1,620,023
Deduct lapses.....	984	562	417
	1,519,494	1,532,531	1,619,606
Deduct legislative reductions.....	116,410	174,627	131,092
01 Personal services (net).....	1,403,084	1,357,904	1,488,514
Received by transfer from Interior Department.....	-5,478	-5,478	-5,550
Net total obligations.....	1,397,606	1,352,426	1,482,964
Estimated savings and unobligated balances.....		175,967	247,036
Total estimate or appropriation.....	1,397,606	1,528,393	1,730,000
BY ACTIVITIES			
1. Commissioned officers (active duty).....	1,318,022	1,174,174	1,377,134
2. Commissioned officers (waiting orders).....	195,994	178,252	105,830
Total.....	1,514,016	1,352,426	1,482,964
Deduct legislative deductions.....	116,410		
Net total.....	1,397,606	1,352,426	1,482,964

Pay of Acting Assistant Surgeons, Public Health Service—

For pay of acting assistant surgeons (noncommissioned medical officers), **[\$325,400] \$270,000** (U.S.C., title 42, secs. 1, 12-13, 123, 125, 135; U.S.C., Supp. VI, title 42, secs. 71-71a, 71h, 71p; act Mar. 3, 1933, 47 Stat., p. 1499).

Estimate 1935, **\$270,000**Appropriated 1934, **\$325,400**

By objects	Obligations					
	Estimate, 1935		Estimate, 1934		Actual, 1933	
	Posi- tions	Av. salary	Posi- tions	Av. salary	Posi- tions	Av. salary
PERSONAL SERVICES, FIELD						
Professional service:						
Grade 5. Acting assistant surgeon.....	2	\$4,600	2	\$4,600	5	\$4,960
Grade 4. Acting assistant surgeon.....	9	4,067	9	4,067	10	4,040
Grade 3. Acting assistant surgeon.....	42.5	3,382	42.5	3,382	51.5	3,410
Grade 2. Acting assistant surgeon.....	16	2,700	16	2,700	15	2,754
Grade 1. Acting assistant surgeon.....	36.9	2,035	36.9	2,035	40.5	2,049
Total permanent, field.....	106.4	307,830	106.4	307,830	122	365,110
Deduct lapses and administrative furloughs.....		13,290		63,290		5,595
Net permanent, field.....		294,540		244,540		359,515
Temporary employees, field.....		15,000		15,000		11,125
All personal services, field.....		309,540		259,540		370,640
Deduct subsistence and quarters furnished.....		9,540		9,540		10,420
		300,000		250,000		360,220
Deduct legislative reductions.....		30,000		38,000		37,200
01 Personal services (net).....		270,000		212,000		323,020
Estimated savings and unobligated balances.....				113,400		66,964
Total estimate or appropriation.....		270,000		325,400		389,984

Pay of Acting Assistant Surgeons, Public Health Service—Continued.

By activities	Obligations		
	Estimate, 1935	Estimate, 1934	Actual, 1933
1. Studies of rural sanitation.....	\$9,200	\$7,820	\$11,453
2. Field investigations of child hygiene.....			5,580
3. Quarantine and immigration.....	290,800	204,180	305,987
Total.....	300,000	212,000	323,020
Deduct legislative deductions.....	30,000		
Net total.....	270,000	212,000	323,020

Pay of Other Employees, Public Health Service—

For pay of all other employees (attendants, and so forth), **[\$1,017,750] \$877,500** (U.S.C., title 42, secs. 1, 14, 123; act Mar. 3, 1933, 47 Stat., p. 1499).

Estimate 1935, **\$877,500**Appropriated 1934, **\$1,017,750**

By objects	Obligations					
	Estimate, 1935		Estimate, 1934		Actual, 1933	
	Posi- tions	Av. salary	Posi- tions	Av. salary	Posi- tions	Av. salary
PERSONAL SERVICES, FIELD						
Professional service:						
Grade 7. Professor of chemistry.....	1	\$7,000	1	\$7,000	1	\$7,000
Grade 6. Principal bacteriologist.....	1	5,600	1	5,600	1	5,600
Grade 5. Principal pharmacologist.....	1	5,400	1	5,400	1	5,400
Biochemist.....	1	5,000	1	5,000	1	5,000
Biophysicist.....	1	5,000	1	5,000		
Epidemiologist.....					1	4,600
Malariaologist.....					1	4,800
Senior chemist.....	2	4,700	2	4,700	2	4,700
Senior bacteriologist.....	1	4,600	1	4,600	3	4,667
Senior pharmacologist.....	1	4,600	1	4,600	1	4,600
Special expert.....					1	4,600
Grade 4. Chemist.....	2	4,100	2	4,100	2	4,100
Malariaologist.....	1	4,000	1	4,000		
Pharmacologist.....	1	4,000	1	4,000	1	4,000
Special expert.....	1	4,000	1	4,000	1	4,000
Grade 3. Associate biochemist.....	1	3,500	1	3,500	1	3,500
Associate pharmacologist.....	1	3,200	1	3,200	1	3,200
Associate sanitary engineer.....	1	3,200	1	3,200	1	3,200
Associate technologist.....	1	3,200	1	3,200	1	3,200
Grade 2. Technical assistant in sanitary engineering.....	1	3,000	1	3,000		
Assistant physicist.....	1	2,800	1	2,800		
Assistant chemist.....	2	2,650	2	2,650	2	2,650
Grade 1. Junior pharmacologist.....	1	2,200	1	2,200	1	2,200
Junior chemist.....	1	2,200	1	2,200	1	2,200
Junior medical librarian.....	1	2,000	1	2,000	1	2,000
Junior nematologist.....	1	2,000	1	2,000	1	2,000
Subprofessional service:						
Grade 8. Chief sanitary inspector.....	1	2,900	1	2,900	1	2,900
Grade 7. Artist.....	1	2,500	1	2,500	1	2,500
Assistant sanitary inspector.....	1	2,500	1	2,500	1	2,500
Bacteriological technician.....	1	2,400	1	2,400	1	2,400
Laboratory aid.....					1	2,800
Laboratorian in bacteriology.....	1	2,400	1	2,400	1	2,400
Grade 6. Druggist.....	1	2,400	1	2,400	1	2,400
Foreman-fumigator.....	1	2,300	1	2,300	1	2,300
Sanitary inspector.....	4	2,300	4	2,300	4	2,300
Assistant sanitary inspector.....					1	2,200
Laboratory assistant.....	1	2,200	1	2,200	1	2,200
Head nurse.....	1	2,220	1	2,220	1	2,220
Sanitary engineering assistant.....					1	2,100
Laboratory aid.....					1	2,200
Grade 5. Microscopist.....	1	2,040	1	2,040		
Laboratory technician.....	1	2,100	1	2,100	1	2,100
Laboratory assistant.....	4	2,025	4	2,025	4	2,025
Laboratory attendant.....	1	1,860	1	1,860	2	1,830
Sanitary inspector.....	24	1,888	24	1,888	24	1,898
Fumigator.....	11	1,898	11	1,898	12	1,895
Nurse.....	1	2,040	1	2,040	1	2,040
Boilerman.....	1	1,980	1	1,980	1	1,980
Grade 4. Carpenter.....	1	1,860	1	1,860	1	1,860
Laborer-fumigator.....	12	1,695	12	1,695	12	1,695
Laboratory attendant.....	1	1,800	1	1,800		
Laboratory assistant.....	2	1,800	2	1,800	1	1,740
Sanitary inspector.....	21	1,746	21	1,746	23	1,748
Scientific assistant.....					1	1,920
Grade 3. Animal breeder.....					1	1,680
Foreman-fumigator.....	1	1,800	1	1,800	1	1,800
Assistant foreman-fumigator.....	1	1,740	1	1,740	1	1,740
Laborer-fumigator.....	14	1,564	14	1,564	14	1,564
Laboratory aid and technical clerk.....	3	1,660	3	1,660	4	1,695
Laboratory attendant.....	11	1,576	11	1,576	11	1,576
Laboratory technician.....	1	1,500	1	1,500	1	1,500
Sanitary inspector.....	19	1,547	19	1,547	19	1,552
Grade 2. Sanitary inspector.....	12	1,415	12	1,415	12	1,415
Laborer-fumigator.....	2	1,320	2	1,320	3	1,320
Laboratory attendant.....	23	1,284	23	1,284	17	1,292
Night observer.....	3	1,260	3	1,260		
Grade 1. Sanitary inspector.....	8	1,125	8	1,125	8	1,125
Laborer-fumigator.....	4	1,200	4	1,200	4	1,200
Clerical, administrative, and fiscal service:						
Grade 10. Chief pharmacist.....	4	3,700	4	3,700	10	3,750
Grade 9. Administrative assistant.....	1	3,500	1	3,500	2	3,500
Executive assistant.....	2	3,200	2	3,200	2	3,600

Pay of Other Employees, Public Health Service—Continued.

By objects	Obligations					
	Estimate, 1935		Estimate, 1934		Actual, 1933	
	Posi- tions	Av. salary	Posi- tions	Av. salary	Posi- tions	Av. salary
PERSONAL SERVICES, FIELD—continued						
Clerical, administrative, and fiscal service—Continued.						
Grade 8. Pharmacist.....	1	\$2,900	1	\$2,900	1	\$3,200
Administrative assistant.....	5	2,860	5	2,860	5	3,100
Grade 7. Executive assistant.....	1	3,200	1	3,200	1	3,200
Administrative assistant.....	1	2,400	1	2,400	1	2,400
Grade 6. Bibliographer.....	1	2,500	1	2,500	1	2,500
Administrative clerk.....	1	2,800	1	2,800	1	2,800
Principal clerk.....	1	2,700	1	2,700	1	2,700
Clerk.....	2	2,600	2	2,600	2	2,600
Grade 5. Clerk.....	2	2,150	2	2,150	2	2,150
Grade 4. Clerk.....	15	1,916	15	1,916	17	1,920
Grade 3. Clerk.....	5	1,800	5	1,800	8	1,770
Stock clerk.....	1	1,620	1	1,620		
Grade 2. Clerk.....	11	1,473	11	1,473	9	1,480
Grade 1. Clerk-typist.....	7	1,346	7	1,346	8	1,335
Telephone operator.....	1	1,260	1	1,260		
Custodial service:						
Grade 10. Pilot.....	3	2,633	3	2,633	3	2,633
Marine engineer.....	2	2,750	2	2,750	2	2,750
Grade 9. Pilot.....	2	2,500	2	2,500	5	2,500
Marine engineer.....	6	2,483	6	2,483	6	2,483
Station engineer.....	1	2,900	1	2,900	1	2,900
Grade 8. Cabinetmaker.....	1	2,300	1	2,300	1	2,300
Electrician.....	1	2,500	1	2,500	1	2,500
General mechanic.....	1	2,000	1	2,000	2	2,150
Marine engineer.....	5	2,320	5	2,320	5	2,320
Pilot.....	13	2,215	13	2,215	13	2,215
Station engineer.....	4	2,375	4	2,375	4	2,375
Grade 7. Carpenter.....	1	1,860	1	1,860	1	1,860
Cook.....	1	2,040	1	2,040	1	2,040
Marine engineer.....	10	1,986	10	1,986	11	2,007
Mechanician.....	1	2,040	1	2,040	1	2,040
Pilot.....	7	2,060	7	2,060	6	2,033
Station engineer.....	4	2,050	4	2,050	2	2,040
Grade 6. Auto-mechanic.....	2	1,800	2	1,800	2	1,800
Carpenter.....	3	1,820	3	1,820	3	1,820
Marine engineer.....	9	1,900	9	1,900	9	1,900
Maintenance man.....					1	1,680
Coxswain.....	1	1,680	1	1,680	1	1,680
Painter.....	1	1,920	1	1,920	1	1,920
Pilot.....	9	1,833	9	1,833	10	1,860
Plumber.....	1	1,920	1	1,920	1	1,920
Station engineer.....	3	1,920	3	1,920	3	1,920
Grade 5. Attendant.....	8	1,665	8	1,665	9	1,680
Carpenter.....	4	1,725	4	1,725	4	1,725
Junior general mechanic.....	1	1,500	1	1,500		
Cook.....	1	1,860	1	1,860	1	1,860
Deckhand.....	3	1,560	3	1,560	3	1,625
Foreman-laborer.....	1	1,800	1	1,800	1	1,800
Laboratory attendant.....	1	1,620	1	1,620	1	1,620
Marine engineer.....	4	1,725	4	1,725	5	1,740
Maintenance man.....					1	1,500
Night watchman.....	1	1,680	1	1,680	1	1,680
Painter.....	1	1,500	1	1,500	1	1,500
Pilot-engineer.....	1	1,500	1	1,500	1	1,500
Station engineer.....	1	1,500	1	1,500	2	1,500
Grade 4. Attendant.....	81	1,439	81	1,439	87	1,434
Boatman.....	1	1,320	1	1,320	2	1,320
Auto-mechanic helper.....	2	1,620	2	1,620	3	1,600
Caretaker.....	2	1,320	2	1,320	2	1,320
Carpenter.....	5	1,452	5	1,452	6	1,464
Cook.....	11	1,445	11	1,445	13	1,468
Deckhand.....	10	1,410	10	1,410	14	1,393
Gardener.....	2	1,500	2	1,500	3	1,560
Laboratory attendant.....	1	1,320	1	1,320	1	1,320
Laborer.....	9	1,373	9	1,373	9	1,373
Laundryman.....	2	1,410	2	1,410	2	1,410
Marine engineer.....	1	1,380	1	1,380	2	1,500
Sheet metal helper.....					1	1,620
Marine fireman.....	6	1,520	6	1,520	6	1,520
Pilot.....	3	1,500	3	1,500	3	1,500
Coxswain.....	1	1,320	1	1,320		
Launchman.....	2	1,320	2	1,320	2	1,320
Station engineer.....	1	1,320	1	1,320	2	1,320
Station fireman.....	4	1,560	4	1,560	5	1,536
Steam and electric engineman.....					1	1,560
Utility man.....	1	1,320	1	1,320	2	1,560
Watchman.....	2	1,560	2	1,560	46	1,216
Grade 3. Attendant.....	44	1,217	44	1,217	1	1,380
Chauffeur.....	1	1,380	1	1,380	1	1,380
Cook.....	4	1,200	4	1,200	5	1,206
Vice coxswain.....	1	1,200	1	1,200	1	1,260
Laborer.....	6	1,230	6	1,230	6	1,230
Cleaner.....	4	1,200	4	1,200		
Grade 2. Attendant.....	20	1,119	20	1,119	22	1,124
Boatman.....	1	1,080	1	1,080	1	1,080
Cook.....	2	1,110	2	1,110	2	1,110
Laboratory attendant.....	1	1,260	1	1,260	1	1,260
Marine engineer.....	1	1,140	1	1,140		
Laborer.....	9	1,080	9	1,080	10	1,096
Watchman.....	1	1,080	1	1,080	1	1,140
Messenger.....	1	1,080	1	1,080		
Grade 1. Attendant.....	9	687	9	687	9	676
Charwoman.....	2	600	2	600	2	600
Messenger.....	1	600	1	600	2	600
Watchman.....	1	720	1	720	1	720

Pay of Other Employees, Public Health Service—Continued.

By objects	Obligations					
	Estimate, 1935		Estimate, 1934		Actual, 1933	
	Posi- tions	Av. salary	Posi- tions	Av. salary	Posi- tions	Av. salary
PERSONAL SERVICES, FIELD—continued						
Collaborating epidemiologists and special personnel at nominal salaries.....	67	\$1,000	67	\$1,000	67	\$1,226
Total permanent, field.....	729	1,137,369	729	1,137,369	769	1,233,232
Deduct lapses and administrative furloughs.....		54,869		145,716		121,692
Net permanent, field.....		1,082,500		991,653		1,111,540
Temporary employees, field.....		10,000		10,000		8,080
All personal services, field.....		1,092,500		1,001,653		1,119,620
Deduct subsistence and quarters furnished.....		117,500		94,820		107,860
Deduct legislative reductions.....		975,000		906,833		1,011,760
01 Personal services (net).....		97,500		150,633		116,369
Estimated savings and unobligated balances.....		877,500		756,200		895,391
Total estimate or appropriation.....		877,500		1,017,750		1,100,000
BY ACTIVITIES						
1. Interstate quarantine service.....						7,110
2. Studies of rural sanitation.....		14,400		12,240		16,128
3. Quarantine and immigration.....		712,202		532,864		641,933
4. Offices of district directors.....		10,880		9,243		23,472
5. Field investigations of cancer.....		5,000		4,250		
6. Field investigations of child hygiene.....		1,860		1,581		
7. Field investigations of industrial hygiene and sanitation.....		2,800		2,380		
8. Leprosy investigations, Carville, La.....		2,760		2,346		2,484
9. Leprosy investigations, Honolulu, Hawaii.....		12,680		10,778		25,632
10. Field investigations of malaria.....		5,240		4,454		2,880
11. National institute of health.....		193,728		164,669		167,526
12. Field investigations of public-health methods.....		2,880		2,448		1,458
13. Statistical studies.....		1,920		1,632		1,728
14. Field investigations of stream pollution.....		8,600		7,310		5,040
Total.....		975,000		756,200		895,391
Deduct legislative reductions.....		97,500				
Net total.....		877,500		756,200		895,391

Freight, Transportation, etc., Public Health Service—

For freight, transportation, and traveling expenses, including allowances for living quarters, including heat, fuel, and light, as authorized by the Act approved June 26, 1930 (U.S.C., Supp. [V] VI, Title V, sec. 118a), not to exceed \$7,635; \$2,160, but not to exceed \$720 for any one person; the expenses, except membership fees, of officers when officially detailed to attend meetings of associations for the promotion of public health, and the packing, crating, drayage, and transportation of the personal effects of commissioned officers, scientific personnel, pharmacists, and nurses of the Public Health Service, upon permanent change of station, \$36,175; \$25,160: *Provided*, That funds expendable for transportation and traveling expenses may also be used for preparation for shipment and transportation to their former homes of remains of officers who die in line of duty (U.S.C., title 42, secs. 1, 61, 64; U.S.C., Supp. VI, title 5, sec. 118a; act Mar. 3, 1933, 47 Stat., p. 1499).

Estimate 1935, \$25,160

Appropriated 1934, \$36,175

By objects	Obligations		
	Estimate, 1935	Estimate, 1934	Actual, 1933
Allowances for quarters, heat, light, etc.....	\$2,400	\$2,400	\$3,430
Deduct legislative reductions.....	240	360	230
01 Personal services (net).....	2,160	2,040	3,200
OTHER OBLIGATIONS			
06 Travel expenses.....	16,500	16,570	18,800
07 Transportation of things (service).....	6,500	6,500	7,500
Total other obligations.....	23,000	23,070	26,300
Grand total obligations.....	25,160	25,110	29,500
Estimated savings and unobligated balances.....		11,065	8,500
Total estimate or appropriation.....	25,160	36,175	38,000

Freight, Transportation, etc., Public Health Service—Continued.

By activities or projects	Obligations		
	Estimate, 1935	Estimate, 1934	Actual, 1933
1. Travel of the Surgeon General.....	\$800	\$800	\$850
2. Attendance at public meetings.....	9,000	9,000	10,275
3. Examinations for promotion.....	3,000	3,000	3,200
4. Transportation of personal effects.....	1,700	1,770	2,375
5. Packing, crating, and drayage of personal effects.....	4,500	4,500	5,000
6. Miscellaneous freight and travel.....	4,000	4,000	4,600
7. Allowances for quarters, heat, light, etc..	2,400	2,040	3,200
Total.....	25,400	25,110	29,500
Deduct legislative reductions.....	240		
Net total.....	25,160	25,110	29,500

Maintenance, National Institute of Health—

For maintaining the National Institute of Health, **[\$54,775]** \$50,000 (U.S.C., title 42, secs. 21-23; U.S.C., Supp. VI, title 42, secs. 23a-23f, 71c, 71r; act Mar. 3, 1933, 47 Stat., p. 1499).

Estimate 1935, **\$50,000**Appropriated 1934, **\$54,775**

By objects	Obligations		
	Estimate, 1935	Estimate, 1934	Actual, 1933
02 Supplies and materials.....	\$19,670	\$16,980	\$16,980
05 Communication service.....	1,265	815	815
07 Transportation of things.....	70	70	70
10 Furnishing of light, power, gas.....	11,170	6,610	6,610
12 Repairs and alterations.....	260	260	260
13 Special and miscellaneous current expenses.....	1,010	1,010	1,008
30 Equipment.....	16,365	16,365	15,511
Total obligations.....	49,810	42,110	41,254
Transferred to Department of Agriculture..	+190	+190	+192
Net total obligations.....	50,000	42,300	41,446
Estimated savings and unobligated balances.....		12,475	6,554
Total estimate or appropriation.....	50,000	54,775	48,000

Books, Public Health Service—

For journals and scientific books, office of Surgeon General, **[\$500]** \$450 (act Mar. 3, 1933, 47 Stat., p. 1499).

Estimate 1935, **\$450**Appropriated 1934, **\$500**

By objects	Obligations		
	Estimate, 1935	Estimate, 1934	Actual, 1933
30 Equipment.....	\$450	\$450	\$488
Estimated savings and unobligated balances.....		50	12
Total estimate or appropriation.....	450	500	500

BY PROJECTS			
1. Subscriptions to medical journals.....	200	200	212
2. General medical and scientific works.....	250	250	276
Total.....	450	450	488

Pay of Personnel and Maintenance of Hospitals, Public Health Service—

For medical examinations, including the amount necessary for the medical inspection of aliens, as required by section 16 of the Act of February 5, 1917 (U.S.C., title 8, sec. 152), medical, surgical, and hospital services and supplies, including prosthetic and orthopedic supplies to be furnished under regulations approved by the Secretary of the Treasury, for beneficiaries (other than patients of the Veterans' Administration) of the Public Health Service and persons detained in hospitals of the Public Health Service under the immigration laws and regulations, including necessary personnel and reserve commissioned officers of the Public Health Service, personal services in the District of Columbia and elsewhere, including the furnishing and laundering of white duck coats, trousers, smocks, aprons, and caps to employees whose duties make necessary the wearing of same, maintenance, minor repairs, equipment, leases, fuel, lights, water, freight, transportation and travel, the

maintenance, exchange, and operation of motor trucks and passenger motor vehicles for official use in field work (including not to exceed \$3,000 for the purchase of motor-propelled passenger-carrying vehicles) and one for use in connection with the administrative work of the Public Health Service in the District of Columbia, purchase of ambulances, transportation, care, maintenance, and treatment of lepers, including transportation to their homes in the continental United States of recovered indigent leper patients, court costs, and other expenses incident to proceedings heretofore or hereafter taken for commitment of mentally incompetent persons to hospitals for the care and treatment of the insane, and reasonable burial expenses (not exceeding \$100 for any patient dying in hospital), **[\$5,600,000]** \$4,615,651: *Provided*, That the Immigration Service shall permit the Public Health Service to use the hospitals at Ellis Island Immigration Station for the care of Public Health Service patients free of expense for physical upkeep, but with a charge of actual cost of fuel, light, water, telephone, and similar supplies and services, to be covered into the proper Immigration Service appropriations; and money collected by the Immigration Service on account of hospital expenses of persons detained in hospitals of the Public Health Service under the immigration laws and regulations shall be covered into the Treasury as miscellaneous receipts: *Provided further*, That no part of this sum shall be used for the quarantine service, the prevention of epidemics, or scientific work of the character provided for under the appropriations which follow (U.S.C., title 8, sec. 152; title 37, secs. 1, 9-11; title 42, secs. 1, 6, 12-20, 61-65, 123, 125, 135; U.S.C., Supp. VI, title 42, secs. 15a, 61-66, 71-71q; act Mar. 3, 1933, 47 Stat., pp. 1499-1500).

Estimate 1935, **\$4,615,651**Appropriated 1934, **\$5,600,000**

By objects	Obligations					
	Estimate, 1935		Estimate, 1934		Actual, 1933	
	Posi- tions	Av. salary	Posi- tions	Av. salary	Posi- tions	Av. salary
PERSONAL SERVICES, FIELD						
Professional service:						
Grade 6. Acting assistant surgeon.....	1	\$5,800	1	\$5,800	1	\$5,800
Grade 5. Acting assistant surgeon.....	7	4,800	7	4,800	7	4,800
Grade 4. Acting assistant surgeon.....	9	3,888	9	3,888	12	4,100
Grade 3. Acting assistant surgeon.....	153	3,230	152	3,232	169	3,235
Attending specialist.....	1	3,600	1	3,600	1	3,600
Dermatologist.....	1	3,600	1	3,600	1	3,600
Grade 2. Acting assistant surgeon.....	19	2,952	19	2,952	23	2,935
Attending specialist.....	16	3,000	16	3,000	20	3,000
Grade 1. Attending specialist.....	1	2,400	1	2,400	1	2,400
Acting assistant surgeon.....	7	2,114	7	2,100	8	2,100
Reserve officers:						
Surgeon.....	4	4,928	4	4,928	6	4,928
Passed assistant surgeon.....	8	3,823	8	3,823	9	3,823
Assistant surgeon.....	22	2,834	22	2,834	22	2,834
Subprofessional service:						
Grade 8. Dental mechanic.....	1	2,900	1	2,900	1	2,900
Chief nurse.....	15	2,786	15	2,786	15	2,786
Chief dietitian.....	8	2,762	8	2,762	9	2,755
Chief aid.....	6	2,750	6	2,750	6	2,750
Hospital service worker.....	1	2,700	1	2,700	1	2,700
Laboratorian.....	3	2,666	3	2,666	3	2,666
Grade 7. Laboratorian.....	3	2,600	3	2,600	3	2,600
Dental mechanic.....	1	2,600	1	2,600	1	2,600
Acting chief nurse.....	31	2,480	31	2,480	32	2,478
Acting chief aid.....	3	2,466	3	2,466	3	2,466
Anesthetist.....	1	2,400	1	2,400	1	2,400
Special nurse.....	8	2,375	8	2,375	8	2,375
Acting chief dietitian.....	1	2,400	1	2,400	1	2,400
Chief nurse.....	2	2,400	2	2,400	2	2,400
Medical technician.....	1	2,400	1	2,400	1	2,400
Druggist.....	1	2,300	1	2,300	1	2,300
Grade 6. Horticulturist.....	1	2,600	1	2,600	1	2,600
Dental mechanic.....	2	2,350	2	2,350	2	2,350
Laboratorian, bacteriology.....	12	2,258	12	2,258	12	2,258
Sanitary inspector.....	1	2,300	1	2,300	1	2,300
Head nurse.....	67	2,076	67	2,076	73	2,078
Special nurse.....	1	2,100	1	2,100	1	2,100
Head aid.....	7	2,071	7	2,071	8	2,075
Head dietitian.....	7	2,057	7	2,057	8	2,050
Druggist.....	2	2,000	2	2,000	2	2,000
Grade 5. Laboratorian, bacteriology.....	8	1,912	7	1,928	8	1,912
Special nurse.....	1	2,160	1	2,160	1	2,160
Druggist.....	5	1,980	5	1,980	5	1,980
Surgical assistant.....	1	2,100	1	2,100	1	2,100
Reconstruction assistant.....	1	2,100	1	2,100	2	2,100
Aid.....	24	1,958	18	1,927	22	1,922
Nurse.....	367	1,920	331	1,920	436	1,920
Dietitian.....	15	1,920	14	1,920	15	1,920
Technician.....	5	1,828	3	1,850	5	1,872
Special nurse.....	1	1,860	1	1,860	1	1,860
Dental mechanic.....	2	1,800	2	1,800	2	1,800
Dental hygienist.....	1	1,800	1	1,800	1	1,800
Grade 4. Dental hygienist.....	7	1,680	3	1,760	3	1,760
Reconstruction assistant.....	1	1,920	1	1,920	1	1,920
Laboratorian.....	4	1,725	3	1,740	3	1,740
Surgical assistant.....	2	1,770	2	1,770	2	1,770
Inspector.....	2	1,710	2	1,710	2	1,710
Druggist.....	4	1,680	4	1,680	5	1,692
Special nurse.....	1	1,680	1	1,680	1	1,680
Interne, medical.....	7	1,620	7	1,620	7	1,620
Interne, dental.....	10	1,620	10	1,620	10	1,620

Pay of Personnel and Maintenance of Hospitals, Public Health Service—Continued.

By objects	Obligations					
	Estimate, 1935		Estimate, 1934		Actual, 1933	
	Posi- tions	Av. salary	Posi- tions	Av. salary	Posi- tions	Av. salary
PERSONAL SERVICES, FIELD—continued						
Subprofessional service—Continued.						
Grade 3. Dietitian.....	1	\$1,740	1	\$1,740	1	\$1,740
Surgeon's assistant.....	1	1,740	1	1,740	1	1,740
Oral hygienist.....	3	1,580	2	1,620	2	1,620
Inspector.....	5	1,620	5	1,620	5	1,620
Druggist.....	4	1,525	4	1,525	4	1,525
Technician, X-ray.....	2	1,500	2	1,500	2	1,500
Dental mechanic.....	5	1,488	3	1,480	3	1,480
Technician, medical.....	1	1,440	1	1,440	1	1,440
Interne.....	1	1,440	1	1,440	1	1,440
Dental hygienist.....	4	1,440	4	1,440	4	1,440
Grade 2. Nurse.....	1	1,500	1	1,500	1	1,500
Surgeon's assistant.....					1	1,440
Technician.....	3	1,320	3	1,320	4	1,305
Dental mechanic.....	1	1,320	1	1,320	1	1,320
Inspector.....	2	1,320	2	1,320	2	1,320
Dental assistant.....	2	1,260	1	1,260	1	1,260
Grade 1. Assistant laboratorian.....	2	1,120	2	1,120	2	1,120
Inspectress, part-time.....	18	1,200	18	1,200	18	1,200
Interne.....	45	1,020	45	1,020	45	1,020
Clerical, administrative, and fiscal service:						
Grade 10. Chief pharmacist.....	8	3,700	8	3,700	9	3,700
Grade 9. Administrative assistant.....	10	3,430	10	3,430	10	3,430
Grade 8. Pharmacist.....	5	3,120	5	3,120	5	3,120
Administrative assistant.....	2	3,060	2	3,000	2	3,000
Grade 7. Administrative assistant.....	5	2,650	5	2,650	5	2,650
Grade 6. Clerk.....	4	2,500	4	2,500	4	2,500
Registrar.....	1	2,700	1	2,700	1	2,700
Storekeeper.....	1	2,500	1	2,500	1	2,500
Administrative assistant.....	3	2,333	3	2,333	3	2,333
Interpreter.....	1	2,400	1	2,400	1	2,400
Grade 5. Clerk.....	4	2,250	4	2,250	4	2,250
Grade 4. Clerk.....	16	1,878	16	1,878	17	1,874
Librarian.....	1	2,000	1	2,000	1	2,000
Stenographer.....	2	1,830	2	1,830	2	1,830
Bookkeeper.....	1	1,800	1	1,800	1	1,800
Grade 3. Stenographer.....	17	1,712	17	1,712	17	1,712
Clerk.....	18	1,727	18	1,727	18	1,727
Typist.....	6	1,670	6	1,670	6	1,670
Bookkeeper.....	2	1,700	2	1,740	2	1,740
Storekeeper.....	1	1,680	1	1,680	1	1,680
Grade 2. Stenographer.....	27	1,552	27	1,522	31	1,517
Typist.....	16	1,530	16	1,530	16	1,550
Clerk.....	31	1,510	27	1,502	31	1,498
Telephone operator.....	5	1,464	5	1,464	5	1,464
Storekeeper.....	1	1,440	1	1,440	1	1,440
Grade 1. Storekeeper.....	3	1,500	3	1,500	3	1,500
Telephone operator.....	16	1,279	16	1,279	19	1,276
Stenographer.....	15	1,328	15	1,328	16	1,331
Clerk.....	13	1,288	13	1,288	13	1,288
Typist.....	16	1,279	16	1,279	18	1,277
Bookkeeper.....	1	1,350	1	1,350	1	1,350
Custodial service:						
Grade 10. Engineer.....	3	2,867	3	2,867	3	2,867
Cook.....	1	2,700	1	2,700	1	2,700
Grade 9. Electrician.....	1	2,900	1	2,900	1	2,900
Engineer.....	1	2,700	1	2,700	1	2,700
Painter.....	1	2,400	1	2,400	1	2,400
Grade 8. Engineer.....	9	2,267	9	2,267	10	2,300
Laundry foreman.....	4	2,325	4	2,325	4	2,325
Farm superintendent.....	1	2,600	1	2,600	1	2,600
Auto mechanic.....	1	2,400	1	2,400	1	2,400
Carpenter.....	1	2,400	1	2,400	1	2,400
Cook.....	5	2,280	5	2,280	5	2,280
Grade 7. Auto mechanic.....	3	2,113	3	2,113	3	2,113
Plumber.....	1	2,200	1	2,200	1	2,200
Carpenter.....	2	2,030	2	2,030	2	2,030
Cook.....	3	2,020	3	2,020	3	2,020
Engineer.....	5	1,968	5	1,968	6	1,980
Electrician.....	2	1,950	2	1,950	2	1,950
Mechanic.....	2	2,040	2	2,040	2	2,040
Grade 6. Cook.....	8	1,823	7	1,843	7	1,843
Baker.....	1	1,980	1	1,980	1	1,980
Engineer.....	9	1,880	6	1,880	9	1,853
Auto mechanic.....	14	1,830	14	1,830	14	1,830
Mechanic.....	6	1,810	6	1,810	6	1,810
Attendant.....	1	1,920	1	1,920	1	1,920
Plumber.....	1	1,920	1	1,920	1	1,920
Chauffeur.....	1	1,920	1	1,920	1	1,920
Laundry foreman.....	2	1,770	2	1,770	3	1,800
Carpenter.....	1	1,680	1	1,680	1	1,680
Gardener.....	1	1,680	1	1,680	1	1,680
Grade 5. Auto mechanic.....	1	1,800	1	1,800	1	1,800
Cook.....	14	1,663	14	1,663	14	1,663
Carpenter.....	3	1,700	3	1,700	3	1,700
Attendant.....	6	1,670	6	1,670	6	1,670
Packer.....	1	1,740	1	1,740	1	1,740
Fireman.....	5	1,584	5	1,584	6	1,560
Dairyman.....	1	1,680	1	1,680	1	1,680
Baker.....	1	1,680	1	1,680	1	1,680
Laundry foreman.....	3	1,620	3	1,620	4	1,605
Engineer.....	4	1,620	4	1,620	4	1,620
Mechanic.....	4	1,680	4	1,680	4	1,680
Grade 4. Auto mechanic.....	2	1,500	2	1,500	2	1,500
Engineer.....	2	1,560	2	1,560	2	1,560
Plumber.....	1	1,620	1	1,620	1	1,620
Laundryman.....	3	1,460	3	1,460	3	1,460
Cook.....	23	1,427	23	1,427	25	1,428
Attendant.....	230	1,364	230	1,364	278	1,360
Painter.....	4	1,545	4	1,545	4	1,545

Pay of Personnel and Maintenance of Hospitals, Public Health Service—Continued.

By objects	Obligations					
	Estimate, 1935		Estimate, 1934		Actual, 1933	
	Posi- tions	Av. salary	Posi- tions	Av. salary	Posi- tions	Av. salary
PERSONAL SERVICES, FIELD—continued						
Custodial service—Continued.						
Grade 4. Fireman.....	35	\$1,390	35	\$1,390	37	\$1,389
Storekeeper.....	1	1,500	1	1,500	1	1,500
Guard.....	6	1,340	6	1,340	6	1,340
Gardener.....	5	1,380	5	1,380	5	1,380
Carpenter.....	1	1,440	1	1,440	1	1,440
Range rider.....	1	1,380	1	1,380	1	1,380
Farm foreman.....	2	1,380	2	1,380	2	1,380
Elevator operator.....	3	1,320	3	1,320	4	1,320
Grade 3. Attendant.....	452	1,213	452	1,213	611	1,214
Chauffeur.....	15	1,304	15	1,304	15	1,304
Gardener.....	3	1,320	3	1,320	3	1,320
Cook.....	12	1,250	6	1,300	6	1,300
Fireman.....	6	1,290	6	1,290	7	1,286
Guard.....	3	1,200	3	1,200	3	1,200
Engineer.....	2	1,200	2	1,200	2	1,200
Mechanic.....	3	1,200	3	1,200	3	1,200
Elevator operator.....	4	1,200	4	1,200	4	1,200
Grade 2. Attendant.....	332	1,111	314	1,116	360	1,107
Grade 1. Cook.....	2	810	2	810	2	810
Attendant.....	173	504	173	504	188	511
Total permanent, field.....	2,717		2,629		3,086	
Deduct lapses and administrative furloughs.....	4	471,664		4,327,010		5,043,679
Net permanent, field.....		4,466,664		4,302,010		4,946,579
Temporary employees, field.....		20,000		10,000		20,000
All personal services, field.....		4,466,664		4,312,010		4,966,579
Deduct subsistence and quarters furnished.....		623,170		565,058		1,029,779
Deduct legislative reductions.....		3,843,494		3,746,952		3,936,800
		384,349		645,202		486,800
01 Personal services (net).....		3,459,145		3,101,750		3,450,000
OTHER OBLIGATIONS						
02 Supplies and materials.....		709,656		766,800		1,462,045
03 Subsistence and support of persons (service).....		150,000		150,000		509,778
04 Subsistence and care of animals (service).....		45		45		59
05 Communication service.....		18,555		18,555		25,963
06 Travel expense.....		60,000		60,000		68,911
07 Freight.....		40,000		40,000		78,776
10 Furnishing heat, light, power, and water.....		174,800		160,000		185,855
11 Rent.....		7,500		7,500		29,385
12 Repairs and alterations.....		12,000		12,000		19,912
13 Special and miscellaneous current expenses.....		23,275		23,300		52,654
22 Burials.....		20,200		18,000		20,913
30 Equipment.....		70,000		159,000		274,657
Total other obligations.....		1,286,031		1,415,200		2,728,908
Grand total obligations.....		4,745,176		4,516,950		6,178,908
Transferred to Department of Agriculture—Received by transfer from Veterans' Administration.....		+1,725		+1,700		+1,753
Net total obligations.....		4,615,651		4,419,338		5,058,744
Estimated savings and unobligated balances.....				1,180,662		621,256
Total estimate or appropriation.....		4,615,651		5,600,000		5,680,000
BY ACTIVITIES OR PROJECTS						
26 marine hospitals.....		4,113,661		3,728,138		4,249,345
15 second-class relief stations.....		221,585		172,800		202,350
103 third-class relief stations.....		271,441		211,680		247,879
14 fourth-class relief stations.....		5,540		4,320		5,058
Miscellaneous activities.....		387,773		302,400		354,112
Total.....		5,000,000		4,419,338		5,058,744
Deduct legislative reductions.....		384,349				
Net total.....		4,615,651		4,419,338		5,058,744

All sums received by the Public Health Service during the fiscal year [1934] 1935, except allotments and reimbursements on account of patients of the Veterans' Administration, allotments and reimbursements on account of medical and other services to the Federal penal and correctional institutions of the Department of Justice, under the provisions of the Act approved May 13, 1930 (U.S.C., Supp. [V] VI, title 18, secs. 751, 752), and amounts received under the provisions of sections 9 and 12 of the Act approved January 19, 1929 (U.S.C., Supp. [V] VI, title 21, secs. 229, 232), shall be covered into the Treasury as miscellaneous receipts (U.S.C., Supp. VI, title 18, secs. 751-752; title 21, secs. 229-232; act Mar. 3, 1933, 47 Stat., p. 1500).

Pay of Personnel and Maintenance of Hospitals, Public Health Service—Continued.

Medical and other services rendered to Federal penal and correctional institutions, Department of Justice

By objects	Obligations		
	Estimate, 1935	Estimate, 1934	Actual, 1933
	Number	Number	Number
Commissioned medical officers (active duty):			
Senior surgeon, \$4,550-\$4,900.....	1	1	1
Surgeon, \$3,600-\$5,250.....	3	3	2
Passed assistant surgeon, \$2,400-\$4,350.....	3	3	3
Assistant surgeon, \$2,000.....	8	8	5
Total number of commissioned officers (active duty).....	15	15	11
Total salaries (active duty).....	\$40,655	\$40,655	\$31,055
Allowances (active duty).....	20,907	17,771	14,432
Commissioned medical officers (reserve-active duty):			
Surgeon, \$3,600-\$5,250.....	1	1	1
Passed assistant surgeon, \$2,400-\$4,350.....	1	1	1
Assistant surgeon, \$2,000.....	8	8	4
Total number of commissioned officers (reserve-active duty).....	10	10	6
Total salaries (reserve-active duty).....	\$22,040	\$22,040	\$14,040
Allowances (reserve-active duty).....	11,601	9,860	6,685
Total, commissioned medical officers.....	33,641	31,900	20,725
Total, commissioned medical officers.....	95,203	90,326	66,212
PERSONAL SERVICES, FIELD			
Professional service:	Posi- Av. tions salary	Posi- Av. tions salary	Posi- Av. tions salary
Grade 6. Consultant in eye, ear, nose, and throat.....	1 \$5,600	1 \$5,600	0.8 \$5,600
Consultant in urology.....	0.4 5,600	0.4 5,600	0.3 5,600
Consultant in internal medicine.....	0.1 5,600	0.1 5,600	
Consultant in psychiatry.....	0.2 5,600	0.2 5,600	
Consultant in roentgenology.....	0.2 5,600	0.2 5,600	0.1 5,600
Consultant in surgery.....	1.3 5,600	1.3 5,600	1.1 5,600
Grade 5. Visiting contract dentist.....	1.8 5,400	1.8 5,400	1.3 5,400
Acting assistant surgeon.....	2 5,000	2 5,000	2 5,000
Acting assistant surgeon.....	1 4,800	1 4,800	1 4,800
Grade 4. Acting assistant surgeon.....	1 4,200	1 4,200	1 4,200
Acting assistant surgeon.....	1 3,800	1 3,800	1 3,800
Grade 3. Acting assistant dental surgeon.....	1 3,200	1 3,200	1 3,200
Acting assistant surgeon.....	2 3,200	2 3,200	2 3,200
Grade 2. Acting assistant surgeon.....	1 3,000	1 3,000	2 3,000
Acting assistant surgeon.....	1 2,600	1 2,600	2 2,600
Psychologist.....	5 2,600	5 2,600	3 2,600
Acting assistant dental surgeon.....	1 2,600	1 2,600	1 2,600
Grade 1. Acting assistant surgeon.....	1 2,300	1 2,300	1 2,300
Acting assistant surgeon.....	2 2,000	2 2,000	3 2,000
Subprofessional service:			
Grade 8. Chief nurse.....	1 2,800	1 2,800	
Chief nurse.....	1 2,600	1 2,600	1 2,600
Druggist.....	1 2,700	1 2,700	1 2,700
Grade 7. Assistant chief nurse.....	3 2,400	3 2,400	4 2,400
Assistant chief nurse.....	3 2,300	3 2,300	1 2,300
Medical interne.....	1 2,300	1 2,300	
Grade 6. Medical interne.....	1 2,160	1 2,160	1 2,160
Head nurse.....	3 2,100	3 2,100	1 2,100
Grade 5. Staff nurse.....	18 1,920	18 1,920	14 1,920
Physiotherapy aid.....	2 1,920	2 1,920	
Occupational therapy aid.....	1 1,920	1 1,920	
Laboratory assistant.....	1 1,800	1 1,800	
Librarian.....	1 1,800	1 1,800	
Head guard attendant.....	7 1,800	7 1,800	1 1,800
Medical technician.....	1 1,800	1 1,800	1 1,800
Grade 4. Medical interne.....	8 1,620	8 1,620	4 1,620
Dental interne.....	5 1,620	5 1,620	5 1,620
Physiotherapy assistant.....	1 1,620	1 1,620	1 1,620
Druggist.....	1 1,620	1 1,620	
Medical technician.....	1 1,620	1 1,620	
Guard attendant.....	30 1,620	30 1,620	13 1,620
Grade 2. Laboratory assistant.....	1 1,260	1 1,260	
Grade 1. Attendant.....	16 1,200	16 1,200	
Clerical, administrative, and fiscal service:			
Grade 7. Administrative assistant.....	1 2,800	1 2,800	1 2,800
Grade 6. Administrative assistant.....	1 2,400	1 2,400	1 2,400
Administrative assistant.....	3 2,300	3 2,300	2 2,300
Grade 5. Administrative assistant.....	1 2,200	1 2,200	1 2,200
Grade 1. Underclerk typist.....	1 1,260	1 1,260	1 1,260
Total permanent, field.....	164 383,643	164 378,766	96.6 259,653
Deduct lapses and administrative furloughs.....		33,592	36,151
All personal services, field.....	383,643	345,174	223,502
Deduct subsistence and quarters furnished.....	9,650	9,506	10,608
Deduct legislative reductions.....	373,993	335,668	212,894
Deduct legislative reductions.....	37,400	47,793	20,313
01 Personal services (net).....	336,593	287,875	192,581

Pay of Personnel and Maintenance of Hospitals, Public Health Service—Continued.

By objects	Obligations		
	Estimate, 1935	Estimate, 1934	Actual, 1933
OTHER OBLIGATIONS			
02 Supplies and materials.....	\$61,550	\$68,995	\$59,707
05 Communication service.....	100	100	71
06 Travel expenses.....	2,750	4,750	2,675
07 Transportation of things.....	4,250	5,890	5,794
30 Equipment.....	13,235	31,910	36,472
Total other obligations.....	81,885	111,645	104,719
Grand total obligations.....	418,478	399,520	297,300
Received by transfer from appropriation "Federal jails maintenance, 1933".....			-28,650
Net total obligations.....	418,478	399,520	268,650
Estimated savings and unobligated balances.....		33,480	43,350
Total estimate or appropriation.....	418,478	433,000	312,000

Quarantine Service—

Quarantine service: For maintenance and ordinary expenses, exclusive of pay of officers and employees, of United States quarantine stations, including the exchange, maintenance, repair, and operation of motor-propelled passenger-carrying vehicles for official use in field work and not to exceed \$3,500 for the purchase of motor-propelled passenger-carrying vehicles, **[\$475,000]** \$322,150 (U.S.C., title 42, secs. 1, 26, 81-114; U.S.C., Supp. VI, title 42, secs. 91-106; act Mar. 3, 1933, 47 Stat., p. 1500).

Estimate 1935, **\$322,150**

Appropriated 1934, **\$475,000**

By objects	Obligations		
	Estimate, 1935	Estimate, 1934	Actual, 1933
02 Supplies and materials.....	\$171,200	\$171,750	\$135,238
05 Communication service.....	7,500	8,600	7,432
06 Travel expense.....	10,200	12,500	15,573
07 Transportation of things.....	7,800	10,200	6,919
10 Furnishing of heat, light, power, water, gas, electricity.....	21,000	19,000	20,188
11 Rents.....	27,000	33,600	27,178
12 Repairs and alterations.....	32,400	31,000	37,362
13 Special and miscellaneous services.....	8,400	8,400	11,571
30 Equipment.....	36,650	27,100	32,955
Total.....	322,150	322,150	294,416
Estimated savings and unobligated balance.....		152,850	125,584
Total estimate or appropriation.....	322,150	475,000	420,000
BY ACTIVITIES OR PROJECTS			
Maintenance and ordinary expenses, exclusive of pay of the U.S. quarantine stations.....	322,150	322,150	294,416

Preventing the Spread of Epidemic Diseases—

Prevention of epidemics: To enable the President, in case only of threatened or actual epidemic of infectious or contagious disease, to aid State and local boards or otherwise in his discretion, in preventing and suppressing the spread of the same, and in such emergency in the execution of any quarantine laws which may be then in force, **[\$333,650]** \$199,718, including the purchase of newspapers and clippings from newspapers containing information relating to the prevalence of disease and the public health (U.S.C., title 42, secs. 1, 9, 109, 113, 114; U.S.C., Supp. VI, title 42, secs. 9, 109; act Mar. 3, 1933, 47 Stat., p. 1500).

Estimate 1935, **\$199,718**

Appropriated 1934, **\$333,650**

By objects	Obligations		
	Estimate, 1935	Estimate, 1934	Actual, 1933
PERSONAL SERVICES, FIELD			
Professional service:	Posi- Av. tions salary	Posi- Av. tions salary	Posi- Av. tions salary
Grade 5. Acting assistant surgeon.....	4.1 \$4,600	4.6 \$4,600	5.1 \$4,600
Special expert.....	1 5,400	1 5,400	1 5,400
Senior entomologist.....			1 4,600

Preventing the Spread of Epidemic Diseases—Continued.

By objects	Obligations					
	Estimate, 1935		Estimate, 1934		Actual, 1933	
PERSONAL SERVICES, FIELD—continued	Posi- tions	Av. salary	Posi- tions	Av. salary	Posi- tions	Av. salary
Professional service—Continued.						
Grade 4. Entomologist.....	1	\$4,000	1	\$4,000		
Grade 3. Associate bacteriologist.....	3	3,333	2	3,400	1.4	\$3,486
Associate entomologist.....	1	3,600	1	3,600	1	3,600
Acting assistant surgeon.....	2.4	3,500	3	3,456	4.4	3,478
Field expert.....					1	3,200
Grade 2. Acting assistant surgeon.....	0.5	3,000	0.5	3,000	1.5	3,000
Assistant bacteriologist.....	1	2,600			2	2,600
Assistant epidemiologist.....					1	2,700
Chief sanitary inspector.....					1	2,400
Grade 1. Junior entomologist.....					2	2,200
Acting assistant surgeon.....						
Subprofessional service:						
Grade 8. Chief nurse.....	1	2,800	1	2,800	1	2,800
Grade 7. Special nurse.....	4	2,375	4	2,375	9	2,378
Inspector.....	1	2,500	1	2,500	1	2,500
Grade 6. Special nurse.....					1	2,200
Inspector.....	1	2,300	1	2,300	1	2,300
Sanitary inspector.....	1	2,100	1	2,100		
Grade 5. Field assistant.....	2	1,950	1.6	1,950	3	1,900
Bacteriological aide.....	1	1,920	1	1,920	1	1,920
Entomological aide.....	1	1,800	0.7	1,800	1	1,800
Draftsman.....	1	1,800	0.7	1,800		
Laboratorian in bacteriology.....	0.2	1,800	0.2	1,800	0.3	1,800
Inspector.....	1	1,800	1	1,800	0.6	1,800
Grade 4. Inspector.....	4	1,935	4	1,935	5.3	1,920
Laborer.....	1	1,740	1	1,740	1	1,740
Grade 3. Pest exterminator.....	2	1,680	2	1,680	3	1,680
Laboratory attendant.....					1	1,680
Laboratory assistant.....	2	1,500	2	1,500	2	1,500
Sanitary guard.....	4	1,485	3	1,486	3	1,480
Junior sanitary inspector.....					1	1,440
Grade 2. Pest exterminator.....					1	1,440
Laborer.....	2	1,260	2	1,260	4	1,320
Inspector.....	1	1,440	1	1,440	4	1,260
Technical assistant.....					1	1,260
Laboratory attendant.....	6	1,300	3.1	1,333	4	1,320
Trapper.....	1	1,260	1	1,260	1	1,260
Field assistant.....	1	1,500	0.5	1,500	1	1,500
Grade 1. Trapper.....	1	1,080	1	1,080	1.7	1,055
Attendant.....	1	1,020	2	1,020	1.1	1,020
Laboratory attendant.....	1	1,200	0.3	1,200	2	1,110
Clerical, administrative, and fiscal service:						
Grade 10. Sanitary inspector.....					1	3,600
Grade 8. Administrative assistant.....	1	3,100	1	3,100	1	3,100
Grade 5. Stenographer-typist.....	1	2,300	0.5	2,300	1	2,300
Grade 3. Assistant clerk-stenographer.....	1	1,860	1	1,860	1	1,860
Clerk.....	0.9	1,620	0.9	1,620	0.9	1,620
Grade 2. Clerk-typist.....	1	1,440	1	1,440		
Junior stenographer.....	1	1,440	1	1,440	0.6	1,440
Clerk.....	1	1,560	1	1,560	2	1,500
Grade 1. Junior typist.....	1	1,440	1	1,440	1	1,440
Clerk.....	0.1	1,260	0.1	1,260	0.9	1,260
Junior clerk-typist.....	1	1,260	0.6	1,260	1	1,260
Custodial service:						
Grade 4. Attendant.....					2	1,350
Janitor.....	3	1,320	2	1,320	2	1,320
Grade 3. Laborer.....	1	1,260	1	1,260	1	1,260
Grade 2. Rat trapper.....	7	1,080	7	1,080	10	1,080
Attendant.....					4	1,095
Laborer.....	1.5	1,080				
Grade 1. Attendant.....					1	840
Janitor.....					0.3	600
Total permanent field.....	76.7	155,124	67.3	141,420	110.1	219,853
Deduct lapses and administrative furloughs.....		340		9,605		8,089
Net permanent, field.....		154,784		131,815		211,764
Temporary employees, field.....		1,152		2,934		6,302
All personal services, field.....		155,936		134,749		218,066
Deduct subsistence and quarters furnished.....		3,120		3,120		6,220
Deduct legislative reductions.....		152,816		131,629		211,846
01 Personal services (net).....		15,282		20,250		20,477
137,534		111,379		191,369		
OTHER OBLIGATIONS						
02 Supplies and materials.....		24,875		27,663		24,777
03 Subsistence and support of persons.....		1,200		1,200		1,043
04 Storage and care of vehicles.....		108		108		175
05 Communication service.....		2,122		2,625		1,966
06 Travel expenses.....		9,139		12,353		12,443
07 Transportation of things (service).....		2,853		2,803		2,557
08 Printing, engraving, photographing, etc. (service).....		105		105		230
10 Furnishing heat, light, power, water, electricity, etc.....		4,010		2,510		2,505
11 Rents.....		10		810		5,384
12 Repairs and alterations.....		110		110		205
13 Special and miscellaneous current expenses.....		2,880		3,398		3,711
30 Equipment.....		14,772		17,286		21,837
Total other obligations.....		62,184		70,971		76,833
Grand total obligations.....		199,718		182,350		268,202
Estimated savings and unobligated balances.....				151,300		81,798
Total estimate or appropriation.....		199,718		333,650		350,000

Preventing the Spread of Epidemic Diseases—Continued.

By activities or projects	Obligations		
	Estimate, 1935	Estimate, 1934	Actual, 1933
1. Foreign quarantine division.....	\$27,886	\$25,000	\$54,474
2. Domestic quarantine divisions.....	70,598	62,000	108,663
3. Spotted fever.....	76,625	49,000	81,196
4. Psittacosis.....	10,719	9,000	8,044
5. Typhus.....	10,822	9,000	12,824
6. Encephalitis.....	15,000	25,000	
7. Postage and telegrams re epidemic diseases.....	2,150	2,150	1,801
8. Vaccine, vaccine points, and newspaper clippings.....	1,200	1,200	1,200
9. Reserve for emergencies.....			
Total.....	215,000	182,350	268,202
Deduct legislative deductions.....	15,282		
Net total.....	199,718	182,350	268,202

Field Investigations of Public Health—

Field investigations: For investigations of diseases of man and conditions influencing the propagation and spread thereof, including sanitation and sewage, and the pollution of navigable streams and lakes of the United States, including personal service, and including the maintenance, repair, and operation of motor-propelled passenger-carrying vehicles for official use in field work, and not to exceed \$2,250 for the purchase and exchange of motor-propelled passenger-carrying vehicles, **[\$353,564]** \$209,313 (U.S.C., title 42, secs. 1, 7; act Mar. 3, 1933, 47 Stat., p. 1500).

Estimate 1935, \$209,313

Appropriated 1934, \$353,564

By objects	Obligations					
	Estimate, 1935		Estimate, 1934		Actual, 1933	
PERSONAL SERVICES, FIELD	Posi- tions	Av. salary	Posi- tions	Av. salary	Posi- tions	Av. salary
Professional and scientific service:						
Grade 6. Principal chemist.....	1	\$5,600	1	\$5,600	1	\$5,600
Principal statistician.....	0.2	5,600	0.2	5,600	0.2	5,600
Grade 5. Special expert.....	2	5,200	2	5,200	2	5,200
Senior statistician.....	2	4,700	2	4,700	2	4,700
Senior physicist.....	1	4,600	1	4,600	1	4,600
Senior biophysicist.....	1	4,600	1	4,600	2	4,800
Grade 4. Biologist.....	1	4,200	1	4,200	1	4,200
Special expert.....	1	4,200	1	4,200	1	4,200
Statistician.....	1	4,200	1	4,200	1	4,200
Biochemist.....	2	4,000	2	4,000	2	4,000
Milk specialist.....	1	4,000	2	4,000	2	4,000
Physiologist.....	2	4,000	2	4,000	2	4,000
Sanitary engineer.....	1	3,800	1	3,800	1	3,800
Grade 3. Associate milk specialist.....	2	3,250	2	3,250	2	3,250
Associate bacteriologist.....	1	3,200	1	3,200	1	3,200
Associate chemist.....	1	3,200	1	3,200	1	3,200
Assistant statistician.....	0.6	3,200	0.6	3,200	0.6	3,200
Consultant.....	0.5	3,200	0.5	3,200	0.9	3,200
Special expert.....	0.4	3,200	0.4	3,200	0.3	3,200
Grade 2. Assistant milk specialist.....	1	3,000	1	3,000	1	3,000
Technical assistant in sanitary engineering.....					1	3,000
Assistant physicist.....					1	2,800
Assistant biophysicist.....	1	2,600	1	2,600	1	2,600
Assistant chemical engineer.....					1	2,600
Assistant statistician.....	1	2,600	1	2,600	1	2,600
Acting assistant surgeon.....	1	2,500	1	2,500		
Grade 1. Junior bacteriologist.....					1	2,500
Junior biochemist.....			1	2,500	1	2,500
Junior technologist.....			1	2,500	1	2,500
Technical assistant.....	1	2,500	1	2,500		
Technical assistant in sanitary engineering.....	1	2,500	1	2,500	1	2,500
Junior physicist.....	1	2,400	1	2,400	1	2,400
Junior statistician.....	2	2,300	2	2,300	2	2,300
Junior chemist.....	1	2,200	1	2,200	1	2,200
Pharmacological assistant.....					0.5	2,000
Subprofessional service:						
Grade 6. Psychiatric social worker.....	1	2,500	1	2,500	1	2,500
Special nurse.....			1	2,300	1	2,300
Principal occupational therapy aid.....	1	2,100	1	2,100	1	2,100
Grade 5. Laboratory assistant.....	1	2,160	1	2,160	1	2,160
Microscopist.....					1	2,040
Grade 4. Assistant medical technician.....	1	1,740	1	1,740	1	1,740
Assistant scientific aid.....	2	1,680	2	1,680	2	1,680
Scientific assistant.....					1	1,680
Laboratory assistant.....	1	1,620	1	1,620	3	1,760
Grade 3. Surgeon's assistant.....					1	1,800
Assistant office draftsman.....					1	1,620
Laboratory attendant.....	1	1,620	1	1,620	1	1,620
Special nurse.....					1	1,560
Grade 2. Laboratory attendant.....					0.5	1,260
Laboratory attendant.....	5	1,260	5	1,260	8	1,260
Grade 1. Laboratory attendant.....	5	1,044	7	1,037	7	1,037
Clerical, administrative, and fiscal service:						
Grade 5. Senior statistical clerk.....	3	2,266	4	2,200	4	2,200
Senior clerk.....			1	2,000	1	2,000

Field Investigations of Public Health—Continued.

By objects	Obligations					
	Estimate, 1935		Estimate, 1934		Actual, 1933	
	Posi- tions	Av. salary	Posi- tions	Av. salary	Posi- tions	Av. salary
PERSONAL SERVICES, FIELD—continued						
Clerical, administrative, and fiscal service—Continued.						
Grade 4. Clerk.....	1	\$2,160	1	\$2,160	1	\$2,160
Statistical clerk.....	1	2,040	1	2,040	1	2,040
Translator.....	1	1,980	1	1,980	1	1,980
Principal stenographer.....	2	1,980	2	1,980	3	1,980
Clerk-stenographer.....					2.1	1,886
Head typist.....	1	1,800	1	1,800	1	1,800
Grade 3. Senior stenographer.....	3	1,680	3	1,680	4	1,695
Assistant clerk.....	1	1,680	3	1,700	3	1,700
Assistant statistical clerk.....	5	1,680	7	1,680	8	1,680
Clerk.....	1	1,620	1	1,620	1	1,620
Grade 2. Junior clerk.....	1	1,620	1	1,620	1	1,620
Junior clerk-stenographer.....	5	1,512	6	1,520	6.5	1,514
Junior statistical clerk.....					1	1,440
Senior typist.....					1	1,440
Grade 1. Junior typist.....	2	1,290	2	1,320	3	1,300
Custodial service:						
Grade 4. Attendant.....	1	1,380	1	1,380	1	1,380
Filter operator.....	2	1,380	2	1,380	2	1,380
Laboratory attendant.....	3	1,380	3	1,380	3	1,380
Skilled laborer.....	1	1,380	1	1,380	1	1,380
Station engineman.....					1	1,380
Grade 1. Attendant.....	1.5	600	1.5	600	1.8	600
Laboratory attendant.....	1	600	1	600	0.4	600
Special and miscellaneous payments for personal services (part-time and per diem employees):						
Laboratory attendant.....	1	540	1	540	0.4	540
Consultants.....					26	121
Associate milk specialist.....					1	100
Junior biologist.....					1	1
Total permanent, field.....	87.2	200,278	101.2	228,618	151.2	274,114
Deduct lapses and administrative furloughs.....		13,413		41,719		4,395
Net permanent positions, field.....		186,865		186,899		269,719
Temporary employees, field.....						12,879
All personal services, field.....		186,865		186,899		282,598
Deduct legislative reductions.....		18,687		28,035		29,932
01 Personal services (net).....		168,178		158,864		252,666
OTHER OBLIGATIONS						
02 Supplies and materials.....		5,235		5,235		21,718
03 Subsistence and support of persons.....		1,500		1,500		2,500
04 Storage and care of vehicles.....		115		115		1,010
05 Communication service.....		1,595		1,595		1,555
06 Travel expenses.....		19,395		19,395		35,020
07 Transportation of things.....		1,040		1,040		2,875
08 Photographing (service).....		60		60		252
09 Furnishing of light, power, water, and electricity.....		1,820		1,820		1,715
11 Rents.....		1,355		1,355		4,033
12 Repairs.....		555		555		979
13 Special and miscellaneous current expenses.....		685				1,665
30 Equipment.....		7,780		7,781		31,510
Total other obligations.....		41,135		41,136		104,832
Grand total obligations.....		209,313		200,000		357,498
Transferred to Department of Interior.....						+400
Net total obligations.....		209,313		200,000		357,898
Estimated savings and unobligated balances.....				153,564		42,102
Total estimate or appropriation.....		209,313		353,564		400,000
BY ACTIVITIES OR PROJECTS						
1. Cancer investigations.....		29,960		26,000		48,500
2. Child hygiene investigations.....		15,040		12,800		19,026
3. Dental studies.....		2,720		2,500		2,032
4. Dermatoses investigations.....		2,045		1,675		1,616
5. Heart disease studies.....		3,465		3,000		4,893
6. Industrial hygiene and sanitation investigations.....		36,460		32,000		59,384
7. Leprosy investigations.....		2,000		2,000		4,575
8. Malaria investigations.....		19,580		16,775		38,520
9. Milk investigations.....		20,965		19,000		31,831
10. National Institute of Health studies.....		26,945		23,000		40,573
11. Nutrition studies.....		7,940		7,000		11,107
12. Public health methods studies.....		3,355		3,250		3,669
13. Statistical studies.....		19,710		17,700		42,299
14. Stream pollution investigations.....		28,790		24,800		40,088
15. Miscellaneous investigations.....		9,025		8,500		9,385
Total.....		228,000		200,000		357,498
Deduct legislative reductions.....		18,687				
Net total.....		209,313		200,000		357,498

Interstate Quarantine Service—

Interstate quarantine service: For cooperation with State and municipal health authorities in the prevention of the spread of contagious and infectious diseases in interstate traffic, **[\$38,454]** \$35,495 (U.S.C., title 42, sec. 1; act Mar. 3, 1933, 47 Stat., p. 1500).

Estimate 1935, **\$35,495**Appropriated 1934, **\$38,454**

By objects	Obligations					
	Estimate, 1935		Estimate, 1934		Actual, 1933	
	Posi- tions	Av. salary	Posi- tions	Av. salary	Posi- tions	Av. salary
PERSONAL SERVICES, FIELD						
Subprofessional service:						
Grade 6. Sanitary engineering assistant.....	2	\$2,150	2	\$2,150	1	\$2,100
Grade 5. Sanitary engineering assistant.....	2	1,800	2	1,800	2	1,800
Clerical, administrative, and fiscal service:						
Grade 4. Clerk-stenographer.....	2	1,950	2	1,950		
Grade 3. Assistant clerk-stenographer.....	3	1,640	3	1,640	2	1,650
Grade 1. Underclerk-typist.....	1	1,560	1	1,560	1	1,560
Total permanent, field.....	10	18,280	10	18,280	6	10,560
Deduct lapses and administrative furloughs.....		465		465		1,127
Net permanent, field.....		17,815		17,815		9,433
Temporary employees, field.....		50		50		38
All personal services, field.....		17,865		17,865		9,471
Deduct legislative reductions.....		1,787		2,682		971
01 Personal services (net).....		16,078		15,183		8,500
OTHER OBLIGATIONS						
02 Supplies and materials.....		350		350		336
05 Communication service.....		625		625		622
06 Travel expenses.....		17,367		17,367		16,172
07 Transportation of things (service).....		100		100		490
08 Printing and binding.....		200		200		89
10 Furnishing of heat, light, power, water, and electricity.....		50		50		43
11 Rents.....						2,895
12 Repairs and alterations.....		25		25		11
13 Special and miscellaneous current expenses.....						24
30 Equipment.....		700		700		748
Total other obligations.....		19,417		19,417		21,430
Grand total obligations.....		35,495		34,600		29,930
Estimated savings and unobligated balances.....				3,854		9,284
Total estimate or appropriation.....		35,495		38,454		39,214
BY ACTIVITIES OR PROJECTS						
1. Interstate sanitary districts.....		28,320		25,936		23,911
2. Stream sanitation.....		3,362		3,065		1,604
3. Cooperation with States in the interstate spread of disease.....		5,600		5,599		4,415
Total.....		37,282		34,600		29,930
Deduct legislative reduction.....		1,787				
Net total.....		35,495				

Studies of Rural Sanitation, Public Health Service—

Rural sanitation: For special studies of, and demonstration work in, rural sanitation, including personal services, and including the maintenance, repair, and operation of motor-propelled passenger-carrying vehicles for official use in field work, **[\$150,000]** \$25,032: *Provided*, That no part of this appropriation shall be available for demonstration work in rural sanitation in any community unless the State, county, or municipality in which the community is located agrees to pay one-half of the expenses of such demonstration work (U.S.C., title 42, sec. 1; act Mar. 3, 1933, 47 Stat., p. 1500).

Estimate 1935, **\$25,032**Appropriated 1934, **\$150,000**

By objects	Obligations					
	Estimate, 1935		Estimate, 1934		Actual, 1933	
	Posi- tions	Av. salary	Posi- tions	Av. salary	Posi- tions	Av. salary
PERSONAL SERVICES, FIELD						
Professional service:						
Grade 5. Malarialogist.....					1	\$4,000
Clerical, administrative, and fiscal service:						
Grade 6. Principal clerk.....			1	\$2,400	1	2,400
Grade 3. Stenographer-clerk.....			1	1,620	1	1,620
Grade 2. Junior stenographer-clerk.....			1	1,440	4	1,440
Total permanent, field.....			3	5,460	7	13,780

Studies of Rural Sanitation, Public Health Service—Continued.

By objects	Obligations		
	Estimate, 1935	Estimate, 1934	Actual, 1933
PERSONAL SERVICES, FIELD—continued			
Deduct lapses and administrative furloughs.....		\$4, 824	\$1, 260
Net permanent, field.....		636	12, 520
Temporary employees, field.....	\$17, 922	17, 286	220, 392
All personal services, field.....	17, 922	17, 922	232, 912
Deduct legislative reductions.....	65	97	1, 073
01 Personal services (net).....	17, 857	17, 825	231, 839
OTHER OBLIGATIONS			
02 Supplies and materials.....	100	100	174
05 Communication service.....	75	75	152
06 Travel expenses.....	7, 000	7, 000	8, 437
Total other obligations.....	7, 175	7, 175	8, 763
Grand total obligations.....	25, 032	25, 000	240, 602
Estimated savings and unobligated balances.....		125, 000	59, 398
Total estimate or appropriation.....	25, 032	150, 000	300, 000
By ACTIVITIES OR PROJECTS			
1. Salaries and expenses, administrative office.....	7, 175	7, 714	20, 210
2. Cooperative studies and demonstrations in rural sanitation.....	17, 922	17, 286	220, 392
Total.....	25, 097	25, 000	240, 602
Deduct legislative reductions.....	65		
Net total.....	25, 032	25, 000	240, 602

Control of Biologic Products, Public Health Service—

Biologic products: To regulate the propagation and sale of viruses, serums, toxins, and analogous products, including arsphenamine, and for the preparation of curative and diagnostic biologic products, including personal services of reserve commissioned officers and other personnel, **[\$43,900]** \$39,524 (U.S.C., title 42, sec. 1; act Mar. 3, 1933, 47 Stat., p. 1501).

Estimate 1935, **\$39,524**Appropriated 1934, **\$43,900**

By objects	Obligations		
	Estimate, 1935	Estimate, 1934	Actual, 1933
PERSONAL SERVICES, FIELD			
Professional and scientific service:	Posi- Av. tions salary	Posi- Av. tions salary	Posi- Av. tions salary
Grade 5. Senior bacteriologist.....	1.2 \$4, 600	1.2 \$4, 600	0.4 \$4, 600
Grade 2. Assistant pharmacologist.....	1 2, 700	1 2, 700	1 2, 700
Grade 1. Junior bacteriologist.....	1 2, 400	1 2, 400	1 2, 400
Subprofessional service:			
Grade 7. Laboratory assistant.....	1 2, 800	1 2, 800	
Grade 6. Laboratory assistant.....	1 2, 100	1 2, 100	1 2, 100
Grade 5. Laboratory assistant.....	2 1, 860	2 1, 860	2 1, 860
Grade 4. Laboratory attendant.....	1 1, 680	1 1, 680	1 1, 680
Grade 3. Animal breeder.....	1 1, 680	1 1, 680	
Laboratory attendant.....	1 1, 440	1 1, 440	1 1, 440
Grade 2. Laboratory attendant.....	1 1, 440	1 1, 440	2 1, 350
Custodial service:			
Grade 8. Steam electrical engineman.....	1 2, 300	1 2, 300	1 2, 300
Grade 4. Laborer.....	1 1, 380	1 1, 380	1 1, 380
Total permanent, field.....	13.2 29, 160	13.2 29, 160	11.4 22, 260
Deduct lapses and administrative furloughs.....	2, 678	2, 678	680
Net permanent, field.....	26, 482	26, 482	21, 580
Deduct legislative reductions.....	2, 648	3, 972	2, 280
01 Personal services (net).....	23, 834	22, 510	19, 300
OTHER OBLIGATIONS			
02 Supplies and materials.....	5, 756	5, 756	8, 785
06 Travel expenses.....	795	795	795
13 Special and miscellaneous current expenses.....	139	139	139
30 Equipment.....	9, 000	9, 000	11, 080
Total other obligations.....	15, 690	15, 690	20, 799
Grand total obligations.....	39, 524	38, 200	40, 099
Estimated savings and unobligated balances.....		5, 700	5, 901
Total estimate or appropriation.....	39, 524	43, 900	46, 000

Expenses, Division of Venereal Diseases, Public Health Service—

For the maintenance and expenses of the Division of Venereal Diseases, established by sections 3 and 4, Chapter XV, of the Act approved July 9, 1918 (U.S.C., title 42, secs. 24, 25), including personal and other services in the field and in the District of Columbia, **[\$75,000]** \$58,808 of which amount not to exceed **[\$20,000]** \$17,478 may be expended for personal services in the District of Columbia (U.S.C., title 42, secs. 1, 24, 25; act Mar. 3, 1933, 47 Stat., p. 1501).

Estimate 1935, **\$58,808**Appropriated 1934, **\$75,000**

By objects	Obligations		
	Estimate, 1935	Estimate, 1934	Actual, 1933
PERSONAL SERVICES, DEPARTMENTAL			
Clerical, administrative, and fiscal service:	Posi- Av. tions salary	Posi- Av. tions salary	Posi- Av. tions salary
Grade 5. Senior investigating assistant.....	2 \$2, 200	2 \$2, 200	2 \$2, 200
Senior clerk.....	2 2, 200	2 2, 200	2 2, 200
Grade 4. Clerk.....	2 1, 920	2 1, 920	1 1, 860
Principal stenographer.....			1 1, 980
Grade 3. Assistant clerk.....	1 1, 680	1 1, 680	2 1, 680
Senior stenographer.....	2 1, 770	2 1, 770	2 1, 770
Grade 1. Under operator, office devices.....	1 1, 560	1 1, 560	1 1, 560
Custodial service:			
Grade 3. Messenger.....			1 1, 320
Total permanent, departmental.....	10 19, 420	10 19, 420	12 22, 420
PERSONAL SERVICES, FIELD			
Professional service:			
Grade 6. Special consultant.....			1.2 5, 600
Grade 4. Acting assistant surgeon.....	1 3, 800	1 3, 800	1 3, 800
Grade 3. Acting assistant surgeon.....	2 3, 200	2 3, 200	3.1 3, 200
Associate statistician.....	1 3, 300	1 3, 300	1 3, 300
Consulting chemist.....			0.1 3, 200
Lecturer.....	1 3, 200		
Regional consultant.....	1 3, 800	1 3, 800	1 3, 800
Special expert.....			1 3, 500
Grade 2. Attending specialist.....	1 3, 000	1 3, 000	1 3, 000
Assistant chemist.....	1 2, 700	1 2, 700	1 2, 700
Assistant serologist.....	1 2, 700	1 2, 700	1 2, 700
Grade 1. Senior medical technician.....			1 2, 500
Subprofessional service:			
Grade 5. Scientific assistant.....			1 1, 800
Special attendant.....	1 1, 800	1 1, 800	1 1, 800
Clerical, administrative, and fiscal service:			
Grade 3. Clerk.....	3 1, 620	1 1, 620	1 1, 620
Clerk-stenographer.....	1 1, 680	1 1, 680	
Grade 2. Clerk.....	1 1, 440	1 1, 440	1 1, 440
Junior stenographer.....			1 1, 500
Grade 1. Junior clerk.....	1 1, 500	1 1, 500	1 1, 500
Custodial service:			
Grade 4. Attendant.....	1 1, 320	1 1, 320	2 1, 320
Grade 2. Attendant.....	2 1, 140	2 1, 140	2 1, 140
Grade 1. Laborer.....	1 1, 200	1 1, 200	.5 600
Total permanent, field.....	17 38, 540	17 38, 540	22.9 57, 140
Deduct lapses and administrative furlough.....		600	2, 742
Net permanent, field.....	38, 540	37, 940	54, 398
Total, departmental and field.....	57, 960	57, 360	76, 818
Deduct legislative reductions.....	5, 796	8, 604	7, 799
01 Personal services (net).....	52, 164	48, 756	69, 019
OTHER OBLIGATIONS			
02 Supplies and materials.....	3, 000	3, 180	3, 835
05 Communication service.....	120	114	60
06 Travel expenses.....	2, 500	2, 520	4, 596
07 Transportation of things.....	150	150	206
12 Repairs and alterations.....			15
13 Special and miscellaneous current expenses (laundry).....	280	280	
30 Equipment.....	594	1, 000	757
Total other obligations.....	6, 644	7, 244	9, 469
Grand total obligations.....	58, 808	56, 000	78, 488
Estimated savings and unobligated balance.....		19, 000	11, 512
Total estimate or appropriation.....	58, 808	75, 000	90, 000
By ACTIVITIES OR PROJECTS			
1. Office administration.....	6, 720	5, 637	6, 923
2. Educational activities.....	3, 410	2, 474	3, 622
3. Preparation of scientific publications.....	8, 530	7, 250	8, 285
4. Cooperative clinical studies.....	12, 070	10, 292	16, 970
5. Venereal disease clinic, Hot Springs, Ark.....	19, 210	18, 257	18, 686
6. Syphilis research laboratory.....	7, 000	5, 140	7, 716
7. Cooperation with States.....	7, 664	6, 450	7, 600
8. Study of untreated syphilis in the negro.....		500	5, 582
9. Distributing malaria material for treatment of syphilis of the central nervous system.....			3, 104
Total.....	64, 604	56, 000	78, 488
Deduct legislative reductions.....	5, 796		
Net total.....	58, 808	56, 000	78, 488

[Expenses, Division of Mental Hygiene, Public Health Service—]

[Division of Mental Hygiene: For expenses incident to carrying out the provisions of the Act approved June 14, 1930 (U.S.C., Supp. V, title 21, secs. 196–198), and of the Act approved January 19, 1929 (U.S.C., Supp. V, title 21, sec. 225), including personal services in the District of Columbia and elsewhere; freight, transportation, and traveling expenses, and the packing, crating, drayage and transportation of the personal effects of the personnel of the Public Health Service upon permanent change of station; and including field studies and investigations incident to the establishment of narcotic farms; personal services of reserve commissioned officers and pharmacists; scientific and educational supplies; law books, books of reference, newspapers, and periodicals in the District of Columbia and elsewhere; and the furnishing and laundering of uniforms to employees whose duties make necessary the wearing of the same, including white duck coats, trousers, smocks, aprons, caps, and insignia or other devices for identification purposes, \$44,377.]

Division of Mental Hygiene, Public Health Service—

For carrying out the provisions of section 4 of the Act of June 14, 1930 (U.S.C., Supp. VI, title 21, secs. 196 and 225); for maintenance and operation of the Narcotic Farm, Lexington, Kentucky, in accordance with the provisions of the Act of January 19, 1929 (U.S.C., Supp. VI, title 21, secs. 221–237), including personal services in the District of Columbia and elsewhere; traveling expenses; necessary supplies and equipment; subsistence and care of inmates; expenses incurred in pursuing and identifying escaped inmates and of interment or transporting remains of deceased inmates; purchase and exchange of farm products and livestock; law books, books of reference, newspapers and periodicals; furnishing and laundering of uniforms and other distinctive wearing apparel necessary for employees in the performance of their official duties; tobacco for inmates; purchase and exchange, not to exceed \$7,700, and maintenance, operation, and repair of motor-propelled passenger-carrying vehicles, \$492,776 (U.S.C., Supp. VI, title 21, secs. 196, 225, 221–237; Act Mar. 3, 1933, 47 Stat., p. 1501).

Estimate 1935, \$492,776

Appropriated 1934, \$44,377

By objects	Obligations			
	Estimate, 1935	Estimate, 1934	Actual, 1933	
PERSONAL SERVICES, DEPARTMENTAL				
Professional service:				
Grade 3. Statistician			1	\$3,200
Grade 2. Law clerk	1	\$2,600	1	2,600
Clerical, administrative, and fiscal service:				
Grade 6. Principal clerk	1	2,300	1	2,300
Grade 4. Clerk-stenographer (secretarial)	1	1,800	1	1,800
Voucher audit clerk	1	1,800		
Grade 3. Clerk-stenographer (statistical)	1	1,620	1	1,620
Clerk-stenographer	1	1,620	1	1,620
Assistant clerk-stenographer	1	1,620		
Personnel clerk	1	1,620		
Grade 2. Junior clerk-stenographer	2	1,440	2	1,440
Junior clerk-stenographer (statistical)	1	1,440	1	1,440
Junior clerk-typist (statistical)	1	1,440	1	1,440
Total permanent, departmental	12	20,740	9	18,900
Deduct lapses and administrative furloughs		4,060		
Net permanent, departmental		16,680		18,900
PERSONAL SERVICES, FIELD				
Commissioned medical officers (Reserve Corps) (active duty):				
Passed assistant surgeon (reserve)	1	4,038		
Assistant surgeon (reserve)			1	3,258
Assistant surgeon (reserve)			1	3,158
Professional service:				
Grade 6. Consultant in surgery	0.1	5,600		
Consultant in roentgenology	0.1	5,600		
Consultant in eye, ear, nose, and throat	0.1	5,600		
Consultant in urology	0.1	5,600		
Veterinarian	0.1	5,600		
Grade 4. Chemist (biological)	1	3,800	1	3,800
Grade 3. Psychologist	1	3,200		
Superintendent of mechanical and maintenance service	1	3,200		
Superintendent of farm	1	3,200		
Acting assistant surgeon (eye, ear, nose and throat)			1	3,200
Grade 2. Assistant psychologist	1	2,600	1	2,600
Grade 1. Pharmacist	1	2,000		
Subprofessional service:				
Grade 8. Chief nurse	1	2,733	1	2,700
Grade 6. Head nurse	1	2,100		
Grade 5. Staff nurse	8	1,920	2	1,920
Physical director	1	1,800		
Music and band instructor	1	1,800		
Librarian	1	1,800		

Division of Mental Hygiene, Public Health Service—Continued.

By objects	Obligations			
	Estimate, 1935	Estimate, 1934	Actual, 1933	
PERSONAL SERVICES, FIELD—continued				
Subprofessional service—Continued.				
Grade 5. Medical technician	1	\$1,800		
Physiotherapy aid	1	1,800		
Senior dental hygienist	1	1,800		
Grade 4. Assistant medical technician	1	1,620		
Assistant dental technician	1	1,620		
Dental interne	2	1,620	1	\$1,620
Medical interne	2	1,620	2	1,620
Guard attendant	100	1,620		
Clerical, administrative, and fiscal service:				
Grade 8. Chief clerk (administrative assistant)	1	2,900		
Grade 7. Material officer	1	2,600		
Grade 6. Principal stock clerk (storekeeper)	1	2,300		
Registrar	1	2,300		
Administrative assistant	1	2,300	1	2,300
Grade 4. Clerk-stenographer (secretarial)	1	1,800		
Clerk-bookkeeper	1	1,800		
Grade 3. Assistant clerk-bookkeeper	1	1,620		
Clerk-stenographer	1	1,620		
Assistant stock clerk	1	1,620		
Voucher and fiscal clerk-stenographer	1	1,620		
Clinical clerk-stenographer	1	1,620		
Grade 2. Junior clerk-stenographer	6	1,440		
Grade 1. Junior file clerk	1	1,260		
Custodial service:				
Grade 10. Chief supervising guardian	1	2,600		
Grade 9. Chief cook (dietitian)	1	2,300		
Assistant supervising guardian	3	2,300		
Grade 8. Chief engineer	1	2,000		
Supervising guardian	3	2,000		
Head meat cutter	1	2,000		
Grade 7. Transfer guardian	2	1,860		
Master tailor	1	1,860		
Assistant chief engineer	1	1,860		
Master cabinetmaker	1	1,860		
Chief laundryman	1	1,860		
Grade 6. Cook	1	1,680		
Baker	1	1,680		
Head barber	1	1,680		
Grade 5. Plumber and steamfitter	1	1,500		
Electrician	1	1,500		
Painter and glazier	1	1,500		
General mechanic and blacksmith	1	1,500		
General carpenter	1	1,500		
Farmer	1	1,500		
Assistant butcher, canner, and handy man	1	1,500		
Cabinetmaker	1	1,500		
Gardener	1	1,320		
Grade 4. Dairyman	1	1,320		
Swineherd and poultryman	1	1,320		
Laundry foreman	1	1,320		
Linen room attendant	1	1,320		
Grade 3. Tractor driver and chauffeur	1	1,200		
Automobile mechanic and chauffeur	1	1,200		
Chauffeur	4	1,200		
Fireman and tender	5	1,080		
Grade 2. Dining room attendant	10	1,080		
Laundry assessor-attendant	1	1,080		
Bathroom attendant	2	1,080		
Clothing room attendant	1	1,080		
Total permanent, field	205.5	346,671	9	20,100
Deduct lapses and administrative furloughs		280,186		433
Net permanent, field		66,485		19,667
Total, departmental and field		83,165		35,367
Deduct subsistence and quarters furnished		10,927		
		72,238		35,367
Deduct legislative reductions		7,224		5,305
		65,014		30,062
01 Personal services (net)				39,605
OTHER OBLIGATIONS				
02 Supplies and materials		59,533	200	459
05 Communication service		625	38	37
06 Travel expenses		47,573	1,600	1,574
07 Transportation of things		7,500	100	17
10 Heat, light, power, and water		5,696		
12 Repairs and alterations		2,762		
13 Special and miscellaneous current expenses		2,347		
22 Gratuities		1,726		
30 Equipment		300,000	200	318
Total other obligations		427,762	2,138	2,405
Net total obligations		492,776	32,200	42,010
Estimated savings and unobligated balances			12,177	6,205
Total estimate or appropriation		492,776	44,377	48,215

Division of Mental Hygiene, Public Health Service—Continued.

By activities or projects	Obligations		
	Estimate, 1935	Estimate, 1934	Actual, 1933
Office administration.....	\$9,580	\$7,310	\$7,740
2. Studies and investigations of the abusive use of narcotic drugs, and the quantities of such drugs necessary to supply the normal and emergency medicinal and scientific requirements of the United States.....	10,538	3,825	6,901
3. Studies and investigations of the nature of drug addiction and the best methods of treatment and rehabilitation of persons addicted to the use of habit-forming drugs; and the supervising and furnishing of the medical service at the United States Penitentiary Annex, Fort Leavenworth, Kans.....	14,087	18,855	25,029
4. Studies of legal aspects of mental hygiene and drug addiction.....	2,600	2,210	2,340
5. Initial equipment for the first United States Narcotic Farm, Lexington, Ky. (nonrecurring item).....	300,000		
6. Administration and operation of narcotic farm, Lexington, Ky.....	163,195		
Total.....	500,000	32,200	42,010
Deduct legislative reduction.....	7,224		
Net total.....	492,776	32,200	42,010

Educational Exhibits, Public Health Service—

Educational exhibits: For the preparation of public-health exhibits designed to demonstrate the cause, prevalence, methods of spread, and measures for preventing diseases dangerous to the public health, including personal services and the cost of acquiring, transporting, and displaying exhibit material, **[\$1,500] \$1,000** (*U.S.C., title 42, secs. 1, 93; act Mar. 3, 1933, 47 Stat., p. 1501*).

Estimate 1935, **\$1,000**Appropriated 1934, **\$1,500**

By objects	Obligations		
	Estimate, 1935	Estimate, 1934	Actual, 1933
02 Supplies and materials.....	\$550	\$550	\$764
07 Transportation of things (service).....	250	250	250
08 Photographing and photographs and prints.....	200	200	400
Total obligations.....	1,000	1,000	1,414
Estimated savings and unobligated balances.....		500	86
Total estimate or appropriation.....	1,000	1,500	1,500

National Industrial Recovery, Public Health Service—

By objects	Obligations		
	Estimate, 1935	Estimate, 1934	Actual, 1933
<i>Repairs to buildings</i>			
12 Repairs and alterations.....		\$479,490	
Received by transfer from Federal Emergency Administration of Public Works.....		—479,490	
Total estimate or appropriation.....			
<i>Hamilton (Mont.) Public Health Laboratory</i>			
32 Structures and parts.....		35,100	
Received by transfer from Federal Emergency Administration of Public Works.....		—35,100	
Total estimate or appropriation.....			
<i>Quarantine Service</i>			
12 Repairs and alterations.....			\$26,356
30 Equipment.....		401,350	17,438
Total obligations.....		401,350	43,794
Unobligated balance.....			144
1934 appropriation available in 1933.....		401,350	43,938
		43,938	—43,938
		445,288	
Received by transfer from Federal Emergency Administration of Public Works.....		—445,288	
Total estimate or appropriation.....			

National Industrial Recovery, Public Health Service—Continued.

By objects	Obligations		
	Estimate, 1935	Estimate, 1934	Actual, 1933
<i>Buildings and structures</i>			
30 Structures and parts.....		\$182,250	
Received by transfer from Federal Emergency Administration of Public Works.....		—182,250	
Total estimate or appropriation.....			

Total, Public Health Service, annual appropriations, general fund:

Estimate 1935, **\$8,894,296**Appropriated 1934, **\$10,386,328****BUREAU OF THE MINT***Salaries, Office of Director of the Mint—*

Salaries: For the Director of the Mint and other personal services in the District of Columbia, **[\$34,742] \$33,156** (*U.S.C., title 31, secs. 251–254; act Mar. 3, 1933, 47 Stat., p. 1501*).

Estimate 1935, **\$33,156**Appropriated 1934, **\$34,742**

By objects	Obligations					
	Estimate, 1935		Estimate, 1934		Actual, 1933	
PERSONAL SERVICES, DEPARTMENTAL	Posi- tions	Av. salary	Posi- tions	Av. salary	Posi- tions	Av. salary
Clerical, administrative, and fiscal service:						
Grade 15. Executive officer.....	1	\$8,000	1	\$8,000	1	\$8,000
Grade 12. Head administrative officer.....	1	4,800	1	4,800	1	4,800
Grade 10. Senior administrative officer.....	1	4,000	1	4,000	1	4,000
Grade 6. Principal clerk.....	2	2,600	2	2,600	2	2,600
Grade 5. Clerk stenographer.....	2	2,000	2	2,000	1	2,000
Grade 3. Assistant clerk.....	1	1,800	1	1,800	1	1,800
Grade 2. Junior clerk.....	1	1,740	1	1,740	1	1,740
Grade 1. Under clerk.....					1	1,620
Professional and scientific service:						
Grade 4. Scientist.....	1	3,800	1	3,800	1	3,800
Subprofessional service:						
Grade 6. Senior scientific aid.....	1	2,000	1	2,000	1	2,000
Grade 3. Junior scientific aid.....					1	1,440
Custodial service:						
Grade 3. Messenger.....	1	1,500	1	1,500	1	1,500
Total permanent, departmental.....	12	36,840	12	36,840	13	37,900
Deduct lapses and administrative furloughs.....						21
Deduct legislative reductions.....		3,684		5,526		3,851
01 Personal services (net).....		33,156		31,314		34,028
Estimated savings and unobligated balances.....				3,428		3,872
Total estimate or appropriation.....		33,156		34,742		37,900

Transportation of Bullion and Coin, Mints and Assay Offices—

For transportation of bullion and coin, by registered mail or otherwise, between mints and assay offices, **\$6,000** (*act Mar. 3, 1933, 47 Stat., p. 1501*).

Estimate 1935, **\$6,000**Appropriated 1934, **\$6,000**

By objects	Obligations		
	Estimate, 1935	Estimate, 1934	Actual, 1933
07 Transportation of things.....	\$6,000	\$3,000	\$3,660
Estimated savings and unobligated balances.....		3,000	340
Total estimate or appropriation.....	6,000	6,000	4,000

Contingent Expenses, Office of Director of the Mint—

For contingent expenses of the Bureau of the Mint, to be expended under the direction of the director: For assay laboratory chemicals, fuel, materials, balances, weights, and other necessities including books, periodicals, specimens of coins, ores, and incidentals, **[\$700] \$600**.

Est. 1935, **\$600**App. 1934, **\$700**

For examination of mints, expense in visiting mints for the purpose of superintending the annual settlements, and for special examinations and for the collection of statistics relative to the annual production and consumption of the precious metals in the United States, **[\$5,400]** \$4,700 (*act Mar. 3, 1933, 47 stat., p. 1501*).

Est. 1935, \$4,700

App. 1934, \$5,400

Total, contingent expenses, Office of Director of the Mint:

Estimate 1935, **\$5,300**Appropriated 1934, **\$6,100**

By objects	Obligations		
	Estimate, 1935	Estimate, 1934	Actual, 1933
02 Supplies and materials.....	\$230	\$270	\$254
05 Communication service.....	150	150	151
06 Travel.....	4,700	4,700	3,519
08 Printing, photographing, etc.....	20	18	16
12 Repairs and alterations.....	100	100	100
30 Equipment.....	100	150	129
Total obligations.....	5,300	5,388	4,069
Estimated savings and unobligated balances.....		712	2,231
Total estimate or appropriation.....	5,300	6,100	6,300

Salaries and Expenses, Mints and Assay Offices—

For compensation of officers and employees of the mints at Philadelphia, Pennsylvania, San Francisco, California, Denver, Colorado, and New Orleans, Louisiana, and assay offices at New York, New York, and Seattle, Washington, and for incidental and contingent expenses, including traveling expenses, new machinery, and repairs, cases and enameling for medals manufactured, net wastage in melting and refining and in coining departments, loss on sale of sweeps arising from the treatment of bullion and the manufacture of coins, not to exceed \$500 for the expenses of the annual assay commission, and not exceeding \$1,000 in value of specimen coins and ores for the cabinet of the mint at Philadelphia, **[\$1,250,000]** \$1,064,103 (*U.S.C., title 31, secs. 261-287; act Mar. 3, 1933, 47 Stat., pp. 1501-1502*).

Estimate 1935, **\$1,064,103**Appropriated 1934, **\$1,250,000**

By objects	Obligations		
	Estimate, 1935	Estimate, 1934	Actual, 1933
PERSONAL SERVICES, FIELD			
Professional service:			
Grade 5. Scientist.....	9 \$4,711	9 \$4,711	9 \$4,711
Grade 3. Associate scientist.....	4 3,225	4 3,225	4 3,225
Grade 2. Assistant scientist.....	8 2,750	8 2,750	8 2,750
Grade 1. Junior scientist.....	3 2,267	3 2,267	7 2,117
Subprofessional service:			
Grade 7. Principal scientific aid.....	2 2,504	2 2,504	2 2,504
Grade 6. Senior scientific aid.....	10 2,292	10 2,292	10 2,292
Grade 5. Scientific aid.....	2 1,923	2 1,923	2 1,923
Clerical, administrative, and fiscal service:			
Grade 13. Chief administrator.....	4 5,900	4 5,900	4 5,900
Grade 12. Head administrative officer.....	7 4,743	7 4,743	7 4,743
Grade 9. Senior administrative assistant.....	4 3,350	4 3,350	4 3,350
Grade 8. Associate administrative assistant.....	5 3,060	5 3,060	5 3,060
Grade 7. Assistant administrative assistant.....	9 2,756	9 2,756	9 2,756
Grade 6. Principal clerk.....	15 2,455	15 2,455	17 2,431
Grade 5. Senior clerk.....	13 2,267	13 2,267	15 2,251
Grade 4. Clerk.....	16 1,955	16 1,955	17 1,942
Grade 3. Assistant clerk.....	9 1,767	9 1,767	9 1,767
Grade 2. Junior clerk.....	1 1,440	1 1,440	1 1,440
Grade 1. Under clerk.....	1 1,560	1 1,560	1 1,560
Custodial service:			
Grade 9. Chief custodian.....	1 2,900	1 2,900	1 2,900
Grade 8. Principal custodian.....	2 2,150	2 2,150	2 2,150
Grade 6. Head guard.....	1 1,920	1 1,920	1 1,920
Grade 5. Principal guard.....	18 1,677	18 1,677	14 1,676
Telephone operator.....	1 1,740	1 1,740	1 1,740
Skilled laborer.....	2 1,690	2 1,690	2 1,690
Grade 4. Senior guard.....	22 1,394	22 1,394	23 1,392
Telephone operator.....	1 1,553	1 1,553	1 1,553
Skilled laborer.....	7 1,530	7 1,530	7 1,530
Grade 3. Guard.....	16 1,380	16 1,380	14 1,380
Telephone operator.....	2 1,350	2 1,350	2 1,350
Elevator conductor.....	1 1,500	1 1,500	1 1,500
Unskilled laborer.....	7 1,503	7 1,503	7 1,503
Grade 2. Messenger.....	1 1,260	1 1,260	1 1,260
Unskilled laborer.....	0 0	0 0	1 1,080
Charwoman.....	3 1,140	3 1,140	4 1,140
Grade 1. Charwoman.....	3 782	3 782	3 782

Salaries and Expenses, Mints and Assay Offices—Continued.

By objects	Obligations					
	Estimate, 1935		Estimate, 1934		Actual, 1933	
PERSONAL SERVICES, FIELD—continued	Posi- tions	Av. salary	Posi- tions	Av. salary	Posi- tions	Av. salary
Unclassified service (\$4.60–\$8.62 per diem):						
Foreman.....	36	\$2,393	36	\$2,393	38	\$2,401
Assistant foreman.....	8	2,363	8	2,363	8	2,363
Mechanic.....	53	2,249	52	2,249	57	2,236
Mechanic's helper.....	3	1,738	3	1,738	5	1,583
Refiner.....	31	1,896	25	1,896	25	1,896
Machine operator.....	114	2,088	112	2,088	122	2,065
Machine attendant.....	74	1,784	74	1,784	75	1,781
Skilled workman.....	3	1,920	3	1,920	3	1,920
Total permanent, field.....	532		523		549	
Deduct lapses and administrative furloughs.....	1,142,512		1,124,711		1,175,924	
	40,042		48,237		27,536	
Net permanent, field.....	1,102,470		1,076,474		1,148,388	
Temporary employees and overtime.....	6,500		6,500		7,361	
All personal services, field.....	1,108,970		1,082,974		1,155,749	
Deduct subsistence and quarters furnished.....					396	
	1,108,970		1,082,974		1,155,353	
Deduct legislative reductions.....	110,897		168,706		115,695	
Total cash paid salaries and wages.....	998,073		914,268		1,039,658	
Deduct amount included in objects below.....	74,000		74,000		92,410	
01 Personal services (net).....	924,073		840,268		947,248	
OTHER OBLIGATIONS						
02 Supplies and materials.....	75,000		60,000		60,594	
03 Subsistence and support of persons.....	20		20		17	
05 Communication service.....	3,000		3,000		2,867	
06 Travel expense.....	1,003		1,000		659	
07 Transportation of things.....	2,000		2,000		1,962	
08 Printing and binding (photos, etc.).....	10		10		9	
10 Furnishing of heat, light, power, water, and electric service.....	43,000		41,000		41,308	
12 Repairs and alterations.....	70,000		70,000		80,330	
13 Special and miscellaneous expense.....	8,000		7,000		7,042	
30 Equipment.....	14,000		12,000		20,133	
33 Stores purchased for resale.....	4,000		4,000		4,275	
Total, other obligations.....	220,030		200,030		219,196	
Grand total, obligations.....	1,144,103		1,040,298		1,166,444	
Deduct receivable amounts for work per- formed and services for others.....	80,000		80,000		71,584	
Net total obligations.....	1,064,103		960,298		1,094,860	
Estimated savings and unobligated balances.....			289,702		244,810	
Total estimate or appropriation.....	1,064,103		1,250,000		1,339,670	
BY PROJECTS						
Coinage mints:						
1. Philadelphia.....	502,811		430,581		480,086	
2. San Francisco.....	217,134		183,014		203,527	
3. Denver.....	173,474		152,574		167,166	
Assay offices:						
4. New York.....	331,763		248,442		265,817	
5. Seattle.....	21,040		18,200		19,653	
6. Boise.....					7,311	
7. Helena.....					5,841	
8. Salt Lake City.....					3,854	
9. Carson City.....					5,645	
10. Mint at New Orleans (operated as an assay office).....	8,778		7,487		7,544	
Total.....	1,255,000		1,040,298		1,166,444	
Deduct legislative deductions.....	110,897					
Net total.....	1,144,103		1,040,298		1,166,444	

Total, Bureau of the Mint, annual appropriations, general fund:

Estimate 1935, **\$1,108,559**Appropriated 1934, **\$1,296,842**

OFFICE OF SUPERVISING ARCHITECT

PUBLIC BUILDINGS, CONSTRUCTION AND RENT

Sites and Construction, Public Buildings, Act May 25, 1926, as Amended—

For commencement, continuation, or completion of construction in connection with any or all projects authorized under the provisions of sections 3 and 5 of the Public Buildings Act, approved

May 25, 1926 (U.S.C., Supp. [V.] VI, title 40, secs. 343-345), and the Acts amendatory thereof approved February 24, 1928 (U.S.C., Supp. [V.] VI, title 40, sec. 345) and March 31, 1930 (U.S.C., Supp. [IV.] VI, title 40, secs. 341-349), within the respective limits of cost fixed for such projects, **[\$50,000,000]** **\$13,500,000**: *Provided*, That no part of this appropriation shall be used for work on the building for the Coast Guard or some other Government activity (Apex Building), authorized by Act of March 4, 1931 (46 Stat., p. 1605) (U.S.C., Supp. VI, title 40, secs. 341-350; act Mar. 3, 1933, 47 Stat., p. 1502).

Estimate 1935, **\$13,500,000** Appropriated 1934, **\$50,000,000**

By objects	Obligations		
	Estimate, 1935	Estimate, 1934	Actual, 1933
12 Repairs and alterations.....			\$4,580,138
31 Lands and interest in lands (sites).....			2,786,204
32 Structures and parts (buildings).....			71,347,488
Total obligations.....			78,693,830
Deduct unexpended balance from prior years or add deficiency.....	-\$60,360	\$13,439,640	92,523,435
Add amount sent to surplus fund.....			9,300
Transferred to office appropriations:			
Salaries, Office of Supervising Architect.....	\$33,830		
General expenses of public buildings.....	79,000		
Rent of temporary quarters, public buildings.....	45,000		
Transferred to Bureau of Standards.....			157,830
Amount to be transferred to Bureau of Standards to be off-set by cancellation of allotments:			55,245
Fiscal year 1934.....	\$50,000		
Fiscal year 1935.....	25,000		
Total.....	75,000		
1935 and 1934 appropriations obligated in 1933.....	13,500,000	50,000,000	
Deduct amount of appropriation for 1 year set up in prior year.....		-13,500,000	-50,000,000
Balance or indicated deficiency.....	60,360	60,360	-13,439,640
Total estimate or appropriation.....	13,500,000	50,000,000	108,000,000

Emergency Construction of Public Buildings, Act July 21, 1932—

By objects	Obligations		
	Estimate, 1935	Estimate, 1934	Actual, 1933
12 Repairs and alterations.....			
31 Lands and interests in lands (sites).....			\$5,330,109
32 Structures and parts (buildings).....			151,411
Total obligations.....			5,481,520
Deduct unobligated balance from prior years.....	-\$1,113,039	-\$1,335,039	
Add amount transferred to "Emergency conservation fund".....			92,875,200
Transferred to—			
"Salaries, Office of Supervising Architect", \$34,033; "General expenses of public buildings", \$264,208; "Rent of temporary quarters, public buildings", \$10,000.....			308,241
Add contemplated transfer to "Outside professional services, public buildings".....		222,000	
Estimated savings and unobligated balances.....	1,113,039	1,113,039	1,335,039
Total estimate or appropriation.....			100,000,000

MISCELLANEOUS PUBLIC BUILDING PROJECTS

Narcotic Farm, Lexington, Ky.—

Lexington, Kentucky, Narcotic Farm: For [continuation, **\$1,300,000**] completion, **\$614,615** (act Mar. 3, 1933, 47 Stat., p. 1502).

Estimate 1935, **\$614,615** Appropriated 1934, **\$1,300,000**

National Institute of Health Building, Washington, D.C.—

National Institute of Health Building, Washington, District of Columbia: For [continuation, **\$400,000**] completion, **\$50,000** (act Mar. 3, 1933, 47 Stat., p. 1502).

Estimate 1935, **\$50,000** Appropriated 1934, **\$400,000**

Post Office, Washington, D.C.—

Washington, District of Columbia, Post-Office Building: For continuation of extension, **\$600,000** **\$335,000** (act Mar. 3, 1933, 47 Stat., p. 1502).

Estimate 1935, **\$335,000** Appropriated 1934, **\$600,000**

Central Heating Plant for Public Buildings, Washington, D.C.—

[Washington, District of Columbia, central heating plant: The authorization contained in the Second Deficiency Act, fiscal year 1931, approved March 4, 1931, is hereby amended so as to include the Pan American Union Buildings, old and new, and the American Red Cross Building: *Provided*, That the Pan American Union and the American Red Cross agree (a) to reimburse the United States for the cost of connecting such buildings with the Government mains, and (b) to pay for heat furnished at such rates, not less than cost, as may be determined by the Secretary of the Treasury] (act Mar. 3, 1933, 47 Stat., p. 1502).

By objects	Obligations		
	Estimate, 1935	Estimate, 1934	Actual, 1933
12 Repairs and alterations.....		\$175,000	\$532,600
31 Lands and interests in lands (sites).....			9,000,000
32 Structures and parts (buildings).....		222,454	3,044,158
Grand total obligations.....		397,454	12,576,758
Deduct unexpended balance from prior years or add deficiency.....	\$7,945,071	8,547,232	-1,831,281
Add amount sent to surplus fund.....			101,755
1935 and 1934 appropriations obligated in prior years.....	999,615	2,300,000	
Deduct amount of appropriation for 1 year set up in prior year.....		-999,615	-2,300,000
Balance or indicated deficiency.....	-7,945,071	-7,945,071	-8,547,232
Total estimate or appropriation.....	999,615	2,300,000	

Total, miscellaneous public building projects, annual appropriations, general fund:

Estimate 1935, **\$999,615** Appropriated 1934, **\$2,300,000**

Rent of Temporary Quarters, Public Buildings—

[Rent of temporary quarters: For rent of temporary quarters and alterations of same for the accommodation of Government officials and moving expenses incident thereto, and the Secretary of the Treasury is hereby authorized to enter into leases for this purpose for periods not exceeding three years, **\$900,000**] (act Mar. 3, 1933, 47 Stat., p. 1502).

Appropriated 1934, **\$900,000**

By objects	Obligations		
	Estimate, 1935	Estimate, 1934	Actual, 1933
11 Rent of buildings and structures.....		\$500,000	\$1,120,000
Deduct amount transferred from—			
"Sites and construction, etc.".....	\$45,000		
"Emergency construction, etc.".....	10,000		
Estimated savings and unobligated balances.....		400,000	-55,000
Total estimate or appropriation.....		900,000	1,065,000

¹ \$165,000 appropriated in Second Deficiency Act, fiscal year 1933, included.

Total, public buildings, construction and rent, annual appropriations, general fund:

Estimate 1935, **\$14,499,615** Appropriated 1934 **\$53,230,000**

PUBLIC BUILDINGS, REPAIRS, EQUIPMENT, AND GENERAL EXPENSES

Repairs and Preservation of Public Buildings—

Repairs and preservation: For repairs and preservation of all completed and occupied public buildings and the grounds thereof under the control of the Treasury Department, and for wire partitions and fly screens therefor; Government wharves and piers under the control of the Treasury Department, together with the necessary dredging adjacent thereto; care of vacant sites under the control of the Treasury Department, such as necessary fences, filling dangerous holes, cutting grass and weeds, but not for any permanent improvements thereon; repairs and preservation of buildings not reserved by vendors on sites under the control of the Treasury Department acquired for public buildings or the enlargement of public buildings, the expenditures on this account for the current fiscal year not to exceed 15 per centum of the annual rental of such buildings: *Provided*, That of the sum herein appropriated not exceeding **[\$200,000]** **\$100,000** may be used for the repair and

preservation of marine hospitals, the national leprosarium, and quarantine stations (including Marcus Hook) and completed and occupied outbuildings (including wire partitions and fly screens for same), and not exceeding \$24,000 for the Treasury, Treasury Annex, Liberty Loan, and Auditors' Buildings in the District of Columbia: *Provided further*, That this sum shall not be available for the payment of personal services except for work done by contract or for temporary job labor under exigency not exceeding at one time the sum of \$100 at any one building, **[\$850,000] \$650,000** (act Mar. 3, 1933, 47 Stat., pp. 1502-1503).

Estimate 1935, **\$650,000**Appropriated 1934, **\$850,000**

By objects	Obligations		
	Estimate, 1935	Estimate, 1934	Actual, 1933
<i>General</i>			
07 Transportation of things.....	\$2, 000	\$2, 000	\$1, 782
10 Water for fire protection.....	3, 000	3, 000	2, 651
12 Repairs and alterations.....	504, 000	356, 000	296, 946
30 Equipment.....	13, 000	11, 000	9, 825
32 Structures and parts.....	4, 000	4, 000	2, 939
Total.....	526, 000	376, 000	314, 143
<i>Marine hospitals and quarantine stations</i>			
07 Transportation of things.....	1, 500	2, 500	3, 053
12 Repairs and alterations.....	92, 000	84, 500	87, 345
30 Equipment.....	2, 000	4, 000	4, 594
32 Structures and parts.....	4, 500	9, 000	11, 238
Total.....	100, 000	100, 000	106, 230
<i>Treasury, Treasury Annex, Liberty Loan, and Auditors' Buildings</i>			
12 Repairs and alterations.....	21, 000	21, 000	19, 974
32 Structures and parts.....	3, 000	3, 000	2, 650
Total.....	24, 000	24, 000	22, 624
Net total obligations.....	650, 000	500, 000	442, 998
Estimated savings and unobligated balances.....		350, 000	32, 002
Total estimate or appropriation.....	650, 000	850, 000	475, 000

Mechanical Equipment for Public Buildings—

Mechanical equipment: For installation and repair of mechanical equipment in all completed and occupied public buildings under the control of the Treasury Department, including heating, hoisting, plumbing, gas piping, ventilating, vacuum cleaning, and refrigerating apparatus, electric-light plants, meters, interior pneumatic tube and intercommunicating telephone systems, conduit, wiring, call bell and signal systems, platform scales, and for maintenance and repair of tower clocks; for installation and repair of mechanical equipment, for any of the foregoing items, in buildings not reserved by vendors on sites under the control of the Treasury Department acquired for public buildings or the enlargements of public buildings, the total expenditures on this account for the current fiscal year not to exceed 10 per centum of the annual rentals of such buildings: *Provided*, That of the sum herein appropriated, not exceeding **[\$125,000] \$90,000** may be used for the installation and repair of mechanical equipment in marine hospitals, the national leprosarium, and quarantine stations (including Marcus Hook), and not exceeding **[\$338,000] \$25,000** for the Treasury, Treasury Annex, Liberty Loan, and Auditors' Buildings in the District of Columbia, but not including the generating plant and its maintenance in the Auditors' Building, and not exceeding \$10,000 for changes in, maintenance of, and repairs to the pneumatic-tube systems in New York City installed under franchise of the city of New York approved June 29, 1909, and June 11, 1928, and the payment of any obligations arising thereunder, in accordance with the authority of the Acts approved August 5, 1909 (36 Stat., p. 120), and May 15, 1928 (45 Stat., p. 533), authorizing the Secretary of the Treasury to enter into contracts with the city of New York to abide by the terms, conditions, and requirements of said franchises: *Provided further*, That this sum shall not be available for the payment of personal services except for work done by contract, or for temporary job labor under exigency not exceeding at one time the sum of \$100 at any one building **[\$700,000] \$500,000** (act Mar. 3, 1933, 47 Stat., p. 1503).

Estimate 1935, **\$500,000**Appropriated 1934, **\$700,000**

Mechanical Equipment for Public Buildings—Continued.

By objects	Obligations		
	Estimate, 1935	Estimate, 1934	Actual, 1933
<i>General</i>			
07 Transportation of things.....	\$1, 000	\$1, 000	\$640
12 Repairs and alterations.....	263, 000	263, 000	247, 175
13 Special and miscellaneous current expenses.....	1, 000	1, 000	858
30 Equipment.....	110, 000	110, 000	103, 083
Total.....	375, 000	375, 000	351, 756
<i>Marine hospitals and quarantine stations</i>			
07 Transportation of things.....	3, 000	3, 000	2, 979
12 Repairs and alterations.....	77, 000	77, 000	75, 263
13 Special and miscellaneous current expenses.....	1, 000	1, 000	-----
30 Equipment.....	9, 000	9, 000	7, 293
Total.....	90, 000	90, 000	85, 535
<i>Treasury, Treasury Annex, Liberty Loan, and Auditors' Buildings</i>			
12 Repairs and alterations.....	23, 000	23, 000	27, 079
13 Special and miscellaneous current expenses.....	-----	-----	-----
30 Equipment.....	2, 000	2, 000	3, 606
Total.....	25, 000	25, 000	30, 685
<i>Pneumatic tube service, New York, N.Y.</i>			
12 Repairs and alterations.....	10, 000	10, 000	500
Net total obligations.....	500, 000	500, 000	468, 476
Estimated savings and unobligated balances.....		200, 000	131, 524
Total estimate or appropriation.....	500, 000	700, 000	600, 000

Vaults and Safes for Public Buildings—

Vaults and safes: For vaults and lock-box equipments and repairs thereto in all completed and occupied public buildings under the control of the Treasury Department, and for the necessary safe equipments and repairs thereto in all public buildings under the control of the Treasury Department, whether completed and occupied or in course of construction, exclusive of personal services, except for work done by contract or for temporary job labor under exigency not exceeding at one time the sum of \$50 at any one building, **[\$490,000] \$50,000** (act Mar. 3, 1933, 47 Stat., p. 1503).

Estimate 1935, **\$50,000**Appropriated 1934, **\$490,000**

By objects	Obligations		
	Estimate, 1935	Estimate, 1934	Actual, 1933
07 Freight and local transportation.....	\$500	\$500	\$4, 051
12 Repairs and alterations.....	5, 000	5, 000	11, 185
30 Equipment, depositaries, etc.....	44, 500	45, 950	173, 514
Total obligations.....	50, 000	51, 450	188, 750
Amount transferred or transferable to other departments:			
Post Office Department.....	\$182, 619		
Department of the Interior.....	1, 576		
		+184, 195	
Net total obligations.....	50, 000	235, 645	188, 750
Estimated savings and unobligated balances.....		254, 355	61, 250
Total estimate or appropriation.....	50, 000	490, 000	250, 000

General Expenses of Public Buildings—

General expenses: To enable the Secretary of the Treasury to execute and give effect to the provisions of section 6 of the Act of May 30, 1908 (U.S.C., title 31, sec. 683): For salaries of architectural, engineering, and technical personnel and inspectors in the District of Columbia and elsewhere, not otherwise provided for, not exceeding **[\$2,521,225] \$314,686**; expenses of superintendence, including expenses of all inspectors and other officers and employees, on duty or detailed in connection with work on public buildings

and the furnishing and equipment thereof, and the work of the Supervising Architect's Office, under orders from the Treasury Department; for the transportation of household goods, incident to change of headquarters of district engineers, construction engineers, inspection engineers, and inspectors, not in excess of five thousand pounds at any one time, together with the necessary expense incident to packing and draying the same, not to exceed in any one year a total expenditure of \$10,000; office rent and expenses of field force, including temporary, stenographic, and other assistance, in the preparation of reports and the care of public property, and so forth, advertising, office supplies, including drafting materials, especially prepared paper, typewriting machines, adding machines, and other mechanical labor-saving devices, and exchange of same; furniture, carpets, electric-light fixtures, and office equipment; telegraph and telephone service; freight, expressage, and postage incident to shipments of drawings, furniture, and supplies for the field forces, testing instruments, and so forth, including articles and supplies not usually payable from other appropriations: *Provided*, That no expenditures shall be made hereunder for transportation of operating supplies for public buildings; not to exceed \$1,000 for books of reference, law books, technical periodicals and journals; [not to exceed \$72,000 for the rental of additional quarters in the District of Columbia for the Office of the Supervising Architect and incidental expenses in connection with the occupancy of such quarters;] ground rent at Salamanca, New York, for which payment may be made in advance; contingencies of every kind and description, traveling expenses of site agents, and of employees directed by the Secretary of the Treasury to attend meetings of technical and professional societies in connection with the work of the Office of the Supervising Architect, recording deeds and other evidences of title, photographic instruments, chemicals, plates, and photographic materials, and such other articles and supplies and such minor and incidental expenses not enumerated, connected solely with work on public buildings, the acquisition of sites, and the administrative work connected with the annual appropriations under the Supervising Architect's Office as the Secretary of the Treasury may deem necessary and specially order or approve, but not including heat, light, janitor service, awnings, curtains, or any expenses for the general maintenance of the Treasury Building, or surveys, plaster models, progress photographs, test-pit borings, or mill and shop inspections, [\$3,043,525] \$365,035, of which amount not to exceed [\$1,283,000] \$252,472 may be expended for personal services in the District of Columbia (*U.S.C., title 31, sec. 683; act Mar. 3, 1933, 47 Stat., pp. 1503-1504*).

Estimate 1935, **\$365,035**Appropriated 1934, **\$3,043,525**

By objects	Obligations					
	Estimate, 1935		Estimate, 1934		Actual, 1933	
	Posi- tions	Av. salary	Posi- tions	Av. salary	Posi- tions	Av. salary
PERSONAL SERVICES, DEPARTMENTAL						
Professional service:						
Grade 6. Principal professional officer	13	\$4,800	12	\$5,600	11	\$5,600
Grade 5. Senior professional officer			24	4,742	24	4,742
Grade 4. Full professional officer	6	3,961	46	3,961	42	3,976
Grade 3. Associate professional officer	39	3,322	188	3,311	180	3,315
Grade 2. Assistant professional officer	20	2,640	121	2,643	122	2,643
Grade 1. Junior professional officer	6	2,000	6	2,000	6	2,000
Subprofessional service:						
Grade 8. Chief subprofessional officer			4	2,600	4	2,600
Grade 7. Principal subprofessional officer			1	2,300	1	2,300
Grade 6. Senior subprofessional officer			6	2,050	6	2,050
Grade 5. Main subprofessional officer			6	1,830	6	1,830
Grade 4. Assistant subprofessional officer					1	1,620
Grade 3. Junior subprofessional officer			2	1,470	2	1,470
Grade 2. Under subprofessional officer			2	1,260	2	1,260
					407	1,316,606
Received by transfer from another appropriation and not included in above statement					16	24,858
Total permanent, departmental	84	280,524	418	1,358,925	423	1,341,464
Deduct lapses and administrative furloughs				172,454		59,267
Net permanent, departmental		280,524		1,186,471		1,282,197
PERSONAL SERVICES, FIELD						
Professional service:						
Grade 6. District engineer	6	5,600	9	5,600	6	5,600
Grade 5. Senior construction engineer			15	4,853	16	4,837
Senior inspection engineer	1	4,800	9	4,800	9	4,800
Site agent			1	5,000	1	5,000
Grade 4. Construction engineer	4	3,961	27	3,933	22	3,963
Inspection engineer	3	3,961	9	3,889	4	4,000
Grade 3. Associate construction engineer			222	3,255	196	3,240
Associate inspection engineer			1	3,200	1	3,200
Grade 2. Assistant construction engineer			132	2,605	122	2,605
Grade 1. Junior construction engineer			1	2,100	1	2,100
					378	1,220,528

General Expenses of Public Buildings—Continued.

By objects	Obligations					
	Estimate, 1935		Estimate, 1934		Actual, 1933	
	Posi- tions	Av. salary	Posi- tions	Av. salary	Posi- tions	Av. salary
PERSONAL SERVICES, FIELD—continued						
Received by transfer from another appropriation and not included in above statement					31	\$32,857
Part salary, 1 district engineer, payable from "Operating force for public buildings"		\$66,127		\$1,379,917		1,253,385
		2,000		2,000		2,000
Total permanent, field	14	64,127	426	1,377,917	409	1,251,385
Deduct lapses and administrative furloughs				490,564		91,262
Net permanent, field		64,127		887,353		1,160,123
Temporary employees, field		5,000		20,000		23,188
All personal services, field		69,127		907,353		1,183,311
Total, departmental and field		349,651		2,093,824		2,465,508
Deduct legislative reductions		34,965		308,824		241,353
01 Personal services (net)		314,686		1,785,000		2,224,155
OTHER OBLIGATIONS						
02 Office supplies		7,500		30,000		77,399
05 Communication service		4,165		15,000		19,703
06 Travel expenses		19,580		81,900		155,125
07 Transportation of things		1,250		5,000		10,732
07 Moving household goods		2,085		5,000		8,605
08 Blueprinting, etc.		50		100		172
09 Advertising		4,500		20,000		31,893
11 Rent (superintendents' offices)		7,000		30,000		37,480
11 Additional quarters, District of Columbia				47,950		51,222
13 Special expenses		25		50		114
30 Equipment		4,165		15,000		26,173
Total other obligations		50,320		250,000		418,618
Grand total obligations		365,006		2,035,000		2,642,773
Received by transfer from other departments detailed below				—10,000		—11,332
Received by transfer from Treasury appropriations detailed below				—25,000		—386,870
Net total obligations		365,006		2,000,000		2,244,571
Transferred or transferable to Post Office Department				4,040		
Transferred or transferable to other departments				1,995,960		
				4,040		
Estimated savings and unobligated balances		29		2,000,000		495,429
				1,043,525		
Total estimate or appropriations		365,035		3,043,525		2,740,000

1 \$100 transferred to Bureau of Mines included.

2 \$12,000 transferred to public buildings and public parks included.

Refunds to the appropriation "General expenses of public buildings, 1933"

Chief Clerk, Treasury Department	\$2.04
Department of Justice	3,666.52
Coast Guard, Treasury Department	7,548.50
Veterans' Administration	34.04
Department of State	17.40
Public Health Service, Treasury Department	5.70
Department of Agriculture	54.61
General Supply Committee, Treasury Department	3.34
Total	11,332.15
Sites and construction, public buildings	79,000.00
Emergency construction of public bldgs	264,208.00
Narcotic Farm, Lexington, Ky.	43,662.00
Total	386,870.00

Outside Professional Services, Public Buildings—

Outside professional services: To enable the Secretary of the Treasury to obtain outside professional and/or technical services, as provided by the Public Buildings Act approved May 25, 1926 (*U.S.C., Supp. [VI] VI, title 40, sec. 342*), and by the Act approved March 31, 1930 (46 Stat., p. 137), and to pay reasonable compensation for such services, and to employ appraisers, when necessary, by contract or otherwise, [\$1,900,000] \$500,000 to remain available until expended (*U.S.C., Supp. VI, title 40, secs. 342, 342a; acts Mar. 31, 1930, 46 Stat., p. 137; Mar. 3, 1933, 47 Stat., p. 1504*).

Estimate 1935, **\$500,000**Appropriated 1934, **\$1,900,000**

Outside Professional Services, Public Buildings—Continued.

By objects	Obligations		
	Estimate, 1935	Estimate, 1934	Actual, 1933
0150 Outside professional services under contract.....			\$1,845,738
Deduct unexpended balance from prior years or add deficiency.....	\$662,182	\$1,441,025	4,077,189
Deduct amount transferred from Department of Justice.....		-56,843	-181,902
Deduct amount to be transferred from Emergency construction, public buildings, act July 21, 1932 (sec. 317, act June 30, 1932).....		-222,000	
Add appropriation for 1 year made available in prior year.....	500,000	1,900,000	
Deduct amount of appropriation for 1 year set up in prior year.....		-500,000	-1,900,000
Balance or indicated deficiency.....	-662,182	-662,182	-1,441,025
Total estimate or appropriation.....	500,000	1,900,000	2,400,000

Total, public buildings, repairs, equipment, and general expenses, annual appropriations, general fund:

Estimate 1935, **\$2,065,035**

Appropriated 1934, **\$6,983,525**

PUBLIC BUILDINGS, OPERATING EXPENSES

Operating Force for Public Buildings—

Operating force: For such personal services as the Secretary of the Treasury may deem necessary in connection with the care, maintenance, and repair of all public buildings under the control of the Treasury Department (except as hereinafter provided), together with the grounds thereof and the equipment and furnishings therein, including inspectors of buildings, repairs and equipment, assistant custodians, janitors, watchmen, laborers, and charwomen; telephone operators for the operation of telephone switchboards or equivalent telephone switchboard equipment in Federal buildings, jointly serving in each case two or more governmental activities; engineers, firemen, elevator conductors, coal passers, electricians, dynamo tenders, lampists, and wiremen; mechanical labor force in connection with said buildings, including carpenters, plumbers, steam fitters, machinists, and painters, but in no case shall the rates of compensation for such mechanical labor force be in excess of the rates current at the time and in the place where such services are employed, **[\$12,320,000] \$1,305,000: Provided**, That the foregoing appropriations shall be available for use in connection with all public buildings under the control of the Treasury Department, [including the post office and its annex at North Capitol Street and Massachusetts Avenue and the customhouse in the District of Columbia, but not including any other public building in the District of Columbia,] outside the District of Columbia, and exclusive of marine hospitals, quarantine stations, mints, branch mints, and assay offices (act Mar. 3, 1933, 47 Stat., pp. 1504-1505).

Estimate 1935, **\$1,305,000**

Appropriated 1934, **\$12,320,000**

By objects	Obligations					
	Estimate, 1935		Estimate, 1934		Actual, 1933	
PERSONAL SERVICES, FIELD	Posi- tions	Av. salary	Posi- tions	Av. salary	Posi- tions	Av. salary
Custodial service:						
Grade 5 (P. and S.). Supervising chief engineer.....	3	\$4,733		\$4,800	2	\$4,800
Grade 3. Assistant supervising chief engineer.....	2	3,550	2	3,550	2	3,550
Assistant superintendent of repairs.....	1	3,400	1	3,400	1	3,400
Associate construction engineer.....	1	3,200	1	3,200	1	3,200
Inspector of repairs.....	5	3,200	5	3,200	5	3,200
Inspector of building maintenance.....	5	3,650	6	3,700	6	3,700
Inspector of furniture.....			2	3,650	2	3,650
Inspector of vaults and safes, etc.....	2	3,300	2	3,550	2	3,550
Grade 10. Assistant custodian.....	6	2,817	22	2,813	15	2,866
Assistant custodian-engineer.....	2	2,950	2	2,850	2	2,850
Chief engineer.....	5	2,800	15	2,786	8	2,862
Inspector of repairs.....	1	2,800	1	2,800	1	2,800
Assistant mechanical engineer.....	1	2,600	1	2,600	1	2,600
Architectural draftsman.....	2	2,600	2	2,600	2	2,600
Supervising engineer.....	1	2,600	1	2,600	1	2,600
Grade 9. Assistant custodian.....	1	2,500	14	2,664	13	2,677
Assistant custodian-engineer.....			20	2,567	16	2,584
Chief engineer.....	1	2,500	19	2,684	17	2,706
Engineer.....	4	2,700	8	2,662	7	2,686
Elevator mechanic.....	3	2,400	12	2,400	4	2,400
Grade 8. Assistant engineer.....	16	2,338	58	2,331	34	2,342
Assistant custodian.....	4	2,100	11	2,233	11	2,233
Assistant custodian-engineer.....	2	2,100	49	2,147	28	2,182
Assistant engineer.....	12	2,108	79	2,193	73	2,201
Chief clerk.....	1	2,100	1	2,100	1	2,100
Engineer.....	1	2,100	3	2,100		
Engineer-helper.....	2	2,050	2	2,050	2	2,050
Elevator mechanic.....	1	2,100				

Operating Force for Public Buildings—Continued.

By objects	Obligations					
	Estimate, 1935		Estimate, 1934		Actual, 1933	
PERSONAL SERVICES, FIELD—continued	Posi- tions	Av. salary	Posi- tions	Av. salary	Posi- tions	Av. salary
Custodial service—Continued.						
Grade 8. Foreman of carpenters.....	1	\$2,200	1	\$2,200	1	\$2,200
Foreman of plumbers.....	1	2,400	1	2,400	1	2,400
Mechanic.....	1	2,100	1	2,100	1	2,100
Superintendent of repairs.....	1	2,000	1	2,000	1	2,000
Ventilating mechanic.....	1	2,100				
Grade 7. Carpenter.....	14	1,924	37	1,916	25	1,938
Carpenter and locksmith.....	1	1,980	1	1,980	1	1,980
Cabinet maker.....			1	2,040	1	2,040
Electrician.....	11	1,936	47	1,899	34	1,919
Electrician-janitor.....			3	1,900	3	1,900
Engineer.....			9	1,987	9	1,987
Engineer-janitor.....	4	1,890	34	1,893	33	1,895
Ironworker.....	1	1,920	1	1,920	1	1,920
Machinist.....			6	1,880	4	1,890
Painter.....	3	1,920	19	1,878	6	1,916
Plumber.....	4	1,890	11	1,898	9	1,906
Steam fitter.....	2	1,920	4	1,890	3	1,900
Grade 4 (C. A. F.). Clerk.....	10	1,874	29	1,840	23	1,851
Grade 6. Fireman.....	4	1,815	4	1,815	4	1,815
Captain watchman.....			5	1,680		
Fireman.....					7	1,860
Elevator mechanic's helper.....	2	1,680	6	1,680		
Engineer.....			1	1,740	1	1,740
Engineer-janitor.....	2	1,740	55	1,806	45	1,821
Engineer-electrician.....			2	1,860	2	1,860
Engineer helper.....	4	1,755	26	1,761	9	1,800
Senior janitor.....	12	1,800	50	1,797	39	1,813
Grade 3. Chief telephone operator.....	1	1,860	7	1,655	5	1,668
(C. A. F.). Clerk.....	1	1,620	23	1,656	19	1,664
Grade 5. Lieutenant watchman.....			9	1,500		
Engineer helper.....	9	1,547	67	1,626	56	1,639
Fireman.....	17	1,535	59	1,579	54	1,581
General mechanic.....			7	1,611	7	1,611
Janitor.....	3	1,660	74	1,627	86	1,634
Janitor-fireman.....			2	1,620	2	1,620
Wireman.....	1	1,560	5	1,656	5	1,656
Grade 2. (C. A. F.). Clerk.....			11	1,440	11	1,440
Grade 4. Assistant janitor.....	1	1,560	6	1,489	6	1,489
Carpenter's helper.....	2	1,470	5	1,416	3	1,440
Fireman.....	16	1,387	103	1,439	131	1,458
Fireman-watchman.....	19	1,386	63	1,335	32	1,351
Foreman of laborers.....	8	1,440	81	1,423	50	1,445
Gardner.....			1	1,380	1	1,380
Mechanic.....			3	1,440		
Head elevator conductor.....	6	1,430	9	1,427	5	1,464
Lampist.....	1	1,380	17	1,408	12	1,420
Marble polisher.....	2	1,380	8	1,457	8	1,457
Mechanic's helper.....	2	1,470	14	1,413	14	1,413
Oilier.....	2	1,560	16	1,496	16	1,496
Painter's helper.....			3	1,380	2	1,380
Plumber's helper.....	1	1,380	4	1,380	3	1,380
Steamfitter's helper.....	2	1,380	4	1,380	3	1,380
Grade 1. Telephone operator.....	33	1,347	128	1,292	104	1,299
Grade 3. Fireman helper.....			19	1,331	19	1,331
Fireman-watchman.....			114	1,277	68	1,289
Fireman-laborer.....	59	1,276	1,736	1,281	1,522	1,288
Watchman.....	80	1,329	315	1,328	293	1,333
Watchman-laborer.....	11	1,314	86	1,306	84	1,307
Watchman-fireman.....			6	1,320	6	1,320
Watchman-elevator conductor.....	1	1,380	1	1,380	1	1,380
Janitor-laborer.....			7	1,234	8	1,237
Mechanic-laborer.....	5	1,260				
Grade 2. Coal passer.....			7	1,217	7	1,217
Elevator conductor.....	74	1,335	463	1,297	419	1,294
Elevator conductor-watchman.....			8	1,335	8	1,335
Elevator conductor-laborer.....	15	1,320	111	1,306	61	1,298
Assistant mechanic-laborer.....	1	1,140				
Laborer.....	332	1,214	3,747	1,186	3,164	1,188
Messenger.....			1	1,080		
Head charwoman (55 cents per hour).....	2	841	25	841	15	841
Charwoman (50 cents per hour).....	291	765	1,988	765	1,782	765
Charman (50 cents per hour).....	8	765	55	765	55	765
Miscellaneous:						
Clerk (part-time).....			2	360	2	360
Clerk (part-time).....					1	420
Telephone operator (part-time).....	1	540	1	540	1	540
Relief telephone operator (part-time).....			30	456	30	456
Charwoman (part-time), 3 hours per day, at 50 cents per hour.....			1	468	1	468
Laborer (part-time).....					1	720
Total permanent.....	1,166		10,148		8,696	
		1,506,663		12,320,000		10,495,000
Deduct lapses and administrative fur- loughs, etc.....		56,663		1,261,177		1,272,546
Net permanent, field.....		1,450,000		11,058,823		9,222,454
Deduct legislative reductions.....		145,000		1,658,823		871,952
Total cash paid salaries and wages.....		1,305,000		9,400,000		8,350,502
Total transferred or transferable to other departments.....				6,247,107		
		1,305,000		3,152,893		8,350,502
Amount transferable to other departments:						
Post office.....		\$6,202,814				
Interior.....		44,293				
				6,247,107		
		1,305,000		9,400,000		8,350,502
Estimated savings and unobligated balances.....				2,920,000		2,144,498
Total estimate or appropriation.....		1,305,000		12,320,000		10,495,000

Furniture and Repairs of Same for Public Buildings—

Furniture and repairs of furniture: For furniture, carpets, and repairs of same, for completed and occupied public buildings under the control of the Treasury Department, exclusive of marine hospitals, quarantine stations, mints, branch mints, and assay offices, and for gas and electric lighting fixtures and repairs of same for completed and occupied public buildings under the control of the Treasury Department, including marine hospitals and quarantine stations, but exclusive of mints, branch mints, and assay offices, and for furniture and carpets for public buildings and extension of public buildings in course of construction which are to remain under the custody and control of the Treasury Department, exclusive of marine hospitals, quarantine stations, mints, branch mints, and assay offices, and buildings constructed for other executive departments or establishments of the Government, **[\$4,500,000] \$100,000**: *Provided*, That the foregoing appropriation shall not be used for personal services except for work done under contract or for temporary job labor under exigency and not exceeding at one time the sum of \$100 at any one building: *Provided further*, That all furniture now owned by the United States in other public buildings or in buildings rented by the United States shall be used, so far as practicable, whether it corresponds with the present regulation plan for furniture or not (*act Mar. 3, 1933, 47 Stat., p. 1505*).

Estimate 1935, **\$100,000**Appropriated 1934, **\$4,500,000**

By objects	Obligations		
	Estimate, 1935	Estimate, 1934	Actual, 1933
07 Transportation of things.....	\$9,000	\$45,000	\$188,049
12 Repairs and alterations.....	3,000	13,000	50,305
30 Equipment.....	88,000	447,472	1,338,185
Total obligations.....	100,000	505,472	1,576,539
Amount transferred or transferable to other departments:			
Post Office.....	\$1,323,037		
Interior.....	11,448		
		1,334,485	
Net total obligations.....	100,000	1,839,957	1,576,539
Estimated savings and unobligated balances.....		2,660,043	363,461
Total estimate or appropriation.....	100,000	4,500,000	1,940,000

Operating Supplies for Public Buildings—

Operating supplies: For fuel, steam, gas for lighting and heating purposes, water, ice, lighting supplies, electric current for lighting, heating, and power purposes, telephone service for custodial forces; removal of ashes and rubbish, snow, and ice; cutting grass and weeds, washing towels, and miscellaneous items for the use of the custodial forces in the care and maintenance of completed and occupied public buildings and the grounds thereof under the control of the Treasury Department, and in the care and maintenance of the equipment and furnishings in such buildings; miscellaneous supplies, tools, and appliances required in the operation (not embracing repairs) of the mechanical equipment, including heating, plumbing, hoisting, gas piping, ventilating, vacuum-cleaning and refrigerating apparatus, electric-light plants, meters, interior pneumatic tube and intercommunicating telephone systems, conduit wiring, call bell and signal systems in such buildings, and for the transportation of articles or supplies, authorized herein [(including the post office and its annex at North Capitol Street and Massachusetts Avenue and the customhouse in the District of Columbia, but excluding any other public building)] *for buildings* under the control of the Treasury Department [(within] outside the District of Columbia, [and] but excluding [also] marine hospitals and quarantine stations, mints, branch mints, and assay offices, and personal services, except for work done by contract or for temporary job labor under exigency not exceeding at one time the sum of \$100 at any one building, [), \$4,200,000] \$395,000. The appropriation made herein for gas shall include the rental and use of gas governors when ordered by the Secretary of the Treasury in writing: *Provided*, That rentals shall not be paid for such gas governors greater than 35 per centum of the actual value of the gas saved thereby, which saving shall be determined by such tests as the Secretary of the Treasury shall direct: *Provided further*, That the Secretary of the Treasury is authorized to contract for telephone service in public buildings under the control of the Treasury Department by means of telephone switchboards or equivalent telephone-switching equipment jointly serving in each case two or more Government activities where he finds that joint service is economical and in the interest of the Government, and to secure reimbursement for the cost of such joint service from available

appropriations for telephone expenses of the bureaus and offices receiving the same (*act Mar. 3, 1933, 47 Stat., pp. 1505-1506*).

Estimate 1935, **\$395,000**Appropriated 1934, **\$4,200,000**

By objects	Obligations		
	Estimate, 1935	Estimate, 1934	Actual, 1933
02 Supplies and materials.....	\$100,000	\$534,500	\$1,069,975
05 Communication service (telephone service).....	65,500	149,500	308,000
07 Transportation of things (drayage).....	17,800	48,000	311,597
10 Furnishing of heat, light, and water, etc.....	205,500	750,000	1,565,900
13 Special and miscellaneous current expenses.....	32,700	80,517	121,259
30 Equipment.....	35,000	81,850	139,555
Total obligations.....	456,500	1,644,367	3,516,286
Received by transfer from other bureaus.....	-61,500	-144,000	1-300,900
Net total obligations.....	395,000	1,500,367	3,215,386
Amount transferred or transferable to other departments.....		+2,154,633	
Post Office.....	\$2,135,257		
Interior.....	19,376		
Estimated savings and unobligated balance.....		+545,000	+286,114
Total estimate or appropriation.....	395,000	4,200,000	3,501,500

¹ These amounts represent reimbursement for telephone service for other activities.

Lands and Other Property of the United States—

Lands and other property of the United States: For custody, care, protection, and expenses of sales of lands and other property of the United States, acquired and held under sections 3749 and 3750 of the Revised Statutes (U.S.C., title 40, secs. 301, 302), the examination of titles, recording of deeds, advertising, and auctioneers' fees in connection therewith, \$500 (*U.S.C., title 40, secs. 301, 302; act Mar. 3, 1933, 47 Stat., p. 1506*).

Estimate 1935, **\$500**Appropriated 1934, **\$500**

By objects	Obligations		
	Estimate, 1935	Estimate, 1934	Actual, 1933
12 Special and miscellaneous current expenses.....	\$500	\$150	\$8.25
Estimated savings and unobligated balances.....		350	541.75
Total estimate or appropriation.....	500	500	550.00

Total, public buildings, operating expenses, annual appropriation, general fund:

Estimate 1935, **\$1,800,500**Appropriated 1934, **\$21,020,500****Salaries, Office of Supervising Architect—**

OFFICE OF SUPERVISING ARCHITECT.—Salaries: For the Supervising Architect, and other personal services in the District of Columbia, **[\$715,000] \$270,000** (*U.S.C., title 40, sec. 251; act Mar. 3, 1933, 47 Stat., p. 1506*).

Estimate 1935, **\$270,000**Appropriated 1934, **\$715,000**

By objects	Obligations					
	Estimate, 1935		Estimate, 1934		Actual, 1933	
PERSONAL SERVICES, DEPARTMENTAL	Posi-	Av.	Posi-	Av.	Posi-	Av.
Clerical, administrative, and fiscal service:	tions	salary	tions	salary	tions	salary
Grade 15. Senior executive officer (chief administrative officer).....	1	\$6,500	1	\$9,000	1	\$9,000
Grade 14. Executive officer.....						
Grade 13. Chief administrative officer:						
Executive officer.....			1	6,200	1	6,200
Special assistant to Assistant Secretary.....	1	5,600	1	5,600	1	5,600
Grade 12. Head administrative officer:						
Division superintendent.....			2	4,800	2	4,800
Executive assistant to supervising architect.....			1	4,600	1	4,600
Section chief.....	1	4,600				
Grade 10. Senior administrative officer (assistant to special assistants to assistant secretary)....	2	3,500	1	3,500	1	3,500

Salaries, Office of Supervising Architect—Continued.

By objects	Obligations					
	Estimate, 1935		Estimate, 1934		Actual, 1933	
PERSONAL SERVICES, DEPARTMENTAL—CON.						
Clerical, administrative, and fiscal service—Continued.						
Grade 9. Full administrative officer:						
Division assistant superintendent.....			1	\$3,400	2	\$3,300
Senior administrative assistant.....	1	\$3,200	1	3,300	1	3,300
Grade 8. Associate administrative officer (administrative assistant).....	4	2,975	4	2,975	4	2,975
Grade 7. Administrative assistant.....	8	2,358	11	2,736	11	2,764
Grade 6. Principal clerk.....	10	2,420	10	2,420	10	2,420
Grade 5. Senior clerk.....	29	2,090	29	2,090	28	2,093
Grade 4. Clerk.....	11	1,833	39	1,834	33	1,847
Grade 3. Assistant clerk.....	35	1,667	113	1,665	94	1,686
Grade 2. Junior clerk.....	13	1,461	116	1,457	105	1,463
Grade 1. Underclerk.....	6	1,287	71	1,284	71	1,284
Professional service:						
Grade 8. Chief professional officer. (Director of Procurement).....	1	8,000				
Grade 7. Head professional officer:						
Assistant to director.....	2	7,000				
Technical officer.....			1	7,000	1	7,000
Technical division superintendent.....			4	6,500	4	6,500
Grade 6. Principal professional officer.....	4	5,600				
Grade 5. Senior professional officer (chief, law and records division).....	1	4,800	1	4,800	1	4,800
Grade 4. Professional officer.....	15	3,961				
Subprofessional service:						
Grade 7. Principal lithographer, mechanical.....	1	2,300	1	2,800	1	2,800
Grade 5. Lithographer, mechanical.....	1	1,860	1	2,100	1	2,100
Grade 4. Assistant foreman, duplicating gallery.....	1	1,620	1	1,620	1	1,620
Custodial service:						
Grade 4. Messenger.....	1	1,320				
Grade 3. Messenger.....	4	1,309	13	1,292	13	1,292
Grade 2. Junior laborer.....	5	1,128	5	1,128	5	1,128
Assistant messenger.....			25	1,080	22	1,080
Grade 1. Junior messenger.....			1	600		
					415	728,238
Received by transfer from another appropriation and not included in above statement.....					69	34,033
Total permanent, departmental.....	124	300,000	455	786,209	484	762,271
Deduct lapses and administrative furloughs.....			200,599			36,320
Net permanent, departmental.....		300,000	585,610			725,951
Temporary employees, departmental.....			2,625			31,500
Total, departmental.....		300,000	588,235			757,451
Deduct legislative reductions.....		30,000	88,235			68,555
01 Personal services (net).....		270,000	500,000			688,896
Received by transfer from appropriations: "Sites and construction," etc. \$33,830 "Emergency construction," etc. 34,033						
Net total obligations.....		270,000	500,000			-67,863
Transferred or transferable to Post Office department.....			39,180			621,033
Total.....			270,000	460,820		621,033
Transferred or transferable to Post Office departments.....			39,180			
Total.....				500,000		
Estimated savings and unobligated balances.....			215,000			61,847
Total estimate or appropriation.....		270,000	715,000			682,880

National Industrial Recovery, Treasury, Public Buildings, Procurement Division—

By objects	Obligations		
	Estimate, 1935	Estimate, 1934	Actual, 1933
12 Repairs and alterations.....	\$150,000	\$3,070,960	
31 Lands and interests in lands (sites).....		8,948,000	
32 Structures and parts (buildings).....	14,000,360	12,981,040	
Total obligations.....	14,150,360	25,000,000	
1934 appropriation obligated in 1935.....	-14,150,360	14,150,360	
Deduct amount transferred from Federal Emergency Administration of Public Works.....		-39,150,360	
Total estimate or appropriation.....			

Total under Office of Supervising Architect, annual appropriations, general fund:

Estimate 1935, \$18,635,150

Appropriated 1934, \$81,919,025

AMERICAN PRINTING HOUSE FOR THE BLIND

To Promote the Education of the Blind—

To enable the American Printing House for the Blind more adequately to provide books and apparatus for the education of the blind in accordance with the provisions of the Act approved February 8, 1927 (U.S.C., Supp. [V] VI, title 20, sec. 101), \$65,000 (U.S.C., Supp. VI, title 20, sec. 101; act Mar. 3, 1933, 47 Stat., p. 1506).

Annual appropriation, general fund:

Estimate 1935, \$65,000

Appropriated 1934, \$65,000

By objects	Obligations					
	Estimate, 1935		Estimate, 1934		Actual, 1933	
	Posi- Av. tions salary		Posi- Av. tions salary		Posi- Av. tions salary	
PERSONAL SERVICES						
Secretary and superintendent.....	1	\$5,000	1	\$5,000	1	\$6,500
Head bookkeeper.....	1	2,500	1	2,500	1	2,500
Clerk.....	1	1,800	1	1,800	1	1,800
Clerk.....	1	1,020	1	1,020	1	1,020
Foreman.....	1	2,460	1	2,460	1	2,460
Pressman.....	1	2,160	1	2,160	1	2,160
Pressman.....	2	1,560	2	1,560	2	1,560
Carpenter (mapmaker).....	2	1,680	2	1,680	2	1,680
Clerk.....	1	1,200	1	1,200	1	1,200
Bindery help.....	1	1,140	1	1,140	1	1,140
Bindery help.....	1	900	1	900	1	900
Bindery help.....	6	720	6	720	6	720
Miscellaneous help.....	1	2,100	1	2,100	1	2,100
Miscellaneous help.....	1	1,320	1	1,320	1	1,320
Miscellaneous help.....	5	1,200	5	1,200	5	1,200
Miscellaneous help.....	1	1,080	1	1,080	1	1,080
Miscellaneous help.....	5	1,020	5	1,020	5	1,020
Miscellaneous help.....	1	960	1	960	1	960
Miscellaneous help.....	3	900	3	900	3	900
Miscellaneous help.....	1	780	1	780	1	780
Miscellaneous help.....	3	720	3	720	3	720
Total permanent.....	40	51,180	40	51,180	40	52,680
Deduct lapses.....				4,000		
01 Personal services (net).....				47,180		
OTHER OBLIGATIONS						
02 Paper, binding material, brass, zinc, stationery and office supplies, etc.....		13,820		13,820		12,320
Grand total obligations.....		65,000		51,000		65,000
Estimated savings and unobligated balances.....				14,000		
Total estimate or appropriation.....		65,000		65,000		65,000

Permanent specific appropriation:

To Promote the Education of the Blind (Interest)—

Amount equivalent to the interest at 4 per centum per annum on trust fund of \$250,000, set apart to promote the education of the blind, and to be paid to the American Printing House for the Blind (U.S.C., title 20, sec. 101; U.S.C., Supp. VI, title 20, sec. 101).

General fund:

Estimate 1935, \$10,000

Appropriated 1934, \$10,000

By objects	Obligations		
	Estimate, 1935	Estimate, 1934	Actual, 1933
02 Stationery and office supplies.....	\$6,000	\$5,000	\$6,000
08 Printing and binding.....	4,000	4,000	4,000
Estimated savings and unobligated balances.....		1,000	
Total estimate or appropriation.....	10,000	10,000	10,000

Total, American Printing House for the Blind, general fund:

Estimate 1935, \$75,000

Appropriated 1934, \$75,000

Total, Treasury Department, general and special funds:

Estimate 1935, \$1,514,021,941 Appropriated 1934, \$1,787,214,357

WAR DEPARTMENT

Summary of estimates of appropriations for the fiscal year 1935 compared with appropriations for the fiscal year 1934

Classification of appropriations	ESTIMATES, 1935			APPROPRIATIONS, 1934		
	General fund	Special funds	Total	General fund	Special funds	Total
Annual.....	\$275,799,133		\$275,799,133	\$338,462,659		\$338,462,659
Permanent.....	8,593,754	\$241,396	8,835,150	8,543,460	\$310,000	8,853,460
Trust and contributed funds.....	284,392,887	241,396	284,634,283	347,006,119	310,000	347,316,119
			3,068,750			3,607,000
Total; War Department proper.....			287,703,033			350,923,119
Panama Canal:						
Annual.....	6,532,926		6,532,926	11,060,619		11,060,619
Total estimates and appropriations.....			294,235,959			361,983,738

DEPARTMENTAL ACTIVITIES

SALARIES, WAR DEPARTMENT

For compensation for personal services in the District of Columbia, as follows:

Salaries, Office of Secretary of War—

Office of Secretary of War: Secretary of War, [two Assistant Secretaries of War] Assistant Secretary of War, and other personal services, [\$263,934] \$241,167: Provided, That no field-service appropriation shall be available for personal services in the War Department except as may be expressly authorized herein (U.S.C., title 5, secs. 3, 182, 182a; act Mar. 4, 1933, 47 Stat., p. 1571).

Estimate 1935, \$241,167

Appropriated 1934, \$263,934

By objects	Obligations					
	Estimate, 1935		Estimate, 1934		Actual, 1933	
	Posi- tions	Av. salary	Posi- tions	Av. salary	Posi- tions	Av. salary
PERSONAL SERVICES, DEPARTMENTAL						
Professional service:						
Grade 1. Library assistant.....	1	\$2,400	1	\$2,400	1	\$2,400
Subprofessional service:						
Grade 8. Coordinator, War Department welfare activities.....					1	3,200
Clerical, administrative, and fiscal service:						
Grade 16. Secretary.....	1	15,000	1	15,000	1	15,000
Assistant Secretary.....	1	10,000	1	10,000	1	10,000
Grade 15. Assistant Secretary (Air).....	1	9,000	1	9,000	1	9,000
Administrative assistant.....	1	8,000	1	8,000	1	8,000
Grade 14. Executive assistant.....	1	6,500	1	4,600	1	4,600
Grade 12. Chief of division.....	1	4,000	1	4,000	1	4,000
Grade 11. Executive assistant.....	1	4,000	1	4,000	1	4,000
Assistant chief clerk.....	1	3,500	1	3,500	2	3,550
Grade 10. Senior administrative officer.....	2	3,300	2	3,300	2	3,300
Grade 9. Full administrative officer.....	4	3,000	5	2,980	5	2,980
Grade 8. Associate administrative officer.....	2	2,900	2	2,900	2	2,900
Grade 7. Assistant administrative officer.....	5	2,460	5	2,460	5	2,460
Grade 6. Principal clerk.....	12	2,225	13	2,215	13	2,215
Grade 5. Senior clerk.....	3	2,100	3	2,100	3	2,100
Grade 4. Clerk.....	9	1,906	9	1,906	9	1,906
Clerk-stenographer.....	6	1,870	6	1,870	6	1,870
Grade 3. Assistant clerk.....	20	1,731	19	1,718	19	1,727
Assistant clerk-stenographer.....	7	1,672	8	1,673	8	1,673
Assistant clerk-typist.....	3	1,620	3	1,620	3	1,620
Grade 2. Junior clerk.....	5	1,584	5	1,584	6	1,590
Junior clerk-typist.....	2	1,530	2	1,530	3	1,500
Junior operator, office devices.....	2	1,500	2	1,500	2	1,500
Grade 1. Underclerk.....	4	1,395	4	1,395	4	1,395
Under operator, office devices.....	9	1,460	9	1,460	10	1,460
Custodial service:						
Grade 6. Mechanic.....	2	1,770	3	1,780	3	1,780
Grade 5. Junior mechanic.....	1	1,620	1	1,620	1	1,620
Grade 4. Head messenger.....	1	1,560	1	1,560	1	1,560
Chauffeur.....	1	1,440	1	1,440	1	1,440
Grade 3. Messenger.....	13	1,380	13	1,380	12	1,379
Chauffeur.....	5	1,236	5	1,236	1	1,236
Senior laborer.....					1	1,260
Grade 2. Junior laborer.....	2	1,230	2	1,230	2	1,230
Total permanent, departmental.....	129	274,700	132	283,700	137	295,060

Salaries, Office of Secretary of War—Continued.

By objects	Obligations		
	Estimate, 1935	Estimate, 1934	Actual, 1933
PERSONAL SERVICES, DEPARTMENTAL—CON.			
Deduct lapses and administrative furloughs.....	\$6,737	\$20,855	\$15,923
Net permanent, departmental.....	267,963	262,845	279,137
Deduct legislative reductions.....	26,796	40,605	30,431
01 Personal services (net).....	241,167	222,240	248,706
Estimated savings and unobligated balances.....		41,694	46,354
Total estimate or appropriation.....	241,167	263,934	295,060

Salaries, Office of Chief of Staff—

Office of Chief of Staff, [\$208,704] \$196,609 (act Mar. 4, 1933, 47 Stat., p. 1571).

Estimate 1935, \$196,609

Appropriated 1934, \$208,704

By objects	Obligations					
	Estimate, 1935		Estimate, 1934		Actual, 1933	
	Posi- tions	Av. salary	Posi- tions	Av. salary	Posi- tions	Av. salary
PERSONAL SERVICES, DEPARTMENTAL						
Professional service:						
Grade 3. Associate cartographic engineer.....	1	\$3,200	1	\$3,200	1	\$3,200
Subprofessional service:						
Grade 7. Principal engineering draftsman.....	1	2,400	1	2,400	1	2,400
Grade 6. Senior engineering draftsman.....	1	2,000	1	2,000	1	2,000
Grade 5. Engineering draftsman.....	1	1,800	1	1,800	1	1,800
Clerical, administrative, and fiscal service:						
Grade 9. Senior administrative assistant (chief clerk).....	1	3,500	1	3,500	1	3,500
Grade 8. Administrative assistant (assistant chief clerk).....	1	3,200	1	3,200	1	3,200
Grade 7. Junior administrative assistant (division chief clerk).....	5	2,680	5	2,680	5	2,680
Principal translator.....	1	2,600	1	2,600	1	2,600
Grade 6. Principal clerk.....	1	2,600	1	2,600	1	2,600
Principal clerk-stenographer.....	1	2,600	1	2,600	1	2,600
Principal translator.....					1	2,500
Grade 5. Senior clerk.....	16	2,113	16	2,113	16	2,113
Senior clerk-stenographer.....	7	2,014	7	2,014	7	2,014
Senior translator.....	2	2,000	2	2,000	2	2,000
Senior photographer.....	1	2,400	1	2,400	1	2,400
Grade 4. Clerk.....	7	1,937	7	1,937	7	1,937
Clerk-stenographer.....	3	1,900	3	1,900	3	1,900
Grade 3. Assistant clerk.....	14	1,809	14	1,809	14	1,809
Senior stenographer.....	1	1,920	1	1,920	1	1,920
Assistant clerk-stenographer.....	23	1,709	24	1,705	25	1,702
Assistant photographer.....	1	1,740	1	1,740	1	1,740
Grade 2. Junior clerk.....	2	1,710	2	1,710	2	1,710
Junior stenographer.....	9	1,460	9	1,460	12	1,455
Junior clerk-typist.....	1	1,560	1	1,560	1	1,560
Junior clerk-stenographer.....	3	1,480	3	1,480	3	1,480
Junior operator, office devices.....	1	1,800	1	1,800	1	1,800

Salaries, Office of Chief of Staff—Continued.

By objects	Obligations					
	Estimate, 1935		Estimate, 1934		Actual, 1933	
	Posi- tions	Av. salary	Posi- tions	Av. salary	Posi- tions	Av. salary
PERSONAL SERVICES, DEPARTMENTAL—CON.						
Custodial service:						
Grade 4. Head messenger	1	\$1,500	1	\$1,500	1	\$1,500
Grade 3. Messenger	11	1,309	11	1,309	12	1,330
Grade 2. Junior laborer	1	1,260	1	1,260	1	1,260
Total permanent, departmental	118	220,660	119	222,280	125	232,280
Deduct lapses and administrative furloughs		2,206		2,859		8,913
Net permanent, departmental		218,454		219,421		223,367
Deduct legislative reductions		21,945		32,913		23,095
01 Personal services (net)		196,609		186,508		199,672
Estimated savings and unobligated balances				22,196		32,362
Total estimate or appropriation		196,609		208,704		232,034

Salaries, Adjutant General's Office—

Adjutant General's office, **[\$1,301,651]** \$1,221,777 (act Mar. 4, 1933, 47 Stat., p. 1571).

Estimate 1935, **\$1,221,777**

Appropriated 1934, **\$1,301,651**

By objects	Obligations					
	Estimate, 1935		Estimate, 1934		Actual, 1933	
	Posi- tions	Av. salary	Posi- tions	Av. salary	Posi- tions	Av. salary
PERSONAL SERVICES, DEPARTMENTAL						
Clerical, administrative, and fiscal service:						
Grade 11. Chief clerk of bureau	1	\$4,400	1	\$4,400	1	\$4,400
Grade 9. Assistant chief clerk of bureau	1	3,600	1	3,600	2	3,650
Chief clerk of division	3	3,200	4	3,200	4	3,200
Chief clerk of section	1	3,200	1	3,200	1	3,200
Grade 8. Chief clerk of division	3	3,067	2	3,200	2	3,200
Chief clerk of section	2	3,050	2	3,050	1	3,200
Grade 7. Chief clerk of division	2	2,750	2	2,750	2	2,950
Assistant chief clerk of division	4	2,775	3	2,833	5	2,900
Chief clerk of section	5	2,760	5	2,780	6	2,800
Assistant chief clerk of section	1	2,700				
Executive assistant to chief of division	1	2,700				
Grade 6. Assistant chief clerk of division	2	2,750	2	2,750	3	2,700
Chief clerk of section	14	2,500	16	2,569	18	2,567
Assistant chief clerk of section	5	2,700	6	2,700	6	2,650
Chief clerk of subsection	2	2,300	2	2,300	2	2,500
Advisory clerk	1	2,300	1	2,300	1	2,300
Secretary to The Adjutant General	1	2,700	1	2,700	1	2,700
Principal correspondence clerk	1	2,400	2	2,500	2	2,500
Supervisory clerk	5	2,620	4	2,625	4	2,525
Grade 5. Chief clerk of section	1	2,300	5	2,360	5	2,340
Assistant chief clerk of section	6	2,350	8	2,350	8	2,375
Chief clerk of subsection	2	2,250				
Correspondence clerk	20	2,190	24	2,233	27	2,267
Reviewer of correspondence	5	2,240	5	2,240	5	2,240
Editorial clerk	2	2,250	2	2,250	1	2,300
Supervisory clerk	23	2,343	22	2,332	23	2,317
Statistical clerk	1	2,100	1	2,100	1	2,100
Classifier and distributor (expert)	1	2,100	1	2,100	1	2,100
Searcher and filer (expert)	1	2,000	1	2,000	1	2,000
Grade 4. Clerk	171	1,957	175	1,963	177	1,967
Accounting and auditing assistant	1	1,920	2	2,040	2	2,040
Grade 3. Assistant clerk	185	1,734	183	1,742	162	1,778
Grade 2. Junior clerk	184	1,508	195	1,512	170	1,553
Junior stenographer	9	1,514	11	1,522	14	1,560
Senior typist	11	1,517	11	1,527	16	1,583
Junior photographer	1	1,560	1	1,560	1	1,560
Junior operator, office devices	3	1,600	3	1,600	5	1,596
Grade 1. Underclerk	9	1,270	4	1,530	48	1,291
Junior typist					11	1,298
Underoperator, office devices	4	1,500	3	1,440	3	1,440
Subprofessional service:						
Grade 6. Senior library assistant	1	2,100	1	2,100	1	2,100
Senior social-service worker	1	2,000	1	2,000	1	2,000
Custodial service:						
Grade 6. Mechanic	1	1,980	1	1,980	1	1,980
Grade 4. Head messenger	2	1,500	2	1,500	2	1,500
Undermechanic			1	1,440	1	1,440
Grade 3. Messenger	34	1,344	37	1,341	42	1,350
Senior laborer	10	1,370	11	1,374	10	1,368
Grade 2. Junior laborer	8	1,245	11	1,238	13	1,251
Junior laborer (charwoman)	0.6	612	0.6	612	0.6	631
Assistant messenger	9	1,133	9	1,133	5	1,176
Grade 1. Junior messenger	4	600	4	600	4	615
Total permanent, departmental	765.6	1,372,067	790.6	1,430,617	822.6	1,482,399
Deduct lapses and administrative furloughs		14,537		73,087		96,921
Net permanent, departmental		1,357,530		1,357,530		1,385,478
Deduct legislative deductions		135,753		203,610		123,255
01 Personal services (net)		1,221,777		1,153,920		1,262,223
Estimated savings and unobligated balances				147,731		199,179
Total estimate or appropriation		1,221,777		1,301,651		1,461,402

Military Personnel Records of the World War—

For personal services in and without the District of Columbia, to be employed exclusively in assembling, classifying, and indexing the military personnel records of the World War, and for the purchase of necessary supplies and materials used in such work, **[\$206,324]** \$87,840 (act Mar. 4, 1933, 47 Stat., p. 1571).

Estimate 1935, **\$87,840**

Appropriated 1934, **\$206,324**

By objects	Obligations					
	Estimate, 1935		Estimate, 1934		Actual, 1933	
	Posi- tions	Av. salary	Posi- tions	Av. salary	Posi- tions	Av. salary
PERSONAL SERVICE, DEPARTMENTAL						
Clerical, administrative, and fiscal service:						
Grade 2. Junior clerk	77	\$1,260	48	\$1,440	48	\$1,440
Grade 1. Underclerk			118	1,260	118	1,260
Custodial service:						
Grade 2. Laborer	1	1,080	1	1,080	1	1,080
Grade 1. Junior messenger			1	600	1	600
Total permanent, departmental	78	97,600	168	219,480	168	245,000
Deduct lapses and administrative furloughs				121,880		36,952
Net permanent, departmental		97,600		97,600		208,048
Deduct legislative deductions		-9,760		14,630		19,098
01 Personal services (net)		87,840		82,970		188,950
OTHER OBLIGATIONS						
02 Supplies and materials						4,689
Net total obligations		87,840		82,970		193,639
Estimated savings and unobligated balances				123,354		56,361
Total estimate or appropriation		87,840		206,324		250,000

Salaries, Office of Inspector General—

Office of the Inspector General, **[\$24,467]** \$22,505 (act Mar. 4, 1933, 47 Stat., p. 1571).

Estimate 1935, **\$22,505**

Appropriated 1934, **\$24,467**

By objects	Obligations					
	Estimate, 1935		Estimate, 1934		Actual, 1933	
	Posi- tions	Av. salary	Posi- tions	Av. salary	Posi- tions	Av. salary
PERSONAL SERVICES, DEPARTMENTAL						
Clerical, administrative, and fiscal service:						
Grade 9. Accountant and auditor	1	\$3,600	1	\$3,600	1	\$3,600
Grade 7. Junior administrative assistant	1	2,900	1	2,900	1	3,000
Grade 6. Principal clerk	2	2,300	2	2,300	2	2,600
Grade 5. Senior clerk	1	2,200	1	2,200	1	2,200
Grade 4. Principal stenographer	1	2,100	1	2,100	1	2,100
Clerk-stenographer	2	1,890	2	1,890	2	1,890
Clerk	1	1,800	1	1,800	1	2,040
Grade 3. Clerk	2	1,710	2	1,710	2	1,800
Grade 2. Clerk	1	1,440	1	1,440	1	1,445
Custodial service:						
Grade 3. Messenger	1	1,380	1	1,380	1	1,380
Total permanent, departmental	13	27,220	13	27,220	13	28,345
Deduct lapses and administrative furloughs		2,214		2,098		2,273
Net permanent, departmental		25,006		25,122		26,072
Deduct legislative deductions		2,501		3,867		2,688
01 Personal services (net)		22,505		21,255		23,384
Estimated savings and unobligated balances				3,212		4,961
Total estimate or appropriation		22,505		24,467		28,345

Salaries, Office of Judge Advocate General, United States Army—

Office of the Judge Advocate General, **[\$103,542]** \$95,095 (act Mar. 4, 1933, 47 Stat., p. 1571.)

Estimate 1935, **\$95,095**

Appropriated 1934, **\$103,542**

By objects	Obligations					
	Estimate, 1935		Estimate, 1934		Actual, 1933	
	Posi- tions	Av. salary	Posi- tions	Av. salary	Posi- tions	Av. salary
PERSONAL SERVICES, DEPARTMENTAL						
Professional service:						
Grade 5. Patent examiner (patent expert)	1	\$4,600	1	\$4,600	1	\$4,600
Grade 3. Associate attorney	1	3,200	1	3,200	1	3,200
Associate patent examiner	2	3,250	2	3,250	2	3,250
Grade 2. Assistant librarian (law librarian)	1	2,900	1	2,900	1	2,900
Assistant attorney	1	2,800	1	2,800	1	2,800
Grade 1. Law clerk	1	2,000	1	2,000	1	2,000

Salaries, Office of Judge Advocate General, United States Army—Con.

By objects	Obligations					
	Estimate, 1935		Estimate, 1934		Actual, 1933	
	Posi- tions	Av. salary	Posi- tions	Av. salary	Posi- tions	Av. salary
PERSONAL SERVICES, DEPARTMENTAL—CON.						
Clerical, administrative, and fiscal service:						
Grade 9. Senior administrative assistant (chief clerk)	1	\$3,600	1	\$3,600	1	\$3,600
Grade 7. Assistant investigator	1	2,600	1	2,600	1	2,600
Grade 6. Principal clerk	4	2,400	4	2,400	4	2,400
Grade 5. Senior clerk	4	2,050	4	2,050	4	2,050
Senior clerk-stenographer	3	2,200	3	2,200	3	2,200
Grade 4. Clerk	4	1,950	4	1,950	4	1,950
Clerk-stenographer	7	1,903	7	1,903	7	1,903
Grade 3. Assistant clerk	3	1,780	3	1,780	3	1,780
Assistant clerk-stenographer	6	1,730	6	1,730	6	1,730
Grade 2. Junior clerk	1	1,680	1	1,680	1	1,680
Junior clerk-typist	2	1,620	2	1,620	2	1,620
Junior clerk-stenographer	4	1,470	4	1,470	4	1,470
Junior operator office devices	2	1,620	2	1,620	2	1,620
Grade 1. Under operator office devices	1	1,500	1	1,500	1	1,500
Custodial service:						
Grade 4. Head messenger	1	1,380	1	1,380	1	1,380
Grade 3. Assistant messenger	2	1,320	2	1,320	2	1,320
Total permanent, departmental	53	109,000	53	109,000	53	109,000
Deduct lapses and administrative furloughs		3,339		5,458		1,664
Net permanent, departmental		105,661		103,542		107,336
Temporary employees, departmental						2,880
All personal services, departmental		105,661		103,542		110,216
Deduct legislative reductions		10,566		13,670		11,069
01 Personal services (net)		95,095		89,872		99,147
OTHER OBLIGATIONS						
06 Travel expenses						693
Net total obligations		95,095		89,872		99,840
Estimated savings and unobligated balances				13,670		13,454
Total estimate or appropriation		95,095		103,542		113,294

Salaries, Office of Chief of Finance—

Office of the Chief of Finance, **[\$347,806]** \$325,877 (act Mar. 4, 1933, 47 Stat., p. 1571).
 Estimate 1935, **\$325,877** Appropriated 1934, **\$347,806**

By objects	Obligations					
	Estimate, 1935		Estimate, 1934		Actual, 1933	
	Posi- tions	Av. salary	Posi- tions	Av. salary	Posi- tions	Av. salary
PERSONAL SERVICES, DEPARTMENTAL						
Professional service:						
Grade 6. Senior attorney (assistant to Chief)	1	\$5,800	1	\$5,800	1	\$5,800
Grade 2. Assistant attorney	1	2,600	1	2,600	1	2,600
Clerical, administrative, and fiscal service:						
Grade 10. Senior administrative officer—Auditor	1	3,600	1	3,600	1	3,600
Chief of division	1	3,800	1	3,800	1	3,800
Grade 9. Full administrative assistant (chief clerk)	1	3,400	1	3,400	1	3,400
Grade 8. Associate administrative assistant	2	2,900	2	2,900	1	2,900
Grade 7. Assistant administrative assistant	6	2,817	6	2,817	7	2,828
Grade 6. Principal clerk	13	2,538	13	2,538	11	2,609
Grade 5. Senior clerk	17	2,159	17	2,206	18	2,244
Grade 4. Main clerk	28	1,935	30	1,948	28	1,941
Grade 3. Assistant clerk	88	1,750	96	1,773	100	1,768
Grade 2. Junior clerk	24	1,508	23	1,510	22	1,530
Grade 1. Underclerk	1	1,440	1	1,440	1	1,440
Custodial service:						
Grade 3. Messenger	4	1,365	4	1,365	4	1,365
Total permanent, departmental	188	362,820	197	382,720	197	382,720
Deduct lapses and administrative furloughs		734		20,634		12,502
Net permanent, departmental		362,086		362,086		370,218
Deduct legislative reductions		36,209		54,313		39,716
01 Personal services (net)		325,877		307,773		330,502
Estimated savings and unobligated balances				40,033		52,218
Total estimate or appropriation		325,877		347,806		382,720

Salaries, Office of Quartermaster General—

Office of the Quartermaster General, **[\$757,667]** 697,739 (act Mar. 4, 1933, 47 Stat., p. 1571).
 Estimate 1935, **\$697,739** Appropriated 1934, **\$757,667**

Salaries, Office of Quartermaster General—Continued.

By objects	Obligations					
	Estimate, 1935		Estimate, 1934		Actual, 1933	
	Posi- tions	Av. salary	Posi- tions	Av. salary	Posi- tions	Av. salary
PERSONAL SERVICES, DEPARTMENTAL						
Professional and scientific service:						
Grade 6. Chief engineer	3	\$5,733	3	\$5,733	3	\$5,733
Grade 5. Senior engineer	8	4,850	8	4,850	8	4,850
Grade 4. Patent examiner	1	4,000	1	4,000	1	4,000
Attorney	2	3,900	2	3,900	2	3,900
Engineer	4	3,900	4	3,900	5	3,880
Grade 3. Associate engineer	15	3,313	15	3,313	15	3,313
Grade 2. Assistant engineer	10	2,720	10	2,720	10	2,720
Assistant attorney	2	2,600	2	2,600	2	2,600
Grade 1. Junior attorney	1	2,000	1	2,000	1	2,000
Junior engineer	2	2,200	2	2,200	2	2,200
Subprofessional service:						
Grade 8. Chief engineering aide	1	2,800	1	2,800	1	2,800
Heraldic draftsman	1	2,800	1	2,800	1	2,800
Chief engineering inspector	1	2,800	1	2,800	1	2,800
Grade 7. Principal laboratory mechanic	1	2,500	1	2,500	1	2,500
Principal engineering draftsman	1	2,300	1	2,300	1	2,300
Grade 6. Senior engineering draftsman	6	2,117	6	2,117	6	2,117
Senior marine draftsman	1	2,400	1	2,400	1	2,400
Senior social service worker	1	2,100	1	2,100	1	2,100
Grade 5. Engineering draftsman	3	1,880	3	1,880	3	1,880
Grade 4. Assistant engineering draftsman	1	1,680	1	1,680	1	1,680
Clerical, administrative, and fiscal service:						
Grade 9. Clothing designer	1	3,600	1	3,600	1	3,600
Chief clerk	6	2,967	6	2,967	5	3,080
Grade 8. Administrative assistant	2	3,000	2	3,000	2	3,000
Assistant traffic manager	1	2,900	1	2,900	1	2,900
Associate accountant and auditor	13	2,808	14	2,807	13	2,823
Grade 7. Junior administrative assistant	3	2,700	3	2,700	3	2,700
Senior transportation and traffic auditor	15	2,427	15	2,427	16	2,463
Grade 6. Principal clerk	6	2,450	6	2,450	6	2,450
Transportation rate and traffic clerk	1	2,500	1	2,500	1	2,500
Principal clerk-stenographer	34	2,203	36	2,211	38	2,216
Grade 5. Senior clerk	1	2,000	1	2,000	1	2,000
Accounting and auditing assistant	51	1,905	51	1,905	51	1,905
Grade 4. Clerk	15	1,896	15	1,896	15	1,896
Clerk-stenographer	56	1,749	56	1,749	60	1,766
Grade 3. Assistant clerk	1	1,680	1	1,680	1	1,680
Senior operator, office devices	36	1,728	36	1,728	38	1,734
Grade 2. Junior clerk	12	1,510	12	1,510	12	1,510
Junior clerk-stenographer	11	1,456	11	1,456	11	1,456
Junior clerk-typist	10	1,530	10	1,530	10	1,530
Junior operator, office devices	1	1,680	2	1,620	2	1,620
Grade 1. Underclerk	1	1,380	1	1,380	1	1,380
Underoperator, office devices	11	1,402	11	1,402	11	1,402
Custodial service:						
Grade 4. Undermechanic	2	1,470	2	1,470	2	1,470
Grade 3. Messenger	9	1,347	9	1,347	10	1,332
Grade 2. Laborer	2	1,260	2	1,260	2	1,260
Total permanent, departmental	366	789,840	370	797,460	380	819,780
Deduct lapses and administrative furloughs		14,575		18,866		13,168
Net permanent, departmental		775,265		778,594		806,612
Deduct legislative reductions		77,526		119,619		83,244
01 Personal services (net)		697,739		658,975		723,368
Estimated savings and unobligated balances				98,692		107,457
Total estimate or appropriation		697,739		757,667		830,825

Salaries, Signal Office—

Office of the Chief Signal Officer, **[\$97,259]** \$91,523 (act Mar. 4, 1933, 47 Stat., p. 1571).
 Estimate 1935, **\$91,523** Appropriated 1934, **\$97,259**

By objects	Obligations					
	Estimate, 1935		Estimate, 1934		Actual, 1933	
	Posi- tions	Av. salary	Posi- tions	Av. salary	Posi- tions	Av. salary
PERSONAL SERVICES, DEPARTMENTAL						
Professional service:						
Grade 3. Associate engineer	2	\$3,450	2	\$3,450	2	\$3,450
Grade 2. Assistant engineer	1	2,800	1	2,800	1	2,800
Subprofessional service:						
Grade 6. Senior engineering draftsman	1	2,300	1	2,300	1	2,300
Clerical, administrative, and fiscal service:						
Grade 9. Senior administrative assistant	1	3,500	1	3,500	1	3,500
Associate engineer	1	3,300	1	3,300	1	3,300
Grade 8. Administrative assistant	1	3,100	1	3,100	1	3,100
Grade 6. Principal clerk	2	2,500	2	2,500	2	2,500
Grade 5. Senior clerk	7	2,257	7	2,257	7	2,257
Grade 4. Clerk	8	1,905	8	1,905	7.5	1,927
Grade 3. Assistant clerk	12	1,775	12	1,775	12	1,775
Grade 2. Junior clerk	13	1,528	13	1,528	13.5	1,533
Grade 1. Underclerk	1	1,260	1	1,260	2	1,410

Salaries, Signal Office—Continued.

By objects	Obligations					
	Estimate, 1935		Estimate, 1934		Actual, 1933	
	Posi- tions	Av. salary	Posi- tions	Av. salary	Posi- tions	Av. salary
PERSONAL SERVICES, DEPARTMENTAL—CON.						
Custodial service:						
Grade 3. Messenger.....	4	\$1,320	4	\$1,320	4	\$1,320
Total permanent, departmental.....	54	105,642	54	105,642	55	107,247
Deduct lapses and administrative furloughs.....		3,950		3,950		627
Net permanent, departmental.....		101,692		101,692		106,620
Deduct legislative reductions.....		10,169		15,253		10,851
01 Personal services (net).....		91,523		86,439		95,769
Estimated savings and unobligated bal- ances.....				10,820		10,851
Total estimate or appropriation.....		91,523		97,259		106,620

Salaries, Office of Chief of Air Corps—

Office of the Chief of Air Corps, **[\$213,584]** \$195,340 (act Mar. 4, 1933, 47 Stat., p. 1571).

Estimate 1935, \$195,340

Appropriated 1934, \$213,584

By objects	Obligations					
	Estimate, 1935		Estimate, 1934		Actual, 1933	
	Posi- tions	Av. salary	Posi- tions	Av. salary	Posi- tions	Av. salary
PERSONAL SERVICES, DEPARTMENTAL						
Professional service:						
Grade 4. Technical patent expert.....	1	\$4,000	1	\$4,000	1	\$4,000
Grade 2. Assistant patent specification writer and prosecutor.....	1	2,600	1	2,600	1	2,600
Subprofessional service:						
Grade 7. Topographical draftsman.....	1	2,200	1	2,200	1	2,200
Grade 6. Library assistant.....	1	2,200	1	2,200	1	2,200
Mechanical illustrator.....	1	2,300	1	2,300	1	2,300
Senior architectural draftsman.....	1	2,000	1	2,000	1	2,000
Welfare worker.....	1	2,000	1	2,000	1	2,000
Grade 5. Library assistant.....	1	1,800	1	1,800	1	1,800
Grade 4. Library assistant.....	2	1,800	2	1,800	2	1,800
Clerical, administrative, and fiscal service:						
Grade 9. Chief clerk.....	1	3,500	1	3,500	1	3,500
Photographer.....	1	3,200	1	3,200	1	3,200
Grade 8. Principal clerk.....	3	3,200	3	3,200	3	3,200
Grade 7. Principal clerk.....					2	2,900
Grade 6. Aviation supply expert.....	1	2,600	1	2,600	1	2,600
Clerk.....	4	2,525	4	2,525	4	2,525
Principal clerk.....	2	2,700	2	2,700	2	2,700
Production expert.....	1	2,800	1	2,800	1	2,800
Stenographer.....	1	2,300	1	2,300	1	2,300
Grade 5. Clerk.....	6	2,150	6	2,150	6	2,150
Junior cost accountant.....	1	2,600	1	2,600	1	2,600
Stenographer.....	3	2,133	3	2,133	3	2,133
Grade 4. Clerk.....	6	1,930	6	1,930	6	1,930
Junior contract auditor.....	1	1,920	1	1,920	1	1,920
Photostat operator.....	1	1,920	1	1,920	1	1,920
Stenographer.....	4	1,920	4	1,920	5	1,896
Grade 3. Assistant photographer.....	1	1,740	1	1,740	1	1,740
Clerk.....	11	1,762	11	1,762	11	1,762
Stenographer.....	22	1,756	22	1,756	22	1,756
Grade 2. Clerk.....	12	1,560	13	1,579	12	1,590
Stenographer.....	14	1,466	15	1,464	16	1,466
Grade 1. Addressograph operator.....	1	1,500	1	1,500	1	1,500
Clerk.....	1	1,260	1	1,260	1	1,320
Mimeograph operator.....	2	1,320	2	1,320	2	1,320
Custodial service:						
Grade 3. Laborers.....	1	1,380	1	1,380	1	1,380
Messengers.....	4	1,320	4	1,320	4	1,320
Total permanent, departmental.....	115	218,134	117	221,500	120	229,220
Deduct lapses and administrative furloughs.....		1,090		3,366		4,245
Net permanent, departmental.....		217,044		218,134		224,975
Deduct legislative reductions.....		21,704		32,720		20,683
01 Personal services (net).....		195,340		185,414		204,292
Estimated savings and unobligated bal- ances.....				28,170		29,813
Total estimate or appropriation.....		195,340		213,584		234,105

Salaries, Office of the Surgeon General—

Office of the Surgeon General, **[\$252,466]** \$240,763 (act Mar. 4, 1933, 47 Stat., p. 1571).

Estimate 1935, \$240,763

Appropriated 1934, \$252,466

Salaries, Office of Surgeon General—Continued.

By objects	Obligations					
	Estimate, 1935		Estimate, 1934		Actual, 1933	
	Posi- tions	Av. salary	Posi- tions	Av. salary	Posi- tions	Av. salary
PERSONAL SERVICES, DEPARTMENTAL						
Professional service:						
Grade 6. Chief librarian.....	1	\$5,600	1	\$5,600	1	\$5,600
Grade 4. Librarian.....	1	3,800	1	3,800	1	3,800
Grade 3. Associate engineer (architectural draftsman).....	1	3,200	1	3,200	1	3,200
Grade 1. Junior librarian.....	2	2,050	2	2,050	1	2,100
Subprofessional service:						
Grade 7. Principal library assistant.....	1	2,600	1	2,600	1	2,600
Grade 6. Senior medical technician (1 microscopist, 1 pathologist).....	2	2,100	2	2,100	2	2,100
Senior scientific aid (1 ento- mologist, 1 anatomist).....	2	2,050	2	2,050	2	2,050
Grade 5. Library assistant.....	2	1,830	2	1,830	2	1,830
Grade 4. Junior library assistant.....	5	1,764	5	1,764	5	1,812
Grade 3. Underlibrary assistant.....	7	1,500	7	1,500	9	1,520
Clerical, administrative, and fiscal service:						
Grade 11. Administrative officer (execu- tive assistant and chief clerk).....	1	4,000	1	4,000	1	4,000
Grade 8. Administrative assistant (assist- ant to the chief clerk).....	1	3,000	1	3,000	1	3,000
Grade 7. Junior administrative assistant (principal clerk of division or section).....	3	2,900	3	2,900	4	2,875
Grade 6. Principal clerk.....	4	2,475	4	2,475	3	2,534
Grade 5. Senior clerk.....	9	2,156	9	2,156	9	2,156
Senior clerk-stenographer.....	2	2,100	2	2,100	2	2,100
Senior translator.....	1	2,000	1	2,000	1	2,000
Senior photographer.....	1	2,400	1	2,400	1	2,400
Grade 4. Clerk.....	9	1,914	9	1,914	9	1,913
Clerk-stenographer.....	5	1,920	5	1,920	5	1,944
Statistical draftsman.....	1	1,800	1	1,800	1	1,800
Grade 3. Assistant clerk.....	20	1,755	20	1,755	20	1,755
Assistant clerk-stenographer.....	11	1,833	11	1,833	11	1,833
Senior operator, office devices.....	1	1,620	1	1,620	1	1,620
Grade 2. Junior clerk.....	10	1,584	10	1,584	12	1,560
Junior typist.....	3	1,580	3	1,580	3	1,580
Junior clerk-typist.....	21	1,551	21	1,551	22	1,546
Junior stenographer.....	1	1,500	1	1,500	1	1,500
Junior clerk-stenographer.....	3	1,600	3	1,600	3	1,600
Junior operator, office devices.....	3	1,640	3	1,640	3	1,640
Grade 1. Underclerk.....	1	1,440	1	1,440	1	1,440
Custodial service:						
Grade 4. Head messenger.....	1	1,500	1	1,500	1	1,500
Grade 3. Messenger.....	7	1,320	7	1,320	8	1,343
Minor mechanic.....	1	1,200	1	1,200	1	1,200
Grade 2. Junior laborer.....	5	1,236	5	1,236	5	1,236
Total permanent, departmental.....	149	273,624	149	273,624	154	281,482
Deduct lapses and administrative furloughs.....		6,110		5,194		6,014
Net permanent, departmental.....		267,514		268,430		275,468
Deduct legislative reductions.....		26,751		41,043		28,807
01 Personal services (net).....		240,763		227,387		246,661
Estimated savings and unobligated bal- ances.....				25,079		35,828
Total estimate or appropriation.....		240,763		252,466		282,489

Salaries, Bureau of Insular Affairs—

Office of the Chief of Bureau of Insular Affairs, **[\$77,636]** \$72,035 (act Mar. 4, 1933, 47 Stat., p. 1571).

Estimate 1935, \$72,035

Appropriated 1934, \$77,636

By objects	Obligations					
	Estimate, 1935		Estimate, 1934		Actual, 1933	
	Posi- tions	Av. salary	Posi- tions	Av. salary	Posi- tions	Av. salary
PERSONAL SERVICES, DEPARTMENTAL						
Subprofessional service:						
Grade 5. Library assistant.....					1	\$2,160
Clerical, administrative, and fiscal service:						
Grade 9. Senior administrative assistant— Chief clerk.....	1	\$3,400	1	\$3,400	1	3,400
Disbursing officer.....	1	3,300	1	3,300	1	3,300
Grade 7. Junior administrative assistant.....	2	2,900	2	2,900	2	2,900
Grade 6. Principal clerk.....	1	2,700	1	2,700	1	2,700
Grade 5. Senior clerk.....	4	2,200	4	2,200	4	2,200
Translator.....	1	2,000	1	2,000	1	2,000
Grade 4. Clerk.....	6	1,980	7	2,006	7	2,006
Grade 3. Assistant clerk.....	9	1,756	10	1,758	10	1,758
Assistant stenographer.....	5	1,788	5	1,788	5	1,788
Grade 2. Junior clerk.....	5	1,632	5	1,632	5	1,632
Junior stenographer.....	3	1,440	3	1,440	2	1,440
Grade 1. Underclerk.....	1	1,320	1	1,320	1	1,320

Salaries, Bureau of Insular Affairs—Continued.

By objects	Obligations					
	Estimate, 1935		Estimate, 1934		Actual, 1933	
	Posi- tions	Av. salary	Posi- tions	Av. salary	Posi- tions	Av. salary
PERSONAL SERVICES, DEPARTMENTAL—CON.						
Custodial service:						
Grade 3. Messenger	3	\$1,340	3	\$1,340	3	\$1,340
Total permanent, departmental	42	80,441	44	84,380	44	85,100
Deduct lapses and administrative furloughs.		402		3,338		1,619
Net permanent, departmental		80,039		81,042		83,481
Deduct legislative reductions		8,004		12,657		8,510
01 Personal services (net)		72,035		68,385		74,971
Estimated savings and unobligated bal- ances				9,249		10,442
Total estimate or appropriation		72,035		77,636		85,413

Salaries, Office of Chief of Engineers—

Office of Chief of Engineers, **[\$113,759]** \$108,296: *Provided*, That the services of skilled draftsmen, civil engineers, and such other services as the Secretary of War may deem necessary may be employed only in the office of the Chief of Engineers, to carry into effect the various appropriations for rivers and harbors, surveys, and preparation for and the consideration of river and harbor estimates and bills, to be paid from such appropriations: *Provided further*, That the expenditures on this account for the fiscal year **[1934]** 1935 shall not exceed **[\$193,955]** \$199,242; the Secretary of War shall each year, in the Budget, report to Congress the number of persons so employed, their duties, and the amount paid to each (*U.S.C., title 10, sec. 187; act Mar. 4, 1933, 47 Stat., p. 1571*).

Estimate 1935, **\$108,296**Appropriated 1934, **\$113,759**

By objects	Obligations					
	Estimate, 1935		Estimate, 1934		Actual, 1933	
	Posi- tions	Av. salary	Posi- tions	Av. salary	Posi- tions	Av. salary
PERSONAL SERVICES, DEPARTMENTAL						
Professional service:						
Grade 6. Principal engineer	1	\$5,600	1	\$5,600	1	\$5,600
Grade 4. Engineer	1	4,000	2	4,000	2	4,000
Grade 3. Associate engineer	3	3,288	3	3,233	3	3,233
Grade 3. Associate attorney	1	3,300	1	3,300	1	3,300
Grade 2. Assistant engineer	2	2,800	2	2,800	2	2,800
Subprofessional service:						
Grade 6. Senior engineering draftsman	2	2,150	2	2,150	2	2,150
Grade 5. Library assistant	1	1,980	1	1,980	1	1,980
Engineer draftsman	1	1,860	1	1,860	1	1,860
Clerical, administrative, and fiscal service:						
Grade 11. Principal administrative assist- ant (chief clerk of bureau)	1	4,000	1	4,000	1	4,000
Grade 7. Junior administrative assistant	2	2,800	2	2,800	2	2,800
Grade 6. Principal clerk	1	2,500	1	2,500	1.5	2,500
Grade 5. Senior clerk	8	2,200	8	2,200	8	2,200
Grade 4. Clerk-stenographer	1	1,980	1	1,980	1	1,980
Clerk	5	1,962	5	1,944	5.5	1,955
Head operator office devices	1	1,860	1	1,860	1	1,860
Grade 3. Assistant clerk-stenographer	8	1,770	8	1,755	8	1,761
Assistant clerk	5	1,755	5	1,740	5	1,743
Grade 2. Junior clerk typist	4	1,536	4	1,515	4	1,521
Junior operator office devices	1	1,800	1	1,800	1	1,800
Custodial service:						
Grade 3. Messenger	6	1,320	6	1,320	6	1,320
Grade 2. Laborer	2	1,140	2	1,140	2	1,140
Total permanent, departmental	57	120,933	58	124,400	59	126,766
Deduct lapses and administrative furloughs.		604		4,200		1,298
Net permanent, departmental		120,329		120,200		125,468
Deduct legislative reductions		12,033		17,407		12,764
01 Personal services (net)		108,296		102,793		112,704
Received by transfer from appropriation "Maintenance and improvement of exist- ing river and harbor works"						-2,240
Net total obligations		108,296		102,793		110,464
Estimated savings and unobligated bal- ances				10,966		14,062
Total estimate or appropriation		108,296		113,759		124,526

Salaries, Office of Chief of Ordnance—

Office of Chief of Ordnance **[\$405,343]** \$377,037 (*act Mar. 4, 1933, 47 Stat., p. 1571*).

Estimate 1935, **\$377,037**Appropriated 1934, **\$405,343**

Salaries, Office of Chief of Ordnance—Continued.

By objects	Obligations					
	Estimate, 1935		Estimate, 1934		Actual, 1933	
	Posi- tions	Av. salary	Posi- tions	Av. salary	Posi- tions	Av. salary
PERSONAL SERVICES, DEPARTMENTAL						
Professional service:						
Grade 6. Chief engineer	3	\$5,866	3	\$5,866	4	\$6,000
Chemical engineer	1	5,600	1	5,600	1	5,600
Grade 5. Senior engineer	12	4,625	12	4,625	12	4,625
Senior attorney	1	4,600	1	4,600	1	4,600
Grade 4. Engineer	5	3,880	5	3,880	5	3,880
Attorney	1	3,800	1	3,800	1	3,800
Grade 3. Associate engineer	16	3,231	16	3,231	16	3,231
Grade 2. Assistant engineer	7	2,686	7	2,686	7	2,686
Subprofessional service:						
Grade 8. Chief engineering draftsman	2	2,700	2	2,700	2	2,700
Grade 7. Senior social service worker					1	2,400
Principal engineering draftsman	3	2,333	3	2,333	3	2,333
Grade 6. Senior library assistant	1	2,100	1	2,100	1	2,100
Grade 4. Library assistant	1	1,680	1	1,680	1	1,680
Grade 3. Junior engineering draftsman	2	1,440	2	1,440	2	1,440
Grade 2. Apprentice engineering drafts- man	2	1,260	2	1,260	2	1,260
Clerical, administrative, and fiscal service:						
Grade 9. Senior administrative assistant	1	3,400	1	3,400	1	3,400
Grade 8. Administrative assistant	2	3,100	2	3,100	2	3,100
Grade 7. Junior administrative assistant	1	2,800	1	2,800	2	3,000
Grade 6. Principal clerk	13	2,523	13	2,523	13	2,523
Chief stenographer	1	2,400	1	2,400	1	2,400
Grade 5. Senior clerk	10	2,240	10	2,240	11	2,264
Senior clerk-stenographer	6	2,133	6	2,133	6	2,133
Grade 4. Clerk	7	1,963	7	1,963	7	1,963
Clerk-stenographer	9	1,953	9	1,953	9	1,953
Grade 3. Assistant clerk	12	1,785	12	1,785	12	1,785
Assistant clerk-stenographer	31	1,734	31	1,734	31	1,734
Grade 2. Junior clerk	6	1,560	6	1,560	7	1,560
Junior clerk-stenographer	6	1,440	6	1,440	7	1,440
Senior typist	1	1,680	1	1,680	1	1,680
Junior operator office devices	2	1,620	2	1,620	2	1,620
Grade 1. Underclerk	2	1,590	2	1,590	2	1,590
Custodial service:						
Grade 3. Messenger	10	1,332	10	1,332	10	1,332
Grade 2. Junior laborer	2	1,230	2	1,230	2	1,230
Total permanent, departmental	179	429,860	179	429,860	185	447,360
Deduct lapses and administrative furloughs.		10,930		18,930		10,925
Net permanent, departmental		418,930		410,930		436,435
Deduct legislative reductions		41,893		54,839		44,614
01 Personal services (net)		377,037		356,091		391,821
Estimated savings and unobligated balances				49,252		54,794
Total estimate or appropriation		377,037		405,343		446,618

Salaries, Office of Chief of Chemical Warfare Service—

Office of Chief of Chemical Warfare Service, **[\$47,922]** \$45,312 (*act Mar. 4, 1933, 47 Stat., p. 1571*).

Estimate 1935, **\$45,312**Appropriated 1934, **\$47,922**

By objects	Obligations					
	Estimate, 1935		Estimate, 1934		Actual, 1933	
	Posi- tions	Av. salary	Posi- tions	Av. salary	Posi- tions	Av. salary
PERSONAL SERVICES, DEPARTMENTAL						
Professional service:						
Grade 5. Chemist	1	\$4,800	1	\$4,800	1	\$4,800
Grade 4. Mechanical engineer	1	3,800	1	3,800	1	3,800
Patent expert	1	3,800	0.7	3,800		
Subprofessional service:						
Grade 8. Technical assistant	1	2,600	1	2,600	1	2,600
Clerical, administrative, and fiscal service:						
Grade 9. Law clerk			0.3	3,600		
Grade 8. Accountant	1	2,900	0.7	2,900	1	3,000
Grade 7. Chief clerk	1	3,000	1	3,000	1	3,000
Grade 5. Secretary to chief	1	2,100	1	2,100	1	2,200
Librarian			1	2,100	1	2,100
Grade 4. Clerk	9	2,020	9	1,933	8	1,935
Grade 3. Clerk	2	1,770	2	1,770	5	1,740
Grade 2. Clerk	3	1,480	3	1,480	3	1,480
Custodial service:						
Grade 3. Messenger	1	1,440	1	1,440	1	1,440
Total permanent, departmental	22	50,600	22.7	50,987	24	52,160
Deduct lapses and administrative furloughs.		253		387		17
Net permanent, departmental		50,347		50,600		52,143
Deduct legislative reductions		5,035		7,590		5,214
01 Personal services (net)		45,312		43,010		46,929
Estimated savings and unobligated balances				4,912		5,350
Total estimates or appropriations		45,312		47,922		52,279

*Salaries, Office of Chief of Coast Artillery—*Office of Chief of Coast Artillery, **[\$23,580]** \$22,417 (*act Mar. 4, 1933, 47 Stat., p. 1571*).Estimate 1935, **\$22,417**Appropriated 1934, **\$23,580**

By objects	Obligations					
	Estimate, 1935		Estimate, 1934		Actual, 1933	
	Posi- tions	Av. salary	Posi- tions	Av. salary	Posi- tions	Av. salary
PERSONAL SERVICES, DEPARTMENTAL						
Clerical, administrative, and fiscal service:						
Grade 7. Administrative assistant (chief clerk).....	1	\$3,000	1	\$3,000	1	\$3,000
Grade 6. Principal clerk.....	1	2,600	1	2,600	1	2,600
Grade 5. Senior clerk.....	2	2,150	2	2,150	2	2,150
Grade 4. Clerk.....	2	1,950	2	1,950	2	1,950
Clerk-stenographer.....	4	1,890	4	1,890	4	1,890
Grade 3. Assistant clerk-stenographer.....	1	1,620	1	1,620	1	1,620
Grade 2. Junior clerk.....	1	1,440	1	1,440	1	1,440
Grade 1. Under clerk.....	1	1,260	1	1,260	1	1,260
Total permanent, departmental.....	13	25,680	13	25,680	13	25,680
Deduct lapses and administrative furloughs.....		772		655		
		24,908		25,025		25,680
Deduct legislative reductions.....		2,491		3,852		2,726
01 Personal services (net).....		22,417		21,173		22,954
Estimated savings and unobligated balances.....				2,407		2,766
Total estimate or appropriation.....		22,417		23,580		25,720

*Salaries, National Guard Bureau—***[Militia]** National Guard Bureau, War Department, **[\$136,634]** \$127,604 (*act Mar. 4, 1933, 47 Stat., p. 1571*).Estimate 1935, **\$127,604**Appropriated 1934, **\$136,634**

By objects	Obligations					
	Estimate, 1935		Estimate, 1934		Actual, 1933	
	Posi- tions	Av. salary	Posi- tions	Av. salary	Posi- tions	Av. salary
PERSONAL SERVICES, DEPARTMENTAL						
Clerical, administrative, and fiscal service:						
Grade 9. Senior administrative assistant.....	1	\$3,500	1	\$3,500	1	\$3,500
Grade 8. Administrative assistant.....	2	3,000	2	3,000	2	3,000
Grade 7. Principal clerk.....	2	2,600	2	2,600	2	2,600
Grade 6. Principal clerk.....	1	2,500	1	2,500	1	2,500
Grade 5. Senior clerk.....	7	2,156	7	2,148	6.5	2,161
Senior clerk-bookkeeper.....	1	2,100	1	2,100	1	2,100
Senior clerk-stenographer.....	2	2,000	2	2,000	2	2,000
Grade 4. Clerk.....	10	1,836	11	1,855	10.7	1,872
Clerk, bookkeeper.....	2	1,860	2	1,860	2	1,860
Grade 3. Assistant clerk.....	20	1,680	20	1,680	20.8	1,683
Assistant clerk-stenographers.....	9	1,733	9	1,733	9	1,733
Senior stenographer.....	3	1,640	3	1,640	3	1,640
Assistant clerk-bookkeeper.....	2	1,680	2	1,680	2	1,680
Assistant clerk-typist.....	2	1,620	2	1,620	2	1,620
Clerk (property).....	1	1,620	1	1,620	1	1,620
Grade 2. Junior clerk.....	4.6	1,500	5	1,500	6	1,500
Junior clerk-typist.....	6	1,480	6	1,480	6	1,480
Junior stenographer.....	1	1,440	1	1,440	1	1,440
Grade 1. Under mimeograph operator.....	1	1,320	1	1,320	1	1,320
Custodial service:						
Grade 4. Head messenger.....	1	1,440	1	1,440	1	1,440
Grade 3. Senior laborer.....	1	1,320	1	1,320	1	1,320
Messenger.....	2	1,260	2	1,260	2	1,260
Total permanent, departmental.....	81.6	146,604	83	149,218	84	150,760
Deduct lapses and administrative furloughs.....		4,822		6,303		2,495
Net permanent, departmental.....		141,782		142,915		148,265
Deduct legislative reductions.....		14,178		22,383		15,324
01 Personal services, net.....		127,604		120,532		132,941
Estimated savings and unobligated balances.....				16,102		16,863
Total estimate or appropriation.....		127,604		136,634		149,804

In all, salaries, War Department, **[\$4,582,278]** \$4,168,936.

In expending appropriations or portions of appropriations, contained in this Act, for the payment for personal services in the District of Columbia in accordance with the Classification Act of 1923, as amended, with the exception of the Assistant Secretaries of War the average of the salaries of the total number of persons under any grade in any bureau, office, or other appropriation unit

shall not at any time exceed the average of the compensation rates specified for the grade by such Act, as amended: *Provided*, That this restriction shall not apply (1) to grades 1, 2, 3, and 4 of the clerical-mechanical service, or (2) to require the reduction in salary of any person whose compensation was fixed as of July 1, 1924, in accordance with the rules of section 6 of such Act, (3) to require the reduction in salary of any person who is transferred from one position to another position in the same or different grade in the same or a different bureau, office, or other appropriation unit, (4) to prevent the payment of a salary under any grade at a rate higher than the maximum rate of the grade when such higher rate is permitted by the Classification Act of 1923, as amended, and is specifically authorized by other law, or (5) to reduce the compensation of any person in a grade in which only one position is allocated (*act Mar. 4, 1933, 47 Stat., pp. 1571-1572*).

Total, salaries, War Department, annual appropriations, general fund:

Estimate 1935, **\$4,168,936**Appropriated 1934, **\$4,582,278****OFFICE OF THE SECRETARY***Contingent Expenses, War Department—*

For stationery; purchase of professional and scientific books, law books, including their exchange; books of reference, pamphlets, periodicals, newspapers, maps; typewriting and adding machines, and other labor-saving devices, including their repair and exchange; furniture and repairs to same; carpets, [matting,] linoleum, filing equipment, photo supplies, towels, ice, brooms, soap, sponges; for the purchase of a passenger-carrying automobile for the official use of the Secretary of War at not to exceed \$5,000, including the value of a vehicle exchanged; maintenance, repair, and operation of motor trucks and [motor cycles;] one motor-propelled passenger-carrying vehicle, to be used only for official purposes; freight and express charges; street-car fares, not exceeding \$750; postage to Postal Union countries; and other absolutely necessary expenses, including [not to exceed \$750 for] traveling expenses, **[\$144,750]** \$142,500 (*act Mar. 4, 1933, 47 Stat., p. 1572*).

Estimate 1935, **\$142,500**Appropriated 1934, **\$144,750**

By objects	Obligations		
	Estimate, 1935	Estimate, 1934	Actual, 1933
02 Supplies and materials.....	\$52,780	\$48,850	\$49,051
05 Communication service.....	21,500	19,600	21,763
06 Travel expenses.....	750	750	629
07 Transportation of things.....	150	150	23
11 Rents.....	21,860	14,220	18,358
12 Repairs and alterations.....	3,000	3,000	3,011
13 Special and miscellaneous current expenses.....	1,520	1,400	2,684
30 Equipment.....	40,940	17,030	41,366
Total.....	142,500	105,000	136,885
Estimated savings and unobligated balances.....		39,750	7,865
Total estimate or appropriation.....	142,500	144,750	144,750

Printing and Binding, War Department—

For printing and binding for the War Department, its bureaus and offices, and for all printing and binding for the field activities under the War Department, except such as may be authorized in accordance with existing law to be done elsewhere than at the Government Printing Office, **[\$450,000]** \$400,000: *Provided*, That the sum of \$3,000, or so much thereof as may be necessary, may be used for the publication, from time to time, of bulletins prepared under the direction of the Surgeon General of the Army, for the instruction of medical officers, when approved by the Secretary of War, and not exceeding **[\$89,300]** \$69,327 shall be available for printing and binding under the direction of the Chief of Engineers (*U.S.C., title 31, sec. 588; act Mar. 4, 1933, 47 Stat., p. 1572*).

Estimate 1935, **\$400,000**Appropriated 1934, **\$450,000**

Printing and Binding, War Department—Continued.

By objects	Obligations		
	Estimate, 1935	Estimate, 1934	Actual, 1933
08 Printing and binding.....	\$400,000	\$300,000	\$458,121
Estimated savings and unobligated balances.....		150,000	41,879
Total estimate or appropriation.....	400,000	450,000	500,000
BY ACTIVITIES			
1. Annual reports.....	38,050	38,150	37,008
2. Army extension courses, announcements, texts, etc.....	14,120	14,120	27,120
3. Army List and Directory.....	12,000	12,000	17,000
4. Army Register.....	20,000	20,000	23,000
5. Army Regulations and changes.....	12,075	6,575	14,000
6. Binding.....	20,174	4,917	17,769
7. Blank books, binders, etc.....	3,492	3,432	3,793
8. Blank forms.....	138,017	109,445	148,864
9. Circulars, general and special orders, and bulletins.....	27,709	22,480	33,131
10. Congressional publications.....	15,115	15,110	16,561
11. Directory of Officers in District of Columbia.....	1,500	600	1,500
12. Envelopes.....	122	122	100
13. Index to acts, resolutions, and documents.....	205	125	201
15. Letter, note, and memorandum heads.....	5,846	4,046	4,271
16. Publications, occasional, secret, etc.....	13,025	925	771
17. Public Resolution No. 13.....	3,000	3,000	3,000
18. Recruiting matter.....	3,000	3,000	3,306
19. U. S. Army Specifications and index.....	9,150	6,133	8,389
20. Supply catalog.....	1,100	1,100	
21. Tables of equipment.....	2,000	1,000	5,876
22. Tables of organization.....	3,000	1,000	6,000
23. Tabulating cards.....	5,000	3,000	5,000
24. Telephone Directory, War Department.....	650	650	650
25. Training memorandum forms and reports.....	800	800	1,075
26. Bridge laws.....	3,000		
27. Digest of Opinions of Judge Advocate General and index.....	800	800	800
28. Miscellaneous.....	6,770	6,770	7,492
29. Names of graduates, etc., National Board for the Promotion of Rifle Practice.....			200
30. National Guard Regulations.....	2,000	1,400	1,500
31. Nomenclature lists.....	5,000	2,750	5,438
32. Notes on National Guard Training.....			500
33. Price List of Rifles, etc., National Board for the Promotion of Rifle Practice.....	250	250	340
34. Rules and regulations relating to navigable waters.....			2,354
35. Tariff book.....	530		530
36. Training, technical, and field publications.....	30,000	13,800	58,100
37. U. S. Lake Survey Bulletins.....	2,500	2,500	2,482
Total.....	400,000	300,000	458,121
Estimated savings and unobligated balance.....		150,000	41,879
Total estimate or appropriation.....	400,000	450,000	500,000

Total, contingent items under Secretary of War, annual appropriations, general fund:

Estimate 1935, **\$542,500** Appropriated 1934, **\$594,750**

MILITARY ACTIVITIES**SUPPORT OF THE REGULAR ARMY***Contingencies of the Army—*

For all contingent expenses of the War Department and of the Army not otherwise provided for and embracing all branches of the military service, including the office of the Chief of Staff; for all emergencies and extraordinary expenses, including the employment of translators and exclusive of all other personal services in the War Department or any of its subordinate bureaus or offices in the District of Columbia, or in the Army at large, but impossible to be anticipated or classified, to be expended on the approval or authority of the Secretary of War, and for such purposes as he may deem proper, and for examination of estimates of appropriations and of military activities in the field, **[\$9,500]** \$7,000 (*act Mar. 4, 1933, 47 Stat., p. 1572*).

Estimate 1935, **\$7,000** Appropriated 1934, **\$9,500**

Contingencies of the Army—Continued.

By objects	Obligations		
	Estimate, 1935	Estimate, 1934	Actual, 1933
02 Office supplies, periodicals, etc.....	\$500	\$400	\$122
06 Travel expenses.....	2,500	2,000	408
Special and miscellaneous current expenses:			
1327 Entertainment expenses.....	1,500	609	2,861
1380 General purpose and miscellaneous current expenses.....	2,500	1,991	317
13 Total special and miscellaneous current expenses.....	4,000	2,600	3,178
Grand total.....	7,000	5,000	3,708
Estimated savings and unobligated balances.....		4,500	5,792
Total estimate or appropriation.....	7,000	9,500	9,500

Total under Secretary of War, annual appropriations, general fund:

Estimate 1935, **\$549,500** Appropriated 1934, **\$604,250**

GENERAL STAFF CORPS*Contingencies, Military Intelligence Division, General Staff Corps—*

For contingent expenses of the Military Intelligence Division, General Staff Corps, and of the military attachés at the United States embassies and legations abroad, including the purchase of law books, professional books of reference, and subscriptions to newspapers and periodicals; for the hire of interpreters, special agents, and guides, and for such other purposes as the Secretary of War may deem proper, including \$5,000 for the actual and necessary expenses of officers of the Army on duty abroad for the purpose of observing operations of armies of foreign states at war, to be paid upon certificates of the Secretary of War that the expenditures were necessary for obtaining military information, **[\$39,990]** \$27,500, to be expended under the direction of the Secretary of War: *Provided*, That section 3648, Revised Statutes (U.S.C., title 31, sec. 529), shall not apply to payments made from appropriations contained in this Act in compliance with the laws of foreign countries or their ministerial regulations under which the military attachés are required to operate (*U.S.C., title 10, sec. 34; act Mar. 4, 1933, 47 Stat., p. 1573*).

Annual appropriation, general fund:

Estimate 1935, **\$27,500** Appropriated 1934, **\$39,990**

By objects	Obligations		
	Estimate, 1935	Estimate, 1934	Actual, 1933
02 Supplies and materials.....	\$7,600	\$5,100	\$15,326
05 Communication service.....			136
13 Special and miscellaneous current expenses.....	18,900	18,400	30,889
30 Equipment.....	1,000	1,500	649
Total.....	27,500	25,000	47,000
Estimated savings and unobligated balance.....		14,990	
Total estimate or appropriation.....	27,500	39,990	47,000

ARMY WAR COLLEGE*Army War College—*

For expenses of the Army War College, being for the purchase of the necessary special stationery; textbooks, books of reference, scientific and professional papers, newspapers, and periodicals; maps; police utensils; employment of temporary, technical, or special services, and expenses of special lecturers; for the pay of employees **[(not to exceed \$60,093)]**; and for all other absolutely necessary expenses, **[\$63,927]** \$57,903 (*U.S.C., title 10, sec. 9; act Mar. 4, 1933, 47 Stat., p. 1573*).

Annual appropriation, general fund:

Estimate 1935, **\$57,903** Appropriated 1934, **\$63,927**

Army War College—Continued.

By objects	Obligations					
	Estimate, 1935		Estimate, 1934		Actual, 1933	
PERSONAL SERVICES, FIELD	Posi- tions	Av. salary	Posi- tions	Av. salary	Posi- tions	Av. salary
Professional service:						
Grade 2. Assistant librarian					1	\$3,000
Grade 1. Junior librarian	1	\$2,200	1	\$2,200	1	2,200
Subprofessional service:						
Grade 6. Senior library assistant	1	2,200	1	2,200	1	2,200
Grade 4. Library assistant	2	1,740	2	1,740	2	1,740
Grade 2. Apprentice engineering draftsman	1	1,260	1	1,260	1	1,260
Clerical, administrative, and fiscal service:						
Grade 8. Administrative assistant	1	3,000	1	3,000	1	3,000
Grade 6. Principal clerk	1	2,500	1	2,500	2	2,500
Principal property and supply clerk	1	2,500	1	2,500	1	2,500
Grade 5. Senior clerk	2	2,150	2	2,150	2	2,150
Senior clerk-stenographer	2	2,050	2	2,050	2	2,050
Grade 4. Clerk	1	1,980	1	1,980	1	1,980
Property and supply clerk					1	1,920
Mail, file, and record clerk	1	1,860	1	1,860	1	1,860
Grade 3. Assistant mail, file, and record clerk	1	1,680	1	1,680	1	1,680
Grade 2. Junior clerk	1	1,560	1	1,560	1	1,560
Junior property and supply clerk					1	1,560
Junior stenographer	1	1,440	1	1,440	2	1,440
Grade 1. Junior typist	6	1,280	6	1,280	6	1,280
Custodial service:						
Grade 8. Building custodian-engineer	1	2,100	1	2,100	1	2,100
Grade 5. Junior operating engineer					1	1,620
Grade 4. Bindery worker	1	1,320	1	1,320	1	1,320
Junior foreman of laborers	1	1,320	1	1,320	1	1,320
Senior guard					1	1,320
Grade 3. Junior stationary boiler fireman	4	1,260	4	1,260	4	1,260
Senior messenger	1	1,260	1	1,260	1	1,260
Guard					1	1,260
Grade 2. Unskilled laborer	1	1,140	1	1,140	1	1,140
Charwoman (part time)	2.2	1,224	2.2	1,224	1.9	1,124
Less than \$1,260: Guard	3	1,140	3	1,140	2	1,140
Total permanent, field	37.2	60,077	37.2	60,077	43.9	73,148
Deduct lapses and administrative furloughs						1,909
Net permanent, field		60,077		60,077		71,239
Deduct legislative reductions		6,008		9,011		7,190
Total cash paid salaries and wages		54,069		51,066		64,049
Special and miscellaneous payments for personal services		1,250		1,250		1,200
01 Personal services (net)		55,319		52,316		65,249
OTHER OBLIGATIONS						
02 Supplies and materials		2,500		2,500		3,374
08 Printing and binding, engraving, lithographing, photographing, and typewriting (job work)		34		34		34
12 Repairs and alterations		50		50		156
Total other obligations		2,584		2,584		3,564
Grand total obligations		57,903		54,900		68,813
Received by transfer from regular supplies appropriation						-6,880
Net total obligations		57,903		54,900		61,933
Estimated savings and unobligated balances				9,027		8,067
Total estimate or appropriation		57,903		63,927		70,000

ADJUTANT GENERAL'S DEPARTMENT

Command and General Staff School, Fort Leavenworth, Kans.—

For the purchase of textbooks, books of reference, scientific and professional papers, instruments, and material for instruction; employment of temporary technical, special, and clerical services; and for other necessary expenses of instruction, at the Command and General Staff School, Fort Leavenworth, Kansas **[\$33,000]** \$32,809 (act Mar. 4, 1933, 47 Stat., p. 1573).

Estimate 1935, \$32,809

Appropriated 1934, \$33,000

By objects	Obligations					
	Estimate, 1935		Estimate, 1934		Actual, 1933	
PERSONAL SERVICES, FIELD	Posi- tions	Av. salary	Posi- tions	Av. salary	Posi- tions	Av. salary
Clerical, administrative, and fiscal service:						
Grade 3. Confidential stenographer and secretary	1	\$1,860	1	\$1,860	1	\$1,860
Grade 3. Chief stenographer	1	1,740	1	1,740	1	1,740
Grade 2. Stenographer	3	1,540	3	1,540	3	1,540
Grade 1. Stenographer	3	1,320	3	1,320	3	1,320
Total permanent, field	8	12,180	8	12,180	8	12,180
Deduct legislative reductions		1,218		1,827		1,417
01 Personal services (net)		10,962		10,353		10,763

Command and General Staff School, Fort Leavenworth, Kans.—Con.

By objects	Obligations		
	Estimate, 1935	Estimate, 1934	Actual, 1933
OTHER OBLIGATIONS			
02 Supplies and materials	\$13,347	\$13,347	\$14,696
12 Educational and instructional equipment, repair, and alteration	3,000	3,000	1,711
30 Equipment	5,500	5,500	5,610
Total other obligations	21,847	21,847	22,017
Net total obligations	32,809	32,200	32,780
Estimated savings and unobligated balances		800	7,220
Total estimate or appropriation	32,809	33,000	40,000

Field Exercises—

For all additional expenses required solely for the conduct of special field exercises, including participation therein by the National Guard and the Organized Reserves, comprising additional allowances for enlisted men for quarters and rations, movement of personnel and matériel, maintenance, and operation of structures and utilities, and any other requisite supplies and services, \$223,052 (submitted).

Estimate 1935, \$223,052

By objects	Obligations		
	Estimate, 1935	Estimate, 1934	Actual, 1933
PERSONAL SERVICES			
0112 Temporary labor	\$250		
0121 Pay, officers, National Guard	8,126		\$6,286
0140 Allowances for quarters, etc	11,100		13,437
	19,476		19,723
Deduct legislative reduction	1,948		
01 Personal services	17,528		19,723
OTHER OBLIGATIONS			
02 Supplies and materials	58,570		81,973
03 Subsistence (rations)	13,650		16,800
05 Communication service	12,300		5,600
06 Travel	66,677		37,790
07 Transportation	27,178		33
10 Heat, light, power, water, etc	908		275
11 Rents	6,746		3,528
12 Repairs and alterations	19,495		5,170
Total other obligations	205,524		151,169
Total estimate or appropriation	223,052		170,892
BY PROJECTS			
1. General Headquarters First and Second Army Command post exercise	128,102		
2. Air Corps maneuvers	26,000		26,300
3. Maneuvers, Philippine Department	4,925		3,901
4. Maneuvers, Panama Canal Department	4,600		3,860
5. Maneuvers, Hawaiian Department	4,125		4,385
6. Maneuvers, First Cavalry (mechanized) and Tenth Brigade	5,500		
7. Maneuvers, Eighth Brigade	18,300		
8. Maneuvers, Fourteenth Brigade	12,000		
9. Maneuvers, Fifth and Sixth Brigades	8,500		
10. Maneuvers, Second Brigade	5,000		
11. Army War College Command post exercise	6,000		9,995
12. First Division Command post exercise			9,525
13. Command post exercises, Fourth Corps Area			27,438
14. Joint anti-aircraft Air Corps exercise			81,588
15. Mechanized force maneuvers			3,900
Total	223,052		170,892

¹ This amount included in various appropriations for 1933.

Welfare of Enlisted Men, Army—

For the equipment and conduct of school, reading, lunch, and amusement rooms, service clubs, chapels, gymnasiums, and libraries, including periodicals and other publications and subscriptions for newspapers, salaries and travel of civilians employed in the hostess and library services, transportation of books and equipment for these services, rental of films, purchase of slides for and making repairs to moving-picture outfits, and for similar and other recreational purposes at training and mobilization camps now established or which may be hereafter established, and travel **[(not to exceed \$825), \$66,778]** \$31,568 **[: Provided,**

That the Secretary of War shall deposit in the Treasury of the United States the unobligated balances on January 12, 1933, to the credit of the funds unobligated entitled "Other funds" and "Stars and Stripes," the money so deposited to be credited to a fund to be entitled "Recreation fund, Army," and such fund shall not be subject to withdrawal except in time of war, when it shall be available for expenditure by the Secretary of War for the recreation, amusement, comfort, contentment, and health of the enlisted personnel of the Military Establishment] (act Mar. 4, 1933, 47 Stat., p. 1573).

Estimate 1935, **\$31,568**Appropriated 1934, **\$66,778**

By objects	Obligations					
	Estimate, 1935		Estimate, 1934		Actual, 1933	
PERSONAL SERVICES, FIELD	Posi- tions	Av. salary	Posi- tions	Av. salary	Posi- tions	Av. salary
Subprofessional service:						
Grade 7. Librarian.....	5	\$2,540	7	\$2,514	7	\$2,514
Grade 5. Hostess.....	12	1,915	13	1,906	13	1,906
Total permanent, field.....	17	35,680	20	42,380	20	42,381
Deduct lapses and administrative furloughs.....				6,700		5,879
Net permanent, field.....		35,680		35,680		36,502
Deduct subsistence and quarters furnished.....		1,440		1,440		1,440
		34,240		34,240		35,062
Deduct legislative reductions.....		3,568		5,136		3,983
01 Personal services (net).....		30,672		29,104		31,079
OTHER OBLIGATIONS						
06 Travel expenses.....		196		196		65
07 Transportation of supplies and equip- ment.....		400		400		553
30 Equipment.....		300		300		26,258
Total other obligations.....		896		896		26,876
Grand total obligations.....		31,568		30,000		57,955
Estimated savings and unobligated balances.....				36,778		12,410
Total estimate or appropriation.....		31,568		66,778		70,365

Total under Adjutant General's Department, annual appropriations, general fund:

Estimate 1935, **\$287,429**Appropriated 1934, **\$99,778**

FINANCE DEPARTMENT

Pay of the Army—

For pay of not to exceed an average of twelve thousand commissioned officers, **\$28,871,420** **\$29,849,119**; pay of officers, National Guard, \$100; pay of warrant officers, **\$1,450,300** **\$1,336,407**; aviation increase to commissioned and warrant officers of the Army, [not to exceed \$1,608,093] **\$1,776,977**; additional pay to officers for length of service, **\$7,440,760** **\$8,247,591**; pay of enlisted men of the line and staff, not including the Philippine Scouts, **\$51,247,821** **\$45,948,153**; pay of enlisted men of National Guard, \$100; aviation increase to enlisted men of the Army, **\$588,279** **\$529,451**; pay of enlisted men of the Philippine Scouts, **\$1,050,446** **\$945,401**; additional pay for length of service to enlisted men, **\$3,667,172** **\$3,826,800**; pay of the officers on the retired list, **\$8,563,492** **\$9,188,436**; increased pay to retired officers on active duty, **\$3,810** **\$4,620** [and the appropriation for Pay of the Army, fiscal year 1933, shall be available for the increased pay and allowances of one retired officer on active duty in addition to the two retired officers specified in the War Department Act for that fiscal year]; pay of retired enlisted men, **\$12,322,241** **\$11,610,000**; pay of retired pay clerks, **\$1,548** **\$1,519**; pay not to exceed sixty civil-service messengers at not to exceed \$1,200 each at headquarters of the several Territorial departments, corps areas, Army and corps headquarters, Territorial districts, tactical divisions and brigades, service schools, camps, and ports of embarkation and debarkation, **\$66,000** **\$64,800**; pay and allowances of contract surgeons, **\$47,228** **\$46,148**; pay of nurses, **\$781,073** **\$804,204**; pay of hospital matrons, **\$600** **\$540**; rental allowances, including allowances for quarters for enlisted men on duty where public quarters are not available, **\$5,655,160** **\$5,591,545**; subsistence allowances, **\$5,056,751** **\$5,526,604**; interest on soldiers' deposits, \$30,000; payment of exchange by officers serving in foreign countries, and when specially authorized by the Secretary of War, by officers disbursing funds pertaining to the War Department, when serving in Alaska, and all foreign money received shall be charged to and paid out by disbursing officers of the Army at the legal valuation fixed by the Secretary

of the Treasury, \$100; in all, **\$128,452,494** **\$125,326,615** less \$285,000 to be supplied by the Secretary of War for this purpose from funds received during the fiscal year [1934] 1935 from the purchase by enlisted men of the Army of their discharges, **\$128,167,494** **\$125,041,615**; and the money herein appropriated for "Pay, and so forth, of the Army" shall be accounted for as one fund: *Provided*, [That no part of this appropriation shall be available to pay any officer detailed as a military aide to any civil officer of the United States outside of the War Department except the President: *Provided further*, That no appropriation contained in this Act shall be available for or on account of the maintenance of more than thirty-two military attachés: *Provided further*, That no appropriation contained in this Act shall be available for or on account of the maintenance of more than eighty-three bands: *Provided further*] That during the fiscal year ending June 30, 1934, no officer of the Army shall be entitled to receive an addition to his pay in consequence of the provisions of the Act approved May 11, 1908 (U.S.C., title 10, sec. 803), or of section 1261 of the Revised Statutes (U.S.C., title 10, sec. 692) [*Provided further*, That no appropriation contained in this Act shall be available for the pay and allowance of any commissioned officer convicted of felony and which conviction has been affirmed by an appellate court unless approved by the Secretary of War] (U.S.C., title 10, secs. 107, 161, 162, 164, 274, 300, 301, 302, 333, 334, 482, 483, 487, 551, 591, 604, 605, 803, 907, 931, 941-945, 980, 991; title 32, sec. 9; title 37, secs. 1, 3, 5, 7, 9, 10, 12, 13, 19, 22, 26, 29; acts Mar. 3, 1911, 36 Stat., p. 1044; Aug. 11, 1915, 39 Stat., p. 493; Aug. 29, 1916, 39 Stat., p. 629; June 27, 1918, 40 Stat., p. 623; Mar. 4, 1933, 47 Stat., p. 1574).

Estimate 1935, **\$125,041,615**Appropriated 1934, **\$128,167,494**

By objects	Obligations		
	Estimate, 1935	Estimate, 1934	Actual, 1933
PERSONAL SERVICE			
0111 Contract surgeons.....	\$51,276	\$51,276	\$46,849
0121 Pay of officers.....	33,165,688	31,541,600	31,473,756
0121 Pay of officers of National Guard.....	100		
0121 Longevity increase (officers).....	9,163,990	8,017,000	8,109,647
0121 Philippine Scouts.....	1,050,446	1,084,246	1,108,974
0121 Active duty retired officers.....	5,133	3,810	18,512
0122 Warrant officers.....	1,484,896	1,581,236	1,691,809
0122 Aviation increase (officers).....	1,974,419	1,754,283	1,786,320
0123 Pay of enlisted men.....	51,051,281	51,383,180	52,757,890
0123 Pay of enlisted men, National Guard.....	100		
0123 Aviation increase (enlisted men).....	588,279	588,279	538,925
0123 Longevity increase (enlisted men).....	4,252,000	3,842,805	3,861,567
0123 Active duty retired enlisted men.....			351
0124 Nurses.....	893,560	852,080	828,178
0124 Hospital matrons.....	600	600	576
0125 Civil service messengers.....	72,000	72,000	64,166
0140 Rental allowance (officers and others).....	5,272,928	4,804,377	4,849,924
0140 Rental allowance (enlisted men).....	939,900	847,653	855,837
0140 Subsistence allowance.....	6,140,671	5,058,154	5,093,059
Total personal services.....	116,107,267	111,482,609	113,086,340
Deduct legislative reduction.....	11,610,707	15,598,302	6,586,287
01 Personal services (net).....	104,496,560	95,884,307	106,500,053
OTHER OBLIGATIONS			
13 Payment of exchange.....	100	100	62
20 Interest on soldiers' deposits.....	30,000	30,000	37,805
Pensions, retirements, etc.:			
2111 Retired officers.....	10,209,373	9,839,550	9,418,205
2111 Retired enlisted men.....	12,900,000	12,650,000	12,239,225
2111 Retired pay clerks.....	1,688	1,688	1,688
Total pensions, retirements, etc.....	23,111,061	22,491,238	21,659,118
Deduct legislative reduction.....	2,311,106	3,373,685	1,401,384
21 Pensions, retirements, etc. (net).....	20,799,955	19,117,553	20,257,734
Grand total obligations.....	125,326,615	115,031,960	126,795,654
Received by transfer from purchase of discharge funds.....	-285,000	-150,000	-165,371
Net total obligations.....	125,041,615	114,881,960	126,630,283
Estimated savings and unobligated balances.....		13,285,534	9,611,921
Total estimate or appropriation.....	125,041,615	128,167,494	136,242,204

None of the money appropriated in this Act shall be used to pay any officer on the retired list of the Army who for himself or for others engages in the selling, contracting for the sale of, negotiating for the sale of, or furnishing to the Army or the War Department any supplies, materials, equipment, lands, buildings, plants, vessels, or munitions. None of the money appropriated in this Act shall be paid to any officer on the retired list of the Army who, having been retired before reaching the age of sixty-four, is employed in the

United States or its possessions by any individual, partnership, corporation, or association regularly or frequently engaged in making direct sales of any merchandise or material to the War Department or the Army.

No appropriation for the pay of the Army shall be available for the pay of any officer or enlisted man on active list of the Army who is engaged in any manner with any publication which is or may be issued by or for any branch or organization of the Army or military association in which officers or enlisted men have membership and which carries paid advertising of firms doing business with the War Department: *Provided, however*, That nothing herein contained shall be construed to prohibit officers from writing or disseminating articles in accordance with regulations issued by the Secretary of War (*act Mar. 4, 1933, 47 Stat., p. 1575*).

Mileage of the Army—

For mileage, reimbursement of actual traveling expenses, or per diem allowances in lieu thereof, as authorized by law, to commissioned officers, warrant officers, contract surgeons, and expert accountant, Inspector General's Department, not to exceed **[\$506,250] \$435,000** (*U.S.C., title 10, secs. 747, 870; title 37, sec. 20; act Mar. 4, 1933, 47 Stat., p. 1575*).

Estimate 1935, **\$435,000**

Appropriated 1934, **\$506,250**

By objects	Obligations		
	Estimate, 1935	Estimate, 1934	Actual, 1933
06 Mileage of the Army.....	\$435,000	\$381,200	\$321,508
Estimated savings and unobligated balances.....		125,050	184,742
Total estimate or appropriation.....	435,000	506,250	506,250

Expenses of Courts-Martial—

For expenses of courts-martial, courts of inquiry, military commissions, retiring boards, and compensation of reporters and witnesses attending same, contract stenographic reporting services, and expenses of taking depositions and securing other evidence for use before the same, including [not to exceed \$3,225 for] traveling expenses, **[\$50,000] \$30,000** (*R.S., p. 1287; U.S.C., title 10, secs. 644, 963; act Mar. 4, 1933, 47 Stat., p. 1575*).

Estimate 1935, **\$30,000**

Appropriated 1934, **\$50,000**

By objects	Obligations		
	Estimate, 1935	Estimate, 1934	Actual, 1933
0150 Courtmartial, courts of inquiry, military commissions, etc.....	\$30,000	\$30,000	\$29,940
Estimated savings and unobligated balances.....		20,000	28,985
Total estimate or appropriation.....	30,000	50,000	58,925

Apprehension of Deserters, etc.—

For the apprehension, securing, and delivering of soldiers absent without leave and of deserters, including escaped military prisoners, and the expenses incident to their pursuit; and no greater sum than \$25 for each deserter or escaped military prisoner shall, in the discretion of the Secretary of War, be paid to any civil officer or citizen for such services and expenses; for a donation of \$10 to prisoner discharged otherwise than honorably upon his release from confinement under court-martial sentence involving dishonorable discharge, **[\$30,000] \$25,000** (*R.S., p. 1137; act Mar. 4, 1933, 47 Stat., p. 1575*).

Estimated 1935, **\$25,000**

Appropriated 1934, **\$30,000**

By objects	Obligations		
	Estimate, 1935	Estimate, 1934	Actual, 1933
13 Rewards for apprehension and delivery of deserters and escaped military prisoners.....	\$5,000	\$5,000	\$2,845
22 Donation of \$10 to discharged military prisoners.....	20,000	20,000	16,114
Total obligations.....	25,000	25,000	18,959
Estimated savings and unobligated balances.....		5,000	11,041
Total estimate or appropriation.....	25,000	30,000	30,000

Finance Service—

For compensation of clerks and other employees of the Finance Department, including not to exceed \$450 for allowances for living quarters, including heat, fuel, and light, as authorized by the Act approved June 26, 1930 (*U.S.C., Supp. [V] VI, title 5, sec. 118a*), **[\$1,024,061] \$904,514** (*U.S.C., title 10, sec. 171; U.S.C., Supp. VI, title 5, sec. 118a; act Mar. 4, 1933, 47 Stat., p. 1575*).

Estimate 1935, **\$904,514**

Appropriated 1934, **\$1,024,061**

By objects	Obligations					
	Estimate, 1935		Estimate, 1934		Actual, 1933	
	Posi- tions	Av. salary	Posi- tions	Av. salary	Posi- tions	Av. salary
PERSONAL SERVICE, FIELD						
Clerical, administrative, and fiscal service:						
Grade 10. Senior transportation rate auditor.....	1	\$3,600	1	\$3,600	1	\$3,600
Grade 9. Transportation rate auditor.....	1	3,200	1	3,750	2	3,300
Grade 8. Associate transportation rate auditor.....	4	2,850	4	2,850	4	2,850
Associate administrative assistant.....	19	3,026	19	3,026	19	3,047
Grade 7. Assistant transportation rate auditor.....	4	2,600	4	2,600	4	2,600
Junior administrative assistant.....	12	2,667	12	2,667	14	2,692
Grade 6. Senior transportation rate clerk.....	12	2,400	12	2,400	12	2,400
Principal clerk.....	17	2,388	17	2,388	19	2,463
Grade 5. Transportation rate clerk.....	15	2,140	15	2,140	16	2,138
Senior clerk.....	39	2,254	39	2,254	41	2,266
Grade 4. Junior transportation rate clerk.....	1	1,860	1	1,860	1	1,860
Junior supervisor, duplicating section.....	1	2,100	1	2,100	1	2,100
Main clerk.....	94	1,926	94	1,926	93	1,932
Property and supply clerk.....	1	2,100	1	2,100	1	2,100
Grade 3. Assistant clerk.....	132	1,780	132	1,781	154	1,784
Grade 2. Junior clerk.....	198	1,559	198	1,562	192	1,571
Grade 1. Underclerk.....	2	1,410	2	1,410	5	1,428
Mimeograph operator.....	1	1,440	1	1,440	1	1,440
Clerical less than \$1.260 per annum.....	7	750	7	750	6	825
Custodial service:						
Grade 6. Office appliance repairman.....	1	1,680	1	1,680	1	1,680
Messenger.....	17	1,193	17	1,193	19	1,295
Messenger less than grade 1.....	3	540	3	540	3	540
Total permanent, field.....	582	1,073,010	582	1,073,628	609	1,132,410
Deduct lapses and administrative furloughs.....		68,445		69,063		15,021
Net permanent, field.....		1,004,565		1,004,565		1,117,389
Cash allowances in foreign service for quarters, heat, light, etc.....		450		450		525
Total cash paid salaries and wages.....		1,005,015		1,005,015		1,117,914
Deduct legislative reduction.....		100,501		150,752		110,638
01 Personal service (net).....		904,514		854,263		1,007,276
Estimated savings and unobligated balances.....				169,798		119,014
Total estimate or appropriation.....		904,514		1,024,061		1,126,290

Claims for Damages to and Loss of Private Property—

For payment of claims not exceeding \$500 each in amount for damages to or loss of private property incident to the training, practice, operation, or maintenance of the Army that have accrued, or may hereafter accrue, from time to time, **[\$10,000] \$15,000**: *Provided*, That settlement of such claims shall be made by the General Accounting Office, upon the approval and recommendation of the Secretary of War, where the amount of damages has been ascertained by the War Department, and payment thereof will be accepted by the owners of the property in full satisfaction of such damages (*U.S.C., title 31, sec. 223; act Mar. 4, 1933, 47 Stat., p. 1576*).

Estimate 1935, **\$15,000**

Appropriated 1934, **\$10,000**

By objects	Obligations		
	Estimate, 1935	Estimate, 1934	Actual, 1933
53 Claims for damages to and loss of private property.....	\$15,000	\$10,000	\$10,496
No-year appropriation obligated in 1933.....			—10,396
Total estimate or appropriation.....	15,000	10,000	100

Claims of Officers, Enlisted Men, and Nurses of the Army for Destruction of Private Property—

For the payment of claims of officers, enlisted men, and nurses of the Army for private property [loss] lost, destroyed, captured, abandoned, or damaged in the military service of the United States, under the provisions of an Act approved March 4, 1921 (*U.S.C., title 31, secs. 218–222*), **[\$20,000] \$17,500** (*U.S.C., title 31, secs. 218–222; act Mar. 4, 1933, 47 Stat., p. 1576*).

Estimate 1935, **\$17,500**

Appropriated 1934, **\$20,000**

Claims of Officers, Enlisted Men, and Nurses of the Army for Destruction of Private Property—Continued.

By objects	Obligations		
	Estimate, 1935	Estimate, 1934	Actual, 1933
53 Claims of officers, enlisted men, and nurses of the Army for destruction of private property.....	\$17,500	\$17,500	\$13,428
No-year appropriation obligated in 1933.....			-13,328
Net total obligations.....	17,500	17,500	100
Estimated savings and unobligated balances.....		2,500	
Total estimate or appropriation.....	17,500	20,000	100

Total, support of the Regular Army under Finance Department, annual appropriations, general fund:

Estimate 1935, **\$126,468,629** Appropriated 1934, **\$129,807,805**

Indefinite appropriation:

Claims of Officers and Men of the Army for Destruction of Private Property (U.S.C., title 31, secs. 218, 222).

Estimate 1935, **\$900** Appropriated 1934, **\$900**

By objects	Obligations		
	Estimate, 1935	Estimate, 1934	Actual, 1933
53 Claims of officers and men of the Army for destruction of private property.....	\$900	\$900	\$1,221
No-year appropriation obligated in 1933.....			-321
Total estimate or appropriation.....	900	900	900

Payment of Patent Claims of British Nationals—

53 Claims, patent, of British nationals: Obligations—1933, \$255,500.

Total, Finance Department, general fund:

Estimate 1935, **\$126,469,529** Appropriated 1934, **\$129,808,705**

QUARTERMASTER CORPS*Subsistence of the Army—*

Subsistence of the Army: Purchase of subsistence supplies: For issue as rations to troops, including retired enlisted men when ordered to active duty, civil employees when entitled thereto, hospital matrons, applicants for enlistment while held under observation, general prisoners of war (including Indians held by the Army as prisoners, but for whose subsistence appropriation is not otherwise made), Indians employed by the Army as guides and scouts, and general prisoners at posts; for the subsistence of the masters, officers, crews, and employees of the vessels of the Army Transport Service; hot coffee for troops traveling when supplied with cooked or travel rations; meals for recruiting parties and applicants for enlistment while under observation; for sales to officers, including members of the Officers' Reserve Corps while on active duty, and enlisted men of the Army. For payments: Of the regulation allowances of commutation in lieu of rations to enlisted men on furlough, enlisted men when stationed at places where rations in kind can not be economically issued, including retired enlisted men when ordered to active duty and when traveling on detached duty where it is impracticable to carry rations of any kind, enlisted men selected to contest for places or prizes in department and Army rifle competitions when traveling to and from places of contest, applicants for enlistment, and general prisoners while traveling under orders. For payment of the regulation allowances of commutation in lieu of rations for enlisted men, applicants for enlistment while held under observation, civilian employees who are entitled to subsistence at public expense, and general prisoners while sick in hospitals, to be paid to the surgeon in charge; advertising; for providing prizes to be established by the Secretary of War for enlisted men of the Army who graduate from the Army schools for bakers and cooks, the total amount of such prizes at the various schools not to exceed

\$900 per annum; and for other necessary expenses incident to the purchase, testing, care, preservation, issue, sale, and accounting for subsistence supplies for the Army; in all, [including not to exceed \$100,706 for traveling expenses, \$15,160,196] **\$17,691,828: Provided**, That none of the money appropriated in this Act shall be used for the purchase of oleomargarine or butter substitutes for other than cooking purposes, except to supply an expressed preference therefor or for use where climatic or other conditions render the use of butter impracticable (U.S.C., title 10, secs. 72, 724; act Mar. 4, 1933, 47 Stat., pp. 1576-1577).

Estimate 1935, **\$17,691,828** Appropriated 1934, **\$15,160,196**

By objects	Obligations		
	Estimate, 1935	Estimate, 1934	Actual, 1933
Supplies and materials:			
0220 Procurement of laboratory and testing supplies.....	\$800	\$800	\$800
0260 Procurement of provisions and payment of ration savings and for authorized sales.....	15,131,788	13,160,550	14,519,532
0284 Procurement of ice for preservation of subsistence supplies prior to issue, packing receptacles and packing supplies.....	76,000	76,000	76,000
02 Total supplies and materials.....	15,208,588	13,237,350	14,596,332
Subsistence and support of persons:			
0300 Procurement of meals (service) for applicants for enlistment when not in a travel status.....	48,180	48,180	48,180
0340 Payment of commutation of rations.....	2,129,890	1,998,714	2,290,396
03 Total subsistence and support of persons.....	2,178,070	2,046,894	2,338,576
06 Travel expenses.....	90,120	100,706	100,706
07 Transportation of things.....	206,000	206,000	206,000
09 Advertising.....	50	50	50
13 Special and miscellaneous current expenses.....	9,000	9,000	9,000
Grand total obligations.....	17,691,828	15,600,000	17,250,664
Less deduction on account of excess working capital.....		-439,804	-5,435,166
Total estimate or appropriation.....	17,691,828	15,160,196	11,815,498

Regular Supplies of the Army—

Regular supplies of the Army: Regular supplies of the Quartermaster Corps, including their care and protection; stoves required for the use of the Army for heating offices, hospitals, barracks, and quarters, and recruiting stations, and United States disciplinary barracks; also ranges, stoves, coffee roasters, and appliances for cooking and serving food at posts in the field and when traveling, and repair and maintenance of such heating and cooking appliances; authorized issues of candles and matches; for post bakery and bake-oven equipment and apparatus; for ice for issue to organizations of enlisted men and offices at such places as the Secretary of War may determine, and for preservation of stores; authorized issues of soap, toilet paper, and towels; for the necessary furniture, textbooks, paper, and equipment for the post schools and libraries, and for schools for noncommissioned officers; for the purchase and issue of instruments, office furniture, stationery, and other authorized articles for the use of officers' schools at the several military posts; for purchase of commercial newspapers, market reports, and so forth; for the tableware and mess furniture for kitchens and mess halls, each and all for the enlisted men, including recruits; for forage, salt, and vinegar for the horses, mules, oxen, and other draft and riding animals of the Quartermaster Corps at the several posts and stations and with the armies in the field, for the horses of the several regiments of Cavalry and batteries of Artillery and such companies of Infantry and Scouts as may be mounted, and for remounts and for the authorized number of officers' horses, including bedding for the animals; for seeds and implements required for the raising of forage at remount depots and on military reservations in the Hawaiian, Philippine, and Panama Canal Departments, and for labor and expenses incident thereto, including, when specifically authorized by the Secretary of War, the cost of irrigation; for the purchase of implements and hire of labor for harvesting hay on military reservations; for straw for soldiers' bedding, stationery, typewriters and exchange of same, including blank books and blank forms for the Army, certificates for discharged soldiers, and for printing department orders and reports, **\$2,796,465** **\$3,092,663 (U.S.C., title 10, secs. 72, 1346; act Mar. 4, 1933, 47 Stat., p. 1577).**

Estimate 1935, **\$3,092,663** Appropriated 1934, **\$2,796,465**

Regular Supplies of the Army—Continued.

By objects	Obligations					
	Estimate, 1935		Estimate, 1934		Actual, 1933	
	Posi- tions	Av. salary	Posi- tions	Av. salary	Posi- tions	Av. salary
PERSONAL SERVICES, FIELD						
Clerical, administrative, and fiscal service:						
Grade 3. Clerk.....	1	\$1,620	1	\$1,620	1	\$1,620
Grade 2. Proofreader.....	1	1,440	1	1,440	1	1,440
Crafts and custodial service:						
Grade 10. Foreman printer.....	2	2,800	2	2,800	2	2,800
Machinist and linotype operator.....	1	2,900	1	2,900	1	2,900
Grade 9. Foreman printer.....	2	2,450	2	2,450	2	2,450
Printer.....	1	2,300	1	2,300	1	2,300
Linotype operator.....	1	2,300	1	2,300	1	2,300
Typewriter repairman.....	1	2,300	1	2,300	1	2,300
Grade 8. Photo-engraver.....	1	2,200	1	2,200	1	2,200
Linotype operator.....	7	2,128	7	2,128	7	2,128
Foreman printer.....	3	2,033	3	2,033	3	2,033
Typewriter repairman.....	2	2,050	2	2,050	2	2,050
Grade 7. Linotype operator.....	1	1,860	1	1,860	1	1,860
Typewriter repairman.....	6	1,910	6	1,910	6	1,910
Grade 6. Pressman.....	1	1,680	1	1,680	1	1,680
Printer.....	3	1,800	3	1,800	3	1,800
Typewriter repairman.....	3	1,760	3	1,760	3	1,760
Grade 5. Pressman.....	2	1,500	2	1,500	2	1,500
Printer.....	1	1,500	1	1,500	1	1,500
Typewriter repairman.....	4	1,560	4	1,560	4	1,560
Grade 2. Foreman printer.....	1	1,080	1	1,080	1	1,080
Less than \$1,080. Typewriter repairman.....	1	1,020	1	1,020	1	1,020
Assistant foreman printer.....	1	570	1	570	1	570
Bookbinder.....	1	540	1	540	1	540
Printer.....	2	540				
Compositor.....	4	480	4	480	4	480
Pressman.....	1	480	1	480	1	480
Typewriter repairman.....			1	300	1	300
Total permanent, field.....	54	92,690	54	92,990	54	92,990
Temporary employees, field.....		890		590		590
All personal services, field.....		93,580		93,580		93,580
Deduct subsistence and quarters furnished.....		300		300		300
Deduct legislative reductions.....		93,280		93,280		93,280
		9,358		13,896		10,347
01 Personal services (net).....		83,922		79,384		82,933
OTHER OBLIGATIONS						
Supplies and materials:						
0200 Stationery and office supplies.....		200,000		150,000		239,459
0220 Furniture, supplies, and equipment for post schools and libraries.....		7,675		5,175		6,958
0222 Newspapers, periodicals and market reports (except for post libraries).....		4,800		4,800		5,153
0250 Forage, salt, soda ash, bedding, raising forage, and harvesting hay.....		1,768,341		1,545,616		1,861,132
0280 Soap, toilet paper, matches, etc.....		125,000		125,000		205,819
0280 Miscellaneous and sanitary supplies.....		217,035		159,625		470,277
0280 Ice for issue to organizations.....		130,000		120,000		130,000
02 Total supplies and materials.....		2,452,851		2,110,216		2,918,798
04 Shoeing horses and mules.....		70,474		62,000		70,271
07 Transportation of Quartermaster supplies.....		85,000		35,000		91,637
08 Maintenance and operation of field printing plants.....		45,000		45,000		45,417
Equipment:						
3010 Office furniture and filing equipment, except for branches whose appropriations provide therefor.....		15,400		7,366		79,884
3015 Commissary chests, kitchen and dining room equipment, crockery, and cutlery.....		70,000		40,000		100,850
3017 Typewriters, office machines, and devices.....		96,300		45,000		135,428
3051 Heating stoves, ranges, and parts.....		111,694		60,000		177,762
3052 Picket rope, blacksmiths', farriers', carpenters' and saddlers' tools for issue to organizations.....		8,000		8,000		7,151
3052 Coffee roasters, rolling kitchens, field bake ovens, field ranges, tent stoves, and appliances for preparing and serving food.....		24,002		20,000		44,562
3053 Warehouse and fuel-handling equipment.....		30,000		20,000		126,016
Total equipment.....		355,416		200,366		671,653
Total other obligations.....		3,008,741		2,452,582		3,797,776
Grand total obligations.....		3,092,663		2,531,966		3,880,709
Transferred to Army War College.....						+6,880
Net total obligations.....		3,092,663		2,531,966		3,887,589
Estimated savings and unobligated balances.....				264,499		17,337
Total estimate or appropriation.....		3,092,663		2,796,465		3,904,926

Regular Supplies of the Army—Continued.

By objects	Obligations		
	Estimate, 1935	Estimate, 1934	Actual, 1933
BY ACTIVITIES OR PROJECTS			
1. Pay of civilian employees.....	\$83,922	\$79,384	\$82,933
2. Stationery and office supplies.....	200,000	150,000	239,459
3. Furniture, supplies, and equipment for post schools and libraries.....	7,675	5,175	6,958
4. Newspapers, periodicals, and market reports (except for post libraries).....	4,800	4,800	5,153
5. Forage, salt, soda ash, bedding, raising forage, and harvesting hay.....	1,768,341	1,545,616	1,861,132
6. Shoeing horses and mules.....	70,474	62,000	70,271
7. Soap, matches, toilet paper, etc.....	125,000	125,000	205,819
8. Miscellaneous and sanitary supplies.....	217,035	159,625	470,277
9. Transportation of supplies from point of origin to first point of storage or consumption.....	85,000	35,000	91,637
10. Maintenance and operation of field printing plants.....	45,000	45,000	45,417
11. Office furniture and filing equipment.....	15,400	7,366	79,884
12. Commissary chests, kitchen equipment.....	70,000	40,000	100,850
13. Typewriters, office machines, and devices.....	96,300	45,000	135,428
14. Picket rope, blacksmiths', carpenters', and saddlers' tools and tool chests.....	8,000	8,000	7,151
15. Heating stoves, ranges, and parts.....	111,694	60,000	177,762
16. Coffee roasters, rolling kitchens, field bake ovens, field ranges, tent stoves, and appliances for preparing and serving food.....	24,022	20,000	44,562
17. Warehouse and fuel handling equipment.....	30,000	20,000	126,016
18. Ice for issue to organizations.....	130,000	120,000	130,000
Total.....	3,092,663	2,531,966	3,880,709

Clothing and Equipage—

Clothing and equipage: For cloth, woollens, materials, and for the purchase and manufacture of clothing for the Army including retired enlisted men when ordered to active duty, for issue and for sale; for payment of commutation of clothing due to warrant officers of the mine planter service and to enlisted men; for altering and fitting clothing and washing and cleaning when necessary; for operation of laundries, existing or now under construction, including purchase and repair of laundry machinery therefor; for the authorized issues of laundry materials for use of general prisoners confined at military posts without pay or allowances, and for applicants for enlistment while held under observation; for equipment and repair of equipment of existing dry-cleaning plants, salvage and sorting storehouses, hat repairing shops, shoe repair shops, clothing repair shops, and garbage reduction works; for equipage, including authorized issues of toilet articles, barbers' and tailors' materials, for use of general prisoners confined at military posts without pay or allowances and applicants for enlistment while held under observation; issue of toilet kits to recruits upon their first enlistment, and issue of housewives to the Army; for expenses of packing and handling and similar necessities; for a suit of citizen's outer clothing and when necessary an overcoat, the cost of all not to exceed \$30, to be issued to each soldier discharged otherwise than honorably, to each enlisted man convicted by civil court for an offense resulting in confinement in a penitentiary or other civil prison, and to each enlisted man ordered interned by reason of the fact that he is an alien enemy, or for the same reason, discharged without internment; for indemnity to officers and men of the Army for clothing and bedding, and so forth, destroyed since April 22, 1893, by order of medical officers of the Army for sanitary reasons, **[\$5,444,045]** \$5,502,824, of which amount not exceeding \$60,000 shall be available immediately for the procurement and transportation of fuel for the service of the fiscal year **[1934]** 1935 (*U.S.C., title 10, secs. 72, 831; act Mar. 4, 1933, 47 Stat., pp. 1577-1578*).

Estimate 1935, **\$5,502,824**Appropriated 1934, **\$5,444,045**

By objects	Obligations					
	Estimate, 1935		Estimate, 1934		Actual, 1933	
	Posi- tions	Av. salary	Posi- tions	Av. salary	Posi- tions	Av. salary
PERSONAL SERVICES, FIELD						
Subprofessional service:						
Grade 6. Mechanical draftsman.....	1	\$1,920	1	\$1,920	1	\$1,920
Clerical, administrative, and fiscal service:						
Grade 11. Supervising inspector of textile equipment.....	1	3,900	1	3,900	1	3,900
Laundry superintendent.....	3	4,000	3	4,000	3	4,000
Grade 10. Chief inspector of musical instruments.....	1	3,300	1	3,300	1	3,300
Laundry superintendent.....	6	3,467	6	3,467	6	3,467
Grade 9. Laundry superintendent.....	4	3,200	4	3,200	4	3,200

Clothing and Equipage—Continued.

By objects	Obligations					
	Estimate, 1935		Estimate, 1934		Actual, 1933	
	Posi- tions	Av. salary	Posi- tions	Av. salary	Posi- tions	Av. salary
PERSONAL SERVICES, FIELD—continued						
Grade 8. Chief inspector of shoes and leather.....	1	\$2,800	1	\$2,800	1	\$2,800
Chief inspector of textiles.....	1	2,900	1	2,900	1	2,900
Inspector of textiles.....	1	2,900	1	2,900	1	2,900
Laundry superintendent.....	1	2,900	1	2,900	1	2,900
Grade 7. Laundry superintendent.....	10	2,600	10	2,600	10	2,600
Inspector of textiles.....	7	2,543	7	2,543	7	2,543
Inspector of clothing.....	1	2,500	1	2,500	1	2,500
Grade 6. Inspector of shoes and leather.....	5	2,200	5	2,200	5	2,200
Inspector of clothing and textiles.....	10	2,170	10	2,170	10	2,170
Laundry superintendent.....	3	2,167	3	2,167	3	2,167
Grade 5. Inspector of textile equipment.....	1	2,100	1	2,100	1	2,100
Laundry superintendent.....	10	1,934	10	1,934	10	1,934
Inspector of textiles.....	1	1,920	1	1,920	1	1,920
Grade 4. Inspector of shoes and leather.....	12	1,800	12	1,800	12	1,800
Inspector of textiles.....	1	1,800	1	1,800	1	1,800
Laundry superintendent.....	1	1,800	1	1,800	1	1,800
Estimate of laundry employees whose employment is contingent on the amount of work to be performed.....	1,395		1,395		1,286	
	1,213,067		1,213,067		1,117,917	
Total permanent, field.....	1,477		1,477		1,368	
Deduct lapses and administrative furloughs.....	1,413,351		1,413,351		1,318,201	
All personal services, field.....	1,413,351		1,413,351		1,316,321	
Deduct subsistence and quarters furnished.....	6,224		6,224		6,224	
Deduct legislative reductions.....	1,407,127		1,407,127		1,310,097	
	141,335		212,206		95,150	
Total cash paid salaries and wages.....	1,265,792		1,194,921		1,214,947	
Deduct amount included in objects below.....	1,157,432		1,093,718		1,106,452	
01 Personal services (net).....	108,360		101,203		108,495	
OTHER OBLIGATIONS						
Supplies and materials:						
0240 Clothing for enlisted men, warrant officers, and Army nurses; and payment of clothing allowance to enlisted men on discharge.....	3,601,494		2,659,101		3,960,470	
0240 Citizens' outer clothing issued to soldiers discharged otherwise than honorably.....	56,842		56,842		51,897	
0280 Toilet articles, barbers' and tailors' materials.....	14,068		15,078		12,204	
0284 Badges, medals, trophies, etc.....	5,033		6,065		7,392	
02 Total supplies and materials.....	3,677,437		2,737,086		4,031,963	
07 Transportation of things.....	10,000		10,000		9,950	
12 Repairs and alterations, clothing, and equipage.....	65,074		82,000		57,766	
Special and miscellaneous current expenses:						
1373 Laundry services, supplies, and equipment.....	1,484,711		1,500,000		1,442,879	
1380 Experimental purposes.....	500		500		1,235	
1380 Packing receptacles and supplies.....	40,000		40,000		39,300	
13 Total special and miscellaneous current expenses.....	1,525,211		1,540,500		1,483,414	
Equipment:						
3010 Miscellaneous equipment.....	30,741		10,000		98,593	
3030 Personal equipment.....	16,211		16,211		9,122	
3050 Barrack equipment.....	24,790		34,000		333,582	
3050 Musical instruments and sheet music.....	45,000		45,000		58,378	
30 Total equipment.....	116,742		105,211		499,675	
Total other obligations.....	5,394,464		4,474,797		6,082,768	
Net total obligations.....	5,502,824		4,576,000		6,191,263	
Estimated savings and unobligated balances.....			868,045		108,737	
Total estimate or appropriation.....	5,502,824		5,444,045		6,300,000	
BY ACTIVITIES OR PROJECTS						
1. Pay of civilian employees.....	108,360		101,203		108,495	
2. Clothing for enlisted men, warrant officers, and Army nurses and clothing savings to enlisted men.....	3,601,494		2,659,101		3,960,470	
3. Citizens' outer clothing for dishonorably discharged soldiers.....	56,842		56,842		51,897	
4. Toilet articles, barbers' and tailors' supplies.....	14,068		15,078		12,204	
5. Decorations, badges, medals, and trophies.....	5,033		6,065		7,392	
6. Packing receptacles and supplies for clothing and equipage.....	40,000		40,000		39,300	
7. Transportation of supplies from point of origin to first point of storage or consumption.....	10,000		10,000		9,950	

Clothing and Equipage—Continued.

By objects	Obligations					
	Estimate, 1935		Estimate, 1934		Actual, 1933	
	Posi- tions	Av. salary	Posi- tions	Av. salary	Posi- tions	Av. salary
BY ACTIVITIES OR PROJECTS—Contd.						
8. Repairs and alterations to clothing and equipage and preservation of war reserves.....						
9. Laundry service, supplies and equipment, including work performed under contract.....						
10. Experimental and development purposes.....						
11. Barrack chairs, bedsteads, cots, and bedding.....						
12. Musical instruments, spare parts, and music for bands.....						
13. Personal equipment.....						
14. Miscellaneous equipment, including tentage, paulins, colors, flags, standards, trunk lockers, etc.....						
Total.....						

Incidental Expenses of the Army—

INCIDENTAL EXPENSES OF THE ARMY: Postage; hire of laborers in the Quartermaster Corps, including the care of officers' mounts when the same are furnished by the Government; compensation of clerks and other employees of the Quartermaster Corps, including not to exceed \$9,325 in the aggregate or \$450 for any one person for allowances for living quarters, including heat, fuel, and light, as authorized by the Act approved June 26, 1930 (U.S.C., Supp. [V] VI, title 5, sec. 118a), and clerks, foremen, watchmen, and organist for the United States Disciplinary Barracks, and incidental expenses of recruiting; for the operation of coffee-roasting plants; for tests and experimental and development work and scientific research to be performed by the Bureau of Standards for the Quartermaster Corps; for inspection service and instruction furnished by the Department of Agriculture which may be transferred in advance; for such additional expenditures as are necessary and authorized by law in the movements and operation of the Army and at military posts, and not expressly assigned to any other departments, [\$3,373,659] \$3,218,587: *Provided*, That no appropriation contained in this Act shall be available for any expense incident to the employment of an average number of officers, enlisted men, or civilian employees greater than the largest number employed during the fiscal year ended June 30, 1929, in connection with work incident to the assurance of adequate provision for the mobilization of matériel and industrial organizations essential to war-time needs (U.S.C., title 10, sec. 72; U.S.C., Supp. VI, title 5, sec. 118a; act Mar. 4, 1933, 47 Stat., p. 1578).

Estimate 1935, \$3,218,587

Appropriated 1934, \$3,373,659

By objects	Obligations					
	Estimate, 1935		Estimate, 1934		Actual, 1933	
	Posi- tions	Av. salary	Posi- tions	Av. salary	Posi- tions	Av. salary
PERSONAL SERVICE, FIELD						
Professional service:						
Grade 2. Chemist.....	2	\$2,700	2	\$2,700	2	\$2,700
Grade 1. Chemist.....	1	2,100	1	2,100	1	2,100
Subprofessional service:						
Grade 5. Draftsman.....	2	1,920	2	1,920	2	1,920
Grade 4. Librarian.....	1	1,620	1	1,620	1	1,620
Nurse.....	2	1,680	2	1,680	2	1,680
Unclassified: Teacher.....	7	151	7	151	7	151
Clerical, administrative, and fiscal service:						
Grade 10. Clerk.....	1	3,600	1	3,600	2	3,600
Grade 9. Clerk.....	1	3,300	1	3,300	9	3,300
Grade 8. Adviser, technical.....	2	3,000	2	3,000	2	3,000
Cataloger.....	1	3,000	1	3,000	1	3,000
Clerk.....	13	2,960	13	2,960	13	2,960
Inspector.....	2	2,900	2	2,900	3	2,900
Technical expert.....	1	2,900	1	2,900	1	2,900
Grade 7. Clerk.....	48	2,680	48	2,680	48	2,680
Inspector.....	1	2,600	1	2,600	1	2,600
Grade 6. Clerk.....	75	2,384	75	2,384	80	2,384
Inspector.....	6	2,366	6	2,366	6	2,366
Storekeeper.....	2	2,300	2	2,300	2	2,300
Warehouseman.....	3	2,300	3	2,300	3	2,300
Grade 5. Cataloger.....	4	2,100	4	2,100	4	2,100
Clerk.....	88	2,085	88	2,085	88	2,085
Forage master.....	3	2,066	3	2,066	3	2,066
Foreman warehouse.....	1	2,100	1	2,100	1	2,100
Inspector.....	8	2,066	8	2,066	12	2,066
Storekeeper.....	6	2,100	6	2,100	6	2,100
Warehouseman.....	4	2,050	4	2,050	4	2,050
Grade 4. Checker.....	4	1,800	4	1,800	4	1,800
Clerk.....	160	1,862	160	1,862	164	1,862
Foreman checker.....	1	1,800	1	1,800	1	1,800

Incidental Expenses of the Army—Continued.

By objects	Obligations					
	Estimate, 1935		Estimate, 1934		Actual, 1933	
	Posi- tions	Av. salary	Posi- tions	Av. salary	Posi- tions	Av. salary
PERSONAL SERVICES, FIELD—continued						
Clerical, administrative, and fiscal service—Continued.						
Grade 4. Inspector.....	1	\$1,860	1	\$1,860	2	\$1,830
Storekeeper.....	12	1,830	12	1,830	12	1,830
Warehouseman.....	7	1,867	7	1,867	8	1,867
Grade 3. Checker.....	12	1,655	12	1,655	12	1,655
Clerk.....	232	1,658	232	1,658	236	1,658
Operator, mimeograph.....	1	1,620	1	1,620	1	1,620
Operator, comptometer.....	1	1,680	1	1,680	1	1,680
Stockkeeper.....	1	1,740	1	1,740	1	1,740
Warehouseman.....	8	1,633	8	1,633	8	1,633
Grade 2. Checker.....	5	1,556	5	1,556	5	1,556
Checker.....	10	1,542	10	1,542	10	1,542
Examiner.....	269	1,489	269	1,489	269	1,489
Foreman, warehouse.....	1	1,500	1	1,500	1	1,500
Inspector.....	1	1,440	1	1,440	1	1,440
Operator, addressograph.....	2	1,581	2	1,581	2	1,581
Operator, mimeograph.....	1	1,560	1	1,560	1	1,560
Operator, multigraph.....	1	1,560	1	1,560	1	1,560
Storekeeper.....	15	1,440	15	1,440	16	1,508
Warehouseman.....	7	1,483	7	1,483	7	1,483
Telephone operator.....	8	1,365	8	1,365	8	1,365
Grade 1. Clerk.....	85	1,324	85	1,324	85	1,324
Operator, addressograph.....	1	1,380	1	1,380	1	1,380
Operator, mimeograph.....	5	1,380	5	1,380	5	1,380
Storekeeper.....	3	1,340	3	1,340	3	1,340
Translator.....	1	1,320	1	1,320	1	1,320
Less than \$1,260. Checker.....	22	743	22	743	22	743
Clerk.....	117	553	117	553	117	553
Draftsman.....	1	960	1	960	1	960
Examiner.....	10	1,068	10	1,068	10	1,068
Operator, mimeograph.....	1	540	1	540	1	540
Storekeeper.....	5	427	5	427	5	427
Salesman.....	5	470	5	470	5	470
Translator.....	5	888	5	888	5	888
Warehouseman.....	7	745	7	745	7	745
Crafts and custodial service:						
Grade 9. Coffee roaster.....	1	2,300	1	2,300	1	2,300
Foreman packer.....	1	2,300	1	2,300	1	2,300
Superintendent.....	2	2,350	2	2,350	2	2,350
Grade 8. Battery repairman.....	1	2,000	1	2,000	1	2,000
Foreman laborers.....	2	2,100	2	2,100	2	2,100
Foreman packers.....	1	2,000	1	2,000	1	2,000
Guard.....	2	2,100	2	2,100	2	2,100
Superintendent.....	2	2,200	2	2,200	2	2,200
Truck repairman.....	2	2,050	2	2,050	2	2,050
Grade 7. Battery repairman.....	1	1,860	1	1,860	1	1,860
Elevator operator.....	3	1,860	3	1,860	3	1,860
Foreman.....	1	1,860	1	1,860	1	1,860
Foreman laborers.....	1	1,860	1	1,860	1	1,860
Foreman packers.....	11	1,880	11	1,880	12	1,880
Packer.....	1	1,920	1	1,920	1	1,920
Superintendent.....	2	1,860	2	1,860	2	1,860
Grade 6. Watchman.....	1	1,860	1	1,860	1	1,860
Blacksmith.....	1	1,740	1	1,740	1	1,740
Cabinetmaker.....	1	1,800	1	1,800	1	1,800
Foreman laborers.....	2	1,740	2	1,740	2	1,740
Foreman packers.....	1	1,800	1	1,800	2	1,770
Guard.....	1	1,800	1	1,800	1	1,800
Machinist.....	1	1,680	1	1,680	1	1,680
Mechanic.....	2	1,800	2	1,800	2	1,800
Packer.....	6	1,680	6	1,680	6	1,680
Superintendent.....	1	1,800	1	1,800	1	1,800
Grade 5. Watchman.....	5	1,728	5	1,728	5	1,728
Bale maker.....	1	1,560	1	1,560	1	1,560
Battery repairman.....	1	1,620	1	1,620	1	1,620
Elevator operator.....	2	1,500	2	1,500	2	1,500
Foreman.....	1	1,500	1	1,500	1	1,500
Foreman laborers.....	9	1,564	9	1,564	11	1,564
Foreman packers.....	6	1,540	6	1,540	6	1,540
Guard.....	7	1,612	7	1,612	7	1,612
Janitor.....	2	1,560	2	1,560	2	1,560
Laborer.....	26	1,598	26	1,598	26	1,598
Marker.....	1	1,620	1	1,620	1	1,620
Mechanic.....	1	1,620	1	1,620	1	1,620
Messenger.....	2	1,530	2	1,530	2	1,530
Packer.....	19	1,554	19	1,554	20	1,554
Superintendent.....	3	1,540	3	1,540	3	1,540
Grade 4. Watchman.....	7	1,551	7	1,551	7	1,551
Battery repairman.....	2	1,440	2	1,440	2	1,440
Carpenter.....	4	1,425	4	1,425	4	1,425
Chaufeur.....	2	1,380	2	1,380	2	1,380
Electrician.....	1	1,440	1	1,440	1	1,440
Elevator operator.....	2	1,320	2	1,320	2	1,320
Foreman.....	1	1,440	1	1,440	1	1,440
Foreman packers.....	1	1,440	1	1,440	1	1,440
Guard.....	36	1,420	36	1,420	36	1,420
Janitor.....	8	1,342	8	1,342	8	1,342
Laborer.....	183	1,363	183	1,363	183	1,363
Marker.....	1	1,440	1	1,440	1	1,440
Mechanic.....	2	1,440	2	1,440	2	1,440
Messenger.....	17	1,360	17	1,360	17	1,360
Operator, tractor.....	1	1,320	1	1,320	1	1,320
Packer.....	64	1,370	64	1,370	64	1,370
Plumber.....	1	1,380	1	1,380	1	1,380
Roofing.....	2	1,380	2	1,380	2	1,380
Grade 3. Watchman.....	97	1,410	97	1,410	97	1,410
Elevator operator.....	1	1,260	1	1,260	1	1,260
Guard.....	11	1,243	11	1,243	11	1,243
Janitor.....	5	1,248	5	1,248	5	1,248
Laborer.....	82	1,251	82	1,251	82	1,251
Messenger.....	9	1,246	9	1,246	9	1,246

Incidental Expenses of the Army—Continued.

By objects	Obligations					
	Estimate, 1935		Estimate, 1934		Actual, 1933	
	Posi- tions	Av. salary	Posi- tions	Av. salary	Posi- tions	Av. salary
PERSONAL SERVICES, FIELD—continued						
Crafts and custodial service—Continued.						
Grade 3. Packer.....	9	\$1,220	9	\$1,220	9	\$1,220
Watchman.....	13	1,210	13	1,210	13	1,210
Grade 2. Elevator operator.....	1	1,080	1	1,080	1	1,080
Folder.....	1	1,140	1	1,140	1	1,140
Foreman.....	2	1,140	2	1,140	2	1,140
Janitor.....	3	1,140	3	1,140	3	1,140
Laborer.....	101	1,123	101	1,123	101	1,123
Messenger.....	7	1,130	7	1,130	7	1,130
Scavenger.....	1	1,080	1	1,080	1	1,080
Grade 1. Watchman.....	17	1,156	17	1,156	17	1,156
Foreman.....	1	660	1	660	1	660
Charwoman.....	20	778	20	778	20	778
Folder.....	1	960	1	960	1	960
Foreman.....	8	656	8	656	8	656
Janitor.....	8	776	8	776	8	776
Janitress.....	8	970	8	970	8	970
Laborer.....	133	805	133	805	133	805
Messenger.....	7	814	7	814	7	814
Scavenger.....	5	888	5	888	5	888
Watchman.....	3	1,020	3	1,020	3	1,020
Below grade 1. Butcher.....	3	420	3	420	3	420
Foreman.....	3	410	3	410	3	410
Caretaker.....	1	300	1	300	1	300
Carpenter.....	1	300	1	300	1	300
Charwoman.....	3	230	3	230	3	230
Doorman.....	1	570	1	570	1	570
Foreman.....	19	416	19	416	19	416
Gate keeper.....	1	79	1	79	1	79
Interpreter.....	3	447	3	447	3	447
Janitor.....	23	250	23	250	23	250
Laborer.....	198	300	198	300	198	300
Messenger.....	7	317	7	317	7	317
Packer.....	3	400	3	400	3	400
Shipwriter.....	2	133	2	133	2	133
Watchman.....	7	61	7	61	7	61
Total permanent, field.....	2,615	3,514,630	2,615	3,514,630	2,652	3,598,259
Deduct subsistence and quarters.....		24,561		24,561		25,075
Deduct lapses and legislative reductions.....		3,490,069		3,490,069		3,573,184
Add cash allowances, foreign service.....		368,100		527,194		338,848
01 Personal services (net).....		3,121,969		2,962,875		3,234,336
		9,325		9,325		9,325
OTHER OBLIGATIONS						
02 Supplies and materials.....		10,693		12,484		12,847
05 Postage.....		5,000		5,000		5,000
13 Special and miscellaneous current ex- penses.....		19,150		19,150		21,238
22 Tuition of military personnel.....		40,000		31,750		35,783
53 Damage to private property in Europe.....		200		200		0
Total other obligations.....		75,043		68,584		82,243
Grand total obligations.....		3,206,337		3,040,784		3,325,904
Transferred to Bureau of Standards.....		+10,000		+10,000		+10,000
Transferred to Department of Agriculture.....		+2,250		+2,250		+2,250
Net total obligations.....		3,218,587		3,053,034		3,338,154
Estimated savings and unobligated balances.....				320,625		371,097
Total estimate or appropriation.....		3,218,587		3,373,659		3,709,251
BY ACTIVITIES OR PROJECTS						
1. Pay of civilian employees.....		\$3,131,294		\$2,972,200		\$3,243,661
2. Commercial reference books.....		693		2,484		1,584
3. Care of post cemeteries.....		10,000		10,000		11,263
4. Postage.....		5,000		5,000		12,375
6. Incidental expenses of recruiting.....		16,000		16,000		19,219
7. Miscellaneous contingent expenses.....		15,400		15,400		14,269
9. Tuition of officers.....		40,000		31,750		35,783
10. Claims for damage in Europe.....		200		200		-----
Total.....		3,218,587		3,053,034		3,338,154

Army Transportation—

Army transportation: For transportation of the Army and its supplies; of authorized baggage, including that of retired officers, warrant officers, and enlisted men upon relief from active duty, and including packing and crating; of recruits and recruiting parties; of applicants for enlistment between recruiting stations and recruiting depots; of necessary agents and other employees, including their traveling expenses; of dependents of officers and enlisted men as provided by law; of discharged prisoners, and persons discharged from Saint Elizabeths Hospital after transfer thereto from the military service, to their homes (or elsewhere as they may elect): *Provided*, That the cost in each case shall not be greater than the place of last enlistment: *Provided further*, That not to exceed \$2,700,000 shall be available for expenditure for or on account of

the transportation of persons pursuant to the provisions of this appropriation; for transportation of horse equipment; and of funds for the Army; for the purchase or construction, not to exceed \$10,000, alteration, operation, and repair of boats and other vessels; for wharfage, tolls, and ferriage; for drayage and cartage; for the purchase, manufacture (including both material and labor), maintenance, hire, and repair of packsaddles and harness; for the purchase, hire, operation, maintenance, and repair of wagons, carts, drays, other vehicles, and horse-drawn and motor-propelled passenger-carrying vehicles required for the transportation of troops and supplies and for official military and garrison purposes; maintenance and repair expenditures on motor-propelled vehicles not to exceed \$873,963, exclusive of labor; for hire of draft and pack animals; for travel allowances to officers and enlisted men on discharge, to officers of National Guard on discharge from Federal service as prescribed in the Act of March 2, 1901 (U.S.C., title 10, sec. 751), and to enlisted men of National Guard on discharge from Federal service, as prescribed in amendatory Act of September 22, 1922 (U.S.C., title 10, sec. 752), and to members of the National Guard who have been mustered into Federal service and discharged on account of physical disability; in all, \$11,383,865; \$10,399,474, of which amount not exceeding \$250,000 shall be available immediately for the procurement and transportation of fuel for the service of the fiscal year 1934; 1935: *Provided*, [That no part of this appropriation shall be available for the purchase or exchange of motor-propelled passenger-carrying vehicles other than not exceeding \$75,000 for the purchase or exchange of motor-propelled ambulances and motor cycles, and not exceeding (except as otherwise in this paragraph provided) \$250,000 of this appropriation shall be available for the purchase or exchange of motor-propelled trucks, including station wagon types and trucks purchased in complete units for experimental purposes: *Provided further*, That, in addition to the foregoing, completely assembled and equipped motor-propelled trucks, including station wagon types, may be purchased out of this appropriation, and other appropriations for the fiscal year 1934 under the Quartermaster Corps, which may be available for or on account of the maintenance of animals, or for or on account of the purchase, maintenance, and operation of animal drawn equipment, or for or on account of rail transportation of persons and materials, the cost of any such vehicle so procured not to exceed \$750, including the value of any vehicle exchanged: *Provided further*, That no appropriation contained in this Act shall be available for any expense for or incident to the transportation of privately owned automobiles except on account of the return to the United States of such privately owned automobiles as may have been transported to points outside of the continental limits of the United States at public expense prior to July 14, 1932: *Provided further*, That no appropriation contained in this Act shall be available for any expense for or incident to the maintenance, operation, or repair of any motor-propelled vehicle procured out of appropriations for the Regular Army that may be transferred to the custody and maintenance of any of the civil components of the Regular Army or to any of the activities embraced by Title II of this Act that is more than two years old from the date of purchase at the time of such transfer: *Provided further*, That during the fiscal year 1934; 1935 the cost of transportation from point of origin to the first point of storage or consumption of supplies, equipment, and material in connection with the manufacturing and purchasing activities of the Quartermaster Corps may be charged to the appropriations from which such supplies, equipment, and material are procured (U.S.C., title 10, secs. 72, 751, 752; act Mar. 4, 1933, 47 Stat., pp. 1578-1579).

Estimate 1935, \$10,399,474

Appropriated 1934, \$11,383,865

By objects	Obligations					
	Estimate, 1935		Estimate, 1934		Actual, 1933	
<i>Animal-drawn transportation</i>						
PERSONAL SERVICES, FIELD	Posi- tions	Av. salary	Posi- tions	Av. salary	Posi- tions	Av. salary
Custodial service:						
Grade 10. Packer.....	1	\$2,700	1	\$2,700	1	\$2,700
Saddler.....	1	2,600	1	2,600	1	2,600
Grade 9. Packer.....	1	\$2,500	1	2,500	1	2,500
Pack master.....	1	2,300	2	2,300	2	2,300
Superintendent.....	1	2,400	1	2,400	1	2,400
Grade 8. Blacksmith.....	2	2,000	2	2,000	2	2,000
Foreman.....	2	2,100	1	2,100	1	2,100
Harness maker.....	2	2,100	2	2,100	3	2,100
Superintendent.....	2	2,150	2	2,150	2	2,150
Wagon master.....	1	2,100	1	2,100	2	2,100
Wheelwright.....	2	2,150	2	2,150	1	2,100
Grade 7. Blacksmith.....	7	1,920	7	1,920	7	1,920
Cargador.....	1	1,860	1	1,860	1	1,860
Harness maker.....	1	1,860	1	1,860	1	1,860
Horseshoer.....	3	1,890	3	1,890	3	1,890
Pack master.....	3	1,940	3	1,940	3	1,940
Saddler.....	3	1,920	3	1,920	3	1,920

Army Transportation—Continued.

By objects	Obligations					
	Estimate, 1935		Estimate, 1934		Actual, 1933	
<i>Animal-drawn transportation—Continued</i>						
PERSONAL SERVICES, FIELD—continued	Posi- tions	Av. salary	Posi- tions	Av. salary	Posi- tions	Av. salary
Custodial service—Continued.						
Grade 7. Superintendent.....	1	\$1,920	1	\$1,920	1	\$1,920
Train master.....	1	1,860	1	1,860	1	1,860
Wheelwright.....	1	1,860	1	1,860	1	1,860
Grade 6. Blacksmith.....	13	1,706	14	1,706	14	1,706
Cargador.....	1	1,800	1	1,800	1	1,800
Cook.....	1	1,740	1	1,740	1	1,740
Forage master.....	1	1,680	1	1,680	1	1,680
Harness maker.....	1	1,740	1	1,740	1	1,740
Horseshoer.....	4	1,695	4	1,695	4	1,695
Packer.....	24	1,685	24	1,685	26	1,690
Saddler.....	1	1,800	1	1,800	1	1,800
Superintendent.....	1	1,800	1	1,800	1	1,800
Train master.....	1	1,680	1	1,680	1	1,680
Wagon master.....	2	1,680	2	1,680	2	1,680
Wheelwrights.....	2	1,680	2	1,680	2	1,680
Grade 5. Blacksmith.....	7	1,577	7	1,577	7	1,577
Cook.....	2	1,500	2	1,500	2	1,500
Foreman.....	1	1,560	1	1,560	1	1,560
Harness maker.....	1	1,560	1	1,560	1	1,560
Horseshoer.....	7	1,577	7	1,577	7	1,577
Laborer.....	4	1,590	4	1,590	4	1,590
Packer.....	6	1,500	6	1,500	6	1,500
Painter.....	1	1,560	1	1,560	1	1,560
Saddler.....	1	1,560	1	1,560	1	1,560
Stableman.....	1	1,560	1	1,560	1	1,560
Wagon master.....	1	1,608	1	1,608	1	1,608
Wheelwright.....	3	1,540	3	1,540	3	1,540
Grade 4. Blacksmith.....	1	1,380	1	1,380	1	1,380
Dispatcher.....	1	1,380	1	1,380	1	1,380
Laborer.....	11	1,382	11	1,382	11	1,382
Stableman.....	3	1,380	3	1,380	3	1,380
Teamster.....	14	1,420	14	1,420	14	1,420
Wagon master.....	2	1,320	2	1,320	2	1,320
Grade 3. Forage master.....	1	1,200	1	1,200	1	1,200
Laborer.....	7	1,255	7	1,255	7	1,255
Teamster.....	14	1,257	14	1,257	14	1,257
Wagon master.....	1	1,248	1	1,248	1	1,248
Grade 2. Foreman.....	1	1,080	1	1,080	1	1,080
Laborer.....	12	1,112	12	1,112	12	1,112
Horseshoer.....	1	1,140	1	1,140	1	1,140
Range rider.....	1	1,080	1	1,080	1	1,080
Teamster.....	19	1,090	19	1,090	19	1,090
Grade 1. Blacksmith.....	5	696	5	696	5	696
Cook.....	1	840	1	840	1	840
Foreman.....	2	1,010	2	1,010	2	1,010
Groom.....	2	960	2	960	2	960
Laborer.....	16	842	16	842	16	842
Stableman.....	8	784	8	784	8	784
Teamster.....	20	955	20	955	20	955
Trainer.....	1	1,020	1	1,020	1	1,020
Below grade 1. Blacksmith.....	2	327	2	327	2	327
Foreman.....	1	360	1	360	1	360
Horseshoer.....	1	510	1	510	1	510
Laborer.....	16	290	16	290	16	290
Saddler.....	1	540	1	540	1	540
Stableman.....	1	300	1	300	1	300
Teamster.....	67	315	67	315	67	315
Wheelwright.....	2	390	2	390	2	390
Net permanent, field.....	355	396,760	360	408,960	363	413,823
Deduct subsistence and quarters furnished.....		29,616		29,616		29,616
		367,144		379,344		384,207
Deduct lapses and legislative reduction.....		54,040		61,344		36,758
01 Personal services (net).....		313,104		318,000		347,449
OTHER OBLIGATIONS						
11 Draft and pack animals, hire of.....		150		350		350
12 Repairs and alterations to animal-drawn vehicles, harness, saddlery and pack equipment.....		80,232		80,000		138,174
Equipment:						
3001 Animal-drawn vehicles, purchase of.....		2,900		2,900		3,166
3053 Harness and horse equipment, purchase of.....		26,728		19,638		23,659
30 Total equipment.....		29,628		22,538		26,825
Total other obligations.....		110,010		102,888		165,349
Grand total obligations.....		423,114		420,888		512,798
BY ACTIVITIES OR PROJECTS						
<i>Animal-drawn transportation</i>						
1. Pay of civilian employees.....		313,104		318,000		347,449
2. Rental of draft and pack animals.....		150		350		350
3. Repairs to animal-drawn vehicles, harness, saddlery, and pack equipment.....		80,232		80,000		138,174
4. Purchase of animal-drawn vehicles.....		2,900		2,900		3,166
5. Purchase of harness, saddlery, and pack equipment.....		26,728		19,638		23,659
Total.....		423,114		420,888		512,798

Army Transportation—Continued.

By objects	Obligations					
	Estimate, 1935		Estimate, 1934		Actual, 1933	
	Posi- tions	Av. salary	Posi- tions	Av. salary	Posi- tions	Av. salary
Water transportation						
PERSONAL SERVICES, FIELD						
Subprofessional service:						
Grade 6. Draftsman	1	\$2,300	1	\$2,300	2	\$2,350
Grade 3. Junior engineer draftsman	1	1,620	1	1,620		
Clerical, administrative, and fiscal service:						
Grade 8. Quartermaster agent	6	3,134	5	3,140	6	3,134
Clerk	2	3,000	2	3,000	2	3,000
Grade 7. Clerk	3	2,800	3	2,800	3	2,800
Quartermaster purveyor	1	2,700	1	2,700	1	2,700
Quartermaster agent	1	2,700	1	2,700	1	2,700
Grade 6. Clerk	3	2,600	2	2,600	3	2,600
Grade 5. Tug dispatcher	1	2,400	1	2,400	1	2,400
Traffic expert	1	2,400	1	2,400	1	2,400
Quartermaster clerk	5	2,340	4	2,340	5	2,340
Foreman checker	1	2,300	1	2,300	1	2,300
Clerk	6	2,150	6	2,150	8	2,162
Wharfinger	1	2,100	1	2,100	1	2,100
Grade 4. Quartermaster clerk	1	2,040	1	2,040	2	2,040
Clerk	6	1,930	6	1,930	6	1,930
Checker	1	1,920	1	1,920	1	1,920
Grade 3. Clerk	12	1,730	12	1,730	12	1,715
Checker	3	1,700	3	1,700	3	1,700
Grade 2. Checker	6	1,610	6	1,610	6	1,610
Clerk	16	1,537	16	1,537	12	1,540
Grade 1. Clerk	3	1,380	3	1,380	3	1,420
Less than \$1,260. Clerk	17	656	17	656	15	712
Crafts and custodial service:						
Grade 14. Masters	7	4,860	6	4,860	7	4,860
Superintending engineer	2	4,500	2	4,500	2	4,500
Marine superintendent	4	4,450	4	4,450	4	4,450
Chief engineer	6	4,440	5	4,440	6	4,440
Grade 13. Master	4	3,825	4	3,825	4	3,825
Engineer	2	3,800	2	3,800	2	3,800
Superintending engineer	2	3,750	2	3,750	2	3,750
Grade 12. Master	2	3,700	2	3,700	2	3,700
Chief engineer	2	3,500	2	3,500	2	3,500
Port steward	1	3,400	1	3,400	1	3,400
Grade 11. Master	9	3,135	9	3,135	10	3,130
Chief stevedore	1	3,100	1	3,100	1	3,100
First officer	7	3,065	7	3,065	7	3,065
Assistant engineer	6	3,060	5	3,060	7	3,065
Chief steward	6	3,000	5	3,000	6	3,000
Engineer	4	2,970	4	2,970	5	2,920
Mate					1	3,000
Grade 10. Master	18	2,722	18	2,722	17	2,723
Mate	2	2,700	2	2,700	2	2,700
Second officer	6	2,685	5	2,685	6	2,685
Assistant engineer	11	2,680	10	2,682	11	2,680
Engineer	14	2,662	14	2,662	14	2,648
Embalmers	1	2,600	1	2,600	1	2,600
Pier superintendent	1	2,600	1	2,600	2	2,600
Grade 9. Chief longshoreman	1	2,500	1	2,500	1	2,500
First officer	2	2,500	2	2,500	2	2,500
Foreman machinist	1	2,500	1	2,500	1	2,500
Engineer	13	2,489	13	2,489	13	2,504
Assistant engineer	22	2,407	20	2,411	23	2,402
Crane operator	1	2,400	1	2,400	1	2,400
Baggage master	1	2,400	1	2,400	1	2,400
Mate	5	2,380	5	2,380	5	2,380
Third officer	12	2,377	10	2,379	12	2,377
Master	3	2,366	3	2,366	3	2,366
Grade 8. Marine engineer					1	2,300
Second officer	1	2,220	1	2,220	1	2,220
Assistant engineer	2	2,160	2	2,160	1	2,220
Chief stevedore					1	2,200
Engineer	4	2,150	4	2,150	4	2,150
Mechanic	1	2,100	1	2,100	1	2,100
Master	1	2,100	1	2,100	1	2,100
Ship joiner	3	2,100	3	2,100	3	2,100
Sheet-metal worker	1	2,100	1	2,100	1	2,100
Grade 7. Chief cook	4	1,992	3	1,992	4	1,992
Embalmers	5	1,986	4	1,985	5	1,986
Steward	1	1,980	1	1,980	1	1,980
Junior engineer	6	1,950	6	1,950	6	1,950
Blacksmith	1	1,920	1	1,920	1	1,920
Steamfitter	1	1,920	1	1,920	1	1,920
Plumber	2	1,920	2	1,920	2	1,920
Machinist	6	1,910	6	1,910	5	1,908
Mate	5	1,896	5	1,896	5	1,896
Engineer	5	1,860	1	1,860	1	1,860
Fireman	3	1,860	3	1,860	3	1,860
First officer	1	1,860	1	1,860	1	1,860
Electrician	1	1,860	1	1,860	1	1,860
Loco crane operator	1	1,860	1	1,860	1	1,860
Master					1	1,860
Foreman packer					1	1,860
Grade 6. Oiler	5	1,800	5	1,800	5	1,800
Crane operator	2	1,800	2	1,800	2	1,800
Fireman	10	1,800	10	1,800	13	1,786
Mate	1	1,800	1	1,800	1	1,800
Assistant engineer	2	1,770	2	1,770	2	1,770
Second steward	6	1,752	5	1,752	6	1,752
Chief baker	4	1,752	3	1,752	4	1,752
Junior engineer	1	1,740	1	1,740		
Cook	2	1,740	2	1,740	3	1,720
Master	1	1,740	1	1,740	1	1,740
Laborer	3	1,720	3	1,720	3	1,720
Machinist	1	1,680	1	1,680	1	1,680
Mechanic	1	1,680	1	1,680	1	1,680
Grade 5. Crane operator	1	1,620	1	1,620	1	1,620
Packer					1	1,620
Ship's crew	75	1,583	75	1,583	78	1,582
Machinist	1	1,560			1	1,560

Army Transportation—Continued.

By objects	Obligations					
	Estimate, 1935		Estimate, 1934		Actual, 1933	
<i>Water transportation—Continued</i>						
PERSONAL SERVICES, FIELD—continued	Posi- tions	Av. salary	Posi- tions	Av. salary	Posi- tions	Av. salary
Crafts and custodial service—Continued.						
Grade 5. Watchman	1	\$1,560	1	\$1,560	1	\$1,560
Refrigerator engineer	5	1,530	4	1,530	5	1,530
Electrician	5	1,530	4	1,530	5	1,530
Assistant engineer	1	1,500	1	1,500	1	1,500
Marine engineer					1	1,500
Grade 4. Packer	3	1,400	3	1,400	4	1,335
Ship's crew	64	1,397	58	1,391	64	1,397
Watchman	4	1,380	4	1,380	5	1,392
Launch dispatcher					1	1,440
Assistant electrician	6	1,370	5	1,374	6	1,370
Assistant machinist	1	1,350	1	1,350	1	1,350
Assistant deck engineer	1	1,350	1	1,350	1	1,350
Assistant plumber	1	1,350	1	1,350	1	1,350
Grade 3. Messenger	2	1,290	2	1,290	2	1,290
Ships' crews	54	1,252	45	1,250	54	1,252
Assistant refrigerating engineer	5	1,242	4	1,245	5	1,242
Grade 2. Watchman	4	1,147	4	1,147	4	1,050
Ship's crew	455	1,040	390	1,040	456	1,040
Grade 1. Ships' crews	278	826	248	826	277	826
Less than \$660. Ship's crew	178	387	174	384	179	387
Inspectional and investigational service:						
Grade 2. Inspector	2	1,930	2	1,930	2	1,930
Total permanent, field	1,514		1,379		1,529	
Deduct subsistence and quarters		1,980,468		1,813,973		2,016,129
		287,272		249,148		288,446
		1,693,196		1,564,825		1,727,683
Deduct lapses and legislative reductions		213,286		272,096		167,351
01 Personal services (net)		1,479,910		1,292,729		1,560,332
OTHER OBLIGATIONS						
Supplies and materials:						
0230 Fuel for boats including lighter- age and loading fuel	664,731		500,000		648,686	
0280 Supplies (other than subsistence stores) and water for boats	250,000		175,000		279,000	
02 Total supplies and materials	914,731		675,000		927,686	
11 Rental for boats and wharfage	24,000		24,000		24,000	
12 Repairs to boats	778,484		577,071		1,104,693	
Special and miscellaneous cur- rent expenses:						
1380 Laundry	14,000		14,000		14,000	
1380 Stevedoring	300,000		250,000		300,000	
1380 Towage and pilotage	27,700		27,700		27,765	
1380 Miscellaneous	49,500		49,500		45,525	
13 Total special and miscellaneous current expenses	391,200		341,200		387,290	
Total other obligations	2,108,415		1,617,271		2,443,669	
Grand total obligations	3,588,325		2,910,000		4,004,001	
BY ACTIVITIES OR PROJECTS						
<i>Water transportation</i>						
11. Pay of civilian employees	1,479,910		1,292,729		1,560,332	
12. Fuel for boats	664,731		500,000		648,686	
13. Supplies for boats	250,000		175,000		279,000	
14. Rental for boats and wharfage	24,000		24,000		24,000	
15. Repair of boats	778,484		577,071		1,104,693	
16. Laundry	14,000		14,000		14,000	
17. Stevedoring	300,000		250,000		300,000	
18. Towage and pilotage	27,700		27,700		27,765	
19. Miscellaneous	49,500		49,500		45,525	
Total	3,588,325		2,910,000		4,004,001	
<i>Motor transportation</i>						
PERSONAL SERVICES, FIELD	Posi- tions	Av. salary	Posi- tions	Av. salary	Posi- tions	Av. salary
Professional service:						
Grade 3. Chief engineer	1	\$3,500	1	\$3,500	1	\$3,500
Assistant chief engineer	1	3,300	1	3,300	1	3,300
Grade 2. Automotive engineer	1	3,100	1	3,100	1	3,100
Assistant automotive engineer	1	2,900	1	2,900	1	2,900
Automotive engineer	1	2,800	1	2,800	1	2,800
Clerical, administrative, and fiscal service:						
Grade 7. Assistant instructor	1	2,900	1	2,900	1	2,900
Chief clerk	2	2,700	2	2,700	2	2,700
Grade 6. Assistant inspector, mechanic	1	2,500	1	2,500	1	2,500
Storekeeper	1	2,500	1	2,500	1	2,500
Principal clerk	1	2,300	1	2,300	1	2,300
Grade 5. Parts list writer	1	2,200	1	2,200	1	2,200
Spare parts expert	1	2,200	1	2,200	1	2,200
Cost accountant (clerk)	1	2,100	1	2,100	1	2,100
Inspector, mechanic	1	2,100	1	2,100	1	2,100
Clerk	2	2,100	2	2,100	2	2,100
Grade 4. Spare-parts expert	1	1,920	1	1,920	1	1,920
Storekeeper	3	1,920	3	1,920	3	1,920
Clerk	2	1,860	2	1,860	2	1,860
Storekeeper	2	1,800	2	1,800	2	1,800
Clerk	1	1,800	1	1,800	1	1,800

Army Transportation—Continued.

By objects	Obligations					
	Estimate, 1935		Estimate, 1934		Actual, 1933	
Motor transportation—Continued						
PERSONAL SERVICES, FIELD—continued						
Clerical, administrative, and fiscal service—Continued.	Posi- tions	Av. salary	Posi- tions	Av. salary	Posi- tions	Av. salary
Grade 3. Storekeeper	1	\$1,740	1	\$1,740	1	\$1,740
Assistant storekeeper	1	1,680	1	1,680	1	1,680
Stock-record clerk	1	1,680	1	1,680	1	1,680
Clerk	1	1,680	1	1,680	1	1,680
Storekeeper	1	1,620	1	1,620	1	1,620
Clerk	3	1,620	3	1,620	3	1,620
Grade 2. Clerk	6	1,560	6	1,560	6	1,560
Clerk-typist	2	1,500	2	1,500	2	1,500
Clerk	1	1,440	1	1,440	1	1,440
Grade 1. Assistant storekeeper	2	1,320	2	1,320	2	1,320
Crafts and custodial service—Continued						
Grade 9. Foreman painter	1	2,400	1	2,400	1	2,400
Mechanic	1	2,300	1	2,300	1	2,300
Master mechanic	2	2,300	2	2,300	2	2,300
Truck master	1	2,100	1	2,100	1	2,100
Mechanic	3	2,000	3	2,000	3	2,000
Grade 7. Mechanic	17	1,920	17	1,920	17	1,920
Auto-body builder	1	1,920	1	1,920	1	1,920
Testing mechanic	1	1,860	1	1,860	1	1,860
Grade 6. Mechanic	1	1,800	1	1,800	1	1,800
Mechanic	6	1,680	5	1,680	5	1,680
Grade 5. Mechanic's helper	2	1,620	2	1,620	2	1,620
Mechanic's helper	4	1,560	4	1,560	4	1,560
Dispatcher	1	1,560	1	1,560	1	1,560
Grade 4. Mechanic's helper	1	1,440	1	1,440	1	1,440
Grade 3. Mechanic's helper	1	1,380	1	1,380	1	1,380
Chauffeur	2	1,380	2	1,380	2	1,380
Dispatcher	1	1,320	1	1,320	1	1,320
Grade 2. Chauffeur	1	1,200	1	1,200	1	1,200
Mechanic	1	1,020	1	1,020	1	1,020
Grade 1. Laborer	2	750	2	750	2	750
Unclassified: Mechanic (China)	1	135	1	135	1	260
Total permanent, field	95	176,315	95	176,315	96	178,480
Deduct subsistence and quarters furnished		480		480		600
Deduct lapses and legislative reductions		175,835		175,835		177,880
		18,423		26,447		14,880
01 Personal services (net)		157,412		149,388		163,120
OTHER OBLIGATIONS						
02 Supplies and materials		662,229		585,000		560,240
11 Rents		300		3,550		318
30 Equipment		30,675		5,675		435,685
12 Repairs and alterations		612,065		461,812		835,865
Total other obligations		1,305,269		1,056,037		1,832,109
Grand total obligations		1,462,681		1,205,425		1,995,229
BY ACTIVITIES OR PROJECTS						
Motor transportation						
31 Pay of civilian employees		157,412		149,388		163,120
32 Gasoline and lubricants		87,229		510,000		490,903
33 Cleaning and preserving materials		75,000		75,000		69,337
34 Rental of motor vehicles		300		3,550		318
35 Repairs and alterations		612,065		461,812		835,865
36 Experimental development of motor vehicles		25,000		0		203,317
37 and 39 Procurement of motor vehicles		0		0		229,030
38 Gasoline pumps, tanks, and servicing equipment		5,675		5,675		3,339
Total		1,462,681		1,205,425		1,995,229
Transportation, Rail						
PERSONAL SERVICES, FIELD	Posi- tions	Av. salary	Posi- tions	Av. salary	Posi- tions	Av. salary
Clerical, administrative, and fiscal service:						
Grade 7. Principal clerk	4	\$2,800	4	\$2,800	4	\$2,800
Grade 6. Principal clerk	10	2,620	10	2,620	10	2,620
Transportation clerk	4	2,500	4	2,500	4	2,500
Grade 5. Principal clerk	6	2,317	6	2,317	6	2,317
Transportation clerk	13	2,146	13	2,146	13	2,146
Grade 4. Principal clerk	2	2,130	2	2,130	2	2,130
Transportation clerk	31	1,877	31	1,877	31	1,877
Grade 3. Transportation clerk	3	1,800	3	1,800	3	1,800
Clerk	31	1,680	31	1,680	31	1,680
Grade 2. Clerk	42	1,500	42	1,500	42	1,500
Grade 1. Clerk	1	1,320	1	1,320	1	1,320
Less than \$1,260. Clerk	5	554	5	554	5	554
Crafts and custodial service:						
Grade 12. Master mechanic	2	3,800	2	3,800	2	3,800
Grade 11. Engineer, locomotive	1	3,100	1	3,100	1	3,100
Grade 9. Yardmaster	1	2,500	1	2,500	1	2,500
Engineer, locomotive	1	2,300	1	2,300	1	2,300
Repair man, locomotive	1	2,300	1	2,300	1	2,300
Grade 8. Blacksmith	1	2,200	1	2,200	1	2,200
Engineer, locomotive	2	2,200	2	2,200	2	2,200
Truck master	1	2,200	1	2,200	1	2,200
Engineer, crane	4	2,125	4	2,125	4	2,125
Boilermaker	2	2,100	2	2,100	2	2,100
Foreman	1	2,100	1	2,100	1	2,100
Machinist	3	2,100	3	2,100	3	2,100

Army Transportation—Continued.

By objects	Obligations					
	Estimate, 1935		Estimate, 1934		Actual, 1933	
Transportation, Rail—Continued						
PERSONAL SERVICES, FIELD—continued						
Crafts and custodial service—Continued.	Posi- tions	Av. salary	Posi- tions	Av. salary	Posi- tions	Av. salary
Grade 7. Repair man, locomotive	6	\$1,980	6	\$1,980	6	\$1,980
Engineer, locomotive	1	1,920	1	1,920	1	1,920
Engineer, crane	4	1,905	4	1,905	4	1,905
Switchman	1	1,860	1	1,860	1	1,860
Grade 6. Repair man, car	1	1,800	1	1,800	1	1,800
Engineer, crane	2	1,800	2	1,800	2	1,800
Engineer, locomotive	1	1,800	1	1,800	1	1,800
Truck master	1	1,800	1	1,800	1	1,800
Grade 5. Brakeman	1	1,680	1	1,680	1	1,680
Engineer, crane	5	1,656	5	1,656	5	1,656
Fireman	2	1,650	2	1,650	2	1,650
Checker	4	1,650	4	1,650	4	1,650
Laborer, skilled	1	1,620	1	1,620	1	1,620
Packer	1	1,620	1	1,620	1	1,620
Foreman	2	1,590	2	1,590	2	1,590
Hostler	2	1,560	2	1,560	2	1,560
Repair man, locomotive	1	1,560	1	1,560	1	1,560
Porter	1	1,560	1	1,560	1	1,560
Sling men	2	1,560	2	1,560	2	1,560
Grade 4. Engineer, locomotive	1	1,440	1	1,440	1	1,440
Hostler	2	1,380	2	1,380	2	1,380
Engineer, crane	2	1,380	2	1,380	2	1,380
Repairman, locomotive	3	1,360	3	1,360	3	1,360
Laborer	23	1,350	23	1,350	23	1,350
Grade 3. Laborer	5	1,236	5	1,236	5	1,236
Engineer, crane	1	1,200	1	1,200	1	1,200
Messenger	1	1,200	1	1,200	1	1,200
Grade 2. Fireman	1	1,140	1	1,140	1	1,140
Laborer	30	1,130	30	1,130	30	1,130
Checker	1	1,080	1	1,080	1	1,080
Messenger	2	1,050	2	1,050	2	1,050
Grade 1. Fireman	3	890	3	890	3	890
Laborer	3	850	3	850	3	850
Messenger	1	840	1	840	1	840
Foreman	1	750	1	750	1	750
Checker	9	747	9	747	9	747
Electrician	1	660	1	660	1	660
Engineer, locomotive	1	660	1	660	1	660
Less than \$660. Quartermaster agent	1	540	1	540	1	540
Engineer, crane	5	462	5	462	5	462
Foreman	1	420	1	420	1	420
Engineer, locomotive	2	390	2	390	2	390
Fireman	2	345	2	345	2	345
Laborer	25	330	25	330	25	330
Brakeman	1	300	1	300	1	300
Total permanent, field	339	509,170	339	509,170	339	509,170
Deduct lapses and administrative furloughs		9,091		9,091		4,832
Net permanent, field		500,079		500,079		504,338
Temporary employees, field		20,500		20,500		30,000
Part pay of employees at ordnance establishments		12,770		12,770		12,770
All personal services, field		533,349		533,349		547,108
Deduct quarters furnished		1,240		1,240		3,320
Deduct legislative reductions		532,109		532,109		543,788
		53,335		80,002		55,835
01 Personal services (net)		478,774		452,107		487,953
OTHER EXPENDITURES						
Travel expenses:						
Recruiting activities		262,900		262,900		155,446
Civilian employees and their baggage		61,200		61,200		50,425
Troops, individuals, and impedimenta		215,000		215,000		239,998
Dependents of military personnel		197,900		197,900		213,886
Dishonorably discharged soldiers and insane		30,000		30,000		28,765
Members Army Nurse Corps and baggage		11,250		11,250		8,298
Transportation within corps areas		100,000		100,000		81,623
Street-car tickets, tolls, and ferriages		20,000		20,000		17,912
Travel allowances on discharge		1,300,000		1,300,000		1,255,000
06 Total travel expenses		2,198,250		2,198,250		2,051,353
Transportation of things:						
Baggage of military personnel		361,630		361,630		478,640
Horses of officers		15,000		15,000		13,602
Quartermaster supplies		750,000		750,000		616,264
Ordnance stores		305,000		305,000		381,392
Signal Corps supplies		56,000		56,000		60,146
Engineer Corps supplies		14,000		14,000		17,943
Medical Department supplies		50,000		50,000		59,373
Air Corps supplies		160,000		160,000		200,615
Chemical Warfare supplies		7,000		7,000		7,589
Funds of the Army		1,500		1,500		1,746
Fire-control equipment (C.A.C.)		2,200		2,200		1,872
Packing and crating		380,000		380,000		359,255
Drayage, cartage, and hauling		11,000		11,000		7,020
Lighterage and loading		60,000		60,000		44,433
07 Total transportation of things		2,174,330		2,173,330		2,249,890
12 Railroad equipment, repair and maintenance		75,000		75,000		105,177
Total other expenditures		4,440,580		4,446,580		4,406,420
Grand total obligations		4,925,354		4,898,687		4,894,373

Army Transportation—Continued.

By objects	Obligations		
	Estimate, 1935	Estimate, 1934	Actual, 1933
BY ACTIVITIES OR PROJECTS			
<i>Rail transportation</i>			
51. Pay of civilian employees.....	\$478, 774	\$452, 107	\$487, 953
52. Recruiting activities.....	262, 900	262, 900	155, 446
53. Civilian employees and baggage.....	61, 200	61, 200	50, 425
54. Troops, individuals, and impedimenta.....	215, 000	215, 000	239, 998
55. Dependents of military personnel.....	197, 900	197, 900	213, 886
56. Dishonorably discharged soldiers and insane.....	30, 000	30, 000	28, 765
57. Members of Army Nurse Corps.....	11, 250	11, 250	8, 298
58. Transportation within corps areas.....	100, 000	100, 000	81, 623
59. Street-car tickets, tolls, ferriages.....	20, 000	20, 000	17, 912
60. Travel allowances on discharge.....	1, 300, 000	1, 300, 000	1, 255, 000
61. Baggage of military personnel.....	361, 630	361, 630	478, 640
62. Horses of officers.....	15, 000	15, 000	13, 602
63. Quartermaster supplies.....	750, 000	750, 000	616, 264
64. Ordnance stores.....	305, 000	305, 000	381, 392
65. Signal Corps supplies.....	56, 000	56, 000	60, 146
66. Engineer Corps supplies.....	14, 000	14, 000	17, 943
67. Medical Department supplies.....	50, 000	50, 000	59, 373
68. Air Corps supplies.....	160, 000	160, 000	200, 615
69. Chemical Warfare supplies.....	7, 000	7, 000	7, 589
70. Funds of the Army.....	1, 500	1, 500	1, 746
71. Fire-control equipment (C.A.C.).....	2, 200	2, 200	1, 872
72. Packing and crating.....	380, 000	380, 000	359, 255
73. Drayage, cartage, and hauling.....	11, 000	11, 000	7, 020
74. Railroad equipment, repair, etc.....	75, 000	75, 000	105, 177
75. Lighterage and loading.....	60, 000	60, 000	44, 433
Total.....	4, 925, 354	4, 898, 687	4, 894, 373

Army transportation

	Obligations		
	Estimate, 1935	Estimate, 1934	Actual, 1933
RECAPITULATION			
Animal.....	\$423, 114	\$420, 888	\$512, 798
Water.....	3, 588, 325	2, 910, 000	4, 004, 001
Motor.....	1, 462, 681	1, 205, 425	1, 995, 229
Rail.....	4, 925, 354	4, 898, 687	4, 894, 373
Net total obligations.....	10, 399, 474	9, 435, 000	11, 406, 401
Estimated savings and unobligated balances.....		1, 948, 865	672, 333
Total estimate or appropriation.....	10, 399, 474	11, 383, 865	12, 078, 734

National Industrial Recovery, War, Quartermaster Corps, 1933-35—

By objects	Obligations		
	Estimate, 1935	Estimate, 1934	Actual, 1933
30 Procurement of equipment (motor vehicles).....		\$10, 000, 000	
Received by allotment from "Federal Emergency Administration of Public Works".....		-10, 000, 000	
Total estimate or appropriation.....			

Horses, Draft and Pack Animals—

For the purchase of draft and pack animals and horses within limits as to age, sex, and size to be prescribed by the Secretary of War for remounts for officers entitled to public mounts, for the United States Military Academy, and for such organizations and members of the military service as may be required to be mounted, and for all expenses incident to such purchases (including \$120,000) \$69,789 for encouragement of the breeding of riding horses suitable for the Army, in cooperation with the Bureau of Animal Industry, Department of Agriculture, including the purchase of animals for breeding purposes and their maintenance), \$168,827 \$219,789 (U.S.C., title 10, sec. 72; U.S.C., Supp. VI, title 10, sec. 1206a; act Mar. 4, 1933, 47 Stat., p. 1579).

Estimate 1935, \$219,789

Appropriated 1934, \$168,827

Horses, Draft and Pack Animals—Continued.

By objects	Obligations					
	Estimate, 1935		Estimate, 1934		Actual, 1933	
PERSONAL SERVICES, FIELD						
Professional service:	Posi- tions	Av. salary	Posi- tions	Av. salary	Posi- tions	Av. salary
Grade 6. Consulting specialist in horse breeding	1	\$5, 600	1	\$5, 600	1	\$5, 600
Clerical, administrative, and fiscal service:						
Grade 5. Chief clerk	1	2, 300	1	2, 300	1	2, 300
Grade 2. Clerk-stenographer	3	1, 620	3	1, 620	3	1, 620
Grade 1. Stenographer	1	1, 320	1	1, 320	1	1, 320
Total permanent, field	6	14, 080	6	14, 080	6	14, 080
Temporary employees, field		8, 148		8, 148		9, 028
All personal services, field		22, 228		22, 228		23, 108
Deduct legislative reductions		2, 223		3, 334		2, 307
01 Personal services (net)		20, 005		18, 894		20, 801
OTHER OBLIGATIONS						
3040 Purchase of animals, breeding ani- mals and expenses incident thereto.		199, 784		51, 106		178, 011
Grand total obligations		219, 789		70, 000		198, 812
Estimated savings and unobligated bal- ances				98, 827		3, 688
Total estimate or appropriation		219, 789		168, 827		202, 500

Construction of Buildings, Utilities, and Appurtenances at Military Posts—

32 Buildings: Obligations—1933, \$2, 250, 000.

Construction of Buildings, Utilities, and Appurtenances at Military Posts, Emergency Construction—

By objects	Obligations		
	Estimate, 1935	Estimate, 1934	Actual, 1933
32 Buildings.....			\$10, 008, 671
Estimated saving and unobligated balance.....			5, 155, 329
Total estimate or appropriation.....			15, 164, 000

National Industrial Recovery, War, Quartermaster Corps, 1933-35—

By objects	Obligations		
	Estimate, 1935	Estimate, 1934	Actual, 1933
<i>Construction of buildings, utilities, and appurtenances at military posts</i>			
Structures and parts, etc.:			
3211 Buildings.....		\$44, 980, 456	
3212 Roads, walks, drainage, railroads.....		537, 329	
3213 Water and sewer systems.....		533, 744	
3214 Sea wall.....		13, 589	
3215 Bridges.....		515, 000	
3216 Wharves.....		998, 500	
3217 Reservation fences.....		59, 062	
3220 Landing and take-off runways, paved aprons, night flying lighting systems, gasoline and oil storage, etc.....		2, 341, 957	
32 Total structures and parts, etc.....		49, 979, 637	
Received by allotment from Federal Emergency Administration of Public Works.....		-49, 979, 637	
Total estimate or appropriation.....			

BY ACTIVITIES OR PROJECTS			
1. Fort Devens, Mass.: Construction of officers' and noncommissioned officers' quarters, garage, guardhouse, warehouse, telephone construction, roads and walks.....		402, 218	
2. Fort H. G. Wright, N.Y.: Construction of officers' and noncommissioned officers' quarters, guardhouse, telephone construction.....		149, 165	
3. Fort Jay, N.Y. Completion of hospital, officers' and noncommissioned officers' quarters, barracks, construction of school buildings, headquarters and administration building, etc.....		422, 024	

National Industrial Recovery, War, Quartermaster Corps, 1933-35—Continued.

By objects	Obligations		
	Estimate, 1935	Estimate, 1934	Actual, 1933
BY ACTIVITIES OR PROJECTS—Continued			
4. Mitchel Field, N.Y.: Completion of officers' and noncommissioned officers' quarters, sewage-disposal plant, railroad spur, Air Corps technical buildings, roads, walks, and surface drainage system, new pumping station, etc.		\$400,858	
5. West Point, N.Y.: Construction of barracks, officers' quarters, telephone construction, warehouse, stables, concrete aprons in front of hangars, garage, nurses' quarters, quartermaster shops, etc.		2,623,624	
6. Fort Monmouth, N.J.: Construction of Signal Corps laboratory, telephone construction, officers' and noncommissioned officers' quarters, bakery, headquarters building, warehouse, etc.		796,667	
7. Fort George G. Meade, Md.: Completion of officers' and noncommissioned officers' quarters, warehouse, fire station, guardhouse, stables, telephone construction, chapel, etc.		520,597	
8. Fort Humphreys, Va.: Construction of officers' and noncommissioned officers' quarters, school and technical building, warehouses, shops, etc.		1,683,787	
9. Langley Field, Va.: Completion of central heating plant, barracks, officers' and noncommissioned officers' quarters, gymnasium, remodeling hangars, paved aprons and paved runways, bridge, night lighting system, etc.		1,536,100	
10. Fort Monroe and Fort Story, Va.: Officers' and noncommissioned officers' quarters, telephone construction, ordnance shops, magazines, Coast Artillery Board building, etc.		291,500	
11. Fort Myer, Va.: Completion of barracks, noncommissioned officers' quarters, sheds, stables, garage, telephone construction, veterinary hospital, transmitter building, addition to commissary, etc.		320,201	
12. Middletown air depot, Pennsylvania: Completion of warehouses, assembly shops, paved aprons, heating plant, officers' quarters, hangar and operations building, grading landing field, etc.		1,542,226	
13. Barksdale Field, La.: Completion of officers' and noncommissioned officers' quarters, barracks, headquarters building, gasoline and oil storage system, paved runways, telephone construction, sanitation, etc.		2,170,078	
14. Fort Bragg, N.C.: Completion of barracks, officers' and noncommissioned officers' quarters, hospital, warehouses, stables, garage, gun shed, paved aprons, hangars, chapel, etc.		2,167,350	
15. Fort Benning, Ga.: Barracks, officers' and noncommissioned officers' quarters, hangar, academic building, sheds, shops, stables, warehouses, new bridge, improvement of landing field, paved aprons, etc.		6,002,483	
16. Maxwell Field, Ala.: Officers' and noncommissioned officers' quarters, barracks, telephone construction, warehouses, officers' school, improvement to landing field, hangar, etc.		1,620,075	
17. Fort Knox, Ky.: Completion of hospital, construction of barracks, officers' and noncommissioned officers' quarters, motor park, gas mains and gasoline storage system, overpass sheds, shops, warehouse, etc.		2,581,913	
18. Patterson and Wright Fields, Ohio: Officers' quarters, telephone construction, guardhouse, sewage-disposal plant, hangars, Air Corps technical buildings, etc.		2,610,111	
19. Selfridge Field, Mich.: Completion of Air Corps technical buildings, officers' and noncommissioned officers' quarters, paved runways, addition to hospital, telephone construction, fire and guardhouse, etc.		707,014	
20. Fort Leavenworth, Kans.: Completion of nurses' quarters, paved aprons, hangar, telephone construction, officers' quarters, new filtration plant, night lighting system, etc.		812,573	
21. Fort Riley, Kans.: Construction of barracks, officers' and noncommissioned officers' quarters, telephone construction		673,810	

11724-33-35

National Industrial Recovery, War, Quartermaster Corps, 1933-35—Continued.

By objects	Obligations		
	Estimate, 1935	Estimate, 1934	Actual, 1933
BY ACTIVITIES OR PROJECTS—Continued			
22. Fort Sill, Okla.: Construction of barracks, officers' and noncommissioned officers' quarters, gun sheds, nurses quarters, telephone construction, warehouse, headquarters building, magazines, paved aprons, grading landing field, etc.		\$4,309,035	
23. Fort Huachuca, Ariz.: Construction of warehouse, fire station, coal spur, motor transport pool, hay shed, and magazine		72,748	
24. Fort Sam Houston, Tex.: Construction of officers' and noncommissioned officers' quarters, radio transmitter building, telephone construction, post prison, garage, warehouses, gun sheds, etc.		3,149,508	
25. Fort Bliss, Tex.: Construction of officers' and noncommissioned officers' quarters, telephone construction, barracks stables, magazine, etc.		1,800,285	
26. Randolph Field, Tex.: Completion of barracks, chapel, and school, noncommissioned officers' quarters, drainage and storm sewer, telephone construction, aerial target range, alteration of hangars, paved aprons, etc.		848,314	
27. Hamilton Field, Calif.: Paved aprons, telephone construction, hangars, officers' and noncommissioned officers' quarters, barracks, hospital, warehouses, sheds, shops, etc.		3,515,984	
28. March Field, Calif.: Completion of barracks, laundry, bakery, etc., installation sprinkler system, telephone construction, noncommissioned officers' quarters, warehouse, radio building, etc.		214,012	
29. Fort MacArthur, Calif.: Telephone construction, noncommissioned officers' quarters, and wharf		145,500	
30. Presidio of San Francisco, Calif., and vicinity: Telephone construction, completion of officers' and noncommissioned officers' quarters, extension of piers, wharf sheds on piers, etc.		985,281	
31. Fort Lewis, Wash.: Officers' and noncommissioned officers' quarters, telephone construction, barracks, stables, gun sheds, administration building, drill hall, warehouses, sheds, shops, etc.		2,397,663	
32. Fort McClellan, Ala.: Completion of headquarters building, stables, and garage		8,752	
33. Army and Navy General Hospital, Hot Springs, Ark.: Completion of hospital		77,631	
34. Letterman General Hospital, Calif.: Completion of hospital		54,989	
35. Rockwell Field, Calif.: Completion of officers' and noncommissioned officers' quarters		74,732	
36. Scott Field, Calif.: Completion noncommissioned officers' quarters		7,259	
37. Fort Logan, Colo.: Completion noncommissioned officers' quarters		3,087	
38. Fort Du Pont, Del.: Completion noncommissioned officers' quarters		810	
39. Army Medical Center, D.C.: Completion of nurses' quarters and medical school		58,339	
40. Bolling Field, D.C.: Completion of officers' and noncommissioned officers' quarters, barracks, officers' mess, guardhouse, grading landing field, post exchange, etc.		290,400	
41. Fort Oglethorpe, Ga.: Completion of noncommissioned officers' quarters		13,168	
42. Rock Island Arsenal, Ill.: Completion of noncommissioned officers' quarters		13,438	
43. Fort Benjamin Harrison, Ind.: Completion of officers' and noncommissioned officers' quarters		7,677	
44. Edgewood Arsenal, Md.: Completion of noncommissioned officers' quarters		4,999	
45. Holabird quartermaster depot, Md.: Completion of hospital		9,377	
46. Fort Howard, Md.: Completion of hospital		7,615	
47. Fort Hoyle, Md.: Completion of noncommissioned officers' quarters		5,028	
48. Jefferson Barracks, Mo.: Completion of noncommissioned officers' quarters and addition to kitchens, and mess halls		13,556	
49. Fort Hamilton, N.Y.: Completion of noncommissioned officers' quarters		9,315	
50. Plattsburg Barracks, N.Y.: Completion of barracks		11,068	
51. Fort Totten, N.Y.: Completion of noncommissioned officers' quarters		282	

National Industrial Recovery, War, Quartermaster Corps, 1933-35—Continued.

By objects	Obligations		
	Estimate, 1935	Estimate, 1934	Actual, 1933
By ACTIVITIES OR PROJECTS—Continued			
52. Fort Wadsworth, N.Y.: Completion of barracks and officers' quarters		\$12, 139	
53. Carlisle Barracks, Pa.: Completion of heating plant		21, 384	
54. Fort Dryden, Tex.: Completion of barracks		167	
55. Duncan Field, Tex.: Completion of garage, fire and guardhouse, hangar, warehouses, shops, etc.		77, 020	
56. Hensley Field, Tex.: Completion officers' and noncommissioned officers' quarters, roads, utilities and sewage disposal plant		20, 544	
57. Fort George Wright, Wash.: Completion of noncommissioned officers' quarters		1, 867	
58. Fort Warren, Wyo.: Completion of officers' and noncommissioned officers' quarters		7, 131	
59. Wheeler Field, Hawaii: Completion of night lighting system, grading and paved aprons		9, 381	
60. Albrook Field, C.Z.: Completion of dispensary, officers' mess, guardhouse, warehouses, shops, hangars, etc.		257, 397	
61. Fort Clayton, C.Z.: Completion of officers' quarters and map reproduction building		44, 939	
62. Brooks Field, Tex.: Completion of night lighting system		1, 500	
63. Chicago Airport, Ill.: Completion of Army Air Corps hangars		20, 986	
64. France Field, C.Z.: Completion of barracks, officers' and noncommissioned officers' quarters, paved aprons, Air Corps technical buildings, grading landing field, night lighting system, etc.		1, 345, 256	
65. Post Field, Okla.: Completion of gasoline storage system		6, 000	
66. Marshall Field, Kans.: Completion of gasoline storage system		9, 700	
Total		49, 979, 637	

Barracks and Quarters—

For all expenses incident to the construction, installation, operation, and maintenance of buildings, utilities, appurtenances, and accessories necessary for the shelter, protection, and accommodation of the Army and its personnel and property, where not specifically provided for in other appropriations, including personal services, purchase and repair of furniture for quarters for officers, warrant officers, and noncommissioned officers, and officers' messes and wall lockers and refrigerators for Government-owned buildings as may be approved by the Secretary of War, care and improvement of grounds, flooring and framing for tents, rental of buildings, including not to exceed \$900 in the District of Columbia, provided space is not available in Government-owned buildings, and grounds for military purposes and lodgings for recruits and applicants for enlistments, water supply, sewer and fire-alarm systems, fire apparatus, roads, walks, wharves, drainage, dredging channels, purchase of water, disposal of sewage, shooting galleries, ranges for small-arms target practice, field, mobile, and railway artillery practice, including flour for paste for marking targets, such ranges and galleries to be open as far as practicable to the National Guard and organized rifle clubs under regulations to be prescribed by the Secretary of War, for furnishing heat and light for the authorized allowance of quarters for officers, enlisted men, and warrant officers, including retired enlisted men when ordered to active duty, contract surgeons when stationed at and occupying public quarters at military posts, officers of the National Guard attending service and garrison schools, and for recruits, guards, hospitals, storehouses, offices, the buildings erected at private cost, in the operation of the Act approved May 31, 1902 (U.S.C., title 10, sec. 1346), and buildings for a similar purpose on military reservations authorized by War Department regulations; for sale of fuel to officers; fuel and engine supplies required in the operation of modern batteries at established posts, [\$11,628,787] \$9,174,695, [and, in addition, \$1,203,700, which is hereby reappropriated of appropriations heretofore made for construction at military posts as follows: In the Act entitled "An Act to relieve destitution, to broaden the lending powers of the Reconstruction Finance Corporation, and to create employment by providing for and expediting a public-works program," approved July 21, 1932, the following projects: Camp Devens, Massachusetts: Service club, \$27,000, post exchange and

gymnasium, \$45,000; Fitzsimons General Hospital, Colorado: Gymnasium, recreation, and social hall, \$135,000; Fort Huachuca, Arizona: Post exchange, gymnasium, and service club, \$90,000; Fort McClellan, Alabama: Recreation hall, \$31,500, gymnasium, \$40,500; March Field, California: Enlisted men's service club, \$45,000; Randolph Field, Texas: Gymnasium, completion of, including \$27,000 in the War Department Appropriation Act, fiscal year 1930, \$90,000; Selfridge Field, Michigan: Gymnasium and theater, \$72,000; Albrook Field, Canal Zone: Post exchange, theater, and gymnasium, completion of, including \$39,600 in the War Department Appropriation Act, fiscal year 1932, \$77,400; noncommissioned officers' service club (War Department Appropriation Act, fiscal year 1932), \$27,000; Chanute Field, Illinois: Noncommissioned officers' quarters, \$123,300, central heating plant for technical and quarters area, \$180,000, and in the War Department Appropriation Acts, fiscal years 1930 and 1931, barracks, \$150,000, and officers' quarters, \$70,000] and \$2,500,000 of this appropriation shall be available immediately for the procurement and transportation of fuel for the service of the fiscal year [1934] 1935: *Provided*, That not more than \$16,000 of the appropriations contained in this Act shall be available for rent of offices outside the District of Columbia in connection with work incident to the assurance of adequate provision for the mobilization of materiel and industrial organizations essential to war-time needs: *Provided further*, That this appropriation shall be available for the rental of offices, garages, and stables for military attachés: *Provided further*, That no part of the funds herein appropriated shall be available for construction of a permanent nature of an additional building or an extension or addition to an existing building, the cost of which in any case exceeds \$20,000; *Provided further*, That the monthly rental rate to be paid out of this appropriation for stabling any animal shall not exceed \$15 (U.S.C., title 10, secs. 72, 1346; act Mar. 4, 1933, 47 Stat., pp. 1580-1581).

Estimate 1935, \$9,174,695

Appropriated 1934, \$11,628,787

By objects	Obligations					
	Estimate, 1935		Estimate, 1934		Actual, 1933	
	Posi- tions	Av. salary	Posi- tions	Av. salary	Posi- tions	Av. salary
PERSONAL SERVICES, FIELD						
Professional service:						
Grade 5. Senior engineer	2	\$4, 700	2	\$4, 700	2	\$4, 700
Grade 4. Engineer	11	3, 919	11	3, 919	12	3, 917
Architect	1	3, 800	1	3, 800		
Grade 3. Architect, associate	1	3, 400	1	3, 400	1	3, 400
Engineer, associate	20	3, 270	20	3, 270	23	3, 283
Grade 2. Engineer, assistant	32	2, 738	32	2, 738	33	2, 733
Grade 1. Engineer, junior	3	2, 200	3	2, 200	10	2, 070
Architect, junior	1	2, 000	1	2, 000		
Subprofessional service:						
Grade 8. Real-estate expert					1	3, 600
Building estimator					1	3, 200
Draftsman, chief	1	2, 900	1	2, 900	2	2, 950
Superintendents of construction	10	2, 820	10	2, 820	12	2, 833
Foreman construction and maintenance	5	2, 760	5	2, 760	5	2, 760
Inspector, senior	1	2, 600	1	2, 600		
Grade 7. Draftsman	4	2, 325	4	2, 325	4	2, 325
Foreman construction and maintenance	9	2, 322	9	2, 322	8	2, 338
Inspector					1	2, 300
Grade 6. Inspector	2	2, 050	2	2, 050	2	2, 050
Foreman construction and maintenance	4	2, 000	4	2, 000	4	2, 000
Draftsman	2	2, 000	2	2, 000	2	2, 000
Grade 5. Foreman construction and maintenance	1	1, 860	1	1, 860	2	1, 920
Draftsman	4	1, 800	4	1, 800	4	1, 800
Grade 4. Foreman construction and maintenance	1	1, 680	1	1, 680	1	1, 680
Grade 3. Draftsman	2	1, 470	2	1, 470	2	1, 470
Grade 2. Draftsman	2	1, 320	2	1, 320	2	1, 320
Below Grade 1. Draftsman	4	810	4	810	4	810
Copyist					2	615
Clerical, administrative, and fiscal service:						
Grade 10. Auditor	1	3, 500	1	3, 500	1	3, 500
Grade 8. Administrative assistant (principal clerk)	1	2, 900	1	2, 900	1	2, 900
Grade 7. Chief clerk	12	2, 642	12	2, 642	12	2, 642
Grade 6. Auditor					1	2, 400
Principal clerk	12	2, 367	12	2, 367	13	2, 354
Grade 5. Senior clerk	23	2, 094	23	2, 094	23	2, 094
Grade 4. Clerk	33	1, 862	33	1, 862	33	1, 864
Principal stenographer	2	1, 800	2	1, 800	2	1, 800
Grade 3. Assistant clerk	44	1, 657	44	1, 657	52	1, 651
Senior stenographer	5	1, 656	5	1, 656	6	1, 650
Grade 2. Junior stenographer	1	1, 500	1	1, 500	1	1, 500
Junior clerk	47	1, 486	47	1, 486	54	1, 487
Grade 1. Blueprint operator	2	1, 320	2	1, 320	2	1, 320
Underclerk	14	1, 316	14	1, 316	17	1, 306
Mimeograph operator	1	1, 260	1	1, 260	3	1, 300
Below grade 1. Typist	3	900	3	900	5	870
Clerk	11	605	11	605	15	558
Timekeeper	3	580	3	580	3	590
Crafts and custodial service:						
Grade 14. Construction operating engineer	2	4, 000	2	4, 000	2	4, 000
Grade 12. Construction operating engineer	4	3, 250	4	2, 350	4	3, 250
Mechanical superintendent	1	3, 200	1	3, 200	1	3, 200

Barracks and Quarters—Continued.

By objects	Obligations					
	Estimate, 1935		Estimate, 1934		Actual, 1933	
	Posi- tions	Av. salary	Posi- tions	Av. salary	Posi- tions	Av. salary
PERSONAL SERVICES, FIELD—continued						
Crafts and custodial service—Continued.						
Grade 11. Electrician	2	\$3,100	2	\$3,100	2	\$3,100
Superintendent of shops	1	3,000	1	3,000	1	3,000
Superintendent of operating engineers	6	2,933	6	2,933	8	2,925
Fire chief	2	2,900	2	2,900	2	2,900
Grade 10. Foreman	3	2,767	3	2,767	3	2,767
Electrician	2	2,700	2	2,700	2	2,700
Operating engineer	11	2,654	11	2,654	11	2,663
Fire chief	2	2,650	2	2,650	2	2,650
Steamfitter	2	2,650	2	2,650	2	2,650
Plumber	4	2,650	4	2,650	5	2,680
Grade 9. Senior foreman painter	2	2,450	2	2,450	2	2,450
Fire chief	8	2,438	8	2,438	8	2,438
Senior foreman carpenters	5	2,420	5	2,420	7	2,414
Head operating engineer	9	2,411	9	2,411	10	2,420
Senior foreman electricians	17	2,400	17	2,400	19	2,390
Senior general foreman	3	2,433	3	2,433	1	2,400
Senior foreman plumbers	9	2,367	9	2,367	11	2,363
Senior foreman track worker	1	2,300	1	2,300	1	2,300
Senior foreman sheet-metal worker					1	2,300
Grade 8. Mechanic	3	2,167	3	2,167	2	2,150
Foreman	2	2,150	2	2,150	5	2,180
Foreman electricians	17	2,120	17	2,120	20	2,120
Foreman painters	5	2,108	5	2,108	5	2,108
Foreman plumbers	34	2,106	34	2,106	32	2,104
Sheet-metal worker	2	2,100	2	2,100	2	2,100
Foreman carpenters	21	2,097	21	2,097	24	2,102
Fire chiefs	9	2,093	9	2,093	9	2,089
Principal operating engineer	39	2,064	39	2,064	39	2,062
Foreman steamfitters	4	2,035	4	2,035	4	2,035
Grade 7. Fire fighters	1	1,920	1	1,920	2	1,890
Gardener	1	1,920	1	1,920	1	1,920
Mechanic	2	1,920	2	1,920	2	1,920
Senior steamfitter	4	1,920	4	1,920	5	1,920
Sheet-metal worker	4	1,920	4	1,920	4	1,920
Senior electrician	26	1,918	26	1,918	24	1,921
Senior plumber	27	1,909	27	1,909	32	1,905
Foreman	15	1,904	15	1,904	16	1,901
Senior carpenter	28	1,899	28	1,899	31	1,912
Fire chief	5	1,896	5	1,896	6	1,890
Senior operating engineer	41	1,891	41	1,891	39	1,873
Senior painter	7	1,885	7	1,885	6	1,890
Grade 6. Forester					1	1,800
Fire chief	2	1,800	2	1,800	3	1,760
Foreman	4	1,800	4	1,800	6	1,800
Water tender	4	1,770	4	1,770	4	1,770
Operating engineer	21	1,754	21	1,754	23	1,750
Sheet-metal worker	2	1,740	2	1,740	1	1,800
Custodian	1	1,740	1	1,740	1	1,740
Fireman	25	1,735	25	1,735	27	1,738
Plumber	29	1,723	29	1,723	26	1,738
Gardener	3	1,720	3	1,720	4	1,740
Carpenter	35	1,718	35	1,718	39	1,730
Mechanic	3	1,700	3	1,700	4	1,698
Gas fitter	4	1,695	4	1,695	4	1,698
Electrician	16	1,695	16	1,695	14	1,706
Painter	7	1,689	7	1,689	9	1,700
Mason	2	1,680	2	1,680	2	1,680
Steam fitter	2	1,680	2	1,680	2	1,680
Fire fighter					3	1,680
Brickmaker					1	1,680
Driver	1	1,620	1	1,620	2	1,560
Grade 5. Junior electrician	3	1,620	3	1,620	5	1,620
Plumber	5	1,608	5	1,608	5	1,608
Steam fitter	3	1,600	3	1,600	3	1,600
Carpenter	10	1,590	10	1,590	13	1,588
Fire fighter	38	1,581	38	1,581	38	1,585
Foreman	3	1,580	3	1,580	4	1,620
Fireman	32	1,576	32	1,576	36	1,577
Junior operating engineer	37	1,562	37	1,562	42	1,560
Fire chief	1	1,560	1	1,560	1	1,560
Gardener	1	1,560	1	1,560	1	1,560
Laborer	1	1,560	1	1,560	1	1,560
Sprinkler mechanic	1	1,560	1	1,560	1	1,560
Locksmith	1	1,560	1	1,560	1	1,560
Painter	7	1,542	7	1,542	6	1,540
Driver	3	1,540	3	1,540	2	1,560
Coal passer	1	1,500	1	1,500	1	1,500
Caretaker	1	1,500	1	1,500	1	1,500
Grade 4. Plumber's helper	2	1,440	2	1,440	2	1,440
Painter's helper	2	1,410	2	1,410	2	1,410
Caretaker	4	1,410	4	1,410	5	1,392
Operating engineer	12	1,400	12	1,400	13	1,403
Coal passer	4	1,380	4	1,380	13	1,422
Fire fighter	4	1,380	4	1,380	4	1,380
Junior gardener	2	1,380	2	1,380	2	1,380
Mechanic's helper	2	1,380	2	1,380		
Trackman	1	1,350	1	1,350	1	1,380
Laborer	7	1,363	7	1,363	6	1,330
Fireman	55	1,357	55	1,357	53	1,358
Foreman					2	1,320
Grade 3. Ice puller	1	1,260	1	1,260	1	1,260
Fire fighter	3	1,260	3	1,260	3	1,260
Laborer	8	1,230	8	1,230	9	1,227
Operating engineer	3	1,220	3	1,220	3	1,220
Fireman	10	1,202	10	1,202	14	1,222
Caretaker	3	1,220	3	1,220	3	1,240
Gardener's helper	1	1,200	1	1,200	1	1,200
Grade 2. Operating engineer	2	1,140	2	1,140	3	1,140
Fireman	4	1,140	4	1,140	8	1,118
Coal passer	3	1,140	3	1,140	3	1,140

Barracks and Quarters—Continued.

By objects	Obligations					
	Estimate, 1935		Estimate, 1934		Actual, 1933	
	Posi- tions	Av. salary	Posi- tions	Av. salary	Posi- tions	Av. salary
PERSONAL SERVICES, FIELD—continued						
Crafts and custodial service—Continued.						
Grade 2. Caretaker	1	\$1,140	1	\$1,140	2	\$1,140
Laborer	2	1,080	2	1,080	5	1,104
Foreman	2	1,080	2	1,080	3	1,080
Between grades 2 and 1. Operating engineer	1	1,020	1	1,020	3	972
Electrician	6	950	6	950	5	936
Laborer	1	900	1	900	2	900
Ice puller	1	900	1	900	4	990
Foreman	17	662	17	662	16	653
Grade 1. Operating engineer	1	660	1	660	1	660
Switchboard man					3	660
Electrician					1	660
Custodian	2	600	2	600	2	660
Ice puller					2	660
Foreman	1	540	1	540	2	630
Below grade 1. Switchboard man	29	442	29	442	31	438
Operating engineer	1	430	1	430	2	366
Plumber	11	409	11	409	13	406
Oilier	2	405	2	405	6	425
Foreman	2	375	2	375	2	375
Driver	17	365	17	365	52	307
Laborer	27	330	27	330	27	330
Fireman	1	300	1	300	1	300
Storekeeper	2	120	2	120	2	120
Caretaker					2	510
Electrician					1	300
Carpenter						
Net permanent, field	1,301		1,301		1,475	
Temporary employees, field	2,292,009		2,292,009		2,519,515	
All personal services, field	496,631		455,244		1,750,763	
Deduct subsistence and quarters furnished	2,788,640		2,747,253		4,270,278	
	44,520		44,520		48,293	
	2,744,120		2,702,733		4,221,985	
Deduct lapses and legislative reductions	303,561		412,088		427,027	
Total cash paid salaries and wages	2,440,559		2,290,645		3,794,958	
Deduct amount included in objects below	446,968		396,957		1,575,686	
01 Personal services (net)	1,993,591		1,903,688		2,219,272	
OTHER OBLIGATIONS						
Supplies and materials:						
0230 Fuel	3,543,070		3,494,770		3,506,561	
0282 Operating supplies	90,000		90,000		88,480	
0282 Incandescent lamps	65,000		35,000		61,544	
02 Total supplies and materials	3,698,070		3,619,770		3,656,585	
07 Transportation of supplies	5,000		5,000		5,457	
Furnishing of heat, light, power, water, electricity, etc. (service):						
1030 Electric service	1,266,256		1,236,256		1,371,256	
1040 Purchase of water at military posts and stations	495,854		471,061		495,854	
10 Total furnishing of heat, light, etc.	1,762,110		1,707,317		1,867,110	
Rents:						
1100 Hire of recruiting stations and lodgings for recruits	37,600		37,600		52,246	
1100 Rentals other than recruiting stations	130,000		134,517		135,159	
11 Total rents	167,600		172,117		187,405	
Repairs and alterations:						
1200 Buildings	567,624		740,500		2,782,889	
1210 Roads, walks, and drainage	98,200		98,200		700,000	
1220 Water and sewer systems	175,000		175,000		475,000	
1240 Wharves	81,000		81,000		123,936	
1280 Fire apparatus, including fire-alarm systems	50,000		34,000		51,427	
1280 Heating and refrigerating apparatus (other than stoves), including installation	125,000		125,000		301,138	
1280 Furniture, wall lockers, and refrigerators	40,000		20,000		53,183	
1290 Electric and gas systems	100,000		100,000		343,959	
12 Total repairs and alterations	1,236,824		1,373,700		4,831,532	
13 Removal of garbage	11,500		11,500		11,500	
Equipment:						
3010 Fire apparatus including fire-alarm systems	200,000		175,000		237,925	
3051 Refrigerators	100,000		65,000		115,824	
30 Total equipment	300,000		240,000		353,749	
Total other obligations	7,181,104		7,129,404		10,913,338	
Grand total obligations	9,174,695		9,033,092		13,132,610	
Estimated savings and unobligated balances			2,595,695		462,407	
Total estimate or appropriation	9,174,695		11,628,787		13,595,017	

Barracks and Quarters—Continued.

By objects	Obligations		
	Estimate, 1935	Estimate, 1934	Actual, 1933
BY ACTIVITIES OR PROJECTS			
1. Pay of civilian employees.....	\$1,993,591	\$1,903,688	\$2,219,272
2. Fuel.....	3,543,070	3,494,770	3,506,561
3. Operating supplies.....	90,000	90,000	88,480
5. Incandescent lamps.....	65,000	35,000	61,544
6. Electric service.....	1,266,256	1,236,256	1,371,256
7. Removal of garbage.....	11,500	11,500	11,500
8. Transportation.....	5,000	5,000	5,457
9. Purchase of water.....	495,854	471,061	495,854
10. Recruiting stations and lodgings for recruits.....	37,600	37,600	52,246
11. Rentals.....	130,000	134,517	135,159
Maintenance and repair:			
12. Buildings.....	567,624	740,500	2,782,889
13. Roads, walks, drainage, etc.....	98,200	98,200	700,000
14. Water and sewer systems.....	175,000	175,000	475,000
15. Wharves.....	81,000	81,000	123,936
16. Fire apparatus.....	50,000	34,000	51,427
17. Central heating and power plants.....	125,000	125,000	301,138
18. Furniture, wall lockers.....	40,000	20,000	53,183
19. Electric and gas systems.....	100,000	100,000	343,959
22. Refrigerators, purchase of.....	100,000	65,000	115,824
23. Fire apparatus, purchase of.....	200,000	175,000	237,925
Total.....	9,174,695	9,033,092	13,132,610

National Industrial Recovery, War, Quartermaster Corps, 1933-35—

By objects	Obligations		
	Estimate, 1935	Estimate, 1934	Actual, 1933
<i>Reconditioning at Army posts</i>			
Repairs and alterations:			
1200 Repairs to buildings.....		\$1,630,140	
1210 Repairs to roads and walks.....		2,605,353	
1220 Repairs to water and sewer systems.....		763,100	
1240 Repair of wharves.....		70,000	
1280 Repair of plants.....		28,500	
1290 Repair of electric and gas systems.....		970,100	
1290 Elimination, flying hazards.....		25,000	
12 Total repairs and alterations.....		6,092,193	
31 Acquisition of land.....		8,500	
Total obligations.....		6,100,693	
Received by allotment from "Federal Emergency Administration of Public Works".....		-6,100,693	
Total estimate or appropriation.....			
BY ACTIVITIES OR PROJECTS			
1. Reconditioning roads, reservation fence, target butts, coal trestle, railroads, and miscellaneous repairs to buildings and utilities, Fort Devens, Mass.....		220,475	
2. Reconditioning roads; wharf and dredging, water and sewer systems; miscellaneous repairs to buildings and utilities, Fort H. G. Wright, N. Y.....		89,775	
3. Reconditioning roads, wharf, water system, and miscellaneous repairs to buildings and utilities at Fort Jay, Governor's Island, N. Y.....		152,000	
4. Underground electric line and miscellaneous repairs to buildings and utilities, Mitchel Field, N. Y.....		70,000	
5. Reconditioning heating and electric systems, miscellaneous repairs to buildings, roads, water and sewer systems, and coal shed, West Point, N. Y.....		500,000	
6. Reconditioning roads, electrical system, grading improvement grounds, sewer system, and miscellaneous building repairs, Fort Monmouth, N. J.....		75,000	
7. Bridge over arm of Patuxent River, roads, target butts, electrical system, water system, and miscellaneous building repairs, Fort George G. Meade, Md.....		290,000	
8. Reconditioning roads, water, sewer and drainage systems, electrical system, and miscellaneous building repairs, Fort Humphreys, Va.....		600,000	

National Industrial Recovery, War, Quartermaster Corps, 1933-35—Continued.

By objects	Obligations		
	Estimate, 1935	Estimate, 1934	Actual, 1933
BY ACTIVITIES OR PROJECTS—Continued			
9. Dredging, roads (including new entrance road), electric distribution system, coal storage, grading and drainage, elimination of flying hazards, and miscellaneous repairs to buildings and utilities, Langley Field, Va.....		\$250,000	
10. Reconditioning roads, bridges, railroad and Q. M. dock, electric system, fencing, water and sewer system, plumbing system, and miscellaneous repairs to buildings, Fort Monroe and Fort Story, Va.....		150,000	
11. Reconditioning roads, electrical system, and miscellaneous repairs to buildings and utilities, Fort Myer, Va.....		25,000	
12. Reconditioning roads, electrical system, railroad, water and sewer system, and miscellaneous building repairs, Middletown Air Depot, Pa.....		98,750	
13. Miscellaneous repairs to buildings and utilities, Barksdale Field, La.....		20,000	
14. Reconditioning roads, electrical system, water and sewer systems, miscellaneous repairs to buildings, Fort Bragg, N. C.....		100,000	
15. Reconditioning roads, rifle range facilities, railroads, water and sewer systems, electrical system, and miscellaneous repairs to buildings, Fort Benning, Ga.....		350,000	
16. Reconditioning roads and miscellaneous repairs to buildings and utilities, Maxwell Field, Ala.....		30,000	
17. Reconditioning roads, water and sewer systems, electrical distributing system, and miscellaneous repairs to buildings, Fort Knox, Ky.....		360,000	
18. Reconditioning roads, railroad, miscellaneous repairs to roads, heating apparatus, and buildings, water, sewer, and drainage (Patterson Field, \$118,980; Wright Field, \$72,220).....		125,000	
19. Reconditioning roads, railroad, fencing, and miscellaneous repairs to buildings and utilities, Selfridge Field, Mich.....		100,000	
20. Reconditioning roads, water and sewer systems, electrical system, railroads, and miscellaneous repairs to buildings, including conversion of barracks into officers' quarters, Fort Leavenworth, Kans.....		440,000	
21. Reconditioning roads, water, sewer, and drainage systems, electrical system, and miscellaneous repairs to buildings, Fort Riley, Kans.....		290,000	
22. Reconditioning roads, electrical system, and miscellaneous repairs to buildings and utilities, Fort Sill, Okla.....		100,000	
23. Reconditioning roads, fencing, water and sewer system, and miscellaneous repairs to buildings and utilities, Fort Huachuca, Ariz.....		190,000	
24. Reconditioning roads, electrical system, fencing, water, sewer, and drainage, and miscellaneous repairs to buildings and utilities, Fort Sam Houston, Tex.....		675,000	
25. Reconditioning roads, water, sewer, and drainage systems, gas system, fences, miscellaneous repairs to buildings, Fort Bliss, Tex.....		347,078	
26. Reconditioning roads and miscellaneous repairs to buildings and utilities, Randolph Field, Tex.....		100,000	
27. Miscellaneous repairs to buildings and utilities, Hamilton Field, Calif.....		20,000	
28. Reconditioning drainage, roads, and miscellaneous repairs to buildings and utilities, March Field, Calif.....		70,000	
29. Reconditioning roads and miscellaneous repairs to buildings and utilities, Fort MacArthur, Calif.....		22,615	
30. Reconditioning roads, electrical, water, sewer, and heating systems, fencing, railroad, and miscellaneous repairs to buildings, Presidio of San Francisco, Calif., and vicinity.....		100,000	
31. Reconditioning roads, railroad, and miscellaneous repairs to buildings and utilities, Fort Lewis, Wash.....		60,000	
32. Reconditioning roads, coal trestle, heating system, and miscellaneous repairs to buildings and utilities, Vancouver Barracks, Wash.....		80,000	
Total.....		6,100,693	

National Industrial Recovery, War, Quartermaster Corps, 1933-35—Continued.

By objects	Obligations		
	Estimate, 1935	Estimate, 1934	Actual, 1933
<i>Construction, repair, and improvement of structures damaged or destroyed by hurricane</i>			
Repairs and alterations:			
1200 Buildings.....		\$563,701	
1210 Roads, walks, grounds, railroads, etc.....		259,054	
1220 Water and sewer systems.....		29,299	
1240 Wharves.....		46,200	
1280 Heating and refrigerating plants, radio, etc.....		17,722	
1290 Electric and gas systems.....		35,640	
1294 Telephone and telegraph equipment.....		24,670	
12 Total repairs and alterations.....		976,286	
32 Structures and parts and nonstructural improvements to land.....		149,000	
Total obligations.....		1,125,286	
Received by allotment from Federal Emergency Administration of Public Works.....		--1,125,286	
Total estimate or appropriation.....			
BY ACTIVITIES OR PROJECTS			
1. Fort Monroe and Fort Story, Va.....		646,247	
2. Langley Field, Va.....		69,200	
3. Fort Humphreys, Va.....		35,000	
4. Nansmond ordnance depot, Va.....		50,475	
5. Bolling Field, D.C.....		23,800	
6. Army Medical Center, D.C.....		1,000	
7. Fort Geo. G. Meade, Md.....		20,000	
8. Middletown air depot, Md.....		65,000	
9. Fort Howard, Md.....		10,000	
10. Edgewood Arsenal, Md.....		10,000	
11. Holabird Depot, Md.....		4,825	
12. New Cumberland Depot, Pa.....		4,000	
13. Fort Bragg, N.C.....		10,000	
14. Fort Brown, Tex.....		171,816	
15. Fort Logan, Colo.....		3,922	
Total.....		1,125,286	

Sewerage System, Fort Monroe, Va.—

For repair and maintenance of wharf and apron of wharf, including all necessary labor and material therefor, fuel for waiting rooms; water, brooms, and shovels, \$20,280; for one-third of said sum, to be supplied by the United States, \$6,760.

For rakes, shovels, and brooms; repairs to roadway, pavements, macadam and asphalt block; repairs to street crossings; repairs to street drains, and labor for cleaning roads, \$8,469; for two-thirds of said sum, to be supplied by the United States, \$5,646.

For waste, oil, motor and pump repairs, sewer pipe, cement, brick, stone, supplies, and personal services, \$6,690; for two-thirds of said sum, to be supplied by the United States, \$4,460, *in all*, \$16,866 (*act Mar. 4, 1933, 47 Stat., p. 1581*).

Estimate 1935, **\$16,866** Appropriated 1934, **\$16,866**

By objects	Obligations		
	Estimate, 1935	Estimate, 1934	Actual, 1933
Supplies and materials:			
0280 For wharf.....	\$6,760	\$6,760	\$6,760
0280 For roads.....	5,646	5,646	5,646
0280 For sewers.....	4,460	4,460	4,460
02 Total supplies and materials.....	16,866	16,866	16,866

Sewage Disposal Plant, Fort Slocum, N.Y.—

32 Buildings: Obligations, 1933, \$25,000.

Construction and Repair of Hospitals—

For construction and repair of hospitals at military posts already established and occupied, including all expenditures for construction and repairs required at the Army and Navy Hospitals at Hot Springs, Arkansas, and for the construction and repair of general hospitals and expenses incident thereto, and for additions needed to meet the requirements of increased garrisons, and for temporary hospitals in standing camps and cantonments; for the alteration of permanent buildings at posts for use as hospitals, construction and repair of temporary hospital buildings at permanent posts, construction and repair of temporary general hospitals, rental or purchase of grounds, and rental and alteration of

buildings for use for hospital purposes in the District of Columbia and elsewhere, including necessary temporary quarters for hospital personnel, outbuildings, heating and laundry apparatus, plumbing, water and sewers, and electric work, cooking apparatus, and roads and walks for the same, **[\$497,232] \$429,521** (*U.S.C., title 10, sec. 72; act Mar. 4, 1933, 47 Stat., p. 1581*).

Estimate 1935, **\$429,521** Appropriated 1934, **\$497,232**

By objects	Obligations					
	Estimate, 1935		Estimate, 1934		Actual, 1933	
PERSONAL SERVICES, FIELD						
Subprofessional service:						
Grade 8. Senior foreman construction and maintenance.....	2	\$2,800	2	\$2,800	2	\$2,800
Clerical, administrative, and fiscal service:						
Grade 4. Clerk.....	1	1,800	1	1,800	1	1,800
Grade 2. Junior clerk.....	2	1,440	2	1,440	2	1,440
Custodial service:						
Grade 10. Chief foreman.....	1	2,800	1	2,800	1	2,800
Grade 8. Foreman electricians.....	2	2,200	2	2,200	2	2,200
Foreman steamfitters.....	2	2,150	2	2,150	2	2,150
Foreman carpenter.....	1	2,200	1	2,200	1	2,200
Foreman plumbers.....	4	2,150	4	2,150	4	2,150
Foreman painter.....	1	2,040	1	2,040	1	2,040
Foreman gardener.....	1	2,000	1	2,000	1	2,000
Grade 7. Senior electrician.....	1	1,980	1	1,980	1	1,980
Senior carpenter.....	7	1,946	7	1,946	7	1,946
Senior painter.....	3	1,940	3	1,940	3	1,940
Senior steamfitter.....	3	1,940	3	1,940	3	1,940
Senior plumber.....	4	1,920	4	1,920	4	1,920
Senior foreman.....	2	1,890	2	1,890	2	1,890
Grade 6. Electrician.....	1	1,800	1	1,800	1	1,800
Painter.....	1	1,800	1	1,800	1	1,800
Carpenter.....	1	1,740	1	1,740	1	1,740
Sheet-metal worker.....	1	1,680	1	1,680	1	1,680
Grade 5. Electrician.....	1	1,620	1	1,620	1	1,620
Laborer.....	1	1,620	1	1,620	1	1,620
Painter.....	1	1,620	1	1,620	1	1,620
Carpenter.....	2	1,590	2	1,590	2	1,590
Plumber.....	1	1,560	1	1,560	1	1,560
Grade 4. Plumber's helper.....	1	1,320	1	1,320	2	1,320
Steamfitter's helper.....	1	1,320	1	1,320	1	1,320
Grade 2. Laborer.....	1	1,080	1	1,080	4	1,080
Net permanent, field.....	50	95,660	50	95,660	54	100,222
Temporary positions, field.....		149,070		110,102		150,851
All personal services, field.....		244,730		205,762		251,073
Deduct subsistence and quarters furnished.....		300		300		300
Deduct lapses and legislative reduction.....		244,430		205,462		250,773
Total cash paid salaries and wages.....		25,573		30,864		25,107
Deduct amount included in objects below.....		218,857		174,598		225,666
01 Personal services (net).....		134,163		93,587		135,766
OTHER OBLIGATIONS						
11 Rents.....		84,694		81,011		89,900
Repairs and alterations:						
1200 Hospital buildings.....		151,915		183,641		253,460
1210 Roads and walks.....		45,000		25,000		40,200
1220 Water and sewer systems.....		45,000		25,000		43,300
1280 Heating apparatus, electric and gas distribution.....		100,000		100,000		95,050
12 Total repairs and alterations.....		341,915		333,641		432,010
Total other obligations.....		344,827		336,553		434,488
Grand total obligations.....		429,521		417,564		524,388
Estimated savings and unobligated balances.....				79,698		25,612
Total estimate or appropriation.....		429,521		497,232		550,000

Acquisition of Land—

By objects	Obligations		
	Estimate, 1935	Estimate, 1934	Actual, 1933
20 Interest, Camp Bullis, Tex.....			\$876.97
Land and interests in land:			
3100 Pedricktown, N.J.....			2,057.00
3100 Fort Ethan Allen, Vt.....			7,500.00
3100 Fort Knox, Ky.....			250.00
3100 Camp Bullis, Tex.....			6,400.00
31 Total land and interests in land.....			16,207.00
Total estimate or appropriation.....			17,083.97

Total under Quartermaster Corps, annual appropriations, general fund:

Estimate 1935, **\$49,746,247** Appropriated 1934, **\$50,469,942**

SIGNAL CORPS

Signal Service of the Army—

Telegraph and telephone systems: Purchase, equipment, operation, and repair of military telegraph, telephone, radio, cable, and signaling systems; signal equipment and stores, heliographs, signal lanterns, flags, and other necessary instruments; wind vanes, barometers, anemometers, thermometers, and other meteorological instruments; photographic and cinematographic work performed for the Army by the Signal Corps; [not to exceed \$18,641 for] mileage or other travel allowances of officers, and traveling expenses of employees, traveling on duty in connection with the Signal Service of the Army; motor cycles, motor-driven and other vehicles for technical and official purposes in connection with the construction, operation, and maintenance of communication or signaling systems, and supplies for their operation and maintenance; professional and scientific books of reference, pamphlets, periodicals, newspapers, and maps for use of the Signal Corps and in the office of the Chief Signal Officer; telephone apparatus, including rental and payment for commercial, exchange, message, trunk-line, long-distance, and leased-line telephone service at or connecting any post, camp, cantonment, depot, arsenal, headquarters, hospital, aviation station, or other office or station of the Army, excepting the local telephone service for the various bureaus of the War Department in the District of Columbia, and toll messages pertaining to the office of the Secretary of War; electric time service; the rental of commercial telegraph lines and equipment and their operation at or connecting any post, camp, cantonment, depot, arsenal, headquarters, hospital, aviation station, or other office or station of the Army, including payment for official individual telegraph messages transmitted over commercial lines; electrical installations and maintenance thereof at military posts, cantonments, camps, and stations of the Army, fire control and direction apparatus and material for Field Artillery; salaries of civilian employees, including those necessary as instructors at vocational schools; supplies, general repairs, reserve supplies, and other expenses connected with the collecting and transmitting of information for the Army by telegraph or otherwise; experimental investigation, research, purchase, and development or improvements in apparatus, and maintenance of signaling and accessories thereto, including patent rights and other rights thereto, including machines, instruments, and other equipment for laboratory and repair purposes; lease, alteration, and repair of such buildings required for storing or guarding Signal Corps supplies, equipment, and personnel when not otherwise provided for, including the land therefor, the introduction of water, electric light and power, sewerage, grading, roads and walks, and other equipment required, [\$2,401,870, of which amount not to exceed \$150,000 shall remain available until June 30, 1935, for the construction and rehabilitation of Signal Corps telephone systems] \$1,919,599 (U.S.C., title 10, sec. 212; act Mar. 4, 1933, 47 Stat., pp. 1581-1582).

Annual appropriation, general fund:

Estimate 1935, \$1,919,599

Appropriated 1934, \$2,401,870

By objects	Obligations					
	Estimate, 1935		Estimate, 1934		Actual, 1933	
	Posi- tions	Av. salary	Posi- tions	Av. salary	Posi- tions	Av. salary
PERSONAL SERVICES, FIELD						
Professional service:						
Grade 6. Cryptanalyst.....	1	\$5,600	1	\$5,600	1	\$5,600
Grade 4. Physicist.....	1	4,200	1	4,200	1	4,200
Electrical engineer.....	1	4,000	1	4,000	1	4,000
Radio engineer.....	1	3,800	1	3,800	1	3,800
Grade 3. Assistant specification and co- ordinating engineer.....	1	3,400	1	3,400	1	3,400
Electrical engineer.....	5	3,320	5	3,320	6	3,317
Associate physicist.....	2	3,300	2	3,300	2	3,300
Associate radio engineer.....	2	3,300	2	3,300	2	3,300
Assistant electrical engineer.....	1	3,200	1	3,200	1	3,200
Associate electrical engineer.....	1	3,200	1	3,200	1	3,200
Designing engineer.....					1	3,200
Meteorologist.....	1	3,200	1	3,200	1	3,200
Pigeon expert.....	1	3,200	1	3,200	1	3,200
Radio engineer.....					1	3,100
Grade 2. Patent specification writer and prosecutor.....	4	3,100	1	3,100	1	3,100
Telephone plant engineer.....	4	3,025	4	3,025	4	3,025
Electrical engineer.....	1	3,000	1	3,000	1	3,000
Telephone engineer.....	1	2,900	1	2,900	1	2,900
Assistant electrical engineer.....	4	2,850	4	2,850	4	2,850
Assistant cable engineer.....	1	2,800	1	2,800	1	2,800
Assistant telephone engineer.....	2	2,800	2	2,800	2	2,800
Civil engineer.....	1	2,800	1	2,800	1	2,800
Junior telephone and telegraph engineer.....	1	2,800	1	2,800	1	2,800
Telephone and telegraph en- gineer.....					1	2,800
Assistant radio engineer.....	10	2,710	10	2,710	10	2,710
Electrical assistant.....	1	2,700	1	2,700	1	2,700
Assistant physicist.....	1	2,600	1	2,600	2	2,600

Signal Service of the Army—Continued.

By objects	Obligations					
	Estimate, 1935		Estimate, 1934		Actual, 1933	
	Posi- tions	Av. salary	Posi- tions	Av. salary	Posi- tions	Av. salary
PERSONAL SERVICES, FIELD—continued						
Professional service—Continued.						
Grade 1. Assistant electrical engineer.....	1	\$2,500	1	\$2,500	1	\$2,500
Assistant specification engineer.....	1	2,400	1	2,400	1	2,400
Cartographic engineer.....	1	2,400	1	2,400	1	2,400
Meteorologist.....	1	2,400	1	2,400	1	2,400
Specification engineer.....	1	2,400	1	2,400	1	2,400
Electrical assistant.....	4	2,375	4	2,375	5	2,340
Junior cryptanalyst.....	3	2,100	3	2,100	3	2,100
Subprofessional service:						
Grade 8. Radio draftsman.....	1	2,700	1	2,700	1	2,700
Radio draftsman.....	2	2,450	2	2,450	2	2,450
Design draftsman.....	1	2,400	1	2,400	1	2,400
Junior electrical engineer.....					1	2,400
Grade 6. Junior radio engineer.....	4	2,049	4	2,049	6	2,066
Draftsman.....	2	2,000	2	2,000	2	2,000
Grade 5. Draftsman.....	4	1,905	4	1,905	4	1,905
Senior electrical engineering aid.....					1	1,860
Cryptanalyst aid.....	1	1,860	1	1,860	1	1,860
Junior electrical engineer.....	1	1,860	1	1,860	1	1,860
Grade 4. Assistant engineering drafts- man.....	1	1,620	1	1,620	1	1,620
Grade 3. Draftsman.....	1	1,500	1	1,500	1	1,500
Clerical, administrative, and fiscal service:						
Grade 9. Civilian assistant.....	1	3,300	1	3,300	1	3,300
Senior inspector.....	1	3,300	1	3,300	1	3,300
Grade 8. Chief clerk.....	1	3,100	1	3,100	1	3,100
Clerk.....	3	2,900	3	2,900	3	2,900
Grade 7. Chief clerk.....	4	2,800	4	2,800	4	2,800
Military storekeeper.....	1	2,800	1	2,800	1	2,800
Senior inspector.....	1	2,800	1	2,800	1	2,800
Artist illustrator.....	1	2,700	1	2,700	1	2,700
Principal photographer.....	1	2,700	1	2,700	1	2,700
Radio inspector.....	1	2,700	1	2,700	1	2,700
Clerk.....	2	2,650	2	2,650	2	2,650
Grade 6. Inspector.....	1	2,600	1	2,600	1	2,600
Chief clerk.....	1	2,600	1	2,600	1	2,600
Clerk.....	1	2,600	1	2,600	1	2,600
Principal photographer.....	1	2,400	1	2,400	1	2,400
Senior photographer.....	2	2,400	2	2,400	2	2,400
Military storekeeper.....	2	2,350	2	2,350	2	2,350
Grade 5. Chief telegrapher.....					1	2,600
Telegraph operator.....	1	2,300	1	2,300	1	2,300
Chief clerk.....	1	2,200	1	2,200	1	2,200
Draftsman illustrator.....	1	2,200	1	2,200	1	2,200
Photographer.....	1	2,200	1	2,200	1	2,200
Radio shop inspector.....	1	2,200	1	2,200	1	2,200
Senior stockman.....	1	2,200	1	2,200	1	2,200
Clerk.....	6	2,083	6	2,083	6	2,083
Assistant storekeeper.....	1	2,040	1	2,040	1	2,040
Traffic manager.....	1	2,000	1	2,000	1	2,000
Grade 4. Title writer and index super- visor.....	1	1,980	1	1,980	1	1,980
Telegraph operator.....	4	1,965	4	1,965	4	1,965
Military storekeeper.....	5	1,896	5	1,896	5	1,896
Clerk.....	20	1,869	20	1,869	20	1,869
Stockman.....	5	1,825	5	1,825	5	1,825
Photographer.....	1	1,800	1	1,800	1	1,800
Inspector of Signal Corps equip- ment.....					1	1,800
Grade 3. Assistant cryptographic clerk.....	2	1,680	2	1,680	2	1,680
Military storekeeper.....					1	1,680
Stockman.....					1	1,680
Telephone operator.....	2	1,680	2	1,680	2	1,680
Clerk.....	34	1,664	34	1,664	34	1,664
Grade 2. Checker.....	1	1,560	1	1,560	1	1,560
Storekeeper clerk.....					1	1,560
Telegraph operator.....	1	1,560	1	1,560	1	1,560
Clerk.....	48	1,479	48	1,479	50	1,485
Telephone operator.....	8	1,478	8	1,478	12	1,490
Junior storekeeper.....	1	1,440	1	1,440	1	1,440
Photostat operator.....	1	1,440	1	1,440	1	1,440
Grade 1. Clerk.....	4	1,380	4	1,380	5	1,356
Military storekeeper.....					1	1,260
Understores clerk.....	1	1,260	1	1,260	1	1,260
Telephone operator.....	28	1,193	28	1,193	43	1,194
Crafts and custodial service:						
Grade 12. Shop foreman.....	1	3,300	1	3,300	1	3,300
Grade 11. Instrument maker.....					1	2,900
Grade 10. Expert surveying and meteor- ological mechanic.....	1	2,900	1	2,900	1	2,900
Radio instrument maker.....	3	2,733	3	2,733	3	2,733
Assistant shop foreman.....	1	2,700	1	2,700	1	2,700
Cabinet maker.....	1	2,700	1	2,700	1	2,700
Telephone repairman.....	1	2,700	1	2,700	1	2,700
Grade 9. Machinist.....	6	2,466	6	2,466	6	2,466
Telephone repairman.....	2	2,450	2	2,450	2	2,450
Foreman carpenter.....	1	2,400	1	2,400	1	2,400
Storage battery repairman.....	1	2,400	1	2,400	1	2,400
Telephone switchboard wire- man.....	1	2,400	1	2,400	1	2,400
Grade 8. Plumber.....	1	2,300	1	2,300	1	2,300
Foreman topographer.....	1	2,200	1	2,200	1	2,200
Meteorological instrument mak- er.....	1	2,200	1	2,200	1	2,200
Cabinet maker.....	1	2,160	1	2,160	1	2,160
Communication equipment re- pairman.....	1	2,100	1	2,100	1	2,100
Electrical instrument maker.....	3	2,100	3	2,100	3	2,100
Carpenter.....	2	2,040	2	2,040	2	2,040
Telephone repairman.....	1	2,040	1	2,040	1	2,040
Machinist.....	3	2,000	3	2,000	3	2,000
Wireman.....	2	2,000	2	2,000	2	2,000

Signal Service of the Army—Continued.

By objects	Obligations					
	Estimate, 1935		Estimate, 1934		Actual, 1933	
	Posi- tions	Av. salary	Posi- tions	Av. salary	Posi- tions	Av. salary
PERSONAL SERVICES, FIELD—continued.						
Crafts and custodial service—Continued.						
Grade 7. Foreman laborer.....	1	\$2,040	1	\$2,040	1	\$2,040
Foreman packer.....	2	2,040	2	2,040	2	2,040
Radio repairman.....	2	2,010	2	2,010	2	2,010
Carpenter.....	3	1,920	3	1,920	3	1,920
Telephone repairman.....	1	1,920	1	1,920	1	1,920
Cable splicer.....	2	1,860	2	1,860	2	1,860
Foreman electrician.....						
Radio machinist.....	1	1,800	1	1,800	1	1,800
Grade 6. Machinist.....						
Metal finisher.....	1	1,800	1	1,800	1	1,800
Electrician.....	2	1,740	2	1,740	2	1,740
Chief packer.....	1	1,680	1	1,680	1	1,680
Packer.....	1	1,680	1	1,680	1	1,680
Grade 5. Laborer.....						
Assistant plumber.....	1	1,620	1	1,620	1	1,620
Radio electrician.....	5	1,620	5	1,620	5	1,620
Telephone repairman.....	1	1,560	1	1,560	1	1,560
Packer.....	1	1,560	1	1,560	2	1,500
Grade 4. Engineer.....						
Grade 3. Fireman-gardener.....	1	1,500	1	1,500	1	1,500
Messenger.....	1	1,320	1	1,320	1	1,320
Janitor.....	3	1,300	3	1,300	4	1,290
Fireman.....	4	1,185	4	1,185	4	1,185
Grade 2. Laborer.....	11	800	11	800	11	800
Native employees, Philippine Islands (unclassified).....	2	930	2	930	2	930
	22	443	22	443	22	443
Total permanent, field.....	387	726,256	387	726,256	430	800,330
Deduct lapses and administrative furloughs.....		111,496		111,496		2,315
Net permanent, field.....		614,760		614,760		798,015
Deduct subsistence and quarters furnished.....		1,260		1,260		1,260
		613,500		613,500		796,755
Deduct legislative reductions.....		61,476		92,025		80,033
Total cash paid salaries and wages.....		552,024		521,475		716,722
Deduct amount included in objects below.....		96,221		90,875		121,633
01 Personal services (net).....		455,803		430,600		595,089
OTHER OBLIGATIONS						
02 Supplies and materials.....		198,741		129,738		257,623
05 Communication service.....		190,000		180,000		204,972
06 Travel expenses.....		14,900		14,900		18,641
10 Heat, light, power, and water.....		47,000		47,000		46,022
11 Rentals.....		2,400		24,100		26,497
12 Repairs and alterations.....		305,494		261,111		357,465
13 Special and miscellaneous current ex- penses.....		186,340		140,340		245,162
30 Equipment.....		379,884		280,418		410,404
32 Nonstructural improvements.....		139,037		65,493		332,727
Total other obligations.....		1,463,796		1,143,100		1,899,513
Grand total obligations.....		1,919,599		1,573,700		2,494,602
1932 appropriation obligated in 1933.....						-81,930
Net total obligations.....		1,919,599		1,573,700		2,412,672
Estimated savings and unobligated bal- ances.....				828,170		131,603
Total estimate or appropriation.....		1,919,599		2,401,870		2,544,275
BY ACTIVITIES OR PROJECTS						
1. Pay of civilian employees.....		455,803		430,600		595,089
2. Electric time service.....						108
3. Commercial telephone service.....		151,500		151,500		173,322
4. Commercial telegraph service.....		68,067		52,500		58,047
5. Equipment and supplies for combat organizations.....		621,838		420,963		662,015
6. Pigeon service.....		2,475		2,475		4,269
7. Photographic service.....		30,000		30,000		41,537
8. Operation and maintenance of Fort Monmouth, N. J.....		52,500		52,500		96,220
9. Technical publications.....		1,050		1,050		1,910
10. Construction and repair of telephone systems.....		109,037		45,493		285,902
11. Installation of radio stations.....		30,000		20,000		46,783
12. Electric power.....		21,000		21,000		19,853
13. Research and development.....		164,340		135,240		170,000
14. Gasoline and oil.....		2,675		2,675		3,983
15. Patent royalties.....		4,310		7,200		7,200
16. Maintenance of radio stations.....		73,000		73,000		82,391
17. Maintenance of telephone systems.....		62,767		62,767		122,785
18. Meteorological service.....		16,000		16,000		18,664
19. Radio for Army boats.....		8,000		3,500		11,443
20. General supplies.....		11,000		11,000		24,626
21. Equipment and supplies for training.....		5,852		5,852		8,750
22. Miscellaneous equipment and supplies.....		7,585		7,585		24,473
24. Office equipment and supplies.....		5,900		5,900		16,591
25. Travel of officers.....		3,600		3,600		4,500
26. Travel of civilian employees.....		11,300		11,300		14,141
Total.....		1,919,599		1,573,700		2,494,602

National Industrial Recovery, War, Signal Corps, 1933-35—

By objects	Obligations		
	Estimate, 1935	Estimate, 1934	Actual, 1933
PERSONAL SERVICES			
Personal services, field.....		\$85,500	
Deduct amount in objects named below.....		68,500	
01 Personal services (net).....		17,000	
OTHER OBLIGATIONS			
02 Supplies and materials.....		800	
05 Communication service.....		400	
06 Travel expenses.....		3,000	
07 Transportation.....		3,500	
13 Special and miscellaneous current ex- penses.....		1,600	
32 Nonstructural improvements.....		149,870	
Total other obligations.....		159,170	
Grand total obligations.....		176,170	
Received by allotment from Federal Emer- gency Administration of Public Works.....		-176,170	
Total estimate or appropriation.....			
BY ACTIVITIES OR PROJECTS			
1. Maxwell Field: Installation telephone extensions.....		4,000	
2. Fort Huachuca: Installation radio equipment.....		850	
3. Hamilton Field: Installation telephone system.....		10,000	
4. Presidio of San Francisco: Rehabilita- tion telephone system.....		15,000	
5. Rockwell Field: Installation telephone system.....		10,000	
6. Scott Field: Rehabilitation telephone system.....		6,000	
7. Fort Logan: Installation radio equip- ment.....		850	
8. Bolling Field: Installation telephone system.....		7,000	
9. Fort Benning: Installation telephone extensions.....		6,200	
10. Chanute Field: Rehabilitation tele- phone system.....		5,000	
11. Fort Sheridan: Installation telephone equipment.....		2,000	
12. Scott Field: Installation radio equip- ment.....		8,000	
13. Fort Leavenworth: Installation tele- phone equipment.....		9,500	
14. Fort Knox: Rehabilitation telephone system.....		15,000	
15. Barksdale Field: Installation telephone extensions.....		4,800	
16. Edgewood Arsenal: Rehabilitation tele- phone system.....		6,500	
17. Fort Jay: Installation telephone equip- ment.....		8,000	
18. Patterson Field: Installation telephone extensions.....		5,600	
19. Fort Sill: Installation telephone equip- ment and extensions.....		12,500	
20. Fort Crockett: Installation radio equip- ment.....		8,000	
21. Fort Sam Houston: Installation tele- phone equipment.....		12,000	
22. Hensley Field: Installation radio equip- ment.....		8,000	
23. Langley Field: Installation telephone extensions.....		4,000	
24. Fort Warren: Installation radio equip- ment.....		870	
25. Fort Warren: Installation telephone equipment.....		6,500	
Total.....		176,170	

AIR CORPS

Air Corps, Army—

For creating, maintaining, and operating at established flying schools and balloon schools courses of instruction for officers, students, and enlisted men, including cost of equipment and supplies necessary for instruction, purchase of tools, equipment, materials, machines, textbooks, books of reference, scientific and professional papers, instruments, and materials for theoretical and practical instruction; for maintenance, repair, storage, and operation of airships, war balloons, and other aerial machines, including instruments, materials, gas plants, hangars, and repair shops, and appliances of every sort and description necessary for the operation, construction, or equipment of all types of aircraft, and all necessary

spare parts and equipment connected therewith and the establishment of landing and take-off runways; for purchase of supplies for securing, developing, printing, and reproducing photographs in connection with aerial photography; improvement, equipment, maintenance, and operation of plants for testing and experimental work, and procuring and introducing water, electric light and power, gas, and sewerage, including maintenance, operation, and repair of such utilities at such plants; for the procurement of helium gas; for travel of officers of the Air Corps by air and rail in connection with the administration of this appropriation [not to exceed \$92,825, exclusive of the cost of transporting new aircraft from factory to first destination]; salaries and wages of civilian employees as may be necessary, and [not to exceed \$38,490 for] payment of their traveling and other necessary expenses as authorized by existing law; transportation of materials in connection with consolidation of Air Corps activities; experimental investigation and purchase and development of new types of airplanes and balloons, accessories thereto, and aviation engines, including plans, drawings, and specifications thereof, and the purchase of letters patent, application for letters patent, licenses under letters patent and applications for letters patent; for the purchase, manufacture, and construction of airplanes and balloons, including instruments and appliances of every sort and description necessary for the operation, construction (airplanes and balloons), or equipment of all types of aircraft, and all necessary spare parts and equipment connected therewith; for the marking of military airways where the purchase of land is not involved; for the purchase, manufacture, and issue of special clothing, wearing apparel, and similar equipment for aviation purposes; for all necessary expenses connected with the sale or disposal of surplus or obsolete aeronautical equipment, and the rental of buildings, and other facilities for the handling or storage of such equipment; for the services of not more than four consulting engineers at experimental stations of the Air Corps as the Secretary of War may deem necessary, at rates of pay to be fixed by him not to exceed \$50 a day for not exceeding fifty days each and necessary traveling expenses; purchase of special apparatus and appliances, repairs and replacements of same used in connection with special scientific medical research in the Air Corps; for maintenance and operation of such Air Corps printing plants outside of the District of Columbia as may be authorized in accordance with law; for publications, station libraries, special furniture, supplies and equipment for offices, shops, and laboratories; for special services, including the salvaging of wrecked aircraft, [\$23,324,185] \$21,450,253: *Provided*, That from the amount herein appropriated and the amount herein authorized for obligation not to exceed [\$3,670,875] \$3,180,206 may be expended for pay and expenses of civilian employees other than those employed in experimental and research work; not exceeding [\$17,000] \$10,000 may be expended for the procurement of helium from the Bureau of Mines, of which sum such amounts as may be required may be transferred in advance to that bureau; not exceeding [\$3,035,429] \$2,842,807 may be expended for experimental and research work with airplanes or balloons and their equipment, including the pay of necessary civilian employees; not less than [\$8,257,807] \$8,264,317 shall be expended for the production or purchase of new airplanes and their equipment, and accessories, of which [\$7,614,522] \$5,597,416 shall be available exclusively for combat airplanes, their equipment and accessories; [not less than \$9,130,100 shall be expended, other than for pay of civilian employees, for aviation fuel and oil and for the repair and maintenance of airplanes and their equipment, spare parts, and accessories;] and not more than \$6,000 may be expended for settlement of claims (not exceeding \$250 each) for damages to persons and private property resulting from the operation of aircraft at home and abroad when each claim is substantiated by a survey report of a board of officers appointed by the commanding officer of the nearest aviation post and approved by the Chief of Air Corps and the Secretary of War: *Provided further*, That in addition to the amounts herein provided for the procurement of new airplanes and for the procurement of equipment, spare parts, and accessories for airplanes, the Chief of the Air Corps, when authorized by the Secretary of War, may enter into contracts prior to July 1, [1934] 1935, for the procurement of new airplanes and for the procurement of equipment, spare parts, and accessories for airplanes to an amount not in excess of \$3,000,000, and his action in so doing shall be deemed a contractual obligation of the Federal Government for the payment of the cost thereof: *Provided further*, That the sum of [\$25,000] \$101,560 of the appropriation for Air Corps, Army, fiscal year [1931] 1932, shall remain available until June 30, [1934] 1935, for the payment of obligations incurred under contracts executed prior to July 1, [1931] 1932: *Provided further*, That none of the money appropriated in this Act shall be used for the purchase of any airplane ordered after the approval of this Act which is equipped or propelled by a Liberty motor or by any motor or airplane engine purchased or constructed prior to July 1, 1920]

(U.S.C., title 10, secs. 291-309; U.S.C., Supp. VI, title 10, secs. 291-309; act Mar. 4, 1933, 47 Stat., pp. 1582-1584).

Annual appropriation, general fund:

Estimate 1935, \$21,450,253

Appropriated 1934, \$23,324,185

By objects	Obligations					
	Estimate, 1935		Estimate, 1934		Actual, 1933	
	Posi- tions	Av. salary	Posi- tions	Av. salary	Posi- tions	Av. salary
PERSONAL SERVICES, FIELD						
Professional service:						
Grade 7. Senior engineer	1	\$7,500	1	\$7,500	1	\$7,500
Grade 6. Principal engineer	2	5,700	2	5,700	2	5,700
Grade 5. Senior engineer	4	4,900	4	4,900	4	4,900
Grade 4. Patent expert	1	4,200	1	4,200	1	4,200
Chief inspector	1	4,000	1	4,000	1	4,000
Engineer	9	4,311	9	4,311	9	4,311
Technologist	1	4,200	1	4,200	1	4,200
Grade 3. Associate engineer	32	3,381	32	3,381	32	3,381
Industrial war-plans supervisor	1	3,500	1	3,500	1	3,500
Instructor	1	3,300	1	3,300	1	3,300
Associate metallurgist	1	3,200	1	3,200	1	3,200
Associate chemist	2	3,300	2	3,300	2	3,300
Specifications and standards supervisor	1	3,500	1	3,500	1	3,500
Head inspector	7	3,500	7	3,500	7	3,500
Grade 2. Assistant engineer	22	2,800	22	2,800	22	2,800
Patent specification writer	2	2,700	2	2,700	2	2,700
Designer	15	2,833	15	2,833	15	2,833
Assistant technologist	1	2,900	1	2,900	1	2,900
Instructor	1	2,600	1	2,600	1	2,600
Assistant chemist	2	2,750	2	2,750	2	2,750
Grade 1. Junior engineer	28	2,036	28	2,036	27	2,083
Junior chemist	1	2,000	1	2,000	1	2,000
Junior physicist	3	2,000	3	2,000	3	2,000
Subprofessional service:						
Grade 8. Laboratorian	1	2,900	1	2,900	1	2,900
Laboratory assistant	1	2,700	1	2,700	1	2,700
Senior inspector	54	2,707	54	2,707	54	2,707
Senior instructor	3	2,800	3	2,800	3	2,800
Grade 7. Chief operator gas plant	1	2,600	1	2,600	1	2,600
Flight test observer	1	2,300	1	2,300	1	2,300
Inspector	26	2,488	26	2,488	26	2,488
Instructor	7	2,586	7	2,586	7	2,586
Draftsman	1	2,900	1	2,900	1	2,900
Grade 6. Assistant helium operator	1	2,300	1	2,300	1	2,300
Draftsman	23	2,387	23	2,387	23	2,387
Inspector	7	2,123	7	2,123	7	2,123
Instructor	16	2,344	16	2,344	16	2,344
Grade 5. Librarian	1	1,860	1	1,860	1	1,860
Library assistant	1	1,860	1	1,860	1	1,860
Draftsman	5	1,836	5	1,836	5	1,836
Registered nurse	1	1,980	1	1,980	1	1,980
Laboratorian	12	1,880	12	1,880	12	1,880
Inspector	1	1,920	1	1,920	1	1,920
Grade 4. Registered nurse	1	1,620	1	1,620	1	1,620
Draftsman	1	1,860	1	1,860	1	1,860
Inspector	3	1,620	3	1,620	3	1,620
Engineering aid	1	1,620	1	1,620	1	1,620
Grade 3. Assistant nurse	1	1,440	1	1,440	1	1,440
Draftsman	5	1,452	5	1,452	5	1,452
Library assistant	1	1,560	1	1,560	1	1,560
Grade 1. Apprentice draftsman	17	1,113	17	1,113	17	1,113
Tracer (mechanical drawing)	1	1,020	1	1,020	2	1,020
Laboratory aid	16	971	16	971	16	971
Clerical, administrative, and fiscal service:						
Grade 13. Chief accountant	1	6,000	1	6,000	1	6,000
Grade 12. Senior administrative officer	1	4,800	1	4,800	1	4,800
Grade 11. Administrative officer	2	4,100	2	4,100	2	4,100
Grade 10. Senior purchasing agent	1	3,800	1	3,800	1	3,800
Junior administrative officer	1	4,000	1	4,000	1	4,000
Grade 9. Senior administrative assistant	2	3,350	2	3,350	2	3,350
Grade 8. Associate editor	1	3,300	1	3,300	1	3,300
Principal inspector	24	2,992	24	2,992	24	2,992
Chief storekeeper	1	3,400	1	3,400	1	3,400
Administrative assistant	9	3,055	9	3,055	9	3,055
Grade 7. Clerk	1	2,900	1	2,900	1	2,900
Junior purchasing agent	2	2,700	2	2,700	2	2,700
Traffic manager	1	3,200	1	3,200	1	3,200
Photographer	2	2,950	2	2,950	2	2,950
Procurement planning assistant	3	2,733	3	2,733	3	2,733
Junior administrative assistant	4	2,775	4	2,775	4	2,775
Assistant editor					1	2,600
Grade 6. Principal clerk	46	2,514	46	2,514	46	2,514
Photographer	4	2,625	4	2,625	4	2,625
Principal translator	1	2,300	1	2,300	1	2,300
Draftsman	1	2,800	1	2,800	1	2,800
Principal storekeeper	1	2,500	1	2,500	1	2,500
Grade 5. Senior clerk	40	2,173	40	2,173	40	2,173
Senior storekeeper	9	2,095	9	2,095	9	2,095
Stock tracer	2	2,300	2	2,300	2	2,300
Stenographer	2	2,100	2	2,100	2	2,100
Radio maintenance supervisor	1	2,600	1	2,600	1	2,600
Grade 4. Clerk	49	1,907	49	1,907	49	1,907
Radio operator	5	1,920	5	1,920	5	1,920
Storekeeper	17	1,877	17	1,877	18	1,871
Stenographer	2	2,010	2	2,010	2	2,010
Blueprint paper coater	1	2,100	1	2,100	1	2,100
Photographer	1	1,860	1	1,860	1	1,860
Grade 3. Checker	1	1,920	1	1,920	1	1,920
Assistant clerk	32	1,749	32	1,749	32	1,749
Senior stenographer	28	1,740	28	1,740	26	1,745
Senior tabulating-machine operator	1	1,800	1	1,800	1	1,800
Stock tracer	2	1,620	2	1,620	2	1,620
Assistant storekeeper	8	1,695	8	1,695	9	1,676
Stock-record clerk	1	1,740	1	1,740	1	1,740

Air Corps, Army—Continued.

By objects	Obligations					
	Estimate, 1935		Estimate, 1934		Actual, 1933	
	Posi- tions	Av. salary	Posi- tions	Av. salary	Posi- tions	Av. salary
PERSONAL SERVICES, FIELD—continued						
Clerical, administrative, and fiscal service—Continued.						
Grade 2. Checker	14	\$1,555	14	\$1,555	14	\$1,555
Junior clerk	102.5	1,549	102.5	1,549	102.5	1,549
Junior storekeeper	47	1,514	47	1,514	47	1,514
Comptometer operator	2	1,470	2	1,470	2	1,470
Junior stenographer	117	1,494	117	1,494	119	1,495
Junior bookkeeping-billing machine operator	21	1,451	21	1,451	20	1,454
Junior card-punch operator	8	1,440	8	1,440	8	1,440
Grade 1. Underclerk	29	1,291	29	1,291	30	1,290
Storekeeper	7	1,260	7	1,260	7	1,260
Bookkeeping-billing machine operator	1	1,080	1	1,080	1	1,080
Clerk-typist	78	1,330	78	1,330	80	1,330
Operator, blueprint machine	8	1,320	8	1,320	8	1,320
Stock tracer	1	1,260	1	1,260	1	1,260
Junior stenographer	8	1,297	8	1,297	9	1,216
Telephone operator	5	1,296	5	1,296	5	1,296
\$600 to \$1,200. Storekeeper	13	650	13	650	13	650
Stock tracer	4	1,065	4	1,065	4	1,065
Telephone operator	3	1,100	3	1,100	3	1,100
Clerk-typist	3	810	3	810	3	810
Junior stenographer	1	570	1	570	1	570
Clerk	7	574	7	574	7	574
Crafts and custodial service.						
Grade 12. General foreman	2	3,500	2	3,500	2	3,500
Shop superintendent	2	3,350	2	3,350	2	3,350
Grade 11. General foreman	4	3,350	4	3,350	4	3,350
Foreman	2	3,300	2	3,300	2	3,300
Shop superintendent	1	2,900	1	2,900	1	2,900
Grade 10. General foreman	5	2,880	5	2,880	5	2,880
Foreman	25	2,764	25	2,764	25	2,764
Shop superintendent	2	3,150	2	3,150	2	3,150
Inspector	2	3,050	2	3,050	2	3,050
Mechanic	1	2,700	1	2,700	1	2,700
Production estimator	3	2,833	3	2,833	3	2,833
Grade 9. General foreman	1	2,300	1	2,300	1	2,300
Foreman	22	2,427	22	2,427	22	2,427
Mechanic	11	2,646	11	2,646	11	2,646
Linotype operator	1	2,700	1	2,700	1	2,700
Chief, plant protection	1	2,700	1	2,700	1	2,700
Inspector	2	2,650	2	2,650	2	2,650
Grade 8. Mechanic	155	2,298	155	2,298	153	2,301
Foreman	14	2,120	14	2,120	14	2,120
Garage superintendent	1	2,300	1	2,300	1	2,300
Pressman	3	2,367	3	2,367	3	2,367
Locomotive crane operator	1	2,300	1	2,300	1	2,300
Refrigeration equipment operator	1	2,000	1	2,000	1	2,000
Inspector	7	2,286	7	2,286	7	2,286
Oil reclaimer operator	1	2,400	1	2,400	1	2,400
Shop superintendent	1	2,000	1	2,000	1	2,000
Grade 7. Mechanic	273	2,037	273	2,037	274	2,039
Dry kiln operator	1	2,040	1	2,040	1	2,040
Office appliance repairman	1	2,000	1	2,000	1	2,000
Truckmaster	1	2,100	1	2,100	1	2,100
Tradesman	4	2,075	4	2,075	4	2,075
Foreman	4	1,905	4	1,905	4	1,905
Locomotive crane operator	1	1,920	1	1,920	1	1,920
Inspector	4	1,935	4	1,935	4	1,935
Grade 6. Mechanic	318	1,817	318	1,817	317	1,821
Inspector	2	1,770	2	1,770	2	1,770
Truckmaster	3	1,860	3	1,860	3	1,860
Assistant chief plant protection	2	1,800	2	1,800	2	1,800
Packer	1	1,920	1	1,920	1	1,920
Chief plant protection	2	1,800	2	1,800	3	1,760
Foreman	4	1,785	4	1,785	4	1,785
Locomotive crane operator	1	1,680	1	1,680	1	1,680
Rotoprint operator	1	1,800	1	1,800	1	1,800
Oil reclaimer operator	1	1,920	1	1,920	1	1,920
Grade 5. Mechanic	178	1,625	178	1,625	179	1,624
Carpenter	1	1,620	1	1,620	1	1,620
Chauffeur	1	1,800	1	1,800	1	1,800
Fire fighter guard	2	1,770	2	1,770	2	1,692
Fireman (stationary boiler)	8	1,605	8	1,605	8	1,605
Packer	10	1,614	10	1,614	10	1,614
Chief plant protection	2	1,590	2	1,590	2	1,590
Oil reclaimer operator	1	1,620	1	1,620	1	1,620
Grade 4. Junior mechanic	109	1,472	109	1,472	109	1,472
Chauffeur	26	1,514	26	1,514	25	1,521
Laborer	5	1,536	5	1,536	5	1,536
Fire fighter guard	66	1,508	66	1,508	66	1,508
Fireman (stationary boiler)	24	1,425	24	1,425	26	1,419
Packer	3	1,480	3	1,480	3	1,480
Guide	1	1,620	1	1,620	1	1,620
Gardener	1	1,620	1	1,620	1	1,620
Grade 3. Mechanic's helper	27	1,324	27	1,324	10	1,360
Chauffeur	7	1,260	7	1,260	7	1,260
Firefighter guard	27	1,267	27	1,267	27	1,267
Packer	4	1,290	4	1,290	4	1,290
Press feeder	1	1,140	1	1,140	1	1,140
Watchman	3	1,240	3	1,240	3	1,240
Junior rotoprint operator	1	1,260	1	1,260	1	1,260
Grade 2. Mechanic's helper	35	1,209	35	1,209	36	1,209
Laborer	159	1,162	159	1,162	167	1,170
Laundress	1	1,200	1	1,200	1	1,200
Messenger	1	1,260	1	1,260	1	1,260
Grade 1. Mechanic's helper	101	823	101	823	102	826
Laborer	172	822	172	822	173	824
Messenger	13	741	13	741	14	741
Blueprint trimmer	24	750	24	750	25	750
\$240 to \$540. Mechanic's helper	44	461	44	461	44	461
Laborer	23	267	23	267	23	267
Total permanent, field	3,115.5		3,115.5		3,118.5	
		5,394,761		5,394,761		5,399,021

Air Corps, Army—Continued.

By objects	Obligations		
	Estimate, 1935	Estimate, 1934	Actual, 1933
PERSONAL SERVICES, FIELD—continued			
Deduct lapses and administrative furloughs	\$399,588	\$399,097	\$44,149
Net permanent, field	4,995,173	4,995,664	5,354,872
Temporary positions, field	2,300	2,300	30,750
All personal services, field	4,997,473	4,997,964	5,385,622
Deduct subsistence and quarters furnished	6,380	6,380	6,380
	4,991,093	4,991,584	5,379,242
Deduct legislative reductions	499,747	748,392	575,282
01 Personal services (net)	4,491,346	4,243,192	4,803,960
OTHER OBLIGATIONS			
Supplies and materials:			
0200 Photographic and office supplies	114,000	22,500	153,279
0220 Scientific and educational supplies	4,000	4,500	20,950
0230 Fuel	1,979,089	983,500	1,547,966
0240 Wearing apparel	145,500	5,000	162,763
0280 Sundry supplies	200,300	289,000	218,948
0290 Materials (not specifically allocated)	250,000	367,759	275,813
02 Total supplies and materials	2,692,889	1,672,259	2,379,728
06 Travel expenses	130,825	121,325	119,691
07 Transportation of things (service)	476,306	336,000	354,470
08 Printing and binding (service)	8,200	4,900	10,288
10 Electric power, water, etc. (service)	63,000	75,000	59,899
11 Rentals, miscellaneous	15,000	16,000	18,716
12 Repairs and alterations	2,410,077	1,431,000	3,085,060
13 Special and miscellaneous current expenses	1,172,967	315,830	1,142,009
Equipment:			
3010 Furniture, furnishings, and fixtures	114,000	2,000	121,000
3020 Educational and scientific equipment	133,276	45,000	188,537
3030 Aircraft, engines, accessories, and hangars	12,078,117	3,156,000	11,463,643
3050 Machinery, life-saving equipment	376,750	129,000	615,316
3060 Aviation military maps	30,000	22,500	38,854
30 Total equipment	12,732,143	3,354,500	12,427,350
32 Gas plants, technical structures, and runways	239,500	7,000	88,622
33 Settlement of damages by aircraft	6,000	4,000	2,000
Total other obligations	19,946,907	7,337,804	19,687,833
Grand total obligations	24,438,253	11,581,006	24,491,799
No-year appropriations obligated in 1933			-53,793
	24,438,253	11,581,006	24,437,994
Received by transfer from Department of Commerce			-1,500
Transferred to Department of Commerce	+12,000	+18,667	+11,000
Net total obligations	24,450,253	11,599,673	24,447,494
Deduct contract authorization	3,000,000		
Estimated savings and unobligated balances		11,724,512	991,637
Total estimate or appropriation	21,450,253	23,324,185	25,439,131
BY ACTIVITIES OR PROJECTS			
A. New aircraft:			
11 Procurement of balloons and accessories			100
12 Procurement of standard airplanes	8,264,317	2,475,000	7,664,779
14 Transportation to first destination and boxing	108,979	100,000	31,185
Total	8,373,296	2,575,000	7,696,064
B. Experimental and research work with airplanes or lighter-than-air craft and their equipment and accessories; service test; civilian employees:			
71 Experimental and development work	1,148,967	317,797	1,138,537
72 Pay of civilian employees in experimental work	1,338,840	1,264,460	1,485,722
73 Service test equipment	350,000	151,000	366,308
74 Printing supplies and stationery	5,000	5,000	4,484
Total	2,842,807	1,738,257	2,995,051
C. Maintenance and operation:			
81 Procurement of spare engines for new aircraft	2,106,600	525,000	1,827,831
82 Material and labor for the maintenance of aircraft:			
1. Material	3,718,577	1,669,759	4,543,460
2. Helium	10,000	17,000	9,000
3. Aircraft maintenance labor	1,618,947	1,529,450	1,639,388

Air Corps, Army—Continued.

By objects	Obligations		
	Estimate, 1935	Estimate, 1934	Actual, 1933
BY ACTIVITIES OR PROJECTS—Contd.			
C. Maintenance and operation—Contd.			
83. Gasoline and oil.....	\$2, 245, 089	\$1, 164, 000	\$1, 728, 494
84. Labor and material for storage and issue:			
1. Labor.....	409, 824	387, 433	459, 412
2. Supplies, packing and crating.....	20, 000	20, 000	16, 057
85. Material and labor for the maintenance and operation of stations, depots, and organizations:			
1. Buildings, technical, maintenance.....	170, 000	120, 000	211, 574
2. Clothing and parachutes.....	185, 500	42, 000	220, 277
3. Electrical supplies.....	10, 000	8, 000	20, 742
4. Flying field and ground equipment, night lighting systems.....	492, 750	77, 000	251, 938
5. Gasoline and oil for Air Corps motor vehicles.....	20, 000	30, 000	19, 262
6. Handbooks.....	15, 000	15, 000	14, 445
7. Machinery and tools.....	150, 000	55, 000	415, 380
8. Books, magazines, and maps.....	40, 000	30, 000	67, 111
9. School and office supplies.....	147, 500	25, 000	212, 299
10. Photo supplies and equipment.....	173, 276	62, 000	396, 650
11. Runways, maintenance.....	150, 000	100, 000	106, 157
12. Tractors and mowers.....	18, 000	18, 000	8, 977
13. Utilities for manufacturing purposes.....	100, 000	100, 000	91, 037
Salaries:			
14. Corps areas and department air offices.....	23, 310	22, 441	23, 546
15. Depot, miscellaneous.....	309, 479	202, 285	340, 558
16. Fields and schools.....	263, 160	248, 530	274, 164
17. Materiel division.....	258, 305	243, 954	282, 370
18. Military attachés.....	2, 916	2, 755	3, 200
19. School of aviation medicine.....	8, 541	8, 067	9, 224
86. Transportation of supplies and equipment.....	160, 627	100, 000	152, 901
87. Travel and per diem, civilian employees.....	30, 000	22, 500	28, 272
88. Travel of officers, by air and rail, Air Corps.....	92, 825	92, 825	73, 689
Salaries:			
89. Procurement inspection.....	220, 821	208, 553	243, 151
90. Special inspection.....	8, 994	8, 495	9, 863
91. Industrial war plans.....	25, 909	24, 469	29, 662
92. Miscellaneous.....	22, 200	12, 900	24, 288
93. Damages to aircraft.....	6, 000	4, 000	2, 000
	13, 234, 150	7, 286, 416	13, 756, 379
Total.....	24, 450, 253	11, 599, 673	24, 447, 494

National Industrial Recovery, War, Air Corps, 1933-35—

By objects	Obligations		
	Estimate, 1935	Estimate, 1934	Actual, 1933
PERSONAL SERVICES, FIELD			
01. Personal services (net).....	\$25, 000	\$25, 000	
OTHER OBLIGATIONS			
06. Travel expense, civilians.....	3, 000	3, 000	
07. Transportation of things (service).....	20, 000	20, 000	
13. Packing and crating.....	5, 000	5, 000	
30. Airplanes, engines, and accessories.....		7, 394, 000	
Total other obligations.....	28, 000	7, 422, 000	
Grand total obligations.....	53, 000	7, 447, 000	
Unobligated balance, 1934, available in 1935.....	-53, 000	+53, 000	
Received by allotment from Federal Emergency Administration of Public Works.....		-7, 500, 000	
Total estimate or appropriation.....			
BY ACTIVITIES OR PROJECTS			
Project No.			
12. Procurement of standard airplanes.....		7, 394, 000	
14. Transportation to first destination and boxing.....	25, 000	25, 000	
89. Pay of inspectors.....	25, 000	25, 000	
87. Travel of inspectors.....	3, 000	3, 000	
Total.....	53, 000	7, 447, 000	

MEDICAL DEPARTMENT

Medical and Hospital Department—

For the manufacture and purchase of medical and hospital supplies, including disinfectants, for military posts, camps, hospitals, hospital ships and transports, for laundry work for enlisted men and Army nurses while patients in a hospital, and supplies required for mosquito destruction in and about military posts in the Canal Zone; for the purchase of veterinary supplies and hire of veterinary surgeons; [for inspection service and instruction furnished by the Department of Agriculture which may be transferred in advance;] for expenses of medical supply depots; for medical care and treatment not otherwise provided for, including care and subsistence in private hospitals of officers, enlisted men, and civilian employees of the Army, of applicants for enlistment, and of prisoners of war and other persons in military custody or confinement, when entitled thereto by law, regulation, or contract: *Provided*, That this shall not apply to officers and enlisted men who are treated in private hospitals or by civilian physicians while on furlough; for the proper care and treatment of epidemic and contagious diseases in the Army or at military posts or stations, including measures to prevent the spread thereof, and the payment of reasonable damages not otherwise provided for for bedding and clothing injured or destroyed in such prevention; for the care of insane Filipino soldiers in conformity with the Act of Congress approved May 11, 1908 (U.S.C., title 24, sec. 198); for the pay of male and female nurses, not including the Army Nurse Corps, and of cooks and other civilians employed for the proper care of sick officers and soldiers, under such regulations fixing their number, qualifications, assignments, pay, and allowances as shall have been or shall be prescribed by the Secretary of War; for the pay of civilian physicians employed to examine physically applicants for enlistment and enlisted men and to render other professional services from time to time under proper authority; for the pay of other employees of the Medical Department; for the payment of express companies and local transfers employed directly by the Medical Department for the transportation of medical and hospital supplies, including bidders' samples and water for analysis; for supplies for use in teaching the art of cooking to the enlisted force of the Medical Department; for the supply of the Army and Navy Hospital at Hot Springs, Arkansas; for advertising, laundry, and all other necessary miscellaneous expenses of the Medical Department, **[\$1,183,723] \$1,105,038 (U.S.C., title 10, sec. 81; title 24, sec. 198; act Mar. 4, 1933, 47 Stat., pp. 1584-1585).**

Estimate 1935, **\$1,105,038**Appropriated 1934, **\$1,183,723**

By objects	Obligations					
	Estimate, 1935		Estimate, 1934		Actual, 1933	
PERSONAL SERVICES, FIELD	Posi- tions	Av. salary	Posi- tions	Av. salary	Posi- tions	Av. salary
Professional service:						
Grade 3. Sanitary inspector.....	1	\$3, 500	1	\$3, 500	1	\$3, 500
Grade 2. Librarian.....					1	2, 800
Grade 1. Assistant chemist.....	2	2, 250	2	2, 250	2	2, 250
Less than \$2,000. Hospital interne.....	20	1, 080				
Subprofessional service:						
Grade 8. Artificial-limb maker.....					2	2, 900
Brace maker.....					1	3, 000
Instructor.....	1	3, 100	1	3, 100	1	3, 100
Grade 7. Chief dietitian.....	1	2, 500			1	2, 700
Chief occupational therapy aid.....					1	2, 700
Chief physiotherapy aid.....					1	2, 700
Grade 6. Artificial-limb maker.....	1	2, 400	1	2, 400		
Assistant chief dietitian.....	1	2, 300				
Brace maker.....					1	2, 600
Curative-workshop instructor.....					1	2, 200
Dental mechanic.....	1	2, 300			1	2, 300
Principal occupational therapy aid.....					1	2, 180
Principal physiotherapy aid.....					1	2, 600
Senior library assistant.....	1	2, 100				
Grade 5. Curative-workshop instructor.....					1	1, 920
Dental mechanic.....	1	1, 800	1	1, 800	2	2, 010
Dietitian, head.....	5	1, 920	5	1, 920	11	1, 818
Librarian.....					3	2, 020
Reconstruction aid, occupa- tional therapy, head.....					6	1, 910
Reconstruction aid, physiother- apy, head.....	1	2, 040			7	1, 869
Grade 4. Dental hygienist.....					1	1, 680
Dietitian.....	5	1, 716	1	1, 740	3	1, 660
Reconstruction aid, occupa- tional therapy, head.....	2	1, 710				
Reconstruction aid, physiother- apy, head.....	8	1, 868	2	1, 920	2	1, 950
X-ray expert.....	1	1, 800	1	1, 800	1	1, 800
Grade 3. Dental hygienist.....	1	1, 500	1	1, 500	4	1, 500
Dietitian.....	8	1, 470	4	1, 470	25	1, 502
Reconstruction aid, occupa- tional therapy.....	1	1, 440	1	1, 440	23	1, 649
Reconstruction aid, physiother- apy.....	4	1, 470	3	1, 440	30	1, 532
Grade 2. Hospital attendant (masseur).....	1	1, 260			1	1, 260
Nurse.....	8	1, 260	8	1, 260		

Medical and Hospital Department—Continued.

By objects	Obligations					
	Estimate, 1935		Estimate, 1934		Actual, 1933	
	Posi- tions	Av. salary	Posi- tions	Av. salary	Posi- tions	Av. salary
PERSONAL SERVICES, FIELD—continued						
Clerical, administrative, and fiscal service:						
Grade 8. Administrative assistant.....	1	\$3,300	1	\$3,300	1	\$3,300
Grade 6. Principal clerk.....	5	2,500	5	2,500	5	2,500
Grade 5. Senior clerk.....	5	2,100	5	2,100	3	2,100
Grade 4. Bookkeeper.....					1	1,800
Clerk.....	1	1,860	1	1,860	3	2,000
Clerk-stenographer.....	5	1,944	5	1,944	16	1,847
Head operator, office devices.....	1	2,040	1	2,040	1	2,040
Inspector of medical supplies.....	1	1,920	1	1,920	1	1,920
Grade 3. Assistant clerk.....	1	1,620	1	1,620		
Assistant clerk-stenographer.....	28	1,690	25	1,692	27	1,714
Assistant office draftsman.....	1	1,740	1	1,740	1	1,740
Senior operator, office devices.....	10	1,782	10	1,782	10	1,620
Warehouseman.....	2	1,710	2	1,710	2	1,710
Grade 2. Junior clerk.....	1	1,500	1	1,500		
Junior clerk-stenographer.....	10	1,512	7	1,543	31	1,496
Junior clerk-typist.....	13	1,460	13	1,460	10	1,476
Storekeeper.....	1	1,560	1	1,560	1	1,560
Warehouse foreman.....	1	1,560	1	1,560	1	1,560
Grade 1. Junior typist.....	6	1,320	6	1,320	10	1,320
Superintendent, dental and lab- oratory supplies.....	1	1,380	1	1,380	1	1,380
Telephone operator.....					1	1,440
Underclerk.....	4	1,290	4	1,290	24	1,284
Less than \$1,260. Junior typist.....	1	1,200	1	1,200	1	1,200
Underclerk.....	3	870	3	870	1	810
Custodial service:						
Grade 8. Electrician.....	1	2,100	1	2,100	1	2,100
Grade 7. Carpenter.....	1	2,160	1	2,160	4	1,995
Electrician.....					1	2,160
Laundry foreman.....					2	2,300
Plumber.....	1	2,100	1	2,100	1	2,100
Senior mechanic.....	2	2,035	1	1,920	1	1,920
Grade 6. Blacksmith.....					1	1,980
Carpenter.....	5	1,872	5	1,872	4	1,800
Cook.....					2	1,770
Engineer.....	1	1,800	1	1,800	1	1,800
Gardener.....					1	1,920
Instructor.....	1	1,920	1	1,920	2	1,860
Laundry operator.....					2	1,920
Mechanic.....					1	1,800
Painter.....					2	1,830
Grade 5. Carpenter.....	3	1,600	3	1,600	4	1,620
Cook.....	1	1,740	1	1,740	1	1,560
Cook, nurses' quarters.....					1	1,560
Electrician.....					1	1,800
Foreman of laborers.....	2	1,680	2	1,680	2	1,680
Junior mechanic.....	1	1,620	1	1,620	1	1,620
Laundry operator.....	2	1,710	2	1,710	1	1,740
Packer.....	2	1,800	2	1,800	2	1,800
Painter.....	1	1,680			1	1,680
Grade 4. Assistant foreman of laborers.....	4	1,455	4	1,455	1	1,500
Checker.....	1	1,380	1	1,380	1	1,380
Cook.....	2	1,500	1	1,560	1	1,380
Cook, nurses' quarters.....					1	1,560
Laundry operator.....					3	1,440
Packer.....	14	1,517	14	1,517	12	1,550
Painter.....	1	1,440	1	1,440	1	1,440
Watchman, chief.....	1	1,440	1	1,440	1	1,440
Grade 3. Attendant, nurses' quarters.....	1	1,200				
Carpenter.....	1	1,200				
Carpenter's helper.....					1	1,380
Cook, nurses' quarters.....	4	1,260	1	1,440	7	1,277
Handyman.....	1	1,260	1	1,260	1	1,260
Laborer.....	25	1,217	25	1,217	21	1,200
Laundry operator.....	8	1,290	8	1,290	10	1,248
Meat cutter.....	1	1,440			3	1,280
Painter.....					1	1,320
Senior laborer.....	40	1,302	40	1,302	51	1,311
Watchman.....	5	1,320	5	1,320	6	1,310
Grade 2. Assistant gardener.....	1	1,320	1	1,320	12	1,110
Attendant, bathhouse.....					1	1,140
Attendant, nurses' quarters.....	10	1,086			4	1,170
Cook.....	16	1,163	6	1,200	6	1,190
Cook, nurses' quarters.....	12	1,191	12	1,191	12	1,191
Elevator operator.....	1	1,200	1	1,200	1	1,200
Fireman.....	0.5	1,100	0.5	1,100	0.5	1,100
Housekeeper.....					2	1,170
Kitchen helper.....					1	1,080
Laborer.....	3	1,113	3	1,113	9	1,182
Laundry operator.....	4	1,155	4	1,155	4	1,140
Meat cutter.....	1	1,200	1	1,200		
Mess attendant.....					4	1,140
Ward attendant.....	8	1,162	8	1,162	12	1,150
Grade 1. Attendant, nurses' quarters.....	63	910	41	808	104	836
Cook.....	8	939	3	844	10	920
Cook, nurses' quarters.....	13	925	13	925	6	810
Housekeeper, nurses' quarters.....	1	900	1	900	1	960
Laborer, foreman.....	4	900	4	900	12	762
Kitchen helper.....	28	881	11	965	77	888
Laborer.....	27	745	25	723	51	737
Laundry operator.....	31	865	31	865	50	805
Mechanic.....					2	960
Mess attendant.....	46	780	18	740	81	844
Messenger.....	2	1,020	2	1,020	2	1,020
Messenger girl.....					2	645
Mosquito catcher.....					3	730
Packer.....	2	780	2	780	2	780
Seamstress.....	6	825	3	840	8	881
Ward attendant.....	79	885	53	929	203	895

Medical and Hospital Department—Continued.

By objects	Obligations					
	Estimate, 1935		Estimate, 1934		Actual, 1933	
	Posi- tions	Av. salary	Posi- tions	Av. salary	Posi- tions	Av. salary
PERSONAL SERVICES, FIELD—continued						
Custodial service—Continued.						
Less than \$600. Attendant, nurses quar- ters.....	14	\$343	14	\$343	15	\$356
Carpenter.....	1	540	1	540	1	540
Cook.....	1	432	1	432	1	432
Cook, nurses quarters.....	4	444	4	444	4	444
Kitchen helper.....	3	540	3	540	4	540
Dietitian, junior.....					15	420
Laborer.....	34	461	34	461	27	479
Laundry operator.....	1	570	1	570	2	570
Packer.....	1	480	1	480	1	480
Painter.....	1	462	1	462	1	462
Reconstruction aid, physiotherapy, junior.....					10.6	420
Reconstruction aid, occupational, junior.....					4	420
Student nurse.....					23	420
Seamstress.....	8	240	8	240	10	209
Ward attendant.....	3	332	3	332	4	384
Total permanent, field.....	747.5		566.5		1,255.1	
Deduct lapses and administrative furloughs.....		828,736		638,531		1,363,727
		3,305		935		20,937
Net permanent, field.....		825,431		637,596		1,342,790
Temporary employees, field.....						12,142
All personal services, field.....		825,431		637,596		1,354,932
Deduct subsistence and quarters furnished.....		117,928		76,788		209,804
		707,503		560,808		1,145,128
Deduct legislative reductions.....		82,543		80,357		99,124
Total cash paid salaries and wages.....		624,960		480,451		1,046,004
Appropriation "Medical and Hospital Department".....		521,832		378,604		393,158
Appropriation "Salaries and expenses, Vet- erans' Administration".....		103,128		101,847		652,846
Pay and allowance, Reserve officers.....						123,033
Pay and allowances, Reserve nurses.....		29,453		29,453		232,270
Total permanent (Reserve).....		29,453		29,453		355,303
Deduct subsistence and quarters furnished.....		4,654		4,654		50,339
		24,799		24,799		304,964
Deduct legislative reductions.....		2,945		3,720		19,888
Total cash paid salaries and wages.....		21,854		21,079		285,07
01 Personal services (net).....		646,814		501,530		1,331,086
OTHER OBLIGATIONS						
02 Supplies and materials.....		362,951		261,029		869,113
03 Subsistence and support of persons (service).....		89,881		89,881		125,716
05 Communication service.....		1,000		1,000		8,672
06 Travel expenses.....		187		187		12,587
07 Transportation of things (service).....		500		500		183
08 Printing and binding (job work).....		25		25		
12 Furnishing of power.....		17,400		17,400		21,483
12 Repairs and alterations.....		30,480		30,480		41,429
13 Special and miscellaneous current ex- penses.....		176,350		173,850		347,073
30 Equipment.....		111,125		111,125		531,192
Total other obligations.....		789,899		685,477		2,257,448
Grand total obligations.....		1,436,713		1,187,007		3,588,528
Net obligations (U.S. Veterans' Ad- ministration).....		331,675		329,619		2,348,553
Estimated savings and unobligated balances.....				21,693		76,720
Received by transfer from U.S. Veterans' Administration.....		331,675		351,312		2,425,273
Net obligations (Medical and Hospi- tal Department).....		1,105,038		857,388		1,239,975
Estimated savings and unobligated balances.....				326,335		50,025
Total estimate or appropriation.....		1,105,038		1,183,723		1,290,000

Hospital Care, Canal Zone Garrisons—

For paying the Panama Canal such reasonable charges, exclu-
sive of subsistence, as may be approved by the Secretary of War for
caring in its hospitals for officers, enlisted men, military prisoners,
and civilian employees of the Army admitted thereto upon the
request of proper military authority, \$40,000: *Provided*, That the
subsistence of the said patients, except commissioned officers, shall
be paid to said hospitals out of the appropriation for subsistence of
the Army at the rates provided therein for commutation of rations
for enlisted patients in general hospitals (*act Mar. 4, 1933, 47 Stat.,
p. 1585*).

Estimate 1935, \$40,000

Appropriated 1934, \$40,000

13 Special and miscellaneous current expenses (hospital care and treatment): Obliga-
tions—1935, \$40,000; 1934, \$40,000; 1933, \$40,000.

Army Medical Museum—

For Army Medical Museum, preservation of specimens, and the preparation and purchase of new specimens **\$8,500** \$6,232 (act Mar. 4, 1933, 47 Stat., p. 1585).

Estimate 1935, **\$6,232**

Appropriated 1934, **\$8,500**

By objects	Obligations		
	Estimate, 1935	Estimate, 1934	Actual, 1933
02 Supplies and materials.....	\$2, 100	\$2, 100	\$2, 867
07 Transportation of things (service).....	100	100	64
12 Repairs and alterations.....	200	200	576
30 Equipment.....	3, 832	3, 832	4, 935
Total obligations.....	6, 232	6, 232	8, 442
Estimated savings and unobligated balances.....		2, 268	58
Total estimate or appropriation.....	6, 232	8, 500	8, 500

Library, Surgeon General's Office—

For the library of the Surgeon General's office, including the purchase of the necessary books of reference and periodicals, **\$19,500** \$14,300 (act Mar. 4, 1933, 47 Stat., p. 1585).

Estimate 1935, **\$14,300**

Appropriated 1934, **\$19,500**

By objects	Obligations		
	Estimate, 1935	Estimate, 1934	Actual, 1933
02 Supplies and materials.....	\$100	\$250	\$145
07 Transportation of things (service).....	200	400	200
12 Repairs and alterations.....	100	100	44
30 Equipment.....	13, 900	13, 550	19, 105
Total obligations.....	14, 300	14, 300	19, 494
Estimated savings and unobligated balances.....		5, 200	6
Total estimate or appropriation.....	14, 300	19, 500	19, 500

Total under Medical Department, annual appropriations, general fund:

Estimate 1935, **\$1,165,570**

Appropriated 1934, **\$1,251,723**

CORPS OF ENGINEERS**Engineer Service, Army—**

For the design, development, procurement, maintenance, alteration, repair, installation, storage, and issue of engineer equipment, instruments, appliances, supplies, materials, tools, and machinery required in the equipment and training of troops and in military operations, including military surveys and the Engineer School; for the operation and maintenance of the Engineer School, including (a) compensation of civilian lecturers, (b) travel expenses in lieu of mileage of officers on authorized journeys made for the purpose of instruction, and (c) purchase and binding of scientific and professional books, pamphlets, papers, and periodicals; for the procurement, preparation, and reproduction of maps and similar data for military purposes; for expenses incident to the Engineer service in military operations, including military surveys, and including (a) research and development of improved methods in such operations, (b) the rental of storehouses and grounds within and outside of the District of Columbia, and (c) repair and alteration of buildings; for heat, light, power, water, and communication service, not otherwise provided for; and for the compensation of employees required in these activities, **\$427,072** \$350,071, including [not to exceed \$1,510 for] traveling expenses (act Mar. 4, 1933, 47 Stat., p. 1585).

Annual appropriation, general fund:

Estimate 1935, **\$350,071**

Appropriated 1934, **\$427,072**

By objects	Obligations		
	Estimate, 1935	Estimate, 1934	Actual, 1933
PERSONAL SERVICES, FIELD	Posi- Av. tions salary	Posi- Av. tions salary	Posi- Av. tions salary
Professional service:			
Grade 4. Railway equipment engineer.....	1 \$4, 400	1 \$4, 400	1 \$4, 400
Grade 3. Associate engineer.....	1 3, 700	0.9 3, 700	0.3 3, 700
Associate engineer, mechanical.....	1 3, 400	1 3, 400	1 3, 400
Associate superintendent.....	1 3, 300	1 3, 300	1 3, 300
Lithographer.....	1 3, 200	1 3, 200	1 3, 200
Grade 2. Assistant engineer.....	3 2, 933	3 2, 933	3 2, 933
Librarian.....	1 2, 600	1 2, 600	1 2, 600
Subprofessional service:			
Grade 8. Chief draftsman.....	6 2, 833	6 2, 833	6 2, 833
Grade 7. Draftsman.....			0.5 2, 500
Principal draftsman.....			1 2, 400
Principal railway draftsman.....	1 2, 300	1 2, 300	1 2, 300

Engineer Service, Army—Continued.

By objects	Obligations					
	Estimate, 1935		Estimate, 1934		Actual, 1933	
	Posi- Av. tions salary		Posi- Av. tions salary		Posi- Av. tions salary	
PERSONAL SERVICES, FIELD—continued						
Subprofessional service—Continued.						
Grade 6. Senior draftsman.....	3 \$2, 233		3 \$2, 233		3 \$2, 233	
Senior topographical draftsman.....	1 2, 000		1 2, 000		1 2, 000	
Grade 5. Negative cutter.....						
Draftsman.....	2 1, 930		2 1, 930		2 1, 930	
Grade 4. Assistant librarian.....	1 1, 800		1 1, 800		1 1, 800	
Grade 1. Draftsman.....	4 1, 068		4 1, 068		4 1, 068	
Clerical, administrative, and fiscal service:						
Grade 7. Junior administrative assistant.....	4.5 2, 845		4.5 2, 845		4.5 2, 845	
Grade 6. Principal relief map modeler.....						
Principal clerk.....	2.3 2, 489		2.3 2, 489		2.3 2, 489	
Grade 5. Senior wet plate photographer.....						
Senior map mounter.....						
Senior clerk.....	2 2, 150		2 2, 150		2 2, 150	
Senior accounting clerk.....						
Photographer.....	1 2, 100		1 2, 100		1 2, 100	
Storekeeper.....	1 2, 300		1 2, 300		1 2, 300	
Grade 4. Clerk.....	9 1, 897		9 1, 897		9 1, 897	
Grade 3. Assistant storekeeper.....	2 1, 920		2 1, 920		2 1, 920	
Senior stenographer.....	1 1, 680		1 1, 680		1 1, 680	
Assistant clerk.....	11.2 1, 789		10.2 1, 788		10.2 1, 788	
Grade 2. Junior clerk.....	4 1, 515		4 1, 515		4 1, 515	
Junior stenographer.....	1 1, 500		1 1, 500		1 1, 500	
Senior typist.....	0.5 1, 440		0.5 1, 440		0.5 1, 440	
Grade 1. Underclerk.....	1 1, 020		1 1, 020		1 1, 020	
Photographer.....	1 900		1 900		1 900	
Clerk.....	1 900		1 900		1 900	
Crafts and custodial service:						
Grade 10. Instrument maker foreman.....	1 3, 000		1 3, 000		1 3, 000	
Overseer.....	1 2, 800		1 2, 800		1 2, 800	
Grade 9. Blacksmith.....	1 2, 700		1 2, 700		1 2, 700	
Expert mechanic.....	1 2, 400		1 2, 400		1 2, 400	
Grade 8. Instrument maker.....	1 2, 100		1 2, 100		1 2, 100	
Foreman.....	1 1, 920		1 1, 920		1 1, 920	
Grade 7. Machinist.....	1 2, 100		1 2, 100		1 2, 100	
Grade 6. Packer.....	1.7 1, 830		1.7 1, 830		1.7 1, 830	
Carpenter.....	2 1, 830		2 1, 830		2 1, 830	
Grade 5. Packer.....	2.7 1, 680		2.7 1, 680		2.7 1, 680	
Handyman.....	1 1, 620		1 1, 620		1 1, 620	
Skilled laborer.....	1 1, 620		1 1, 620		1 1, 620	
Instrument maker helper.....	1 1, 620		1 1, 620		1 1, 620	
Grade 4. Skilled laborer.....	1 1, 620		1 1, 620		1 1, 620	
Blacksmith helper.....	1 1, 320		1 1, 320		1 1, 320	
Junior foreman of laborers.....	0.7 1, 380		0.7 1, 380		0.7 1, 380	
Grade 3. Laborer.....	2 1, 350		2 1, 350		2 1, 350	
Grade 2. Handyman.....	2 1, 200		2 1, 200		2 1, 200	
Laborer.....	4 1, 200		4 1, 200		4 1, 200	
Mechanic.....	1 1, 080		1 1, 080		1 1, 080	
Grade 1. Janitor.....	1 1, 020		1 1, 020		1 1, 020	
Mechanic.....	1 960		1 960		1 960	
Foreman.....	1 960		1 960		1 960	
Apprentice instrument maker.....	1 780		1 780		1 780	
Warehouseman.....	2 720		2 720			
Less than Grade 1. Laborer.....	12 446		12 446		13 446	
Total permanent, field.....	115.6 206, 635		115.5 207, 255		118.4 213, 734	
Deduct lapses and administrative furloughs.....	1, 033				5, 177	
Net permanent, field.....	205, 602		207, 255		208, 557	
Temporary employees, field.....	1, 300		2, 088		1, 985	
All personal services, field.....	206, 902		209, 343		210, 542	
Deduct legislative reductions.....	20, 690		34, 028		22, 060	
Total cash paid salaries and wages.....	186, 212		175, 315		188, 482	
Deduct amount included in objects below.....	29, 268		27, 642		30, 220	
01 Personal services (net).....	156, 944		147, 673		158, 262	
OTHER OBLIGATIONS						
02 Supplies and materials.....	57, 900		40, 049		94, 198	
05 Communication service.....	200		150		192	
06 Travel expenses.....	745		1, 240		800	
07 Transportation of things, service.....	650		125		793	
08 Printing and binding (lithographing, etc.).....	19, 360		870		2, 835	
10 Heat, light, power, etc.....	1, 594		1, 994		1, 414	
11 Rents.....	2, 257		1, 984		2, 824	
12 Repairs and alterations.....	8, 500		2, 050		32, 656	
13 Special and miscellaneous current ex- penses.....	78, 543		58, 995		79, 802	
30 Equipment.....	23, 378		9, 280		57, 811	
32 Structures.....					213	
Total other obligations.....	193, 127		116, 737		273, 538	
Grand total obligations.....	350, 071		264, 410		431, 800	
Estimated savings and unobligated balances.....			162, 662		39, 710	
Total estimate or appropriation.....	350, 071		427, 072		471, 510	
BY ACTIVITIES OR PROJECTS						
1. Operation of Engineer depots.....	72, 160		66, 800		89, 587	
2. Operation of Engineer School.....	17, 027		13, 941		20, 784	
3. Procurement and maintenance of En- gineer equipment.....	63, 719		28, 435		117, 551	
4. Development of Engineer equipment.....	76, 891		55, 695		66, 501	
5. Engineer operations in the field.....	59, 839		55, 000		74, 207	
6. Procurement planning.....	12, 459		10, 113		18, 521	
7. Military surveys and maps.....	47, 976		34, 426		76, 256	
Total.....	350, 071		264, 410		463, 407	

ORDNANCE DEPARTMENT

Ordnance Service and Supplies, Army—

For manufacture, procurement, storage and issue, including research, planning, design, development, inspection, test, alteration, maintenance, repair, and handling of ordnance material together with the machinery, supplies, and services necessary thereto; for supplies and services in connection with the general work of the Ordnance Department, comprising police and office duties, rents, tolls, fuel, light, water, advertising, stationery, typewriting, and computing machines, including their exchange, and furniture, tools, and instruments of service; to provide for training and other incidental expenses of the ordnance service; for instruction purposes, other than tuition; for the purchase, completely equipped, of trucks, and for maintenance, repair, and operation of motor-propelled and horse-drawn freight and passenger-carrying vehicles; for ammunition for military salutes at Government establishments and institutions to which the issues of arms for salutes are authorized; for services, material, tools, and appliances for operation of the testing machines and chemical laboratory in connection therewith; for publications for libraries of the Ordnance Department, including the Ordnance Office, including subscriptions to periodicals; for necessary traveling expenses; [not to exceed \$44,315;] for services of not more than four consulting engineers as the Secretary of War may deem necessary, at rates of pay to be fixed by him not to exceed \$50 per day for not exceeding fifty days each, and for their necessary traveling expenses, [\$9,366,116] \$6,910,973 [; Provided, That \$100,000 of this appropriation shall be available exclusively for the procurement of convertible armored tanks] (U.S.C., title 10, sec. 192; act Mar. 4, 1933, 47 Stat., p. 1586).

Estimate 1935, **\$6,910,973**Appropriated 1934, **\$9,366,116**

By objects	Obligations		
	Estimate, 1935	Estimate, 1934	Actual, 1933
PERSONAL SERVICES, FIELD			
Temporary employees, field.....	\$5, 161, 500	\$3, 346, 300	\$6, 513, 855
Deduct legislative reductions.....	516, 150	243, 300	650, 000
Total cash paid, salaries and wages.....	4, 645, 350	3, 103, 000	5, 863, 855
Deduct amount included in objects below.....	4, 398, 750	2, 846, 500	5, 615, 752
01 Personal services (net).....	246, 600	256, 500	248, 103
OTHER OBLIGATIONS			
02 Supplies and materials.....	1, 585, 150	876, 735	3, 244, 187
04 Care of animals, etc.....	50	50	50
06 Travel expenses.....	45, 000	44, 315	26, 981
07 Transportation.....	80, 000	100, 000	104, 273
08 Photographs, prints, etc.....	13, 500	13, 500	13, 494
10 Furnishing of heat, light, power, water, and electricity (service).....	114, 200	124, 510	124, 510
11 Rents.....	14, 500	14, 500	14, 500
12 Repairs and alterations.....	1, 701, 623	1, 102, 500	2, 124, 316
13 Special and miscellaneous current expenses.....	1, 823, 350	1, 724, 326	1, 821, 015
30 Equipment.....	1, 287, 000	1, 471, 286	1, 461, 286
Total other obligations.....	6, 664, 373	5, 471, 722	8, 934, 612
Net total obligations.....	6, 910, 973	5, 728, 222	9, 182, 715
Estimated savings and unobligated balances.....		3, 637, 894	650, 000
Total estimate or appropriation.....	6, 910, 973	9, 366, 116	9, 832, 715
BY ACTIVITIES OR PROJECTS			
1. Procurement of ammunition and target material.....	1, 605, 000	837, 200	3, 167, 424
2. Procurement of ordnance matériel.....	1, 252, 000	1, 439, 692	1, 271, 628
3. Preservation and modernization of ordnance matériel.....	1, 050, 123	1, 204, 500	1, 137, 146
4. Preservation of ammunition.....	1, 016, 500		1, 224, 245
5. Research and development.....	1, 080, 000	1, 170, 000	1, 200, 264
6. Current expenses of the Ordnance Department.....	828, 000	991, 830	947, 932
7. Procurement planning.....	55, 000	59, 500	78, 450
8. Ordnance schools for training.....	17, 500	18, 000	23, 440
9. Standard Nomenclature Lists, Regulations, etc.....	6, 850	7, 500	10, 650
Total.....	6, 910, 973	5, 728, 222	9, 061, 179

National Industrial Recovery, War, Ordnance, 1933-35—

By objects	Obligations		
	Estimate, 1935	Estimate, 1934	Actual, 1933
PERSONAL SERVICES			
Personal services, field.....		\$3, 875, 300	
Deduct amount included in objects named below.....		3, 875, 300	
01 Personal services (net).....			
OTHER OBLIGATIONS			
02 Supplies and materials.....		4, 810, 000	
06 Travel expenses.....		30, 000	
07 Transportation.....		30, 000	
12 Repairs and alterations.....		750, 000	
13 Special and miscellaneous current expenses.....		380, 000	
Total obligations.....		6, 000, 000	
Received by allotment from Federal Emergency Administration of Public Works.....		-6, 000, 000	
Total estimate or appropriation.....			
BY ACTIVITIES OR PROJECTS			
Project No.			
1. Procurement of ammunition.....		4, 831, 120	
2. Reconditioning and preservation of ammunition.....		1, 168, 880	
Total.....		6, 000, 000	

Rock Island Bridge, Rock Island, Ill.—

For operating, repair, and preservation of Rock Island bridges and viaduct, and maintenance and repair of the arsenal street connecting the bridges, [\$31,700] \$27,300 (U.S.C., title 10, sec. 192; act Mar. 4, 1933, 47 Stat., p. 1586).

Estimate 1935, **\$27,300**Appropriated 1934, **\$31,700**

By objects	Obligations		
	Estimate, 1935	Estimate, 1934	Actual, 1933
PERSONAL SERVICES, FIELD			
Temporary employees, field.....	\$27, 000	\$27, 000	\$42, 224
Deduct legislative reductions.....	2, 700	4, 050	5, 012
01 Personal services (net).....	24, 300	22, 950	37, 212
Deduct amount included in objects below.....	24, 300	22, 950	37, 212
OTHER OBLIGATIONS			
12 Repairs and alterations.....	4, 800	5, 000	5, 000
13 Special and miscellaneous current expenses.....	22, 500	25, 000	36, 988
Total other obligations.....	27, 300	30, 000	41, 988
Grand total obligations.....	27, 300	30, 000	41, 988
Estimated savings and unobligated balances.....		1, 700	5, 012
Total estimate or appropriation.....	27, 300	31, 700	47, 000

Repair of Arsenal—

For repairs and improvements of ordnance establishments, and to meet such unforeseen expenditures as accidents or other contingencies may require, [\$767,881, of which amount \$74,000, or so much thereof as may be necessary, shall be used for lining ammunition storage galleries in Hawaii] \$694,831 (U.S.C., title 10, sec. 192; act Mar. 4, 1933, 47 Stat., p. 1586).

Estimate 1935, **\$694,831**Appropriated 1934, **\$767,881**

Repair of Arsenals—Continued.

By objects	Obligations		
	Estimate, 1935	Estimate, 1934	Actual, 1933
PERSONAL SERVICES, FIELD			
Temporary employees, field.....	\$480,500	\$487,250	\$523,896
Deduct legislative reductions.....	48,050	73,080	38,584
01 Personal services (net).....	432,450	414,170	485,312
Deduct amount included in objects below.....	432,450	414,170	485,312
OTHER OBLIGATIONS			
12 Repairs and alterations.....	694,831	751,942	769,297
Grand total obligations.....	694,831	751,942	769,297
Estimated savings and unobligated balances.....		15,939	38,584
Total estimate or appropriation.....	694,831	767,881	807,881
By ACTIVITIES OR PROJECTS			
1. Repairs and improvements of quarters and barracks.....	89,000	95,000	95,200
2. Repairs and improvements of buildings used for other than military purposes.....	278,800	297,861	310,352
3. Repairs and improvements of roads, grounds, wharves, etc.....	229,600	255,000	259,229
4. Repairs and improvements of distributing systems.....	97,431	104,081	104,516
Total.....	694,831	751,942	769,297

Gauges, Dies, and Jigs for Manufacture—

For the development and procurement of gauges, dies, jigs, and other special aids and appliances, including specifications and detailed drawings, to carry out the purpose of section 123 of the National Defense Act, approved June 3, 1916 (U.S.C., title 50, sec. 78), [including not to exceed \$600 for traveling expenses, \$70,300] \$29,870 (U.S.C., title 50, sec. 78; act Mar. 4, 1933, 47 Stat., p. 1586).

Estimate 1935, \$29,870

Appropriated 1934, \$70,300

By objects	Obligations		
	Estimate, 1935	Estimate, 1934	Actual, 1933
PERSONAL SERVICES, FIELD			
Temporary employees, field.....	\$21,300	\$20,000	\$46,787
Deduct legislative reductions.....	2,130	3,000	3,892
01 Personal services (net).....	19,170	17,000	42,895
Deduct amount included in objects below.....	19,170	17,000	42,895
OTHER OBLIGATIONS			
06 Travel expenses.....	200	200	358
07 Transportation.....	50	50	145
13 Special and miscellaneous current expenses.....	29,620	29,750	46,108
30 Equipment (manufacturing accessories, including gauges, jigs, etc.).....			22,963
Total other obligations.....	29,870	30,000	69,574
Grand total obligations.....	29,870	30,000	69,574
Estimated savings and unobligated balances.....		40,300	5,226
Total estimate or appropriation.....	29,870	70,300	74,800

Total under Ordnance Department, annual appropriations, general fund:

Estimate 1935, \$7,662,974

Appropriated 1934, \$10,235,997

Special fund:

Ordnance Material, Proceeds of Sales, War—

Indefinite appropriation of an amount equal to the proceeds of sales of useless ordnance material by the War Department covered into the Treasury to be applied to the purpose of procuring a supply of material adapted in manufacture and caliber to the present wants of the service; but there shall be expended under this provision not more than \$75,000 in any one year (act Mar. 3, 1875, 18 Stat., p. 388).

Estimate 1935, \$70,000

Appropriated 1934, \$75,000

Ordnance Material, Proceeds of Sales, War—Continued.

By objects	Obligations		
	Estimate, 1935	Estimate, 1934	Actual, 1933
PERSONAL SERVICES, FIELD			
Temporary employees, field.....	\$50,000		\$58,843
Deduct legislative reductions.....	5,000		5,880
01 Personal services (net).....	45,000		52,963
Deduct amount included in objects below.....	45,000		52,963
OTHER OBLIGATIONS			
02 Ammunition.....	70,000		
30 Equipment.....			69,120
Total other obligations.....	70,000		69,120
Grand total obligations.....	70,000		69,120
Estimated savings and unobligated balances.....		\$75,000	5,880
Total estimate or appropriation.....	70,000	75,000	75,000

Total under Ordnance Department, general and special funds:

Estimate 1935, \$7,732,974

Appropriated 1934, \$10,310,997

Consolidated statement of all ordnance personnel, including seacoast defenses

By objects	Obligations					
	Estimate, 1935		Estimate, 1934		Actual, 1933	
PERSONAL SERVICES, FIELD	Posi- tions	Av. salary	Posi- tions	Av. salary	Posi- tions	Av. salary
Professional service:						
Grade 9. Consulting engineer	4	\$2,500	4	\$2,500	4	\$2,500
Grade 6. Ordnance research engineer	1	5,600	1	5,600	1	5,600
Grade 5. Engineer	4	5,250	4	5,250	4	5,250
Chemist	1	4,600	1	4,600	1	4,600
Chief draftsman	1	4,600	1	4,600	1	4,600
Research physicist	1	5,200	1	5,200	1	5,200
Mathematician	1	4,600	1	4,600	1	4,600
Grade 4. Automotive rifle designer	1	4,400	1	4,400	1	4,400
Electronic physicist	1	4,400	1	4,400	1	4,400
Chemist	1	4,400	1	4,400	1	4,400
Engineer	7	4,171	7	4,171	7	4,171
Grade 3. Engineer	10	3,550	10	3,550	10	3,550
Chemist	3	3,433	3	3,433	3	3,433
Chief draftsman	3	3,467	3	3,467	3	3,467
Ammunition expert	1	3,200	1	3,200	1	3,200
Grade 2. Associate engineer	2	3,000	2	3,000	2	3,000
Draftsman	13	2,966	13	2,966	13	2,966
Computer	2	3,100	2	3,100	2	3,100
Gage designer	1	3,100	1	3,100	1	3,100
Metallurgist	1	3,000	1	3,000	1	3,000
Chemist	2	2,950	2	2,950	2	2,950
Metallurgist	1	2,800	1	2,800	1	2,800
Physicist	3	2,733	3	2,733	3	2,733
Draftsman	22	2,710	22	2,710	22	2,710
Chemist	3	2,767	3	2,767	3	2,767
Grade 1. Engineer	1	2,400	1	2,400	1	2,400
Subprofessional service:						
Grade 5. Draftsman	11	1,935	11	1,935	11	1,935
Grade 4. Laboratory assistant	7	1,810	7	1,810	7	1,810
Grade 2. Draftsman	3	1,540	3	1,540	3	1,540
Librarian	2	1,476	2	1,476	2	1,476
Laboratory helper	7	1,445	7	1,445	7	1,445
Draftsman	8	1,443	8	1,443	8	1,443
Inspection:						
Grade 5. Inspector ordnance matériel	2	2,900	2	2,900	2	2,900
Inspector	3	2,827	3	2,827	3	2,827
Grade 4. Inspector	10	2,410	10	2,410	10	2,410
Grade 3. Inspector	6	2,227	6	2,227	6	2,227
Grade 1. Inspector	11	1,704	11	1,704	11	1,704
Clerical, administrative and fiscal service:						
Grade 9. Clerk, special	5	3,420	5	3,420	5	3,420
Accountant	1	3,300	1	3,300	1	3,300
Grade 8. Clerk, special	9	3,033	9	3,033	9	3,033
Cost accountant	1	2,900	1	2,900	1	2,900
Grade 7. Clerk, special	21	2,814	21	2,814	21	2,814
Grade 6. Clerk	29	2,430	29	2,430	29	2,430
Grade 4. Storekeeper	12	1,960	12	1,960	12	1,960
Stenographer	5	1,896	5	1,896	5	1,896
Clerk	38	1,955	38	1,955	38	1,955
Grade 3. Clerk	10	1,860	10	1,860	10	1,860
Assistant storekeeper	8	1,740	8	1,740	8	1,740
Stenographer	4	1,740	4	1,740	4	1,740
Grade 2. Clerk	78	1,599	78	1,599	78	1,599
Stenographer	4	1,650	4	1,650	4	1,650
Storekeeper	6	1,540	6	1,540	6	1,540
Grade 1. Stenographer	1	1,500	1	1,500	1	1,500
Clerk	122	1,403	122	1,403	122	1,403
Storekeeper	11	1,434	11	1,434	11	1,434
Stenographer	2	1,440	2	1,440	2	1,440
Clerk	133	1,287	133	1,287	133	1,287
Typist	6	1,269	6	1,269	6	1,269

Ordnance Material, Proceeds of Sales, War—Continued.

By objects	Obligations					
	Estimate, 1935		Estimate, 1934		Actual, 1933	
	Posi- tions	Av. salary	Posi- tions	Av. salary	Posi- tions	Av. salary
PERSONAL SERVICES, FIELD—continued						
Crafts and custodial service:						
Grade 13. Production superintendent.....	1	\$3,800	1	\$3,800	1	\$3,800
Grade 12. Master mechanic.....	1	3,500	1	3,500	1	3,500
Grade 11. Superintendent magazine area.....	1	3,300	1	3,300	1	3,300
Grade 10. Master mechanic.....	1	2,900	1	2,900	1	2,900
Instrument maker.....	4	2,892	4	2,892	4	2,892
Foreman.....	60	2,715	60	2,715	60	2,715
Plant superintendent.....	3	2,833	3	2,833	3	2,833
Grade 9. Proof director.....	4	2,575	4	2,575	4	2,575
Foreman.....	56	2,414	56	2,414	56	2,414
Grade 8. Gang Boss.....	5	2,340	5	2,340	5	2,340
Foreman.....	60	2,107	60	2,107	60	2,107
Grade 7. Foreman of bridges.....	1	2,060	1	2,060	1	2,060
Grade 6. Machinist.....	3	1,930	3	1,930	3	1,930
Grade 5. Police chief.....	2	1,700	2	1,700	2	1,700
Grade 4. Draw operator.....	4	1,526	4	1,526	4	1,526
Checker.....	8	1,650	8	1,650	8	1,650
Policeman.....	58	1,451	58	1,451	58	1,451
Fire fighter.....	12	1,440	12	1,440	12	1,440
Grade 3. Checker.....	50	1,386	50	1,386	50	1,386
\$1 per annum district chief and assistant chief.....	24	1	24	1	24	1
Total permanent, field.....	1,025	681,387	1,025	681,387	1,025	681,387
Net permanent, field.....	1,025	1,954,133	1,025	1,954,133	1,025	1,954,133
Employees whose employment is contingent upon work appropriated for.....	3,705	5,204,367	6,250	8,125,867	6,690	8,731,269
All personal services, field.....	4,730	7,158,500	7,275	10,080,000	7,715	10,685,402
Deduct legislative reductions.....		592,853		1,400,000		990,000
Total cash paid salaries and wages.....		6,565,647		8,680,000		9,695,402
Deduct amount included in objects below.....		5,192,347		5,674,420		6,593,561
Deduct amount received from other sources.....		1,126,700		2,749,080		2,853,738
01 Personal services (net).....		246,600		256,500		248,103

CHEMICAL WARFARE SERVICE

Chemical Warfare Service, Army—

For purchase, manufacture, and test of chemical warfare gases or other toxic substances, gas masks, or other offensive or defensive materials or appliances required for gas-warfare purposes, including all necessary investigations, research, design, experimentation, and operation connected therewith; purchase of chemicals, special scientific and technical apparatus and instruments; construction, maintenance, and repair of plants, buildings, and equipment, and the machinery therefor; receiving, storing, and issuing of supplies, comprising police and office duties, rents, tolls, fuels, gasoline, lubricants, paints and oils, rope and cordage, light, water, advertising, stationery, typewriting and adding machines, including their exchange, office furniture, tools, and instruments; for incidental expenses; for civilian employees; for libraries of the Chemical Warfare Service and subscriptions to periodicals; for expenses incidental to the organization, training, and equipment of special gas troops not otherwise provided for, including the training of the Army in chemical warfare, both offensive and defensive, together with the necessary schools, tactical demonstrations, and maneuvers; for current expenses of chemical projectile filling plants and proving grounds, including construction and maintenance of rail transportation, repairs, alterations, accessories, building and repairing butts and targets, clearing and grading ranges, [**\$1,255,563**] **\$838,043** (U.S.C., title 10, sec. 222; act Mar. 4, 1933, 47 Stat., pp. 1586-1587).

Annual appropriation, general fund:

Estimate 1935, **\$838,043**Appropriated 1934, **\$1,255,563**

By objects	Obligations					
	Estimate, 1935		Estimate, 1934		Actual, 1933	
	Posi- tions	Av. salary	Posi- tions	Av. salary	Posi- tions	Av. salary
PERSONAL SERVICES, FIELD						
Professional service:						
Grade 8. Chemist, chief.....	1	\$8,000	1	\$8,000	1	\$8,000
Grade 6. Chemist, principal.....	4	5,650	4	5,650	4	5,650
Engineer, principal.....	1	5,600	1	5,600	1	5,600
Grade 5. Chemist, senior.....	3	4,800	3	4,800	3	4,800
Engineer, senior.....	1	4,600	1	4,600	1	4,600
Engineer, senior, munitions.....	1	4,600	1	4,600	1	4,600
Engineer, senior, chemical.....	1	4,600	1	4,600	1	4,600
Engineer, senior, mechanical.....	1	4,600	1	4,600	1	4,600

Chemical Warfare Service, Army—Continued.

By objects	Obligations					
	Estimate, 1935		Estimate, 1934		Actual, 1933	
	Posi- tions	Av. salary	Posi- tions	Av. salary	Posi- tions	Av. salary
PERSONAL SERVICES, FIELD—continued						
Professional service—Continued.						
Grade 4. Chemist.....	4	\$4,000	5	\$4,000	5	\$4,000
Engineer, mechanical.....	2	3,900	2	3,900	2	3,900
Engineer, chemical.....	1	3,800	2	3,800	2	3,800
Patent expert.....	1	3,800	1	3,800	1	3,800
Engineer, associate.....	1	3,300	2	3,300	1	3,300
Toxicologist.....	1	3,200	1	3,200	1	3,200
Grade 3. Engineer, associate, electrical.....	1	3,400	1	3,400	1	3,400
Engineer, civil, associate.....	1	3,300	1	3,300	1	3,300
Chemist, associate.....	6	3,225	8	3,225	8	3,225
Engineer, associate, chemist.....	1	3,200	1	3,200	1	3,200
Toxicologist, associate.....	1	3,200	1	3,200	1	3,200
Grade 2. Chemist, assistant.....	6	2,778	9	2,778	9	2,778
Engineer, assistant, chemical.....	2	2,700	2	2,700	2	2,700
Engineer, assistant, mechanical.....	3	2,666	3	2,666	3	2,666
Toxicologist, assistant, chemical.....	1	2,600	1	2,600	1	2,600
Toxicologist, assistant.....	2	2,600	2	2,600	2	2,600
Grade 1. Chemist, junior.....	3	2,125	4	2,125	4	2,125
Engineer, junior, chemical.....	1	2,100	1	2,100	1	2,100
Subprofessional service:						
Grade 8. Engineer, aid, chief.....	1	3,000	1	3,000	1	3,000
Draftsman, engineering, chief.....	1	2,900	1	2,900	1	2,900
Grade 7. Engineering air, principal.....	1	2,700	1	2,700	1	2,700
Principal library assistant.....	1	2,500	1	2,500	1	2,500
Engineering draftsman, principal.....	1	2,500	1	2,500	1	2,500
Grade 6. Draftsman, engineering, senior.....	2	2,200	2	2,200	2	2,200
Mechanic, senior, laboratory.....	2	2,150	3	2,133	3	2,133
Engineering aid, senior.....	2	2,075	2	2,075	2	2,075
Draftsman, mechanical, senior.....	1	2,000	1	2,000	1	2,000
Grade 5. Mechanic, laboratory.....	1	1,920	1	1,920	1	1,920
Aid, chemical.....	1	1,860	1	1,860	1	1,860
Engineering aid.....	2	1,800	2	1,800	2	1,800
Aid, main, chemical.....	1	1,800	1	1,800	1	1,800
Draftsman, engineering.....	1	1,800	1	1,800	1	1,800
Grade 4. Mechanic, assistant, laboratory.....	3	1,776	3	1,776	3	1,776
Draftsman, assistant engineering.....	1	1,620	1	1,620	1	1,620
Grade 3. Draftsman, junior, mechanic.....	1	1,440	1	1,440	1	1,440
Grade 2. Mechanic, under, laboratory.....	2	1,425	1	1,425	2	1,425
Grade 1. Apprentice, minor, laboratory.....	1	1,020	1	1,020	1	1,020
Clerical, administrative, and fiscal service:						
Grade 10. Junior administrative officer.....	2	3,450	2	3,450	2	3,450
Grade 8. Administrative assistant.....	3	3,250	2	3,250	2	3,250
Superintendent of munitions.....	1	3,000	1	3,000	1	3,000
Grade 7. Photographer, chief.....	1	3,000	1	3,000	1	3,000
Junior administrative assistant.....	1	2,900	1	2,900	1	2,900
Grade 6. Clerk, principal, procurement.....	1	2,400	1	2,400	1	2,400
Clerk, principal, stock.....	1	2,300	1	2,300	1	2,300
Principal material inspector.....	1	2,300	1	2,300	1	2,300
Grade 5. Senior clerk inspector.....	1	2,500	1	2,500	1	2,500
Clerk, senior, pay roll.....	1	2,400	1	2,400	1	2,400
Clerk, senior, accounting and audit.....	1	2,300	1	2,300	2	2,300
Assistant supervisor, duplicating plant.....	1	2,300	1	2,300	1	2,300
Clerk, senior, stock.....	1	2,100	1	2,100	1	2,100
Clerk, senior.....	1	2,000	1	2,000	2	2,000
Clerk, senior, work order.....	1	2,000	1	2,000	1	2,000
Grade 4. Clerk, pay roll.....	1	2,160	1	2,160	1	2,160
Clerk, fiscal.....	1	2,040	1	2,040	1	2,040
Clerk, purchase and supply.....	1	1,980	1	1,980	2	1,980
Clerk.....	1	1,980	1	1,980	1	1,980
Clerk, stenographer.....	2	1,950	2	1,950	2	1,950
Clerk, mail, file, and record.....	1	1,950	1	1,950	2	1,950
Stenographer, principal.....	4	1,935	4	1,935	4	1,935
Clerk, accounting and audit.....	1	1,860	1	1,860	1	1,860
Clerk, stock.....	3	1,860	3	1,860	3	1,860
Grade 3. Assistant clerk inspector.....	1	1,860	1	1,860	1	1,860
Clerk, assistant stenographer.....	4	1,770	4	1,770	5	1,788
Clerk, assistant stock.....	4	1,740	4	1,740	6	1,780
Assistant clerk-typist.....	1	1,740	1	1,740	3	1,640
Stenographer, senior.....	1	1,620	1	1,620	3	1,700
Operator, duplicating devices.....	1	1,620	1	1,620	1	1,620
Typist, assistant.....	1	1,620	1	1,620	1	1,620
Printer.....	1	1,620	1	1,620		
Grade 2. Clerk, assistant accounting audit.....						
Typist, senior.....	6	1,650	6	1,650	9	1,740
Operator, duplicating devices.....	1	1,580	1	1,580	3	1,697
Stenographer, junior.....	6	1,568	4	1,567	6	1,580
Clerk, junior, mail, file, and record.....	2	1,530	2	1,530	3	1,555
Operator, photostat.....	1	1,500	1	1,500	1	1,412
Clerk, stenographer, junior.....	11	1,489	11	1,489	12	1,500
Grade 1. Clerk, under, mail, file, and record.....						
Typist, junior.....	3	1,260	4	1,260	1	1,475
Operator, blueprint.....	1	1,260	1	1,260	1	1,380
Typist, underclerk.....	1	1,260	1	1,260	5	1,260
Custodial service:						
Grade 10. Chief mechanical superintendent.....	1	3,200	1	3,200	1	1,260
Grade 9. Assistant mechanical superintendent.....	1	2,600	1	2,600	1	2,600
Grade 8. Assistant fire marshal.....	1	2,600	1	2,600	1	2,600
Mechanic, principal.....	11	2,310	11	2,310	11	2,310
Grade 7. Engineman, locomotive.....	3	2,103	1	2,103	1	2,103
Mechanic, senior.....	3	2,023	3	2,023	3	2,023
Toxic gas foreman.....	1	1,920	1	1,920	1	1,920
Chief guard.....	1	1,860	1	1,860	1	1,860

Chemical Warfare Service, Army—Continued.

By objects	Obligations					
	Estimate, 1935		Estimate, 1934		Actual, 1933	
	Posi- tions	Av. salary	Posi- tions	Av. salary	Posi- tions	Av. salary
PERSONAL SERVICES, FIELD—continued						
Custodial service—Continued.						
Grade 6. Captain, launch.....	1	\$1,920	1	\$1,920	1	\$1,920
Mechanic.....	16	1,879	16	1,879	16	1,945
Captain, fire department.....	2	1,860	2	1,860	2	1,860
Conductor, railroad.....	1	1,853	1	1,853	1	1,853
Foreman, general labor.....	1	1,740	1	1,740	1	1,740
Grade 5. Foreman, railroad.....	1	1,703	1	1,703	1	1,703
Firefighter, drivers.....	9	1,687	9	1,687	9	1,687
Special guard.....	1	1,620	1	1,620	4	1,620
Foreman of laborers.....	1	1,560	1	1,560	1	1,560
Guard, principal.....	2	1,540	2	1,540	2	1,540
Mechanic, junior.....	13	1,540	13	1,540	13	1,540
Grade 4. Assistant foreman of laborers.....	1	1,440	1	1,440	1	1,440
Mechanic, under.....	5	1,435	5	1,435	5	1,435
Grade 3. Minor mechanic, chauffeur.....	1	1,380	1	1,380	1	1,380
Guard.....	12	1,323	12	1,323	12	1,323
Minor mechanic.....	3	1,296	3	1,296	3	1,296
Janitor.....					2	1,260
Grade 2. Laborer, senior.....	46	1,172	46	1,172	67	1,184
Grade 1. Laborer, senior.....	5	1,172	5	1,172	5	1,172
Messenger.....	3	603	3	600	3	600
Total permanent, field.....	298	601,079	306	627,788	355	699,387
Deduct lapses and administrative furloughs.....		23,818		20,826		15,517
Net permanent, field.....		577,261		606,962		683,870
Temporary employees, field.....						4,300
All personal services, field.....		577,261		606,962		688,170
Deduct legislative reductions.....		57,726		92,023		69,395
01 Personal services (net).....		519,535		514,939		618,775
OTHER OBLIGATIONS						
02 Supplies and materials.....		72,389		79,619		215,665
07 Transportation of things (service).....		640		527		1,479
10 Furnishing of electricity.....		30,000		30,000		17,705
11 Rents.....		1,285		2,598		4,036
12 Repairs and alterations.....		11,490		11,250		21,228
13 Special and miscellaneous current ex- penses.....		239		150		264
30 Equipment.....		202,465		109,295		273,453
Total other obligations.....		318,508		233,439		533,830
Grand total obligations.....		838,043		748,378		1,152,605
Estimated savings and unobligated balances.....				507,185		69,395
Total estimate or appropriation.....		838,043		1,255,563		1,222,000
BY ACTIVITIES OR PROJECTS						
1. Arsenal administration.....		52,884		48,393		86,044
2. Operation and maintenance, Edgewood Arsenal.....		240,150		242,110		227,346
3. Research.....		289,245		295,000		291,317
4. Chemical Warfare School.....		13,188		10,282		22,186
5. Edgewood Chemical Warfare depot.....		15,934		12,656		33,119
6. Procurement planning.....		9,748		7,590		11,371
7. Corps areas and departments.....		17,938		13,500		17,421
8. Depots in foreign departments.....		3,600		2,550		4,047
9. Gas defense appliances.....		124,207		90,140		258,100
10. Field exercises and maneuvers.....						6,650
11. Replacement of training masks.....		15,000				15,813
12. Replacement of training equipment.....		5,000				12,288
13. Training ammunition.....		15,149		16,157		112,618
14. Extended service test.....				10,000		10,000
15. Preservation of important stocks.....						19,730
16. Replacement of war reserves.....						24,555
17. Rearmament, 4.2 chemical mortar.....		26,000				
18. Gas mask machinery.....		10,000				
Total.....		838,043		748,378		1,152,605

CHIEF OF INFANTRY

Infantry School, Fort Benning, Ga.—

For the procurement of books, publications, instruments, and materials, and other necessary expenses for instruction at the Infantry School, and for pay of employees at the Infantry School and in the office of the Chief of Infantry, **[\$60,583]** \$59,805 (act Mar. 4, 1933, 47 Stat., p. 1587).

Annual appropriation, general fund:

Estimate 1935, **\$59,805**

Appropriated 1934, **\$60,583**

Infantry School, Fort Benning, Ga.—Continued.

By objects	Obligations					
	Estimate, 1935		Estimate, 1934		Actual, 1933	
	Posi- tions	Av. salary	Posi- tions	Av. salary	Posi- tions	Av. salary
PERSONAL SERVICES, FIELD						
Subprofessional service:						
Grade 2. Assistant librarian.....	1	\$1,680	1	\$1,680	1	\$1,680
Clerical, administrative, and fiscal service:						
Grade 4. Mail, file, and record clerk.....	1	1,980	1	1,980	1	1,980
Clerk.....	1	1,980	1	1,980	1	1,980
Grade 2. Junior clerk (stenographer- typist).....	14	1,602	14	1,602	14	1,602
Crafts and custodial service:						
Grade 9. General mechanic (mechanic and assistant instructor).....	1	2,700	1	2,700	1	2,700
Grade 8. Mechanic foreman and instruc- tor.....	1	2,400	1	2,400	1	2,400
Machinist and instructor.....	1	2,400	1	2,400	1	2,400
Mechanic and instructor.....	1	2,200	1	2,200	4	2,080
Electrician and instructor.....	1	2,420	1	2,420	1	2,420
Total permanent, field.....	22	40,200	22	40,200	25	46,300
Deduct lapses and administrative furloughs.....				—600		—6,804
Net permanent positions, field.....		40,200		39,600		39,496
Temporary employees, field.....		50		50		50
All personal services, field.....		40,250		39,650		39,546
Deduct legislative reductions.....		4,025		6,030		4,020
01 Personal services (net).....		36,225		33,620		35,526
OTHER OBLIGATIONS						
02 Supplies and materials.....		16,816		16,816		14,399
08 Printing and binding.....		500		500		530
10 Furnishing heat, light, power, water, and electricity.....		450		450		420
11 Rents.....		200		200		200
12 Repairs and alterations.....		1,950		1,950		1,950
13 Special and miscellaneous current ex- penses.....		180		180		180
30 Equipment.....		3,484		3,484		3,484
Total other obligations.....		23,580		23,580		21,163
Grand total obligations.....		59,805		57,200		56,689
Estimated savings and unobligated bal- ances.....				3,383		10,921
Total estimate or appropriation.....		59,805		60,583		67,610

CHIEF OF CAVALRY

Cavalry School, Fort Riley, Kans.—

For the purchase of textbooks, books of reference, scientific and professional papers, instruments, and materials for instruction; employment of temporary, technical, special, and clerical services; and for other necessary expenses of instruction at the Cavalry School, Fort Riley, Kansas, **[\$19,690]** \$19,432 (U.S.C., title 10, sec. 1171; act Mar. 4, 1933, 47 Stat., p. 1587).

Annual appropriation, general fund:

Estimate 1935, **\$19,432**

Appropriated 1934, **\$19,690**

By objects	Obligations					
	Estimate, 1935		Estimate, 1934		Actual, 1933	
	Posi- tions	Av. salary	Posi- tions	Av. salary	Posi- tions	Av. salary
PERSONAL SERVICES, FIELD						
Subprofessional service:						
Grade 8. Instructor-horseshoer.....	1	\$2,900	1	\$2,900	1	\$2,900
Clerical, administrative, and fiscal service:						
Grade 2. Clerk-stenographer.....	6	1,510	6	1,510	6	1,510
Crafts and custodial service:						
Grade 7. Carpenter.....	1	1,920	1	1,920	1	1,920
Linotype operator.....	1	1,800	1	1,800	1	1,800
Total permanent, field.....	9	15,688	9	15,680	9	15,680
Deduct legislative reductions.....		1,568		2,300		1,310
01 Personal services (net).....		14,112		13,380		14,370
OTHER OBLIGATIONS						
02 Supplies and materials.....		4,425		4,425		4,425
12 Repairs and alterations.....		895		895		895
Total other obligations.....		5,320		5,320		5,320
Grand total obligations.....		19,432		18,700		19,690
Estimated savings and unobligated balances.....				990		1,310
Total estimate or appropriation.....		19,432		19,690		21,000

CHIEF OF FIELD ARTILLERY*Instruction in Field Artillery Activities—*

For the pay of employees, the purchase of books, pamphlets, periodicals, and newspapers, procurement of supplies, materials, and equipment for instruction purposes, and other expenses necessary in the operation of the Field Artillery School of the Army, and for the instruction of the Army in Field Artillery activities, **[\$24,220] \$24,068** (act Mar. 4, 1933, 47 Stat., p. 1587).

Annual appropriation, general fund:

Estimate 1935, **\$24,068**

Appropriated 1934, **\$24,220**

By objects	Obligations					
	Estimate, 1935		Estimate, 1934		Actual, 1933	
	Posi- tions	Av. salary	Posi- tions	Av. salary	Posi- tions	Av. salary
PERSONAL SERVICES, FIELD						
Subprofessional service:						
Grade 4. Assistant engineering draftsman, general	1	\$1,680	1	\$1,680	1	\$1,680
Clerical, administrative, and fiscal service:						
Grade 2. Junior stenographer	1	1,440	1	1,440	1	1,440
Senior typist	2	1,590	2	1,590	2	1,590
Senior typist	2	1,530	2	1,530	2	1,530
Total permanent, field	6	9,360	6	9,360	6	9,360
Deduct legislative reductions		936		1,404		946
01 Personal services (net)		8,424		7,956		8,414
OTHER OBLIGATIONS						
02 Supplies and materials		6,989		6,989		6,985
08 Printing and binding (jobwork)		800		800		800
10 Furnishing of heat, light, and power		300		300		300
12 Repairs and alterations		1,985		1,985		1,985
13 Special and miscellaneous current expenses		500		500		500
30 Equipment		5,070		5,070		5,070
Total other obligations		15,644		15,644		15,640
Grand total obligations		24,068		23,600		24,054
Estimated savings and unobligated balances				620		946
Total estimate or appropriation		24,068		24,220		25,000

CHIEF OF COAST ARTILLERY*Coast Artillery School, Fort Monroe, Va.—*

For purchase of engines, generators, motors, machines, measuring and nautical instruments, special apparatus, and materials for experimental purposes for the engineering and artillery and military art departments and enlisted specialists division; for purchase and binding of professional books treating of military and scientific subjects for library, for use of school, and for temporary use in coast defense; for incidental expenses of the school, including chemicals, stationery, printing and binding; hardware; materials; cost of special instruction of officers detailed as instructors; employment of temporary, technical, or special services; for office furniture and fixtures; for machinery; for maintenance, operation, and repair of motor trucks; and unforeseen expenses; in all, **[\$27,385] \$27,262** (act Mar. 4, 1933, 47 Stat., pp. 1587-1588).

Annual appropriation, general fund:

Estimate 1935, **\$27,262**

Appropriated 1934, **\$27,385**

By objects	Obligations					
	Estimate, 1935		Estimate, 1934		Actual, 1933	
	Posi- tions	Av. salary	Posi- tions	Av. salary	Posi- tions	Av. salary
PERSONAL SERVICES, FIELD						
Clerical, administrative, and fiscal service:						
Grade 6. Principal clerk	1	\$2,400	1	\$2,400	1	\$2,400
Grade 3. Assistant clerk-stenographer	1	1,800	1	1,800	1	1,800
Grade 2. Junior clerk-stenographer	2	1,590	2	1,590	2	1,590
Net permanent, field	4	7,380	4	7,380	4	7,380
Temporary employees, field		325		325		
All personal services, field		7,705		7,705		7,380
Deduct legislative reductions		738		1,100		738
01 Personal services (net)		6,967		6,605		6,642
OTHER OBLIGATIONS						
02 Supplies and materials		9,250		9,250		9,528
12 Repairs and alterations		1,265		1,265		1,240
30 Equipment		9,780		9,780		9,292
Total other obligations		20,295		20,295		20,060
Grand total obligations		27,262		26,900		26,702
Estimated savings and unobligated balances				485		1,298
Total estimate or appropriation		27,262		27,385		28,000

SEACOAST DEFENSES

For all expenses incidental to the preparation of plans and the construction, purchase, installation, equipment, maintenance, repair, and operation of fortifications and other works of defense, and their accessories, including personal services, maintenance of channels to submarine mine wharves, purchase of lands and rights of way as authorized by law, and experimental, test, and development work, as follows:

Seacoast Defenses—

United States, **[\$986,082] \$678,066** (U.S.C., title 10, sec. 192; title 31, sec. 583; act Mar. 4, 1933, 47 Stat., p. 1588).

Estimate 1935, **\$678,066**

Appropriated 1934, **\$986,082**

By objects	Obligations					
	Estimate, 1935		Estimate, 1934		Actual, 1933	
	Posi- tions	Av. salary	Posi- tions	Av. salary	Posi- tions	Av. salary
PERSONAL SERVICES, FIELD						
Professional and scientific service:						
Grade 4. Construction engineer	0.8	\$4,400	1	\$4,400	0.8	\$4,400
Civil engineer	1	4,400			1	4,400
Electrical engineer	1	3,800	1	3,800	1	3,800
Grade 3. Associate engineer	2.9	3,533	2.1	3,564	2.9	3,533
Associate signal engineer	1	3,500	1	3,500	1	3,500
Grade 2. Assistant engineer	1.5	2,500	2.1	2,676	1.5	2,500
Grade 1. Junior engineer	1.1	2,464	1.1	2,464	1.1	2,464
Subprofessional service:						
Grade 8. Construction supervisor			0.2	2,900		
Grade 7. Principal draftsman	1	2,500	1	2,500	1	2,500
Clerical, administrative, and fiscal service:						
Grade 7. Junior administrative assistant	1.5	2,733	1.5	2,733	1.5	2,733
Grade 6. Clerk	1	2,800	1	2,800	1	2,800
Principal storekeeper	1	2,400	1	2,400	1	2,400
Grade 5. Senior clerk	1	2,600	1	2,600	1	2,600
Senior storekeeper	2	2,300	2	2,300	2	2,300
Grade 4. Clerk	1.4	1,980	1.5	1,980	1.4	1,980
Storekeeper	3	1,800	3	1,800	3	1,800
Grade 3. Clerk	3.9	1,845	4	1,845	3.9	1,845
Assistant storekeeper	1	1,800	1	1,800	1	1,800
Grade 2. Junior storekeeper	3	1,560	3	1,560	3	1,560
Junior clerk-stenographer	1	1,440	1	1,440	1	1,440
Crafts and custodial service:						
Grade 10. Overseer	0.9	2,950	1.3	3,075	0.9	2,950
Expert electrician	1	3,000	1	3,000	1	3,000
Foreman	2	2,800	1.5	2,800	2	2,800
Grade 9. Handyman	2	2,314	2	2,314	2	2,314
Grade 8. Electrician	2.7	2,133	2	2,000	2.7	2,133
Foreman	4.2	2,200	5	2,200	4.2	2,200
Inspector	0.2	2,200			0.2	2,200
Carpenter	0.2	2,100			0.2	2,100
Handyman	1.6	2,000			1.6	2,000
Engineer	0.9	2,000	1	2,000	0.9	2,000
Assistant cable foreman	1	1,954	1	1,954	1	1,954
Grade 7. Draftsman	1.5	2,250	1	2,400	1.5	2,250
Overseer	1	2,160	1	2,160	1	2,160
Expert mechanic	1	2,160	1	2,160	1	2,160
Mechanic	1	2,040	1	2,040	1	2,040
Handyman	1.7	2,010	1.8	2,040	1.7	2,010
Carpenter	0.7	2,003			0.7	2,003
Foreman	1	1,980	1	1,980	1	1,980
Blacksmith	0.7	1,860	1	1,860	0.7	1,860
Cable seaman	2	1,710	2	1,710	2	1,710
Grade 6. Construction foreman	1	1,920	1	1,920	1	1,920
Electrician	1	1,860	1	1,860	1	1,860
Engineer	1	1,860	1	1,860	1	1,860
Handyman	5.6	1,830	4.4	1,830	5.6	1,830
Foreman	1	1,680	1	1,680	1	1,680
Laborer	0.8	1,627	1	1,627	0.8	1,627
Packer	1	1,620	1	1,620	1	1,620
Grade 5. Packer	0.6	1,967	0.6	1,967	0.6	1,967
Foreman	1	1,620	1	1,620	1	1,620
Carpenter	1	1,620	1	1,620	1	1,620
Handyman	1	1,620	1	1,620	1	1,620
Grade 4. Handyman	4.1	1,568	2	1,440	4.1	1,568
Laborer	4.6	1,447	4.6	1,447	4.6	1,452
Packer	2	1,440	2	1,440	2	1,440
Grade 3. Handyman	0.7	1,380	0.9	1,380	0.7	1,380
Laborers	1.9	1,377			1.9	1,377
Packer	2	1,320	2	1,320	2	1,320
Grade 2. Watchman	0.4	1,320			0.4	1,320
Handyman	2	1,230	2	1,230	2	1,230
Laborers	2.4	1,195	2.1	1,233	2.4	1,195
Engineer	0.6	1,200	1	1,200	0.5	1,200
Total permanent, field	93.1	189,465	84.7	172,182	95.1	192,397
Deduct lapses and administrative furloughs		6,342		6,342		3,529
Net permanent, field		183,123		165,840		188,868
Temporary employees, field		33,663		10,234		53,520
All personal services, field		216,786		176,074		242,388
Deduct subsistence and quarters furnished		5,471		5,440		6,471
Deduct legislative reductions		211,315		170,634		236,917
		21,679		25,595		22,877
Total cash payment salaries and wages		189,636		145,039		214,040
Total cash payment salaries and wages, Ordnance Department not included above		115,000		100,375		220,475

Seacoast Defenses—Continued.

By objects	Obligations		
	Estimate, 1935	Estimate, 1934	Actual, 1933
PERSONAL SERVICES, FIELD—continued			
Deduct legislative reductions, Ordnance Department not included above		\$7,300	\$18,932
Net cash payment salaries and wages, Ordnance Department	\$103,500	93,075	201,543
Total cash payment salaries and wages	293,136	238,114	415,583
Deduct amount included in objects below	224,126	189,951	336,877
01 Personal services (net)	69,010	48,163	78,706
OTHER OBLIGATIONS			
02 Supplies and materials	20,252	15,630	24,749
05 Communication service		5	2
06 Travel expenses	9,300	6,800	1,069
07 Transportation of things	1,150	1,100	1,254
10 Furnishing of heat, light, power, and water	4,650	3,140	5,077
12 Repairs and alterations	427,251	334,700	559,647
13 Special and miscellaneous expenses	12,744	13,266	17,026
30 Equipment	123,709	112,473	250,152
32 Structures and parts	10,000		12,697
Total other obligations	609,056	537,114	871,673
Grand total obligations	678,066	585,277	950,379
Estimated savings and unobligated balances		400,805	47,607
Total estimate or appropriation	678,066	986,082	997,986
BY ACTIVITIES OR PROJECTS			
Signal Corps:			
1. Pay of civilian employees	17,537	16,563	25,740
2. Maintenance of telephone and telegraph fire-control systems	36,000	25,000	39,668
3. Maintenance of radio systems	19,141	17,000	19,642
4. Maintenance of meteorological equipment	700	408	700
Total, Signal Corps	73,378	58,971	85,750
Corps of Engineers:			
11. Alteration, maintenance, and repair of fortifications	255,860	208,287	322,918
12. Purchase, development, and test of searchlights	25,000	23,876	22,660
Total, Corps of Engineers	280,860	232,163	345,578
Ordnance Department:			
23. Maintenance and alteration of ordnance matériel	196,649	181,866	284,909
Total, Ordnance Department	196,649	181,866	284,909
Coast Artillery Corps:			
32. Development of fire-control equipment and submarine mine matériel	50,000	77,000	93,447
36. Salaries of civilian employees	14,220	13,430	14,184
37. Maintenance of submarine mine and depot operation	4,350	5,609	3,568
40. Procurement of equipment, submarine mine	13,536	15,860	25,576
41. Maintenance of maneuver boards			70
42. Procurement, installation, and transportation of fire-control equipment	45,073	378	97,297
Total, Coast Artillery Corps	127,179	112,277	234,142
Total, seacoast defenses, United States	678,066	585,277	950,379

Seacoast Defenses, Insular Departments—

Insular departments, [\$514,463] \$224,313 (U.S.C., title 10, sec. 192; title 31, sec. 606; act Mar. 4, 1933, 47 Stat., p. 1588).

Estimate 1935, \$224,313

Appropriated 1934, \$514,463

By objects	Obligations		
	Estimate, 1935	Estimate, 1934	Actual, 1933
PERSONAL SERVICES, FIELD			
Professional service:	Posi- Av. tions salary	Posi- Av. tions salary	Posi- Av. tions salary
Grade 4. Senior engineer	0.1 \$4,600	0.4 \$4,600	0.3 \$4,600
Grade 3. Inspector		0.5 3,400	0.8 3,400
Associate radio engineer			1 3,200
Grade 2. Assistant engineer	0.5 3,100	0.8 3,050	1.6 2,875
Telephone plant engineer	1 3,000	1 3,000	
Electrical engineer			1 3,000

Seacoast Defenses, Insular Departments—Continued.

By objects	Obligations					
	Estimate, 1935		Estimate, 1934		Actual, 1933	
	Posi- tions	Av. salary	Posi- tions	Av. salary	Posi- tions	Av. salary
PERSONAL SERVICES, FIELD—continued						
Professional service—Continued.						
Grade 2. Assistant telephone engineer.....	1	\$2,700	1	\$2,700		
Inspector.....					0.2	\$2,700
Subprofessional service:						
Grade 8. Construction supervisor.....	2	3,000	1.1	3,000	1.1	3,000
Grade 7. Principal draftsman.....					0.3	2,500
Grade 5. Inspector.....			0.5	2,040	0.6	1,920
Surveyman.....					0.6	1,800
Grade 3. Junior draftsman.....	0.1	1,620	0.1	1,620	0.7	1,680
Grade 1. Draftsman.....	1	1,068	0.9	1,068	0.9	1,068
Clerical, administrative, and fiscal service:						
Grade 7. Junior administrative assistant.....	1.1	2,960	0.6	2,960	1.1	3,023
Grade 6. Principal clerk.....	0.8	2,300	0.2	2,300	0.2	2,300
Grade 4. Accounting clerk.....			0.7	1,920	0.8	1,720
Clerk.....	0.5	1,860	0.6	1,860	0.9	1,475
Assistant clerk.....					0.5	1,860
Grade 3. Assistant storekeeper.....					0.9	1,740
Clerk.....	0.8	1,620	0.1	1,440	0.2	1,620
Grade 2. Senior typist.....	0.5	1,440	0.1	1,440	0.1	1,440
Grade 1. Understorekeeper.....	2	1,230	1.4	1,230	1.4	1,230
Underclerk.....	1	1,140	0.7	1,140	0.8	990
Crafts and custodial service:						
Grade 10. Foreman.....			0.5	2,900	0.9	2,900
Grade 9. Electrician.....			0.3	2,700	0.7	2,700
Machinist.....			0.3	2,600	0.9	2,600
Grade 8. Cranesman.....			0.5	2,300	0.9	2,300
Engine man.....			0.5	2,300	0.9	2,300
Grade 7. Engine man.....			0.5	2,040	0.8	2,040
Machinist.....	1	1,980	0.9	1,980	0.9	1,980
Grade 6. Foreman.....			0.5	1,800	0.9	1,800
Blacksmith.....					1	1,800
Carpenter.....					3.3	1,785
Grade 4. Powderman.....					0.9	1,560
Trackman.....					0.9	1,560
Engine man.....					1.8	1,500
Chauffeur.....					0.9	1,500
Cook.....					0.9	1,500
Handyman.....	1	1,320			2.7	1,383
Grade 3. Handyman.....	2	1,200	0.9	1,320	1.8	1,200
Gardener's helper.....					0.6	1,200
Grade 2. Laborer.....	4	1,110	15.9	1,050	21	1,025
Handyman.....	1	1,080	0.9	1,080	0.9	1,080
Chauffeur.....					2.6	1,080
Janitor.....	0.5	1,020	0.5	1,020	0.4	1,020
Messenger.....	0.2	900	0.5	1,020	1	1,020
Photographer.....			0.1	900	0.1	900
Grade 1. Laborer.....	67.5	396	35.9	400	35.9	400
Unclassified native employees.....	3	581	3	581	3	540
Total permanent, field.....	93.5	67,014	72.4	69,899	102.8	117,104
Deduct lapses and administrative furloughs.....		2,186		2,186		
Net permanent, field.....		64,828		67,713		117,104
Temporary employees, field.....		4,828		8,818		9,943
All personal services, field.....		69,656		76,531		127,047
Deduct subsistence and quarters furnished.....		2,100		3,278		3,776
		67,556		73,253		123,271
Deduct legislative reductions in compensa- tion.....		6,966		10,157		8,519
Total cash paid salaries and wages.....		60,590		63,096		114,752
Total cash payment salaries and wages, Ordnance Department, not included above.....		48,500		33,000		189,872
Deduct legislative reductions in compensa- tion, Ordnance Department, not included above.....		4,850		2,400		15,735
Net cash payment salaries and wages, Ordnance Department.....		43,650		30,600		174,137
Total cash payment salaries and wages.....		104,240		93,696		288,889
Deduct amount included in objects below.....		90,719		79,266		268,926
01 Personal services (net).....		13,521		14,430		19,963
OTHER OBLIGATIONS						
02 Supplies and materials.....		15,883		10,567		149,704
06 Travel expenses.....		1,665		1,465		590
07 Transportation.....		500		317		14,815
10 Furnishing of heat, light, power, and water.....		250		600		1,065
12 Repairs and alterations.....		168,094		133,702		209,486
30 Equipment.....		17,400		110,104		143,822
32 Structures and parts.....		7,000		42,443		104,790
Total other obligations.....		210,792		299,198		624,272
Grand total obligations.....		224,313		313,628		644,235
Estimated savings and unobligated bal- ances.....				200,835		25,473
Total estimate or appropriation.....		224,313		514,463		669,708

Seacoast Defenses, Insular Departments—Continued.

By objects	Obligations		
	Estimate, 1933	Estimate, 1934	Actual, 1933
BY ACTIVITIES OR PROJECTS			
Signal corps:			
1. Pay of civilian employees.....	\$4,731	\$4,468	\$7,008
2. Maintenance of telephone and telegraph fire-control systems.....	22,663	15,675	22,450
3. Maintenance of radio systems.....	5,000	2,465	5,000
4. Maintenance of meteorological equipment.....	600	600	600
Total, Signal Corps.....	32,994	23,208	35,058
Corps of engineers:			
11. Alteration, maintenance and repair of fortifications.....	93,642	76,730	119,773
12. Procurement and installation of searchlights.....		40,000	40,000
13. Construction of seacoast batteries.....		50,000	126,000
Total, Corps of Engineers.....	93,642	166,730	285,773
Ordnance Department:			
21. Procurement of ammunition.....			138,337
23. Maintenance and alteration of Ordnance matériel.....	73,248	58,884	90,349
Total, Ordnance Department.....	73,248	58,884	228,686
Coast Artillery Corps:			
34. Procurement and installation of fire-control equipment.....	6,000	51,258	80,000
37. Maintenance of submarine mines and depot operation.....	1,079	1,198	1,295
39. Procurement of submarine mine equipment.....	12,350	12,350	13,423
Total, Coast Artillery Corps.....	19,429	64,806	94,718
Chemical Warfare Service:			
61. Gas-proofing harbor defenses.....	5,000		
Total, seacoast defenses, Insular Departments.....	224,313	313,628	644,235

Seacoast Defenses, Panama Canal—

Panama Canal, **\$534,886** \$272,591 (U.S.C., title 10, sec. 192; title 31, sec. 583; act Mar. 4, 1933, 47 Stat., p. 1588).

Estimate 1935, **\$272,591**Appropriated 1934, **\$534,886**

By objects	Obligations					
	Estimate, 1935		Estimate, 1934		Actual, 1933	
PERSONAL SERVICES, FIELD	Posi- tions	Av. salary	Posi- tions	Av. salary	Posi- tions	Av. salary
Subprofessional service:						
Grade 5. Draftsman.....	1	\$1,800	1	\$1,800	1	\$1,800
Clerical, administrative, and fiscal service:						
Grade 8. Chief clerk.....	0.4	3,200	0.4	3,200	0.4	3,200
Crafts and custodial service:						
Grade 1. Carpenter.....	1	980	1	980	1	980
Checker.....	1	780	1	780	1	780
Total permanent, field.....	3.4	4,893	3.4	4,893	3.4	4,893
Personal services, employees of the Panama Canal who render service to the Engineer Department on a contract basis.....		53,995		31,187		55,867
All personal services, field.....		58,888		36,080		60,760
Deduct lapses and administrative furloughs.....		1,192		1,192		
		57,696		34,888		60,760
Deduct legislative reductions.....		5,770		5,233		3,358
Total cash payment, salaries and wages.....		51,926		29,655		57,402
Total cash payment salaries and wages, Ordnance Department, not included above.....		46,500		33,000		118,775
Deduct legislative reductions in compensation, Ordnance Department, not included above.....		4,650		2,400		13,222
Net cash payment salaries and wages, Ordnance Department.....		41,850		30,600		105,553
Total cash payment salaries and wages.....		93,776		60,255		162,955
Deduct amount included in objects below.....		75,805		47,682		142,153
01 Personal services (net).....		17,971		12,573		20,802
OTHER OBLIGATIONS						
02 Supplies and materials.....		18,458		12,114		111,961
05 Communication services.....		350		235		332
06 Travel expenses.....		2,200		1,900		240

Seacoast Defenses, Panama Canal—Continued.

By objects	Obligations		
	Estimate, 1935	Estimate, 1934	Actual, 1933
OTHER OBLIGATIONS—continued			
07 Transportation.....	\$3,400	\$2,200	\$4,830
10 Electric power.....	500	500	554
12 Repairs and alterations.....	214,962	139,302	211,968
30 Equipment.....	14,750	172,043	263,453
32 Structures and parts.....		5,250	38,360
Total other obligations.....	254,620	333,544	631,698
Grand total obligations.....	272,591	346,117	652,500
Estimated savings and unobligated balances.....		188,769	17,942
Total estimate or appropriation.....	272,591	534,886	670,442
BY ACTIVITIES OR PROJECTS			
Signal Corps:			
1. Pay of civilian employees.....	2,131	2,013	3,202
2. Maintenance of telephone and telegraph fire-control equipment.....	28,674	21,701	29,921
3. Maintenance of radio systems.....	3,200	3,000	3,205
4. Maintenance of meteorological equipment.....	500	200	574
Total, Signal Corps.....	34,505	26,914	36,902
Corps of Engineers:			
11. Alteration, maintenance, and repair of fortifications.....	150,677	86,325	136,901
12. Purchase and installation of searchlights.....		60,000	80,000
Total, Corps of Engineers.....	150,677	146,325	216,901
Ordnance Department:			
21. Procurement of Ammunition.....			101,283
23. Maintenance and alteration of ordnance matériel.....	71,266	59,191	88,574
Total, Ordnance Department.....	71,266	59,191	189,857
Coast Artillery Corps:			
34. Procurement and installation of fire-control equipment.....		97,293	162,061
37. Maintenance of submarine mines and depot operation.....	1,443	1,694	2,899
39. Procurement of submarine mine equipment.....	14,700	14,700	43,880
Total, Coast Artillery Corps.....	16,143	113,687	208,840
Total seacoast defenses, Panama Canal.....	272,591	346,117	652,500

National Industrial Recovery, War, Seacoast Defenses, 1933-35—

By objects	Obligations		
	Estimate, 1935	Estimate, 1934	Actual, 1933
<i>(United States)</i>			
PERSONAL SERVICES			
Personal services, field.....	\$52,450	\$51,050	
Deduct amount included in objects named below.....	22,250	22,250	
01 Personal services (net).....	30,200	28,800	
OTHER OBLIGATIONS			
02 Supplies and materials.....	350	1,050	
05 Communication service.....	410	410	
06 Travel expenses.....	900	1,100	
07 Transportation of things.....	200	200	
08 Printing and binding, etc.....	100	100	
09 Advertising and publication of notices.....		100	
10 Furnishing of heat, light, power, etc.....	300	300	
13 Special and miscellaneous current expenses.....	600	600	
30 Equipment.....	5,000	55,000	
32 Structures and parts, etc.....	435,210	439,070	
Total other obligations.....	443,070	497,930	
Grand total obligations.....	473,270	526,730	
Unobligated balance 1934 available 1935.....	-473,270	+473,270	
Received by allotment from Federal Emergency Administration of Public Works.....		-1,000,000	
Total estimate or appropriation.....			

National Industrial Recovery, War, Seacoast Defenses, 1933-35—Continued.

By objects	Obligations		
	Estimate, 1935	Estimate, 1934	Actual, 1933
<i>(Insular Departments)</i>			
PERSONAL SERVICES			
Personal services, field	\$169, 116	\$324, 556	
Deduct amount included in objects named below	142, 523	295, 741	
01 Personal services (net)	26, 593	28, 815	
OTHER OBLIGATIONS			
02 Supplies and materials	3, 810	32, 083	
05 Communication service	533	708	
06 Travel expenses	3, 570	2, 710	
07 Transportation of things	2, 500	5, 650	
08 Printing and binding, etc.	25	50	
10 Furnishing of heat, light, power, etc.	700	1, 000	
12 Repairs and alterations	2, 900	21, 100	
30 Equipment	18, 934	733, 034	
32 Structures and parts, etc.	502, 160	614, 525	
Total other obligations	533, 732	1, 410, 860	
Grand total obligations	560, 325	1, 439, 675	
Unobligated balance 1934 available 1935	-560, 325	+560, 325	
Received by allotment from Federal Emergency Administration of Public Works		-2, 000, 000	
Total estimate or appropriation			
<i>Panama Canal</i>			
PERSONAL SERVICES			
Personal services, field	260, 243	834, 716	
Deduct amount included in objects named below	229, 123	776, 644	
01 Personal services (net)	31, 120	58, 072	
OTHER OBLIGATIONS			
02 Supplies and materials	200	50, 100	
05 Communication service	740	1, 200	
06 Travel expenses	6, 930	6, 800	
07 Transportation	6, 000	7, 450	
30 Equipment	155, 310	2, 215, 905	
32 Structures and parts, etc.	516, 157	944, 016	
Total other obligations	685, 337	3, 225, 471	
Grand total obligations	716, 457	3, 283, 543	
Unobligated balance, 1934, available, 1935	-716, 457	+716, 457	
Received by allotment from Federal Emergency Administration of Public Works		-4, 000, 000	
Total estimate or appropriation			

In all, [including not to exceed \$17,265 in the aggregate for traveling expenses, \$2,035,431] \$1,174,970.

Total under seacoast defenses, annual appropriations, general fund:

Estimate 1935, \$1,174,970 Appropriated 1934, \$2,035,431

UNITED STATES MILITARY ACADEMY

Pay of Military Academy—

Cadets: For pay of cadets, [\$964,080] \$867,572: *Provided*, That during the fiscal year ending June 30, 1934, no officer of the Army shall be entitled to receive any increase in pay or allowances because of detail or assignment to duty in any capacity at the Military Academy: *Provided*, That the duties of librarian of the United States Military Academy may be performed by an officer of the Regular Army retired from active service under the provisions of section 1251, Revised Statutes, and detailed on active duty for that purpose.

Civilians: For pay of employees, [\$258,407] \$235,706 (U.S.C., title 10, secs. 1061, 1071, 1077, 1077a, 1082, 1091, 1091a, 1092, 1093, 1133, 1138, 1139, 1146; act Mar. 4, 1933, 47 Stat., p. 1588).

Estimate 1935, \$1,103,378 Appropriated 1934, \$1,222,487

Pay of Military Academy—Continued.

By objects	Obligations					
	Estimate, 1935		Estimate, 1934		Actual, 1933	
	Posi- tions	Av. salary	Posi- tions	Av. salary	Posi- tions	Av. salary
PAY OF CADETS						
For 1,236 cadets at \$780 per annum	1,236	\$964,080	1,236	\$964,080	1,249	\$976,589
PERSONAL SERVICES, FIELD						
Professional and scientific service:						
Grade 4. Chapel organist and choir-master	1	5,190	1	5,190	1	5,190
Grade 3. Chief engineer	1	3,200	1	3,200	1	3,200
Grade 2. Instructor	6	3,327	6	3,327	6	3,327
Librarian	1	2,900	1	2,900	1	2,900
Grade 1. Assistant librarian	1	2,100	1	2,100	1	2,100
Subprofessional service:						
Grade 7. Architectural draftsman	1	2,300	1	2,300	1	2,300
Grade 5. Chemist-mechanic	1	2,060	1	2,060	1	2,060
Grade 3. Underlibrary assistant	1	1,500	1	1,500	1	1,500
Clerical, administrative, and fiscal service:						
Grade 9. Chief clerk, headquarters	1	3,200	1	3,200	1	3,200
Grade 8. Chief clerk, quartermaster department	1	2,900	1	2,900	1	2,900
Grade 7. Chief clerk, treasurer's department	1	2,800	1	2,800	1	2,800
Assistant chief clerk, headquarters	1	2,600	1	2,600	1	2,600
Grade 6. Chief of division	3	2,300	3	2,300	3	2,300
Clerk-stenographer	1	2,300	1	2,300	1	2,300
Clerk	1	2,300	1	2,300	1	2,300
Clerk-photographer	1	2,560	1	2,560	1	2,560
Grade 5. Chief of division	1	2,100	1	2,100	1	2,100
Grade 3. Clerk	1	1,800	1	1,800	1	1,800
Stenographer	2	1,800	2	1,800	2	1,800
Assistant chief of division	3	1,800	3	1,800	3	1,800
Grade 2. Clerk-draftsman	1	1,620	1	1,620	1	1,620
Stenographer-clerk	1	1,620	1	1,620	1	1,620
Stenographer	16	1,541	16	1,541	16	1,541
Clerk	3	1,580	3	1,580	3	1,580
Grade 1. Clerk	1	1,380	1	1,380	1	1,380
Crafts and custodial service:						
Grade 9. Manager, laundry	1	2,800	1	2,800	1	2,800
Chief printer	1	2,700	1	2,700	1	2,700
Manager, cadet mess	1	2,600	1	2,600	1	2,600
Grade 8. Chief plumber	1	2,600	1	2,600	1	2,600
Chief electrician	1	2,400	1	2,400	1	2,400
Bookbinder	1	2,400	1	2,400	1	2,400
Superintendent, gas works	1	2,200	1	2,200	1	2,200
Assistant chief engineer	1	2,180	1	2,180	1	2,180
Assistant printer	1	2,000	1	2,000	1	2,000
Master mechanic	1	2,000	1	2,000	1	2,000
Grade 7. Chef	1	2,160	1	2,160	1	2,160
Pressman	1	2,040	1	2,040	1	2,040
Refrigerating engineer	1	1,860	1	1,860	1	1,860
Grade 6. Superintendent of cemetery	1	1,800	1	1,800	1	1,800
Assistant engineer	3	1,840	3	1,840	3	1,840
Engineer	1	1,740	1	1,740	1	1,740
Grade 5. Head waiter	1	1,800	1	1,800	1	1,800
First cook	1	1,740	1	1,740	1	1,740
Baker	1	1,560	1	1,560	1	1,560
Grade 4. Instrument repairman	1	1,500	1	1,500	1	1,500
Dry cleaner	1	1,440	1	1,440	1	1,440
Overseer waterworks	1	1,380	1	1,380	1	1,380
Booksewer	2	1,350	2	1,350	2	1,350
Plumber's helper	1	1,320	1	1,320	1	1,320
Mechanic custodian	1	1,320	1	1,320	1	1,320
Grade 3. Janitor	1	1,380	1	1,380	1	1,380
Fireman	5	1,332	5	1,332	5	1,332
Chauffeur	1	1,320	1	1,320	1	1,320
Janitor	2	1,260	2	1,260	2	1,260
Incinerator operator	1	1,260	1	1,260	1	1,260
Grade 2. Mechanic	1	1,140	1	1,140	1	1,140
Assistant head waiter	1	1,140	1	1,140	1	1,140
Janitress	1	1,140	1	1,140	1	1,140
Oiler	2	1,080	2	1,080	2	1,080
Janitor	1	1,080	1	1,080	1	1,080
Ungraded: Teacher of music	1	4,438	1	4,438	1	4,438
Chaplain, U.S. Military Academy	1	5,050	1	5,050	1	5,050
Charwoman	1	1,020	1	1,020	1	1,020
Laundry employee	5	948	5	948	5	948
Book assistant, library	1	840	1	840	1	840
Cadet mess employee	101	1,098	101	1,098	101	1,098
Total permanent, field	205	309,365	206	312,265	206	312,265
Deduct lapses and administrative furloughs						3,372
Net permanent, field		309,365		312,265		308,893
All personal services, cadets and civilians						
Deduct subsistence and quarters furnished	1,273,445		1,276,345		1,285,482	
	41,328		41,328		41,328	
	1,232,117		1,235,017		1,244,154	
Deduct lapses and legislative reduction	128,739		174,370		58,018	
01 Personal services (net)	1,103,378		1,060,647		1,186,136	
Estimated savings and unobligated balances			161,840		61,390	
Total estimate or appropriation	1,103,378		1,222,487		1,247,526	

Maintenance, United States Military Academy—

For text and reference books for instruction; increase and expense of library (not exceeding \$6,000); office equipment and supplies; stationery, blank books, forms, printing and binding, and periodicals; diplomas for graduates (not exceeding \$1,100); expense of lectures; apparatus, equipment, supplies, and materials for purpose of instruction and athletics, and maintenance and repair thereof; musical instruments and maintenance of band; care and maintenance of organ; equipment for cadet mess; postage, telephones, and telegrams; freight and expressage; [including not to exceed \$31,235 for] transportation of cadets and accepted cadets from their homes to the Military Academy, and discharged cadets, including reimbursement of traveling expenses; for payment of commutation of rations for the cadets of the United States Military Academy in lieu of the regular established ration; maintenance of children's school (not exceeding \$12,200); contingencies for superintendent of the academy, to be expended in his discretion (not to exceed \$3,500); expenses of the members of the Board of Visitors (not exceeding \$1,500); contingent fund, to be expended under the direction of the Academic Board (not exceeding \$500); improvement, repair, and maintenance of buildings and grounds (including roads, walls, and fences); shooting galleries and ranges; cooking, heating, and lighting apparatus and fixtures and operation and maintenance thereof; maintenance of water, sewer, and plumbing systems; maintenance of and repairs to cadet camp; fire-extinguishing apparatus; machinery and tools and repairs of same; maintenance, repair, and operation of motor-propelled vehicles; policing buildings and grounds; furniture, refrigerators, and lockers for Government-owned buildings at the academy and repair and maintenance thereof; fuel for heat, light, and power; and other necessary incidental expenses in the discretion of the superintendent; in all, **\$1,122,097** *(\$879,538 (U.S.C., title 10, secs. 1053, 1054; act Mar. 4, 1933, 47 Stat., pp. 1588-1589).*

Estimate 1935, **\$879,538**Appropriated 1934, **\$1,122,097**

By objects	Obligations					
	Estimate, 1935		Estimate, 1934		Actual, 1933	
PERSONAL SERVICES, FIELD	Posi-	Av.	Posi-	Av.	Posi-	Av.
Professional and scientific service:	tions	salary	tions	salary	tions	salary
Grade 3. Associate electrical engineer.....	1	\$3,200	1	\$3,200	1	\$3,200
Subprofessional service:						
Grade 7. School principal.....	1	2,800	1	2,800	1	2,800
Grade 6. Electrical-mechanical draftsman.....	1	2,400	1	2,400	1	2,400
Grade 5. Woods foreman.....	1	2,040	1	2,040	1	2,040
Grade 4. School teacher.....	1	1,740	1	1,740	1	1,740
Grade 3. School teacher.....	2	1,470	2	1,470	2	1,470
Grade 2. School teacher.....	3	1,340	3	1,340	3	1,340
Clerical, administrative, and fiscal service:						
Grade 6. Clerk-photographer.....	0.12	2,560	0.12	2,560	0.12	2,560
Grade 3. Clerk-stenographer.....	2	1,650	2	1,650	2	1,650
Grade 2. Clerk.....	5	1,548	5	1,548	5	1,548
Grade 1. Stenographer.....	1	1,260	1	1,260	1	1,260
Crafts and custodial service:						
Grade 9. Foreman of mechanics.....	1	2,600	1	2,600	1	2,600
Grade 8. Chief filter plant operator.....	1	2,300	1	2,300	1	2,300
Machinist.....	1	2,000	1	2,000	1	2,000
Grade 5. Head barrack policeman.....	1	1,620	1	1,620	1	1,620
Assistant plumber.....	1	1,680	1	1,680	1	1,680
Assistant chief filter plant operator.....	1	1,680	1	1,680	1	1,680
Assistant engineer.....	3	1,500	3	1,500	3	1,500
Barrack policeman.....	39	1,267	39	1,267	39	1,267
Grade 3. Janitor.....	1	1,320	1	1,320	1	1,320
Operator, waterworks.....	2	1,380	2	1,380	2	1,380
Fireman.....	1	1,260	1	1,260	1	1,260
Grade 2. Woodsman.....	5	1,140	5	1,140	5	1,140
Ungraded (per annum):						
Laborer.....	1	1,080	1	1,080	1	1,080
Charwoman.....	1	960	1	960	1	960
Ungraded (per diem):						
Plumber.....	6	2,654	6	2,654	6	2,654
Foreman carpenter.....	2	2,758	2	2,758	2	2,758
Foreman steamfitter.....	1	2,504	1	2,504	1	2,504
Mason.....	4	2,466	4	2,466	4	2,466
Carpenter.....	21	2,316	11	2,316	21	2,316
Wheelwright.....	1	2,316	1	2,316	1	2,316
Foreman blacksmith.....	1	2,285	1	2,285	1	2,285
Foreman tinner.....	1	2,269	1	2,269	1	2,269
Foreman painter.....	1	2,269	1	2,269	1	2,269
Steamfitter.....	10	2,191	5	2,191	10	2,191
Saddler.....	1	2,119	1	2,119	1	2,119
Tinner.....	5	2,119	5	2,119	5	2,119
Painter.....	18	2,119	18	2,119	18	2,119
Electrician.....	2	2,078	2	2,078	2	2,078
Blacksmith.....	3	2,078	3	2,078	3	2,078
Meterman.....	1	1,878	1	1,878	1	1,878
Labor foreman.....	1	1,643	1	1,643	1	1,643
Teamster.....	1	1,643	1	1,643	1	1,643
Machinist.....	1	1,565	1	1,565	1	1,565
Steamfitter's helper.....	15	1,487	2	1,487	15	1,487
Laborer.....	56	1,204	48	1,204	71	1,204
Apprentice plumber.....	1	1,096	1	1,096	1	1,096
Mess employee.....	7	1,047	7	1,047	7	1,047
Apprentice carpenter.....	2	391	2	391	2	391
Total permanent, field.....	239.12	391,017	203.12	328,083	254.12	409,077

Maintenance, United States Military Academy—Continued.

By objects	Obligations		
	Estimate, 1935	Estimate, 1934	Actual, 1933
PERSONAL SERVICES, FIELD—continued			
Deduct lapses and administrative furloughs.....			\$5,299
Net permanent, field.....	\$391,017	\$328,083	403,808
Deduct subsistence and quarters furnished.....	2,936	2,936	2,936
Deduct lapses and legislative reduction.....	388,081	325,147	400,872
Total cash paid salaries and wages.....	40,852	34,022	43,663
Deduct amount included in objects below.....	347,229	291,125	357,209
01 Personal services (net).....	233,148	175,000	277,113
OTHER OBLIGATIONS	114,081	116,125	80,096
Supplies and materials:			
0200 Stationery and office supplies.....	26,400	26,400	26,441
0230 Fuel.....	216,612	150,000	149,814
0280 Sundry supplies.....	25,300	25,300	25,314
02 Total supplies and materials.....	268,312	201,700	201,569
03 Subsistence and support of persons.....	338,355	287,602	340,314
05 Communication service.....	930	930	930
06 Travel expenses.....	31,235	31,235	30,604
07 Transportation of things.....	443	443	443
08 Printing and binding.....	1,061	1,061	1,061
Repairs and alterations:			
1200 Buildings.....	74,742	190,030	230,144
1210 Excavation, embankments and surfacings.....	11,300	21,300	91,295
1220 Water and sewer systems.....	3,610	3,610	23,610
1280 Machinery and equipment.....	2,000	2,000	32,076
12 Total repairs and alterations.....	91,652	216,940	377,125
13 Special and miscellaneous current expenses.....	9,720	4,720	9,724
Equipment:			
3010 Furniture, furnishings, and fixtures.....	12,312	12,312	12,312
3020 Educational, scientific, and recreational.....	8,337	8,337	8,337
3050 Other equipment.....	3,100	3,100	43,142
30 Total equipment.....	23,749	18,749	63,791
Total other obligations.....	765,457	763,380	1,025,561
Grand total obligations.....	879,538	879,505	1,105,657
Estimated savings or unobligated balances.....		242,592	48,932
Total estimate or appropriation.....	879,538	1,122,097	1,154,589

New Cadet Mess Hall and Drawing Academy—

53 Claim of Atlas Roofing Co.: Obligations—1933, \$2,134.

Total under United States Military Academy, annual appropriations, general fund:

Estimate 1935, **\$1,982,916**Appropriated 1934, **\$2,344,584****NATIONAL GUARD BUREAU**

ARMING, EQUIPPING, AND TRAINING THE NATIONAL GUARD

National Guard—

For procurement of forage, bedding, and so forth, for animals used by the National Guard, **\$801,886** *(\$585,537 (U.S.C., title 32, secs. 22, 42; U.S.C., Supp. VI, title 32, sec. 42; acts Mar. 4, 1933, 47 Stat., p. 1589; June 15, 1933, 48 Stat., pp. 153-162).*

Est. 1935, **\$585,537**App. 1934, **\$801,886**

By objects	Obligations		
	Estimate, 1935	Estimate, 1934	Actual, 1933
02 Supplies and materials.....	\$585,537	\$541,566	\$640,702
Transferred to—			
Camps of instruction.....			+237,976
General expenses.....			+1,733
Transportation of supplies.....			+13,964
Armory drill pay.....			+200,000
Arms, uniforms, equipment, etc.....			+83,277
Total obligations.....	585,537	541,566	1,177,652
Estimated savings and unobligated balances.....		260,320	586
Total estimate or appropriation.....	585,537	801,886	1,178,238

For compensation of help for care of materials, animals, and equipment, **[\$2,142,800]** \$1,810,263 (*U.S.C., title 32, secs. 22, 42; U.S.C., Supp. VI, title 32, sec. 42; act Mar. 4, 1933, 47 Stat., p. 1589*).

Est. 1935, \$1,810,263

App. 1934, \$2,142,800

By objects	Obligations		
	Estimate, 1935	Estimate, 1934	Actual, 1933
Personal services.....	\$2,031,720	\$2,031,720	\$1,992,159
Deduct lapses and legislative reductions.....	221,457	304,738	155,896
01 Personal services (net).....	1,810,263	1,726,962	1,836,263
Transferred to "Expenses, camps of instruction".....			+436,394
Total obligations.....	1,810,263	1,726,962	2,272,657
Estimated savings and unobligated balances.....		415,838	155,896
Total estimate or appropriation.....	1,810,263	2,142,800	2,428,553

For expenses, camps of instruction, field and supplemental training, and including medical and hospital treatment authorized by law, and the hire (at a rate not to exceed \$1 per diem), repair, maintenance, and operation of motor-propelled passenger-carrying vehicles, **[\$9,983,981]** of which \$200,000 shall be available immediately **[\$8,888,440]** (*U.S.C., title 32, secs. 22, 42; U.S.C., Supp. VI, title 32, sec. 42; act Mar. 4, 1933, 47 Stat., p. 1589*).

Est. 1935, \$8,888,440

App. 1934, \$9,983,981

By objects	Obligations		
	Estimate, 1935	Estimate, 1934	Actual, 1933
Personal services.....	\$5,332,302	\$5,332,302	\$5,394,592
Deduct legislative reductions in compensation.....	533,230	799,845	207,278
01 Personal services (net).....	4,799,072	4,532,457	5,187,314
OTHER OBLIGATIONS			
02 Supplies and materials.....	1,640,927	1,761,966	1,714,160
05 Communication service.....	4,412	4,412	4,412
06 Travel expenses.....	1,722,170	1,830,000	1,919,203
07 Transportation of things.....	398,560	400,000	408,560
10 Furnishing of electricity and water.....	25,864	26,000	25,864
11 Rents.....	105,160	106,000	105,160
12 Repairs and alterations (construction).....	190,000	55,100	149,029
22 Burial expenses.....	2,275	2,275	2,275
32 New construction.....		10,000	10,414
Total other obligations.....	4,089,368	4,195,753	4,339,077
Grand total obligations.....	8,888,440	8,728,210	9,526,391
1934 appropriation obligated in 1933.....		255,926	-255,926
Received by transfer from—			
"Forage".....			-237,976
"Caretakers".....			-436,394
"Schools".....			-30,000
"General expenses".....			-131,234
"Travel".....			-135,000
"Transportation".....			-75,000
"Sergeants".....			-10,000
"Armory drill pay".....			-200,000
"Arms, uniforms, etc.".....			-143,785
Net total obligations.....	8,888,440	8,984,136	7,871,076
Estimated savings and unobligated balances.....		999,845	207,278
Total estimate or appropriation.....	8,888,440	9,983,981	8,078,354

For expenses, selected officers and enlisted men, military service schools, including medical and hospital treatment authorized by law, **[\$359,300]** \$162,386 (*U.S.C., title 32, secs. 22, 42; U.S.C., Supp. VI, title 32, sec. 42; act Mar. 4, 1933, 47 Stat., p. 1589*).

Est. 1935, \$162,386

App. 1934, \$359,300

By objects	Obligations		
	Estimate, 1935	Estimate, 1934	Actual, 1933
Personal services.....	\$145,971	\$36,982	\$228,785
Deduct legislative reductions in compensation.....	14,597	5,547	18,600
01 Personal services (net).....	131,374	31,435	210,185

Expenses, selected officers and enlisted men, military service schools, etc.—Continued.

By objects	Obligations		
	Estimate, 1935	Estimate, 1934	Actual, 1933
OTHER OBLIGATIONS			
03 Subsistence.....	\$2,850	\$902	\$5,580
06 Travel expenses.....	28,162	7,216	44,641
Total other obligations.....	31,012	8,118	50,221
Grand total obligations.....	162,386	39,553	260,406
Transferred to—			
"Camps of instruction".....			+30,000
"Arms, uniforms, etc.".....			+10,000
Grand total obligations.....	162,386	39,553	300,406
Estimated savings and unobligated balances.....		319,747	18,794
Total estimate or appropriation.....	162,386	359,300	319,200

For pay of property and disbursing officers for the United States, **[\$75,500]** \$73,170 (*U.S.C., title 32, secs. 22, 42; U.S.C., Supp. VI, title 32, sec. 42; act Mar. 4, 1933, 47 Stat., p. 1589*).

Est. 1935, \$73,170

App. 1934, \$75,500

By objects	Obligations		
	Estimate, 1935	Estimate, 1934	Actual, 1933
Personal services.....	\$81,300	\$81,300	\$80,961
Deduct legislative reductions.....	8,130	12,195	5,591
01 Personal services (net).....	73,170	69,105	75,370
Received by transfer from "General expenses".....		-5,800	-1,161
Net total obligations.....	73,170	63,305	74,209
Estimated savings and unobligated balances.....		12,195	5,591
Total estimate or appropriation.....	73,170	75,500	79,800

For general expenses, equipment, and instruction, National Guard, including medical and hospital treatment authorized by law, and the hire (at a rate not to exceed \$1 per diem), repair, maintenance, and operation of motor-propelled passenger and non-passenger carrying vehicles **[\$730,776]** \$660,869 (*U.S.C., title 32, secs. 22, 42; U.S.C., Supp. VI, title 32, sec. 42; act Mar. 4, 1933, 47 Stat., p. 1589*).

Est. 1935, \$660,869

App. 1934, \$730,776

By objects	Obligations		
	Estimate, 1935	Estimate, 1934	Actual, 1933
Personal services.....	\$111,068	\$95,158	\$47,184
Deduct legislative reductions.....	11,107	14,274	5,525
01 Personal services (net).....	99,961	80,884	41,659
OTHER OBLIGATIONS			
02 Supplies and materials.....	447,655	316,855	336,372
05 Communication service.....	945	945	945
06 Travel expense.....	4,700	4,700	1,895
07 Transportation of things.....	40,000	25,000	32,219
11 Rents.....	50,908	50,908	57,291
12 Repairs and alterations (construction).....	15,000	15,000	26,717
22 Burial expenses.....	1,700	1,700	1,708
32 New construction.....			1,292
Total other obligations.....	560,908	415,108	458,439
Grand total obligations.....	660,869	495,992	500,095
Received by transfer from—			
"Armory drill pay".....			-29,072
"Forage".....			-1,733
"Travel".....			-1,000
Transferred to—			
Camps of instruction.....			+131,234
United States property and disbursing officers.....		+5,800	+1,161
Arms, uniforms, equipment, etc.....			+68,726
Net total obligations.....	660,869	501,792	669,414
Estimated savings and unobligated balances.....		228,984	5,570
Total estimate or appropriation.....	660,869	730,776	674,984

For travel of officers, warrant officers, and enlisted men of the Regular Army in connection with the National Guard, **[\$305,980]** \$171,880: *Provided*, That not to exceed \$2,000 of this sum shall be expended for travel of officers of the War Department General Staff in connection with the National Guard (*U.S.C., title 32, secs. 22, 42; U.S.C., Supp. VI, title 32, sec. 42; act Mar. 4, 1933, 47 Stat., p. 1589*).

Est. 1935, \$171,880

App. 1934, \$305,980

Travel of officers, warrant officers, and enlisted men of the Regular Army in connection with the National Guard—Continued.

By objects	Obligations		
	Estimate, 1935	Estimate, 1934	Actual, 1933
06 Travel expenses.....	\$171,880	\$54,200	\$168,990
Transferred to—			
Camps of instruction.....			+135,000
General expenses.....			+1,000
Arms, uniforms, equipment, etc.....			+21,905
Total obligations.....	171,880	54,200	326,895
Estimated savings and unobligated balance.....		251,780	824
Total estimate or appropriation.....	171,880	305,980	327,719

For transportation of equipment and supplies, **[\$225,000]** \$175,000 (U.S.C., title 32, secs. 22, 42; U.S.C., Supp. VI, title 32, sec. 42; act Mar. 4, 1933, 47 Stat., p. 1589).

Est. 1935, \$175,000

App. 1934, \$225,000

By objects	Obligations		
	Estimate, 1935	Estimate, 1934	Actual, 1933
07 Transportation of Federal property.....	\$175,000	\$100,000	\$213,667
Transferred to "Camps of instruction".....			+75,000
Transferred from "Forage".....			-13,964
Transferred from "Arms, uniforms, equipment, etc.".....			-50,000
Total obligations.....	175,000	100,000	224,703
Estimated savings and unobligated balances.....		125,000	297
Total estimate or appropriation.....	175,000	225,000	225,000

For expenses of enlisted men of the Regular Army on duty with the National Guard, including the hiring of quarters in kind, **[\$468,450]** \$283,498 (U.S.C., title 32, secs. 22, 42; U.S.C., Supp. VI, title 32, sec. 42; act Mar. 4, 1933, 47 Stat., p. 1589).

Est. 1935, \$283,498

App. 1934, \$468,450

By objects	Obligations		
	Estimate, 1935	Estimate, 1934	Actual, 1933
02 Supplies and materials.....	\$2,979	\$2,979	\$4,771
03 Subsistence.....	142,940	142,940	229,016
11 Rents.....	151,873	151,873	243,329
	297,792	297,792	477,116
Deduct legislative reductions.....	14,294	21,441	7,850
Grand total, obligations.....	283,498	276,351	469,266
Received by transfer from "Arms, uniforms, equipment, etc.".....			-7,116
Transferred to "Camps of instruction".....			+10,000
Net total obligations.....	283,498	276,351	472,150
Estimated savings and unobligated balances.....		192,099	7,850
Total estimate or appropriation.....	283,498	468,450	480,000

For pay of National Guard (armory drills), **[\$15,867,385]** of which \$2,000,000 shall be available immediately; **[\$9,334,101]** (U.S.C., title 32, secs. 22, 42; U.S.C., Supp. VI, title 32, sec. 42; act Mar. 4, 1933, 47 Stat., p. 1589).

Est. 1935, \$9,334,101

App. 1934, \$15,867,385

By objects	Obligations		
	Estimate, 1935	Estimate, 1934	Actual, 1933
Personal services.....	\$10,371,223	\$8,985,540	\$13,851,032
Deduct legislative reductions.....	1,037,122	1,347,831	519,414
01 Personal services (net).....	9,334,101	7,637,709	13,331,618
1934 appropriation obligated in 1933.....		+624,006	-624,006
Received by transfer from "Forage".....			-200,000
Received by transfer from "Arms, Uniforms, Equipment, etc.".....			-1,671,230
Transferred to "Camps of instruction".....			+200,000
Transferred to "General expenses".....			+29,072
Net total obligations.....	9,334,101	8,261,715	11,065,454
Estimated savings and unobligated balances.....		7,605,670	519,414
Total estimate or appropriation.....	9,334,101	15,867,385	11,584,868

No part of the appropriations made in this Act shall be available for pay, allowances, or traveling or other expenses of any officer or enlisted man of the National Guard who may be drawing a pension, disability allowance, disability compensation, or retired pay from the Government of the United States: *Provided*, That nothing in this provision shall be so construed as to prevent the application of funds herein contained to the pay, allowances, or traveling expenses of any officer or enlisted man of the National Guard who may surrender said pension, disability allowance, disability compensation, or retired pay for the period of his service in the National Guard: *Provided further*, That present adjutants general who may be drawing such emoluments may be continued in a federally recognized status without pay under this Act (act Mar. 4, 1933, 47 Stat., p. 1589).

ARMS, UNIFORMS, EQUIPMENT, ETC., FOR FIELD SERVICE, NATIONAL GUARD

To procure by purchase or manufacture and issue from time to time to the National Guard, upon requisition of the governors of the several States and Territories or the commanding general, National Guard of the District of Columbia, such military equipment and stores of all kinds and reserve supply thereof **[(not to exceed \$1,000,000 for ammunition)]** as are necessary to arm, uniform, and equip for field service the National Guard of the several States, Territories, and the District of Columbia, and to repair such of the aforementioned articles of equipage and military stores as are or may become damaged when, under regulations prescribed by the Secretary of War, such repair may be determined to be an economical measure and as necessary for their proper preservation and use, **[\$4,523,806]**, of which not to exceed \$775,075 shall be available for the production and purchase of new airplanes and their equipment, spare parts and accessories, **[\$2,355,541]**, and all of the sums appropriated in this Act on account of the National Guard shall be accounted for as one fund: *Provided*, That funds now and herein made available to the **[Militia]** National Guard Bureau may be used for the purchase of motor-propelled trucks, including station wagon types, for field-artillery use of the National Guard, at a cost of not to exceed \$750 per vehicle: *Provided further*, That the Secretary of War is hereby authorized to issue surplus or reserve stores and material on hand and purchased for the United States Army such articles of clothing and equipment and Field Artillery, Engineer, and Signal material and ammunition as may be needed by the National Guard organized under the provisions of the Act entitled "An Act for making further and more effectual provision for the national defense, and for other purposes," approved June 3, 1916 (U.S.C., title 32, sec. 21), as amended. This issue shall be made without charge against militia appropriations except for actual expenses incident to such issue (U.S.C., title 32, secs. 22, 42; U.S.C., Supp. VI, title 32, sec. 42; act Mar. 4, 1933, 47 Stat., p. 1590).

Est. 1935, \$2,355,541

App. 1934, \$4,523,806

By objects	Obligations		
	Estimate, 1935	Estimate, 1934	Actual, 1933
02 Supplies and materials.....	\$1,664,291	\$2,059,586	\$2,837,078
30 Equipment.....	691,250	1,006,600	2,065,546
Total obligations.....	2,355,541	3,066,186	4,902,624
1934 appropriation obligated in 1933.....		+705,154	-705,154
Received by transfer from—			
Forage.....			-83,277
Schools.....			-10,000
General expenses.....			-68,726
Travel.....			-21,905
Transferred to—			
Camps.....			+143,785
Transportation.....			+50,000
Sergeant instructors.....			+7,116
Armory drill pay.....			+1,671,230
Net total obligations.....	2,355,541	3,771,340	5,885,693
Estimated savings and unobligated balances.....		752,466	1,156
Total estimate or appropriation.....	2,355,541	4,523,806	5,886,849

BY ACTIVITIES OR PROJECTS			
1. Procurement of forage.....	585,537	541,566	640,702
2. Compensation of help.....	1,810,263	1,726,962	1,836,263
3. Expenses, camps of instruction.....	8,698,440	8,676,383	9,357,948
4. Command post exercises.....			9,000
5. Construction and maintenance, concurrent camps.....	40,000	30,100	38,128
6. Construction work at camps.....		10,000	10,414
7. Maintenance and repair work, camps.....	150,000	25,000	110,901
8. Military service schools.....	162,386	45,100	260,406
9. Pay, United States property and disbursing officers.....	73,170	69,105	75,370
10. Pay, officers on duty in the War Department.....	63,961	60,408	26,581

Arms, uniforms, equipment, etc., for field service, National Guard—
Continued.

By objects	Obligations		
	Estimate, 1935	Estimate, 1934	Actual, 1933
BY ACTIVITIES OR PROJECTS—Continued			
11. Employment of range keepers.....	\$31,500	\$29,750	\$16,419
12. Target-range leases.....	50,908	50,908	57,291
13. Target-range construction.....			1,292
14. Target-range maintenance and repair.....	15,000	15,000	26,120
15. Alteration, renovation, and repair, articles of the uniform.....	120,000	50,000	127,384
16. Maintenance of organizational equipment.....	80,000	40,000	54,539
17. Gasoline and oil, armory training.....	220,000	200,000	130,681
18. Office equipment, supplies, etc.....	20,000	25,000	14,032
19. Intrastate transportation.....	40,000	25,000	31,821
20. Pay of Air Corps personnel injured.....	4,500	5,000	1,502
21. Miscellaneous expenses.....	5,000	5,000	4,437
22. Correspondence courses.....	10,000	10,000	7,999
23. Pay, etc., officers, Air Corps, on duty with Regular Army.....			
24. Travel, visits of instruction.....	80,180		58,611
25. Travel, camps of instruction.....	46,700	36,100	67,827
26. Travel, change of station.....	8,000	8,000	7,974
27. Miscellaneous travel, corps areas and departments.....	32,000	5,100	26,844
28. Travel, officers on duty in War Department.....	5,000	5,000	7,734
29. Transportation of Federal property.....	175,000	100,000	213,667
30. Expenses, sergeant instructors.....	283,498	297,792	469,266
31. Armory drill pay.....	9,334,101	8,985,540	13,331,618
32. Articles of the uniform.....	500,000	694,000	997,191
33. Quartermaster motor equipment, supplies, and repairs.....	150,000	200,000	156,884
34. Musical instruments, supplies, and repairs.....	25,000	25,000	41,053
35. Miscellaneous quartermaster equipment, supplies, and repairs.....	100,000	69,685	148,565
36. Ammunition for the National Guard.....	500,000	800,100	1,014,983
37. Chemical Warfare Service equipment, supplies, and repairs.....	16,900	16,900	28,639
38. Ordnance equipment, supplies, and repairs.....	543,569	384,230	565,692
39. Procurement of airplanes.....		250,100	666,453
40. Air Corps equipment, supplies, and repairs.....	325,000	491,171	392,780
41. Signal Corps equipment, supplies, and repairs.....	135,072	100,000	154,387
42. Engineers equipment, supplies, and repairs.....	20,000	10,000	17,239
43. Medical equipment, supplies, and repairs.....	40,000	25,000	55,558
44. New motor equipment.....			663,200
Total.....	24,500,685	24,144,000	31,925,395

No appropriation contained in this Act shall be available for any expense for or on account of a larger number of mounted and medical units, and motor transport, military police, wagon and service companies of the National Guard than were in existence on June 30, 1932 (*act Mar. 4, 1933, 47 Stat., p. 1590*).

National Industrial Recovery, War, National Guard Bureau, 1933-35—

By objects	Obligations		
	Estimate, 1935	Estimate, 1934	Actual, 1933
PERSONAL SERVICES			
01 Personal services (net).....		\$146,703	
OTHER OBLIGATIONS			
32 Buildings, construction of.....		1,262,218	
06 Travel expenses.....		20,000	
12 Repairs and alterations.....		802,247	
13 Special and miscellaneous current expenses.....		7,456	
Total, other obligations.....		2,091,921	
Grand total obligations.....		2,238,624	
Received by transfer from Federal Emergency Administration of Public Works.....		-2,238,624	
BY ACTIVITIES OR PROJECTS			
1. Fort McClellan, Ala.: Construction tent floors, storehouses, lavatories, bathhouses, latrines, and warehouse and miscellaneous repairs.....		123,764	
2. Flagstaff, Ariz.: Construction tent floors, water tank, and incinerator, and miscellaneous repairs.....		26,755	
3. Camp Pike, Ark.: Construction warehouse and miscellaneous repairs.....		34,450	

National Industrial Recovery, War, National Guard Bureau, 1933-35—Continued.

By objects	Obligations		
	Estimate, 1935	Estimate, 1934	Actual, 1933
BY ACTIVITIES OR PROJECTS—Continued			
4. San Luis Obispo, Calif.: Construction of photo and supply building, bathhouse and latrine, storage tent floors, and miscellaneous repairs.....			\$16,609
5. Golden, Colo.: Miscellaneous repairs.....			3,019
6. Stone Ranch Conn.: Construction tent floors, bathhouse and latrine, and warehouse.....			32,275
7. Niantic, Conn.: Construction of bathhouses and latrines.....			8,000
8. Bethany Beach, Del.: Construction of storehouse and incinerator and miscellaneous repairs.....			14,550
9. Camp Simms, D.C.: Construction septic tanks, kitchens and messhall, magazine, warehouses and artillery sheds, and miscellaneous repairs.....			66,945
10. Camp Foster, Fla.: Construction kitchens and messhalls.....			35,550
11. Key West, Fla.: Construction kitchens and messhalls, bathhouses and latrines, miscellaneous repairs.....			22,930
12. Fort Oglethorpe, Ga.: Construction of bathhouse and latrine, warehouse, and miscellaneous repairs.....			11,664
13. Schofield Barracks, Hawaii: Construction of infirmary, incinerator, bathhouses and latrines, and miscellaneous repairs.....			28,597
14. Kulihouou Valley, Oahu Island, Hawaii: Construction of rifle range, with pits and target house.....			19,000
15. New Camp, Paukukalo, Maui, Hawaii: Construction kitchens and mess halls.....			30,000
16. Boise Barracks, Idaho: Construction kitchens and mess halls and tent floors, and miscellaneous repairs.....			3,100
17. Camp Grant, Ill.: Construction pump house, warehouse and miscellaneous repairs.....			95,100
18. Local target ranges (Shelby, Anderson, Wayne, and New Castle, Ind.).....			3,560
19. Camp Dodge, Iowa: Construction of mess halls, and miscellaneous repairs.....			21,804
20. Fort Riley, Kans.: Construction tent floors, infirmary, bathhouses and latrines and miscellaneous repairs.....			25,236
21. Fort Knox, Ky.: Construction kitchen and mess hall, aviation, bathhouses and latrines, lavatories, and miscellaneous repairs.....			37,794
22. Camp Beauregard, La.: Construction kitchens and mess halls, bathhouses and latrines, infirmary, ordnance shop, warehouses and miscellaneous repairs.....			65,848
23. Camp Keyes, Maine: Construction magazines and miscellaneous repairs.....			27,800
24. Fort Williams, Maine: Construction of gun shed.....			2,934
25. Fort Geo. G. Meade, Md.: Construction of messhall and storeroom.....			4,000
26. Cascade, Md.: Construction concrete tent floors, fence around reservoir, kitchens and messhalls, bathhouse and latrine, storehouse, and miscellaneous repairs.....			38,100
27. Camp Curtis Guild, Mass.: Miscellaneous repairs.....			5,500
28. Fort Devens, Mass.: Miscellaneous repairs.....			33,279
29. Camp Grayling, Mich.: Construction messhalls, concrete floors, chlorination basin for sewage, garbage disposal plant, infirmary, operations building and machine and repair shop, aviation and miscellaneous repairs.....			54,700
30. New Camp, Miss.: Construction of water system, small arms range, sewer system, warehouse, storehouses, infirmary, incinerator and administration building, and miscellaneous repairs.....			62,300
31. Camp Clark, Mo.: Miscellaneous repairs, and construction of infirmary.....			33,637
32. Fort Wm. Harrison, Mont.: Construction of storehouse.....			4,500
33. Ashland, Nebr.: Construction tent floors, concrete.....			21,200
34. Webster, N.H.: Construction tent floors.....			700
35. Sea Girt, N.J.: Construction concrete garbage stands.....			825
36. Las Vegas, N. Mex.: Construction bathhouse and latrine, infirmary and miscellaneous repairs.....			16,455
37. Peekskill, N.Y.: Construction shed, telephone target range, bathhouses and latrines, magazine, and tent floors.....			57,300

National Industrial Recovery, War, National Guard Bureau,
1933-35—Continued.

By objects	Obligations		
	Estimate, 1935	Estimate, 1934	Actual, 1933
By ACTIVITIES OR PROJECTS—Continued			
38. Pine Camp, N.Y.: Construction warehouse, corral, stable, storehouses, bathhouse and latrine, loading platform		\$43,135	
39. Fort H. G. Wright, N.Y.: Construction underground cable and miscellaneous repairs		41,335	
40. Fort Terry, N.Y.: Miscellaneous repairs		660	
41. Camp Glenn, N.C.: Unloading platform and miscellaneous repairs		3,975	
42. Fort Bragg, N.C.: Construction gun shed, concrete floor, kitchens and messhalls		11,181	
43. Camp Grafton, N.Dak.: Construction incinerator and magazine		7,350	
44. Camp Perry, Ohio: Construction latrines, bathhouses, kitchens and messhalls		56,800	
45. Fort Sill, Okla.: For construction of infirmary and warehouse, and miscellaneous repairs		41,285	
46. Local target ranges, Allen and Oklahoma City, Okla.		1,089	
47. Camp Clatsop, Oreg.: Construction building, bathhouses and latrines, kitchens and mess halls, infirmary, electric light system, and tent floors, and repairs, miscellaneous		41,930	
48. Carlisle Barracks, Pa.: Miscellaneous repairs		750	
49. Middletown Air Depot, Pa.: Miscellaneous repairs		600	
50. New Camp, Pa.: Construction of concrete platforms, bathhouse and latrine, water system, warehouses		203,200	
51. Quonsett Point, R.I.: Construction officers' lavatory, sanitary iceboxes, mess halls, tent floors, storehouse, guardhouse, and miscellaneous repairs		27,860	
52. Camp Jackson, S.C.: Construction kitchens and mess halls, bathhouses and latrines, camp infirmary, warehouse, storehouse		18,700	
53. Fort Moultrie, S.C.: Construction gun sheds, and miscellaneous repairs		3,539	
54. Camp Jackson, S.C.: Miscellaneous repairs		800	
55. New Camp, S.Dak.: Construction warehouse and gun shed, water system, sewer system, kitchens, and mess halls		49,000	
56. Camp Peavy, Tenn.: Construction kitchens and mess hall, concrete tent floors, and administration building		11,700	
57. Palacios, Tex.: Construction reservoir, concrete tent floors, kitchens and mess halls, electric-light system, and miscellaneous repairs		114,343	
58. Camp W. G. Williams, Utah: Construction kitchens and mess halls and miscellaneous repairs		47,351	
59. Vermont State Camp, Vt.: Replace administration building, and miscellaneous repairs		7,750	
60. Virginia Beach, Va.: Construction kitchens and mess halls, infirmary, bathhouses, and latrines		60,120	
61. Camp Murray, Wash.: Construction kitchens, mess halls, bathhouses, and latrines, and miscellaneous repairs		23,140	
62. Camp Conley, W.Va.: Construction latrine and storage building, and miscellaneous repairs		5,800	
63. Camp Dawson, W.Va.: Construction reservoir and extend pipe line, latrine, storage building, and mess halls		13,300	
64. Camp Williams, Wis.: Construction septic tanks, well, and equipment, kitchens and mess halls, and miscellaneous repairs		139,600	
65. Camp Ripley, Minn.: Construction bathhouses, latrines, kitchens, warehouses, and miscellaneous repairs		138,164	
66. General overhead: Clerical hire, traveling expenses, and miscellaneous supplies and equipment		34,456	
Total		2,238,624	

Total under National Guard Bureau, annual appropriations, general fund:

Estimate 1935, \$24,500,685

Appropriated 1934, \$35,484,864

ORGANIZED RESERVES

Organized Reserves—

For pay and allowances of members of the Officers' Reserve Corps on active duty in accordance with law; mileage, reimbursement of actual traveling expenses, or per diem allowances in lieu thereof, as authorized by law: *Provided*, That the mileage allowance to members of the Officers' Reserve Corps when called into active service for training for fifteen days or less shall not exceed 4 cents per mile; pay, transportation, subsistence, clothing, and medical and hospital treatment of members of the Enlisted Reserve Corps; conducting correspondence or extension courses for instruction of members of the Reserve Corps, including necessary supplies, procurement of maps and textbooks, and transportation and traveling expenses of employees; purchase of training manuals, including Government publications and blank forms, subscriptions to magazines and periodicals of a professional or technical nature; establishment, maintenance, and operation of divisional and regimental headquarters and of camps for training of the Organized Reserves; for miscellaneous expenses incident to the administration of the Organized Reserves, including the maintenance and operation of motor-propelled passenger-carrying vehicles; for the actual and necessary expenses, or per diem in lieu thereof, at rates authorized by law, incurred by officers and enlisted men of the Regular Army traveling on duty in connection with the Organized Reserves; for expenses incident to the use, including upkeep and depreciation costs, of supplies, equipment, and [material] *matériel* furnished in accordance with law from stocks under the control of the War Department, except that not to exceed \$334,425; \$308,400 of this appropriation shall be available for expenditure by the Chief of the Air Corps for the production and purchase of new airplanes and their equipment, spare parts, and accessories; for transportation of baggage, including packing and crating, of reserve officers ordered to active duty for not less than six months; for the medical and hospital treatment of members of the Officers' Reserve Corps and of the Enlisted Reserve Corps, who suffer personal injury or contract disease in line of duty, as provided by the Act of April 26, 1928 (U.S.C., Supp. VI, title 10, secs. 451, 455), and for such other purposes in connection therewith as are authorized by the said Act, including pay and allowances, subsistence, transportation, and burial expenses; in all, \$6,354,348; \$3,986,859, and no part of such total sum shall be available for any expense incident to giving flight training to any officer of the Officers' Reserve Corps unless he shall be found physically and professionally qualified to perform aviation service as an aviation pilot, by such agency as the Secretary of War may designate: *Provided*, That not to exceed \$100,000 of this appropriation may be used for establishment and maintenance of divisional and regimental headquarters.

None of the funds appropriated elsewhere in this Act, except for printing and binding, *field exercises*, and for pay and allowances of officers and enlisted men of the Regular Army, and for mileage, reimbursement of actual traveling expenses, or per diem allowances in lieu thereof, as authorized by law, to Air Corps reserve officers on extended active duty, shall be used for expenses in connection with the Organized Reserves, but available supplies and existing facilities at military posts shall be utilized to the fullest extent possible.

No part of the appropriation made in this Act shall be available for pay, allowances, or traveling or other expenses of any officer of the Organized Reserves who may be drawing a pension, disability allowance, disability compensation, or retired pay from the Government of the United States.

No portion of the appropriation shall be expended for the pay of a reserve officer on active duty for a longer period than fifteen days, except such as may be detailed for duty with the War Department General Staff under section 3a and section 5 (b) of the Army Reorganization Act approved June 4, 1920 (U.S.C., title 10, secs. 26, 37), or who may be detailed for courses of instruction at the general or special service schools of the Army, or who may be detailed for duty as instructors at civilian military training camps, appropriated for in this Act, or who may be detailed for duty with tactical units of the Air Corps, as provided in section 37a of the Army Reorganization Act approved June 4, 1920 (U.S.C., title 10, sec. 369): *Provided*, That the pay and allowances of such additional officers and nurses of the Medical Reserve Corps as are required to supplement the like officers and nurses of the Regular Army in the care of beneficiaries of the United States Veterans' Administration treated in Army hospitals may be paid from the funds allotted to the War Department by that [bureau] administration under existing law (U.S.C., title 10, secs. 26, 37, 362, 366, 367, 369, 427; U.S.C., Supp. VI, title 10, secs. 451, 455; act Mar. 4, 1933, 47 Stat., pp. 1590-1591).

Annual appropriation, general fund:

Estimate 1935, \$3,986,859

Appropriated 1934, \$6,354.34

Organized Reserves—Continued.

By objects	Obligations		
	Estimate, 1935	Estimate, 1934	Actual, 1933
PERSONAL SERVICES			
Pay and allowances, reserve officers for not exceeding 15 days.....	\$1,701,000	\$1,262,111	\$2,525,456
Pay and allowances, reserve officers for more than 15 days.....	709,403	593,674	1,067,047
Total personal services.....	2,410,403	1,855,785	3,592,503
Deduct legislative reductions.....	241,040	278,367	287,307
01 Personal services (net).....	2,169,363	1,577,418	3,305,196
OTHER OBLIGATIONS			
02 Supplies and materials.....	152,930	330,944	814,886
04 Care of vehicles, other than repair work.....	2,000	1,000	1,000
05 Communication service.....	31,753	29,049	24,953
06 Travel expenses.....	459,780	350,747	579,563
07 Transportation of supplies.....	21,813	21,295	35,390
08 Printing and binding, engraving, lithographing, photographing, and type-writing service.....	9,700	9,700	7,500
10 Furnishing heat, light, power, water, etc.....	7,211	5,426	11,513
11 Rents.....	75,088	91,066	103,336
12 Repairs and alterations.....	57,257	25,177	60,209
13 Special and miscellaneous current expenses.....	941,834	695,740	1,014,132
30 Equipment.....	46,410	45,759	57,763
32 Construction.....	11,120	747	11,600
Total other obligations.....	1,817,496	1,606,650	2,721,845
Grand total obligations.....	3,986,859	3,184,068	6,027,041
Estimated savings and unobligated balances.....		3,170,280	327,307
Total estimate or appropriation.....	3,986,859	6,354,348	6,354,348
By Projects			
1. 14 days' training.....	1,993,328	1,576,937	3,588,466
3. More than 15-day training, other than with Air Corps.....	209,314	86,000	348,964
4. Air Reserve officers on extended active duty with tactical units of the Air Corps, Regular Army.....	489,298	450,000	748,774
5. Enlisted Reserve Corps.....	100	100	100
6. Organized Reserve Headquarters.....	182,812	188,150	190,000
7. Travel of Regular Army personnel on duty with Organized Reserves.....	164,167	149,250	111,950
8. Active and inactive duty flying.....	821,640	610,431	897,322
9. Extension courses.....	100,000	100,000	100,000
10. Manuals.....	10,000	10,000	8,145
11. Maintenance of automobiles for organized Reserve Headquarters.....	15,000	12,000	32,120
12. Army Regulations for individual Reserve officers.....	1,200	1,200	1,200
Total.....	3,986,859	3,184,068	6,027,041

CITIZENS' MILITARY TRAINING

Reserve Officers' Training Corps—

For the procurement, maintenance, and issue, under such regulations as may be prescribed by the Secretary of War, to institutions at which one or more units of the Reserve Officers' Training Corps are maintained, of such public animals, means of transportation, supplies, tentage, equipment, and uniforms as he may deem necessary, including cleaning and laundering of uniforms and clothing at camps; and to forage, at the expense of the United States, public animals so issued, and to pay commutation in lieu of uniforms at a rate to be fixed annually by the Secretary of War; for transporting said animals and other authorized supplies and equipment from place of issue to the several institutions and training camps and return of same to place of issue when necessary; for purchase of training manuals, including Government publications and blank forms; for the establishment and maintenance of camps for the further practical instruction of the members of the Reserve Officers' Training Corps, and for transporting members of such corps to and from such camps, and to subsist them while traveling to and from such camps and while remaining therein so far as appropriations will permit, or, in lieu of transporting them to and from such camps and subsisting them while en route, to pay them travel allowance at the rate of 5 cents per mile for the distance by the shortest usually traveled route from the places from which they are authorized to proceed to the camp and for the return travel thereto, and to pay the return travel pay in advance of the actual performance of the travel; for expenses incident to the use, including upkeep and depreciation costs, of supplies, equipment, and matériel furnished in accordance with law from stocks under the control of the War

Department; for pay for students attending advanced camps at the rate prescribed for soldiers of the seventh grade of the Regular Army; for the payment of commutation of subsistence to members of the senior division of the Reserve Officers' Training Corps, at a rate not exceeding the cost of the garrison ration prescribed for the Army, as authorized in the Act approved June 3, 1916, as amended by the Act approved June 4, 1920 (U.S.C., title 10, sec. 387); for medical and hospital treatment until return to their homes and further medical treatment after arrival at their homes, subsistence during hospitalization and until furnished transportation to their homes, and transportation when fit to travel to their homes of members of the Reserve Officers' Training Corps who suffer personal injury or contract disease in line of duty while en route to or from and while at camps of instruction under the provisions of section 47a of the National Defense Act approved June 3, 1916 (U.S.C., title 10, sec. 441), as amended, and for the cost of preparation and transportation to their homes and burial expenses of the remains of members of the Reserve Officers' Training Corps who die while attending camps of instruction as provided in the Act approved April 26, 1928 (U.S.C., Supp. [VI] VI, title 10, sec. 455); for mileage, traveling expenses, or transportation, for transportation of dependents, and for packing and transportation of baggage, as authorized by law, for officers, warrant officers, and enlisted men of the Regular Army traveling on duty pertaining to or on detail to or relief from duty with the Reserve Officers' Training Corps; for the maintenance, repair, and operation of motor vehicles, [§3,466,531] \$3,108,701, of which \$400,000 shall be available immediately: *Provided*, That the Secretary of War is authorized to issue, without charge, in lieu of purchase, for the use of the Reserve Officers' Training Corps, so many horses now belonging to the Regular Army as he may consider desirable: *Provided*, That uniforms and other equipment or material issued to the Reserve Officers' Training Corps in accordance with law shall be furnished from surplus or reserve stocks of the War Department without payment from this appropriation, except for actual expense incurred in the manufacture or issue: *Provided further*, That in no case shall the amount paid from this appropriation for uniforms, equipment, or material furnished to the Reserve Officers' Training Corps from stocks under the control of the War Department be in excess of the price current at the time the issue is made: *Provided further*, That none of the funds appropriated in this Act shall be used for the organization or maintenance of an additional number of mounted, motor transport, or tank units in the Reserve Officers' Training Corps in excess of the number in existence on January 1, 1928: *Provided further*, That none of the funds appropriated in this Act shall be available for any expense on account of any student in Air Corps, [Medical Corps, Dental Corps, or Veterinary] units not a member of such units on May 5, 1932, but such stoppage of further enrollments shall not interfere with the maintenance of existing units: *Provided further*, That none of the funds appropriated elsewhere in this Act, except for printing and binding and pay and allowances of officers and enlisted men of the Regular Army, shall be used for expenses in connection with the Reserve Officers' Training Corps (U.S.C., title 10, secs. 381-385, 387-390, 441, 443, 444, 454; U.S.C., Supp. VI, title 10, secs. 451, 455; act Mar. 4, 1933, 47 Stat., pp. 1592-1593).

Estimate 1935, \$3,108,701

Appropriated 1934, \$3,466,531

By objects	Obligations		
	Estimate, 1935	Estimate, 1934	Actual, 1933
PERSONAL SERVICES, FIELD			
Pay of civilian employees at camps (temporary employees, field).....	\$24,046	\$24,046	\$24,476
Pay of nurses at camps (temporary employees, field).....	4,140	4,140	3,740
All personal services, field.....	28,186	28,186	28,216
Pay of students while at camps.....	211,680	151,200	214,330
Deduct legislative reductions.....	239,866	179,386	242,546
Total cash paid salaries and wages.....	23,987	29,214	15,750
Veterinary treatment.....	215,879	150,172	226,796
	1,836	1,836	1,817
01 Personal services (net).....	217,715	152,008	228,613
OTHER OBLIGATIONS			
Supplies and materials:			
0240 Clothing.....	783,197	676,863	1,183,215
0250 Forage for animals at institutions.....	170,000	160,000	155,457
0270 Ammunition.....	38,736	187,499	347,025
0280 Other supplies and materials.....	107,245	123,556	125,573
02 Total supplies and materials.....	1,099,178	1,147,918	1,811,274

Reserve Officers' Training Corps—Continued.

By objects	Obligations		
	Estimate, 1935	Estimate, 1934	Actual, 1933
OTHER OBLIGATIONS—continued			
Subsistence and support of persons:			
0330 Subsistence at camps.....	\$166,320	\$108,000	\$160,368
0340 Commutation of subsistence.....	988,237	697,938	1,174,034
03 Total subsistence and support of persons.....	1,154,557	805,938	1,334,402
04 Subsistence and care of animals and storage and care of vehicles.....	10,050	10,050	11,578
05 Communication service.....	720	500	683
06 Travel expenses.....	281,457	258,400	247,328
07 Transportation of things.....	76,600	66,000	76,395
10 Furnishing heat, light, power, water, etc.....	7,000	1,700	5,732
11 Rental of land.....	500	500	3,992
12 Repairs and alterations.....	100,162	79,000	105,325
13 Special and miscellaneous current expenses.....	93,382	58,196	85,704
30 Equipment.....	52,714	40,790	58,711
32 Structures and parts and nonstructural improvements to land.....	14,666		32,248
Total other obligations.....	2,890,986	2,468,992	3,773,372
Grand total obligations.....	3,108,701	2,621,000	4,001,985
Estimated savings and unobligated balances.....		845,531	77,499
Total estimate or appropriation.....	3,108,701	3,466,531	4,079,484
BY PROJECTS			
1. Pay of students and civilian employees, including nurses at camps.....	215,879	150,172	226,796
2. Medical and veterinary treatment.....	2,336	2,336	2,317
3. Subsistence.....	1,154,557	805,938	1,334,402
4. Ammunition.....	35,000	186,080	345,476
5. Nonpersonal service.....	68,441	61,151	70,671
6. Transportation of supplies, equipment, and animals.....	76,600	66,000	76,395
7. Travel of persons.....	281,457	258,400	247,328
8. Repair and overhaul to motor vehicles at institutions.....	8,000	8,000	9,900
9. Repair and overhaul of equipment (other than motor vehicles) at institutions.....	66,508	60,000	67,508
10. Preparation of camps.....	40,320	10,000	60,165
11. Rental of land.....	500	500	3,992
Supplies and equipment:			
12. Air Corps.....	None	None	None
13. Chemical Warfare Service.....	3,900	1,583	1,714
14. Engineers.....	7,250	7,000	8,800
15. Medical.....	2,700	2,360	2,819
16. Ordnance.....	25,600	25,600	25,600
17. Quartermaster.....	1,031,437	916,572	1,430,678
18. Signal.....	12,000	12,000	18,730
19. Service charges.....	76,216	47,308	68,694
Total.....	3,108,701	2,621,000	4,001,985

Military Supplies and Equipment for Schools and Colleges—

For the procurement and issue as provided in section 55c of the Act approved June 4, 1920 (U.S.C., title 10, sec. 1180), and in section 1225, Revised Statutes, as amended, under such regulations as may be prescribed by the Secretary of War, to schools and colleges, other than those provided for in section 40 of the Act above referred to, of such arms, tentage, and equipment, and of ammunition, targets, and target materials, including the transporting of same, and the overhauling and repair of articles issued, as the Secretary of War shall deem necessary for proper military training in said schools and colleges, \$8,900 (U.S.C., title 10, sec. 1180; act Mar. 4, 1933, 47 Stat., p. 1593).

Estimate 1935, \$8,900

Appropriated 1934, \$8,900

By objects	Obligations		
	Estimate, 1935	Estimate, 1934	Actual, 1933
02 Supplies and materials.....	\$4,500	\$4,500	\$4,103
07 Transportation of supplies.....	700	700	403
12 Repair and overhaul of equipment.....	2,400	2,400	2,416
13 Packing and crating (service).....	200	200	158
30 Targets and accessories for target practice.....	1,100	1,100	1,448
Total obligations.....	8,900	8,900	8,528
Estimated savings and unobligated balances.....			372
Total estimate or appropriation.....	8,900	8,900	8,900

Citizens' Military Training Camps—

For furnishing, at the expense of the United States, to warrant officers, enlisted men, and civilians attending training camps maintained under the provisions of section 47d of the National Defense Act of June 3, 1916, as amended (U.S.C., title 10, sec. 442), uniforms, including altering, fitting, washing, and cleaning when necessary, subsistence, or subsistence allowances, and transportation, or transportation allowances, as prescribed in said section 47d, as amended; for such expenditures as are authorized by said section 47d as may be necessary for the establishment and maintenance of said camps, including recruiting and advertising therefor, and the cost of maintenance, repair, and operation of passenger-carrying vehicles; for expenses incident to the use, including upkeep and depreciation costs, of supplies, equipment, and matériel furnished in accordance with law from stocks under the control of the War Department; for gymnasium and athletic supplies (not exceeding \$20,000); for mileage, reimbursement of traveling expenses, or allowance in lieu thereof as authorized by law, for officers of the Regular Army and Organized Reserves, and for the travel expenses of enlisted men of the Regular Army, traveling on duty in connection with citizens' military training camps; for purchase of training manuals, including Government publications and blank forms; for medical and hospital treatment, subsistence, and transportation, in case of injury or disease contracted in line of duty, of members of the citizens' military training camps and for transportation and burial of remains of any such members who die while undergoing training or hospital treatment, as provided in the Act of April 26, 1928 (U.S.C., Supp. [V] VI, title 10, secs. 454, 455); in all, \$2,500,000. **§987,213: Provided,** That the funds herein appropriated shall not be used for the training of any person in the first year or lowest course, who shall have reached his twenty-fourth birthday before the date of enrollment: *Provided further,* That none of the funds appropriated elsewhere in this Act except for printing and binding and for pay and allowances of officers and enlisted men of the Regular Army shall be used for expenses in connection with citizens' military training camps: *Provided further,* That uniforms and other equipment or matériel furnished in accordance with law for use at citizens' military training camps shall be furnished from surplus or reserve stocks of the War Department without payment from this appropriation, except for actual expense incurred in the manufacture or issue: *Provided further,* That in no case shall the amount paid from this appropriation for uniforms, equipment, or matériel furnished in accordance with law for use at citizens' military training camps from stocks under control of the War Department be in excess of the price current at the time the issue is made (U.S.C., title 10, secs. 442, 454; U.S.C., Supp. VI, title 10, secs. 454, 455; act Mar. 4, 1933, 47 Stat., pp. 1593-1594).

Estimate 1935, \$987,213

Appropriated 1934, \$2,500,000

By objects	Obligations					
	Estimate, 1935		Estimate, 1934		Actual, 1933	
PERSONAL SERVICES, FIELD	Posi- tions	Av. salary	Posi- tions	Av. salary	Posi- tions	Av. salary
Clerical, administrative, and fiscal service:						
Grade 6. Clerk.....	1	\$2,600	1	\$2,600	1	\$2,700
Grade 5. Clerk.....	6	1,950	6	1,950	6	1,950
Grade 4. Clerk.....	10.5	1,737	10.5	1,737	10.5	1,737
Grade 3. Clerk.....	1	1,740	1	1,740	1	1,740
Addressograph operator.....	12.5	1,522	12.5	1,522	13	1,521
Grade 2. Clerk.....	2	1,530	2	1,530	2	1,530
Multigraph operator.....	1	1,500	1	1,500	1	1,500
Clerk-dictaphone operator.....	1.5	1,320	1.5	1,320	2	1,305
Grade 1. Clerk.....	1	1,380	1	1,380	1	1,380
Multigraph operator.....						
Total permanent, field.....	36.5	61,220	36.5	61,220	38.5	65,300
Deduct lapses.....						4,185
Net permanent, field.....		61,220		61,220		61,115
Temporary employees, field.....		66,646		80,730		127,014
All personal services, field.....		127,866		141,950		188,129
Deduct legislative reductions.....		12,787		21,285		18,812
01 Personal services (net).....		115,079		120,665		169,317
OTHER OBLIGATIONS						
Supplies and materials:						
0200 Stationery (including printed forms and letterheads).....		7,000		7,500		10,434
0202 Sundry office supplies.....		4,260		4,600		7,690
0204 Photostatic and photographic supplies.....		220		410		477
0205 Cleaning, preserving, sanitary, and toilet supplies.....		5,310		9,368		13,465
0210 Medical and hospital supplies.....		4,000		5,050		10,477
0220 Scientific and educational supplies.....		755		1,756		2,025
0230 Fuel.....		11,802		17,366		29,167
0240 Clothing (including insignia and lapel buttons).....		65,100		38,545		116,862
0270 Ammunition.....				33,250		95,651
0280 Sundry supplies.....		12,070		17,250		23,486
02 Total supplies and materials.....		110,517		135,095		309,734

Citizens' Military Training Camps—Continued.

By objects	Obligations		
	Estimate, 1935	Estimate, 1934	Actual, 1933
OTHER OBLIGATIONS—continued			
03 Subsistence.....	\$231,000	\$206,250	\$571,645
04 Vehicles (motor-driven), storage and care (service).....	100	100	127
05 Communication service.....	2,041	2,965	5,237
06 Travel expenses.....	303,550	304,370	668,344
07 Transportation of things (service).....	8,015	8,683	14,639
08 Printing and binding, engraving, lithographing, photographing, and type-writing (service) (job work).....	6,400	6,200	11,701
09 Advertising.....	2,030	2,030	3,412
10 Furnishing of heat, light, power, water, and electricity (service).....	15,000	18,000	23,614
11 Rents.....	4,000	4,000	3,838
12 Repairs and alterations.....	62,450	63,400	248,316
Special and miscellaneous current expenses:			
1370 Reimbursement for the use, including upkeep and depreciation costs, of supplies, equipment, and matériel furnished from War Department stocks.....	65,686	66,143	146,936
1373 Laundry service.....	24,920	24,422	61,018
1375 Garbage removal (service).....	400	400	781
1378 Packing and crating (service).....	8,000	8,250	18,440
1379 Medical and hospital treatment (including dental treatment and vaccination).....	1,200	1,200	2,078
13 Total special and miscellaneous current expenses.....	100,206	100,415	229,253
22 Burial expenses (including transportation of remains when paid in one payment).....	400	400	368
30 Equipment.....	11,125	14,327	24,673
32 Structures and parts and nonstructural improvements to land.....	15,300	13,100	64,458
Total other obligations.....	872,134	879,335	2,179,359
Grand total obligations.....	987,213	1,000,000	2,348,676
Estimated savings and unobligated balances.....		1,500,000	254,948
Total estimate or appropriation.....	987,213	2,500,000	2,603,624
BY PROJECTS			
1. Pay of civilian employees.....	115,079	120,665	169,317
2. Medical treatment and services.....	2,070	2,010	3,550
3. Subsistence.....	231,000	206,250	571,645
4. Ammunition.....		33,250	95,651
5. Nonpersonal services.....	56,716	60,127	120,217
6. Transportation of supplies and equipment.....	7,965	8,633	14,639
7. Travel expenses.....	303,550	304,370	668,344
8. Ordnance supplies and equipment.....	4,753	4,423	9,598
9. Repair and alteration of equipment.....	4,250	4,000	6,450
10. Preparation of camps.....	56,000	55,000	259,766
11. Rental of offices and grounds.....	4,000	4,000	3,838
12. Advertising.....	2,030	2,030	3,412
13. Engineer supplies and equipment.....	200	162	315
14. Medical supplies and equipment.....	4,025	5,150	10,587
15. Quartermaster supplies and equipment.....	128,334	120,742	260,490
16. Signal supplies and equipment.....	1,555	3,045	3,921
17. Service charges.....	65,686	66,143	146,936
Total.....	987,213	1,000,000	2,348,676

Under the authorizations contained in this Act no issues of reserve supplies or equipment shall be made where such issues would impair the reserves held by the War Department for two field armies or one million men (*act Mar. 4, 1933, 47 Stat., p. 1594*)

Total, citizens' military training, annual appropriations, general fund:

Estimate 1935, \$4,104,814 Appropriated 1934, \$5,975,431

NATIONAL BOARD FOR PROMOTION OF RIFLE PRACTICE, ARMY

Quartermaster Supplies and Services for Rifle Ranges for Civilian Instruction—

To establish and maintain indoor and outdoor rifle ranges for the use of all able-bodied males capable of bearing arms, under reasonable regulations to be prescribed by the National Board for the Promotion of Rifle Practice and approved by the Secretary of War; for the employment of labor in connection with the establish-

ment of outdoor and indoor rifle ranges, including labor in operating targets; for the employment of instructors; for clerical services, including not exceeding **[\$25,000]** \$16,000 in the District of Columbia; for badges and other insignia; **[not to exceed \$3,750]** for the transportation of employees, instructors, and civilians to engage in practice; for the purchase of materials, supplies, and services, and for expenses incidental to instruction of citizens of the United States in marksmanship, and their participation in national and international matches, to be expended under the direction of the Secretary of War, **[\$31,465]** \$17,193 (*U.S.C., title 32, secs. 181, 185; act Mar. 4, 1933, 47 Stat., p. 1594*).

Estimate 1935, \$17,193

Appropriated 1934, \$31,465

By objects	Obligations					
	Estimate, 1935		Estimate, 1934		Actual, 1933	
	Posi- tions	Av. salary	Posi- tions	Av. salary	Posi- tions	Av. salary
PERSONAL SERVICES, FIELD						
Clerical, administrative, and fiscal service:						
Grade 5. Senior clerk.....	1	\$2,400	1	\$2,400	1	\$2,400
Grade 4. Fiscal accounting clerk.....	1	1,980	1	1,980	1	1,980
Correspondence clerk.....	2	1,980	2	1,980	2	1,980
Grade 3. Assistant clerk.....			2	1,740	2	1,740
Assistant supply clerk.....	1	1,620	1	1,620	1	1,620
Assistant mail, file and records clerk.....			1	1,620	1	1,620
Grade 2. Junior property and supply clerk.....	1	1,560	1	1,560	1	1,560
Junior storekeeper.....			1	1,500	1	1,500
Junior property and supply clerk.....	1	1,440	1	1,440	1	1,440
Grade 1. Understorekeeper.....	1	1,380	1	1,380	1	1,380
Underclerk typist.....	1	1,320	4	1,320	4	1,320
Total permanent, field.....	9	15,660	16	26,220	16	26,220
Deduct lapses and administrative furloughs.....				10,560		122
Net permanent, field.....		15,660		15,660		26,098
Temporary employees, field.....		570		670		400
All personal services, field.....		16,230		16,330		26,498
Deduct legislative reductions.....		1,623		2,449		2,729
01 Personal services (net).....		14,607		13,881		23,769
OTHER OBLIGATIONS						
02 Supplies and materials.....		2,196		379		2,249
05 Communication service.....		60		60		66
06 Travel.....		15		15		15
07 Transportation of things.....		50		50		51
08 Engraving and engraving.....		135		135		87
10 Furnishing of light (service).....		30		30		28
12 Repairs and alterations.....		100		100		156
13 Miscellaneous services (nonpersonal).....						72
30 Equipment.....						517
Total other obligations.....		2,586		769		3,241
Grand total obligations.....		17,193		14,650		27,010
Estimated savings and unobligated balances.....				16,815		6,640
Total estimate or appropriation.....		17,193		31,465		33,650

National Trophy and Medals for Rifle Contests—

For incidental expenses of the National Board for the Promotion of Rifle Practice in accordance with the provisions of the Act approved May 28, 1928 (*U.S.C., Supp. [V] VI, title 32, sec. 181c*), **[\$3,000]** \$150 (*U.S.C., Supp. VI, title 32, sec. 181c; act Mar. 4, 1933, 47 Stat., p. 1594*).

Estimate 1935, \$150

Appropriated 1934, \$3,000

By objects	Obligations		
	Estimate, 1935	Estimate, 1934	Actual, 1933
02 Supplies and materials (medal material).....	\$150	\$150	\$169
Estimated savings and unobligated balance.....		2,850	5,331
Total estimate or appropriation.....	150	3,000	5,500

Ordnance Equipment for Rifle Ranges for Civilian Instruction—

For arms, ammunition, targets, and other accessories for target practice, for issue and sale in accordance with rules and regulations prescribed by the National Board for the Promotion of Rifle Practice and approved by the Secretary of War, in connection with the encouragement of rifle practice, in pursuance of the provisions of law **[\$125,000]** \$33,400 (*U.S.C., title 32, sec. 181; act Mar. 4, 1933, 47 Stat., p. 1595*).

Estimate 1935, \$33,400

Appropriated 1934 \$125,000

Ordnance Equipment for Rifle Ranges for Civilian Instruction—Con.

By objects	Obligations		
	Estimate, 1935	Estimate, 1934	Actual, 1933
02 Supplies and materials.....	\$19,200	\$21,500	\$81,679
12 Repairs and alterations.....	12,200	12,200	10,556
13 Special and miscellaneous current expenses.....	1,500	1,500	2,704
30 Equipment, targets and target accessories.....	500		5,061
Total obligations.....	33,400	35,200	100,000
Estimated savings and unobligated balance.....		89,800	
Total estimate or appropriation.....	33,400	125,000	100,000

Total under National Board for Promotion of Rifle Practice, annual appropriations, general fund:

Estimate 1935, **\$50,743** Appropriated 1934, **\$159,465**

No part of the appropriations made in this Act shall be available for the salary or pay of any officer, manager, superintendent, foreman, or other person having charge of the work of any employee of the United States Government while making or causing to be made with a stop watch, or other time-measuring device, a time study of any job of any such employee between the starting and completion thereof, or of the movements of any such employee while engaged upon such work; nor shall any part of the appropriations made in this Act be available to pay any premiums or bonus or cash reward to any employee in addition to his regular wages, except for suggestions resulting in improvements or economy in the operation of any Government plant (*act Mar. 4, 1933, 47 Stat., p. 1595*).

Total, military activities other than Regular Army, annual appropriations, general fund:

Estimate 1935, **\$32,643,101** Appropriated 1934, **\$47,974,108**

Total, military activities and departmental, general and special funds:

Estimate 1935, **\$250,695,108** Appropriated 1934, **\$277,126,281**

NONMILITARY ACTIVITIES

FINANCE DEPARTMENT

Indefinite appropriations:

Extra Pay to Regular Army, War with Spain (act Mar. 3, 1899, 30 Stat., p. 1073).

Estimate 1935, **\$1,000** Appropriated 1934, **\$1,000**

By objects	Obligations		
	Estimate, 1935	Estimate, 1934	Actual, 1933
01 Extra pay to Regular Army, War with Spain.....	\$1,000	\$1,000	\$250
Estimated savings and unobligated balances.....			750
Total estimate or appropriation.....	1,000	1,000	1,000

Extra Pay to Volunteers, War with Spain (acts Jan. 12, 1899, 30 Stat., p. 784; Mar. 3, 1899, 30 Stat., p. 1073; May 26, 1900, 31 Stat., p. 217).

Estimate 1935, **\$15,000** Appropriated 1934, **\$15,000**

By objects	Obligations		
	Estimate, 1935	Estimate, 1934	Actual, 1933
01 Extra pay to Volunteers, War with Spain.....	\$15,000	\$15,000	\$2,200
Estimated savings and unobligated balances.....			20,800
Total estimate or appropriation.....	15,000	15,000	23,000

Total, Finance Department, permanent appropriations, general fund:

Estimate 1935, **\$16,000** Appropriated 1934, **\$16,000**

Trust fund:

Pay of the Army, Deposit Fund—

"SEC. 1305. Any enlisted man of the Army may deposit his savings, in sums not less than \$5, with any Army paymaster, who shall furnish him a deposit book, in which shall be entered the name of the paymaster and of the soldier, and the amount, date, and place of such deposit. The amounts so deposited shall be accounted for in the same manner as other public funds, and shall be deposited in the Treasury of the United States and kept as a separate fund, known as pay of the Army deposit fund, repayment of which to the enlisted man on discharge from the service shall be made out of the fund created by said deposits, and shall not be subject to forfeiture by sentence of court-martial, but shall be forfeited by desertion, and shall not be permitted to be paid until final payment on discharge, or to the heirs or representatives of a deceased soldier, and that such deposits be exempt from liability for such soldier's debts: *Provided*, That the Government shall be liable for the amounts deposited to the persons so depositing the same" (*U.S.C., title 10, sec. 906*).

Estimate 1935, **\$800,000** Appropriated 1934 **\$800,000**

By objects	Obligations		
	Estimate, 1935	Estimate, 1934	Actual, 1933
52 Pay of the Army, deposit fund.....	\$800,000	\$800,000	\$850,000
Estimated savings and unobligated balances.....			150,000
Total estimate or appropriation.....	800,000	800,000	1,000,000

Total, Finance Department:

Estimate 1935, **\$816,000** Appropriated 1934, **\$816,000**

QUARTERMASTER CORPS

Cemeterial Expenses, War Department—

For maintaining and improving national cemeteries, including fuel for and pay of superintendents and the superintendent at Mexico City, laborers and other employees, purchase of tools and materials; and for the repair, maintenance, and operation of motor vehicles; care and maintenance of the Arlington Memorial Amphitheater, chapel, and grounds in the Arlington National Cemetery, and permanent American cemeteries abroad, including not to exceed \$2,250 in the aggregate or \$450 for any one person for allowances for living quarters, including heat, fuel, and light, as authorized by the Act approved June 26, 1930 (*U.S.C., Supp. [VI] VI, title 5, sec. 118a*); for repair to roadways but not to more than a single approach road to any national cemetery constructed under special Act of Congress; for headstones for unmarked graves of soldiers, sailors, and marines under the Acts approved March 3, 1873 (*U.S.C., title 24, sec. 279*), February 3, 1879 (*U.S.C., title 24, sec. 280*), March 9, 1906 (*34 Stat., p. 56*), March 14, 1914 (*38 Stat., p. 768*), and February 26, 1929 (*U.S.C., Supp. [V] VI, title 24, sec. 280a*), and civilians interred in post cemeteries; for recovery of bodies and the disposition of remains of military personnel and civilian employees of the Army under Act approved March 9, 1928 (*U.S.C., Supp. [V] VI, title 10, sec. 916*); for the care, protection, and maintenance of the Confederate Mound in Oakwood Cemetery at Chicago, the Confederate Stockade Cemetery at Johnstons Island, the Confederate burial plats owned by the United States in Confederate Cemetery at North Alton, the Confederate Cemetery, Camp Chase, at Columbus, the Confederate section in Greenlawn Cemetery at Indianapolis, the Confederate Cemetery at Point Lookout, and the Confederate Cemetery at Rock Island, [and not to exceed \$17,625 for or on account of travel, \$837,219] **\$732,854: *Provided*, That no railroad shall be permitted upon any right of way which may have been acquired by the United States leading to a national cemetery, or to encroach upon any roads or walks constructed thereon and maintained by the United States: *Provided further*, That no part of this appropriation shall be used for repairing any roadway not owned by the United States within the corporate limits of any city, town, or village (*U.S.C., title 10, sec. 916; title 24, secs. 279, 280; U.S.C., Supp. VI, title 5, sec. 118a; title 10, sec. 916; title 24, sec. 280a; acts Mar. 9, 1906, 34 Stat., p. 56; Mar. 14, 1914, 38 Stat., p. 768; Mar. 4, 1933, 47 Stat., pp. 1595-1596*).**

Estimate 1935, **\$732,854** Appropriated 1934, **\$837,219**

Cemeterial Expenses, War Department—Continued.

By objects	Obligations					
	Estimate, 1935		Estimate, 1934		Actual, 1933	
	Posi- tions	Av. salary	Posi- tions	Av. salary	Posi- tions	Av. salary
PERSONAL SERVICES, FIELD						
Professional service:						
Grade 3. Architect-engineer.....	1	\$3,600	1	\$3,600		
Landscape architect.....	1	2,100	1	2,100		
Grade 1. Supervising engineer.....	1	1,920	1	1,920	1	\$1,920
Subprofessional service:						
Grade 7. Morgue superintendent (Ma- nila).....	1	2,700	1	2,700	1	2,700
Grade 6. Embalmer (Hawaii).....	1	2,100	1	2,100	1	2,100
Assistant undertaker (Manila).....	1	2,000	1	2,000	1	2,000
Clerical, administrative, and fiscal service:						
Grade 6. Clerk (Paris).....	2	2,350	2	2,350	2	2,350
Grade 4. Clerk.....	2	1,920	2	1,920	2	1,920
Headstone inspector.....	2	2,000	2	2,000	2	2,000
Grade 3. Clerk.....	3	1,640	3	1,640	3	1,640
Grade 2. Clerk.....	7	1,465	7	1,465	7	1,465
Grade 1. Clerk.....	1	900	1	900	1	900
Crafts and custodial service:						
Grade 9. Cemetery superintendent (Ar- lington).....	1	2,600	1	2,600	1	2,600
Grade 8. Caretaker (Meuse-Argonne).....	1	2,100	1	2,100	1	2,100
Grade 6. Assistant superintendent (Ar- lington).....	2	1,800	2	1,800	2	1,800
Caretaker (Europe).....	5	1,800	5	1,800	5	1,800
Tree surgeon.....	1	1,800	1	1,800	1	1,800
Grade 5. Cemetery superintendent.....	3	1,680	3	1,680	3	1,680
Caretaker (Europe).....	2	1,620	2	1,620	2	1,620
Laborer.....	4	1,560	4	1,560	4	1,560
Cemetery superintendent.....	1	1,500	1	1,500	1	1,500
Foreman.....	1	1,500	1	1,500	1	1,500
Grade 4. Cemetery superintendent.....	61	1,357	61	1,357	70	1,354
Caretaker's assistant.....	1	1,320	1	1,320	1	1,320
Assistant gardener.....	1	1,320	1	1,320	1	1,320
Laborer.....	5	1,392	5	1,392	5	1,392
Grade 3. Chauffeur-mechanic (Europe).....	2	1,320	2	1,320	2	1,320
Laborer.....	6	1,210	6	1,210	6	1,210
Chauffeur (Arlington).....	2	1,230	2	1,230	2	1,230
Guard (Europe).....	3	1,200	3	1,200		
Grade 2. Watchman.....	10	1,140	10	1,140	10	1,140
Laborer.....	31	1,125	31	1,125	34	1,126
Charwoman.....	1	1,080	1	1,080	1	1,080
Grade 1. Watchman.....	1	660	1	660	1	660
Caretaker's assistant (Europe).....	5	850	5	850	5	850
Hostess (Meuse-Argonne Cem- etery, Rest House).....	1	600	1	600	1	600
Embalmer's assistant (Manila).....	1	570	1	570	1	570
Laborer.....	37	675	37	675	45	832
Net permanent, field.....	212	266,416	212	266,416	227	284,950
Temporary employees, field.....				2,098		
		266,416		268,514		284,950
Deduct lapses and administrative furloughs.....		1,332		1,332		1,425
All personal services, field.....		265,084		267,182		283,525
Deduct allowance value of quarters fur- nished.....		8,760		8,760		10,560
		256,324		258,422		272,965
Deduct legislative reductions.....		26,508		39,962		24,553
01 Personal services (net).....		229,816		218,460		248,412
OTHER OBLIGATIONS						
Supplies and materials:						
0200 Stationery and office supplies.....		445		445		1,168
0230 Fuel.....		10,162		11,653		10,162
0250 Forage and other supplies and services for animals.....		3,240		3,362		2,263
0280 Miscellaneous supplies and ma- terials.....		12,480		12,665		11,079
02 Total supplies and materials.....		26,327		28,125		24,672
05 Communication service.....		1,875		1,875		2,469
06 Travel expenses.....		17,625		17,625		16,224
07 Transportation of things.....		72,539		74,969		79,838
10 Heat, light, power, electricity, and water (service).....		6,003		5,533		6,096
11 Rent of buildings.....						1,271
Repairs and alterations:						
1280 Repair of motor vehicles.....		1,300		1,300		975
1290 Repairs and alterations of build- ings, structures, utilities, and equipment.....		20,930		7,227		40,529
12 Total repairs and alterations.....		22,230		8,527		41,504
13 Special and miscellaneous current ex- penses.....		661		661		1,090
22 Burial expenses (except transportation).....		51,443		51,443		50,140
30 Equipment, procurement and installa- tion of.....		4,912		1,700		9,241

Cemeterial Expenses, War Department—Continued.

By objects	Obligations		
	Estimate, 1935	Estimate, 1934	Actual, 1933
OTHER OBLIGATIONS—continued			
Structures and parts and non- structural improvements to land:			
3217 Headstones.....	\$174,830	\$236,271	\$239,265
3220 Nonstructural improvements.....	124,593	79,775	105,537
32 Total structures and parts, etc.....	299,423	316,046	344,802
Total other obligations.....	503,038	506,504	577,347
Grand total obligations.....	732,854	726,296	825,759
1933 appropriations obligated in 1934.....		-27,550	+27,550
Transferred to Interior Department.....		+18,704	
Net total obligations.....	732,854	717,450	853,309
Estimated savings and unobligated bal- ances.....		119,769	24,553
Total estimate or appropriation.....	732,854	837,219	877,862
BY ACTIVITIES OR PROJECTS			
1. Pay of civilian employees.....	229,816	218,460	248,412
2. Stationery and office supplies.....	445	445	1,168
3. Fuel.....	10,162	11,653	10,162
4. Forage and other supplies and services for animals.....	3,240	3,362	2,263
5. Miscellaneous supplies and materials.....	12,480	12,665	11,079
6. Communication service.....	1,875	1,875	2,469
7. Travel expenses.....	17,625	17,625	16,224
8. Transportation of things.....	72,539	74,969	79,838
9. Heat, light, power, electricity, and water (service).....	6,003	5,533	6,096
10. Rent of buildings.....			1,271
11. Repairs and alterations of buildings, structures, utilities and equipment.....	20,930	7,227	40,529
12. Repair of motor vehicles.....	1,300	1,300	975
13. Special and miscellaneous current ex- penses.....	661	661	1,090
14. Burial expenses (except transportation).....	51,443	51,443	50,140
15. Equipment, procurement, and installa- tion of.....	4,912	1,700	9,241
16. Headstones.....	174,830	236,271	239,265
17. Nonstructural improvements.....	124,593	79,775	105,537
Total.....	732,854	726,296	825,759

National Industrial Recovery, War, National Cemeteries, 1933-35—

By objects	Obligations		
	Estimate, 1935	Estimate, 1934	Actual, 1933
Repairs and alterations:			
1200 Repair to buildings.....		\$105,131	
1210 Repair to roads, walks, and grounds.....		75,783	
1220 Repair and alteration of water and sewage systems.....		2,650	
1250 Repair of ornamental and com- memorative structures and fences.....		51,741	
12 Total repairs and alterations.....		235,305	
31 Acquisition of land.....		6,000	
Structures and parts and non- structural improve- ments to land:			
3211 Construction of buildings.....		123,500	
3212 Construction of roads, walks, and drainage.....		56,599	
3213 Construction of water and sew- age systems.....		44,000	
3217 Construction of fences, walls, and monuments.....		22,500	
3220 Nonstructural improvements to land.....		104,257	
32 Total structures and parts, etc.....		350,856	
Grand total obligations.....		592,161	
Received by transfers from "Federal Em- ergency Administration of Public Works".....		-592,161	
Total estimate or appropriation.....			

National Industrial Recovery, War, National Cemeteries, 1933-35—Continued.

By activities or projects	Obligations		
	Estimate, 1935	Estimate, 1934	Actual, 1933
1. Water and sewer system for new addition, Santa Fe, New Mex., National Cemetery		\$3,000	
2. New water system, Arlington National Cemetery, Va.		32,000	
3. General improvement of grounds, roads, and landscaping, Sitka, Alaska, National Cemetery		5,100	
4. Improvement of road system, Little Rock, Ark., National Cemetery		10,000	
5. Repair of outbuildings and lodge, Fort Smith, Ark., National Cemetery		600	
6. Construction of warehouse, garage, and comfort station, Fort Scott, Kans., National Cemetery		5,000	
7. Fuel-oil heating plant, and extension of wall, Barrancas, Fla., National Cemetery		1,500	
8. Fence to enclose addition, St. Augustine, Fla., National Cemetery		2,200	
9. General repairs to roads, Andersonville, Ga., National Cemetery		2,500	
10. Repairs to cemetery roads, Marietta, Ga., National Cemetery		4,500	
11. Repairs to roads, fence and rostrum, Rock Island, Ill., National Cemetery		500	
12. Road repairs, Camp Butler, Ill., National Cemetery		2,500	
13. Improvement of grounds, Camp Butler, Ill., National Cemetery		650	
14. Water supply system, Camp Butler, Ill., National Cemetery		2,107	
15. Repairs to roads, Quincy, Ill., National Cemetery		500	
16. Monument for Confederate Soldiers, Crown Hill, Ind., National Cemetery		500	
17. Replacement of fence and repair of roads, Mill Springs, Ky., National Cemetery		375	
18. New roads and water system to permit burials in cemetery; also new rostrum, Zachary Taylor, Ky., National Cemetery		28,000	
19. Surfacing roads within the cemetery, Natchez, Miss., National Cemetery		2,500	
20. New lodge, Corinth, Miss., National Cemetery		7,500	
21. Extension and repair of cemetery enclosing wall, also laying out additional burial sections, Jefferson Barracks, Miss., National Cemetery		3,500	
22. New lodge, Jefferson Barracks, Mo., National Cemetery		7,500	
23. Completion of enclosing wall, Springfield, Mo., National Cemetery		5,960	
24. New outbuilding, Springfield, Mo., National Cemetery		3,000	
25. Repair of road, Custer Battlefield, Mont., National Cemetery		8,304	
26. Replacement of entrance gate, Custer Battlefield, Mont., National Cemetery		1,500	
27. Rostrum for Custer Battlefield, Mont., National Cemetery		1,675	
28. Replacement of old building, Custer Battlefield, Mont., National Cemetery		3,500	
29. Fence for cemetery, Custer Battlefield, Mont., National Cemetery		5,430	
30. Completion of enclosing wall, Fort McPherson, Nebr., National Cemetery		6,381	
31. Replacement of fence, Woodlawn, N.Y., National Cemetery		3,500	
32. Repair of wall on Market Street side of cemetery, Wilmington, N.C., National Cemetery		3,000	
33. New lodge, Wilmington, N.C., National Cemetery		7,500	
34. New lodge, Salisbury, N.C., National Cemetery		7,500	
35. New rostrum, Santa Fe, N.Mex., National Cemetery		2,500	
36. Roads to new addition, Santa Fe, N.Mex., National Cemetery		2,300	
37. New lodge, Fort Gibson, Okla., National Cemetery		7,500	
38. Repair to enclosing wall and fence, Philadelphia, Pa., National Cemetery		4,500	
39. New lodge, Philadelphia, Pa., National Cemetery		7,500	
40. Repair of road and enclosing wall, Beaufort, S.C., National Cemetery		800	
41. New lodge, Beaufort, S.C., National Cemetery		7,500	
42. Repair of buildings, roads and enclosing wall, Florence, S.C., National Cemetery		355	
43. Repairs to roads and walls, Nashville, Tenn., National Cemetery		475	
44. New lodge, Memphis, Tenn., National Cemetery		7,500	
45. Combination tool, house and garage, Memphis, Tenn., National Cemetery		1,500	

National Industrial Recovery, War, National Cemeteries, 1933-35—Continued.

By activities or projects	Obligations		
	Estimate, 1935	Estimate, 1934	Actual, 1933
46. New construction on 60-acre addition, San Antonio, Tex., National Cemetery		\$35,000	
47. Improvement to roads, Grant Avenue, Arlington, Va., National Cemetery		8,000	
48. Improvement, McPherson Avenue, Arlington, Va., National Cemetery		10,500	
49. Improvements, Farragut and Sigsbee Avenues, Arlington, Va., National Cemetery		2,250	
50. Improvement of Sherman, Sheridan, and Grant Avenues, Arlington, Va., National Cemetery		9,675	
51. Improvement of Lawton Avenue, Arlington, Va., National Cemetery		3,017	
52. Repair of memorial amphitheater, Arlington, Va., National Cemetery		89,000	
53. Repair of old amphitheater, Arlington, Va., National Cemetery		1,000	
54. Repair of miscellaneous buildings, Arlington, Va., National Cemetery		4,851	
55. Repair of Confederate Monument, Arlington, Va., National Cemetery		900	
56. Repair of Maine Monument, Arlington, Va., National Cemetery		650	
57. Rebuilding wall, Arlington, Va., National Cemetery		7,500	
58. Subsoil drainage, Arlington, Va., National Cemetery		1,600	
59. Repair of historic gates, Arlington, Va., National Cemetery		1,305	
60. Replacement of gates, Arlington, Va., National Cemetery		1,750	
61. Repair of Fort Myer Gate, Arlington, Va., National Cemetery		3,515	
62. Installation of 12 drinking fountains, Arlington, Va., National Cemetery		480	
63. Clearing swamp area and preparing same for burials, Arlington, Va., National Cemetery		22,167	
64. Seeding 11,000 square yards, Arlington, Va., National Cemetery		3,300	
65. Grading embankment, Arlington, Va., National Cemetery		2,400	
66. Rippapping stream, Arlington, Va., National Cemetery		640	
67. Planting trees, Arlington, Va., National Cemetery		500	
68. New road, Lawton Avenue, Arlington, Va., National Cemetery		32,299	
69. New warehouse and garage addition, Arlington, Va., National Cemetery		25,000	
70. Repairs to lodge, Alexandria, Va., National Cemetery		850	
71. Repairs to walks, Culpeper, Va., National Cemetery		300	
72. Extension of cemetery to provide burial space, Hampton, Va., National Cemetery		30,000	
73. Combination garage and toilet building, Staunton, Va., National Cemetery		1,500	
74. Tree surgery, various National Cemeteries, United States		70,000	
Total		592,161	

NATIONAL MILITARY PARKS AND NATIONAL MONUMENTS

[Antietam Battlefield, Preservation—]

NOTE.—This appropriation transferred to Department of the Interior by Executive Order No. 6228, dated July 28, 1933.

Monuments or Tablets in Cuba and China—

For repairs and preservation of monuments, tablets, roads, fences, and so forth, made and constructed by the United States in Cuba and China to mark the places where American soldiers fell [§770] \$698 (act Mar. 4, 1933, 47 Stat., p. 1596).

Estimate 1935, \$698

Appropriated 1934, \$770

By objects	Obligations					
	Estimate, 1935		Estimate, 1934		Actual, 1933	
PERSONAL SERVICES, FIELD	Posi- tions	Av. salary	Posi- tions	Av. salary	Posi- tions	Av. salary
Crafts and custodial service:						
Grade 1. Caretaker	1	\$720	1	\$720	1	\$720
Deduct legislative reduction		72		108		27
01 Personal services (net)		648		612		693
OTHER OBLIGATIONS						
02 Supplies and materials		50		50		50
Net total obligations		698		662		743
Estimated savings and unobligated balances				108		27
Total estimate or appropriation		698		770		770

[Chickamauga and Chattanooga National Military Park, Tennessee and Georgia—]

[Fort Donelson National Military Park, Tennessee—]

[Fredericksburg and Spotsylvania County Battle Fields Memorial, Virginia—]

[Gettysburg National Military Park, Pennsylvania—]

[Guilford Courthouse National Military Park, North Carolina—]

[Moores Creek National Military Park, North Carolina—]

[Petersburg National Military Park, Virginia—]

[Shiloh National Military Park, Tennessee—]

[Stones River National Military Park, Tennessee—]

[Vicksburg National Military Park, Mississippi—]

[National Monuments, War Department—]

[Lincoln Birthplace Memorial—]

NOTE.—Appropriation for national military parks and national monuments under above titles transferred to Department of the Interior by Executive Order No. 6228, dated July 28, 1933.

Total, Quartermaster Corps, annual appropriations, general fund:

Estimate 1935, **\$733,552** Appropriated 1934, **\$837,989**

[Special fund:]

[Preservation, Birthplace of Abraham Lincoln—]

NOTE.—This appropriation transferred to Department of the Interior by Executive Order No. 6228, dated July 28, 1933.

SIGNAL CORPS

Washington-Alaska Military Cable and Telegraph System—

For defraying the cost of such extensions, betterments, operation, and maintenance of the Washington-Alaska Military Cable and Telegraph System as may be approved by the Secretary of War, to be available until the close of the fiscal year **[1935] 1936**, from the receipts of the Washington-Alaska Military Cable and Telegraph System which have been covered into the Treasury of the United States, the extent of such extensions and betterments and the cost thereof to be reported to Congress by the Secretary of War, **[including not to exceed \$10,005 for or on account of travel, \$160,772] \$155,055 (U.S.C., title 10, sec. 212; act Mar. 4, 1933, 47 Stat., p. 1598).**

Annual appropriation, general fund:

Estimate 1935, **\$155,055** Appropriated 1934, **\$160,772**

By objects	Obligations					
	Estimate, 1935		Estimate, 1934		Actual, 1933	
	Posi- tions	Av. salary	Posi- tions	Av. salary	Posi- tions	Av. salary
PERSONAL SERVICES, FIELD						
Professional service:						
Grade 2. Assistant radio engineer	1	\$3,000	1	\$3,000	1	\$3,000
Clerical, administrative, and fiscal service:						
Grade 9. Office manager	1	3,500	1	3,500	1	3,500
Traffic superintendent	1	3,200	1	3,200	1	3,200
Grade 5. Cashier	1	2,100	1	2,100	1	2,100
Grade 3. Clerk	2	1,800	2	1,800	2	1,800
Telegraphic traffic clerk	3	1,500	3	1,500	3	1,500
Grade 2. Clerk	6	1,450	6	1,450	6	1,450
Custodial service:						
Grade 10. Chief electrical machinist	1	2,950	1	2,950	1	2,950
Radio electrician	1	2,800	1	2,800	1	2,800
Grade 9. Radio electrician	1	2,400	1	2,400	1	2,400
Grade 6. Electrical machinist	3	1,640	3	1,640	3	1,640
Grade 3. Messenger	1	1,260	1	1,260	1	1,260
Grade 2. Messenger boy	6	930	6	930	6	930
Grade 1. Messenger boy	8	705	8	705	8	705
Total permanent, field	36	54,150	36	54,150	36	54,150
Temporary employees, field		3,530		3,530		5,559
All personal services, field		57,680		57,680		59,709
Deduct legislative reductions		5,768		8,633		5,970
01 Personal services (net)		51,912		49,027		53,739

Washington-Alaska Military Cable and Telegraph System—Contd.

By objects	Obligations		
	Estimate, 1935	Estimate, 1934	Actual, 1933
OTHER OBLIGATIONS			
02 Supplies and materials	\$62,505	\$59,523	\$90,205
06 Travel expenses	9,000	9,000	7,026
07 Transportation	8,000	8,000	13,514
10 Heat, light, power, and water	12,000	12,000	12,467
11 Rentals	8,473	9,285	16,805
12 Repairs and alterations	3,165	3,165	5,080
Total other obligations	103,143	100,973	145,097
Grand total obligations	155,055	150,000	198,836
1932 appropriation obligated in 1933			—47,790
Net total obligations	155,055	150,000	151,046
Estimated savings and unobligated balances		10,772	10,239
Total estimate or appropriation	155,055	160,772	161,285

CORPS OF ENGINEERS

RIVERS AND HARBORS

To be immediately available and to be expended under the direction of the Secretary of War and the supervision of the Chief of Engineers:

Maintenance and Improvement of Existing River and Harbor Works—

For the preservation and maintenance of existing river and harbor works, and for the prosecution of such projects heretofore authorized as may be most desirable in the interests of commerce and navigation; for survey of northern and northwestern lakes, and other boundary and connecting waters as heretofore authorized, including the preparation, correction, printing, and issuing of charts and bulletins and the investigation of lake levels; for prevention of obstructive and injurious deposits within the harbor and adjacent waters of New York City; for expenses of the California Débris Commission in carrying on the work authorized by the Act approved March 1, 1893 (U.S.C., title 33, sec. 661); for examinations, surveys, and contingencies of rivers and harbors; and for printing, as may be authorized by the Committee on Printing of the House of Representatives, of surveys under House Document Numbered 308, Sixty-ninth Congress, first session, and Section 10 of the Flood Control Act, approved May 15, 1928 (U.S.C., Supp. **[V] VI**, title **[22] 33**, sec. 702j), and for the purchase of motor-propelled passenger-carrying vehicles and motor boats, for official use, not to exceed **\$122,417**: *Provided*, That no funds shall be expended for any preliminary examination, survey, project, or estimate not authorized by law, **[\$39,388,129] \$24,044,945**: *Provided further*, That hereafter the provisions of section 5 of the Act of July 16, 1914 (U.S.C., title 5, sec. 78), shall be construed as applying to the Corps of Engineers as to the purchase of motor-propelled passenger-carrying vehicles: *Provided further*, That no appropriation under the Corps of Engineers for the fiscal year **[1934] 1935** shall be available for any expense incident to operating any power-driven boat or vessel on other than Government business: *Provided further*, That authority is granted for the purchase of motor-propelled, passenger-carrying vehicles and motor boats, not to exceed **\$52,900** to be paid from available funds for "Flood Control, Mississippi River and tributaries", and not to exceed **\$2,250** to be paid from funds available for "Flood Control, Sacramento River, California", for official use in connection with those works (U.S.C., title 33, secs. 541, 622, 661; act Mar. 4, 1933, 47 Stat., p. 1599).

Estimate 1935, **\$24,044,945** Appropriated 1934, **\$39,388,129**

By objects	Obligations					
	Estimate, 1935		Estimate, 1934		Actual, 1933	
	Posi- tions	Av. salary	Posi- tions	Av. salary	Posi- tions	Av. salary
PERSONAL SERVICES, DEPARTMENTAL						
Professional service:						
Grade 6. Principal engineer	1	\$6,000	1	\$6,000	1	\$6,000
Principal attorney	1	5,600	1	5,600	1	5,600
Grade 5. Senior engineer	1	4,800	1	4,800	2	4,800
Senior attorney	1	4,600	1	4,600	1	4,600
Grade 4. Attorney	4	3,800	3	3,600	3	3,800
Engineer	1	3,800	1	3,800	1.2	4,000
Grade 3. Associate engineer	1	3,300	1	3,300	1	3,300
Associate attorney	1	3,200	1	3,200	1	3,200
Grade 2. Assistant engineer	1	2,900	1	2,900	1	2,900
Assistant attorney	1	2,600	1	2,600	1	2,600
Grade 1. Junior attorney	1	2,000	1	2,000	1	2,000

Maintenance and Improvement of Existing River and Harbor Works—
Continued.

By objects	Obligations					
	Estimate, 1935		Estimate, 1934		Actual, 1933	
	Posi- tions	Av. salary	Posi- tions	Av. salary	Posi- tions	Av. salary
PERSONAL SERVICES, DEPARTMENTAL—CON.						
Clerical, administrative, and fiscal service:						
Grade 9. Accountant and auditor.....	2	\$3,350	1	\$3,500	1	\$3,500
Grade 8. Administrative assistant.....	2	3,000	2	3,000	2	3,000
Grade 7. Junior administrative assistant.....	2	2,900	2	2,900	3	2,900
Grade 6. Principal clerk.....	6	2,517	6	2,517	5.5	2,518
Grade 5. Senior clerk.....	8	2,113	7	2,218	7.8	2,179
Grade 4. Clerk.....	19	1,844	17	1,849	17.2	1,851
Clerk stenographer.....	1	1,860	1	1,860	1	1,860
Grade 3. Assistant clerk.....	10	1,662	10	1,662	10	1,662
Assistant clerk stenographer.....	6	1,650	6	1,620	5.2	1,655
Senior operator office devices.....	1	1,620	1	1,620	0.9	1,620
Grade 2. Junior clerk stenographer.....	3	1,480	3	1,480	3.8	1,475
Junior clerk typist.....	21	1,474	21	1,474	20	1,478
Junior office draftsman.....			1	1,800	1	1,800
Junior operator office devices.....	2	1,500	2	1,500	2	1,500
Custodial service:						
Grade 3. Messenger.....	10	1,344	10	1,344	10	1,344
Total permanent, departmental.....	107	221,380	103	209,800	104.6	218,830
Deduct lapses and administrative furloughs.....				1,000		14,438
Net permanent, departmental.....		221,380		208,800		204,392
Deduct legislative reductions.....		22,138		31,337		21,033
01 Personal services (net).....		199,242		177,463		183,359
Transferred to "Salaries, office Chief of Engineers".....						+2,240
Net total obligations.....		199,242		177,463		185,599
Estimated savings and unobligated balance.....				16,492		33,231
Total estimate or appropriation.....		199,242		193,955		218,830
PERSONAL SERVICES, FIELD						
All personal services, field.....		9,360,000		7,580,000		15,699,237
Deduct legislative reductions.....		936,000		456,000		1,843,650
Total cash paid salaries and wages, field (see consolidated schedule).....		8,424,000		7,124,000		13,855,587
Deduct amount included in objects below.....		4,000,000		3,500,000		5,174,437
Net salaries and wages, civilian employees, field.....		4,424,000		3,624,000		8,681,150
0121 Pay of commissioned officers.....		63,000		60,000		119,617
0130 Fees not specified.....		225		220		248
0140 Allowances for quarters, heat, light, etc.....		15,300		15,000		28,763
0150 Special and miscellaneous payments for personal services.....		7,353		4,325		16,863
Total personal services, field.....		4,509,878		3,703,545		8,846,641
01 Total, departmental and field.....		4,709,120		3,881,008		9,032,240
OTHER OBLIGATIONS						
02 Supplies and materials.....		1,900,000		1,600,000		3,175,016
03 Subsistence and support of persons (service).....		32,000		28,000		54,259
04 Subsistence and care of animals, etc.....		7,200		6,000		12,211
05 Communication service.....		58,000		55,000		98,055
06 Travel expenses.....		264,000		225,000		445,230
07 Transportation of things (service).....		286,000		240,000		478,668
08 Printing and binding, etc.....		68,000		65,000		131,011
09 Advertising and publication of notices.....		6,000		5,500		10,820
10 Furnishing of heat, light, power, etc.....		37,000		34,000		63,588
Rents:						
1101 Rent of office buildings (private property).....		70,000		64,000		124,141
1101 Rent of office buildings (other Government agencies).....		9,000		8,000		15,705
1101 Rent of office buildings (not specified).....		5,600		5,000		9,469
1103 Rent of residences and other living quarters (private property).....		90		75		157
1104 Rent of other buildings and structures (private property).....		3,400		3,000		5,852
1104 Rent of other buildings and structures (not specified).....		560		480		973
1111 Ground rents (private property).....		2,500		2,200		4,349
1111 Ground rents (other Government agencies).....		110		80		103
1111 Ground rents (not specified).....		400		100		552
1112 Rent of motor equipment (private property).....		6,400		6,000		10,873
1112 Rent of motor equipment (other engineer projects).....		2,800		2,500		4,739
1112 Rent of motor equipment (not specified).....		270		295		
1113 Rent of animal-drawn vehicles and animals (private property).....		230		280		329
1113 Rent of animal-drawn vehicles and animals (not specified).....		480		425		810
1115 Rent of miscellaneous equipment (private property).....		49,000		41,000		79,344
1115 Rent of miscellaneous equipment (other Government agencies).....		63,000		58,000		98,639
1115 Rent of miscellaneous equipment (other engineer projects).....		120,000		95,000		170,530
1115 Rent of miscellaneous equipment (floating plant) (private property).....		21,000		25,000		50,488

11724—33—37

Maintenance and Improvement of Existing River and Harbor Works—
Continued.

By objects	Obligations		
	Estimate, 1935	Estimate, 1934	Actual, 1933
OTHER OBLIGATIONS—continued			
Rents—Continued.			
1115 Rent of miscellaneous equipment (floating plant) (other engineer projects).....	\$85,000	\$75,000	\$143,559
1115 Rent of miscellaneous equipment (not specified).....	700	600	7,124
11 Total rents.....	440,540	387,035	734,736
12 Repairs and alterations.....	5,175,000	4,510,000	8,620,835
13 Special and miscellaneous current expenses.....	420,000	450,000	1,097,469
30 Equipment.....	1,360,000	1,110,000	2,250,041
31 Land and interests in land.....	84,660	980,000	532,346
32 Structures and parts, etc.....	15,109,529	13,763,060	32,748,732
33 Stores purchased for resale.....			1,407,621
53 Refunds, awards and indemnities.....	710	655	
Total other obligations.....	25,261,239	23,459,250	50,455,046
Grand total obligations.....	29,970,359	27,340,258	59,487,286
Deduct in 1933 amount of prior appropriation available in 1933.....			—4,819,712
Deduct in 1934 and add in 1933 unobligated balance of 1933 appropriation available in 1934.....		—3,377,243	+3,377,243
Amount revoked and transferred to credit of Civilian Conservation Corps by Executive order dated May 13, 1933.....		+9,000,000	
Transferred to Interior Department (Geological Survey).....	15,000	+18,700	+25,650
Transferred to Department of Commerce: Bureau of Foreign and Domestic Commerce.....		+10,000	+45,000
Coast and Geodetic Survey.....			+15,350
Transferred to U.S. Shipping Board.....			+4,500
Net total obligations.....	29,985,359	32,991,715	58,135,317
Deduct in 1935 and add in 1934 unobligated balance available in 1935.....	—5,940,414	+5,940,414	
Estimated savings.....		+456,000	1,864,683
Total estimate or appropriation.....	24,044,945	39,388,129	60,000,000
BY ACTIVITIES OR PROJECTS			
1. Office administration (overhead).....	1,560,500	1,367,000	2,658,455
2. Maintenance.....	23,172,302	22,348,577	20,750,000
3. Improvement (continuing contracts).....	3,233,000	1,586,803	33,646,873
4. Survey northern and northwestern lakes.....	190,000	208,200	169,272
5. Prevention of deposits, New York Harbor.....	207,000	175,000	255,384
6. California Debris Commission.....	10,000	10,000	6,787
7. Examinations, surveys, and contingencies.....	1,025,000	1,100,000	1,587,342
8. Printing for River and Harbor Board (sec. 6, River and Harbor Act, July 3, 1930).....	35,000	35,000	1,257
9. Printing (House Doc. 308, 69th Cong., 1st sess., and sec. 10, Flood Control Act, May 15, 1928).....	83,600	77,500	42,700
10. Salaries, office Chief of Engineers (allotment roll).....	199,242	177,463	185,599
11. Contingencies, office Chief of Engineers.....	12,000	12,000	12,200
12. River and Harbor Board.....	219,215	219,215	158,462
13. Beach Erosion Board (sec. 2, River and Harbor Act, July 3, 1930).....	23,500	23,500	12,955
Total.....	29,970,359	27,340,258	59,487,286

Maintenance and Improvement of Existing River and Harbor Works,
Emergency Construction (Act July 21, 1932).

By objects	Obligations		
	Estimate, 1935	Estimate, 1934	Actual, 1933
PERSONAL SERVICES, FIELD			
All personal services, field.....		\$10,913	\$981,040
Deduct legislative reductions.....		2,000	76,098
Total cash paid salaries and wages (see consolidated schedule).....		8,913	904,942
Deduct amount included in objects below.....		4,750	465,920
Net salaries and wages, civilian employees.....		4,163	439,022
0121 Pay of commissioned officers.....		750	7,533
0140 Allowances for quarters, heat, light, etc.....		450	2,330
0150 Special and miscellaneous payments for personal service.....			35
01 Total personal services (net).....		5,363	448,920

*Maintenance and Improvement of Existing River and Harbor Works,
Emergency Construction (Act July 21, 1932)—Continued.*

By objects	Obligations		
	Estimate, 1935	Estimate, 1934	Actual, 1933
OTHER OBLIGATIONS			
02 Supplies and materials.....		\$350	\$32,564
03 Subsistence and support of persons (service).....			16,662
04 Subsistence and care of animals, etc.....			263
05 Communication service.....		20	1,818
06 Travel expenses.....		400	45,900
07 Transportation of things (service).....		25	2,718
08 Printing and binding, etc.....			10,519
09 Advertising and publication of notices.....		25	2,306
10 Furnishing of heat, light, power, etc.....			339
Rents:			
1101 Rent of office buildings (private property).....		20	1,842
1104 Rent of other buildings and structures (private property).....			176
1111 Ground rents (private property).....			20
1112 Rent of motor equipment (private property).....			75
1112 Rent of motor equipment (other engineer property).....			184
1112 Rent of motor equipment (not specified).....			2,965
1115 Rent of miscellaneous equipment (other engineer projects).....		220	21,402
1115 Rent of miscellaneous equipment (floating plant) (private property).....			2,343
1115 Rent of miscellaneous equipment (floating plant) (other engineer projects).....			15,222
11 Total rents.....		240	44,229
12 Repairs and alterations.....		12,400	1,245,327
13 Special and miscellaneous current expenses.....		700	69,575
30 Equipment.....		340	33,935
31 Land and interests in land.....		45,000	65
32 Structures and parts, etc.....		223,637	27,680,262
Total other obligations.....		283,137	29,184,482
Grand total obligations.....		288,500	29,633,402
Deduct in 1934 and add in 1933 unobligated balances of 1933 appropriations available in 1934.....		-290,500	290,500
Estimated savings.....		2,000	76,098
Total estimate or appropriation.....			30,000,000

National Industrial Recovery, War, Rivers and Harbors, 1933-35—

By objects	Obligations		
	Estimate, 1935	Estimate, 1934	Actual, 1933
PERSONAL SERVICES			
Personal services, field.....	\$3,526,900	\$47,533,800	
Deduct amount included in objects below.....	1,410,700	19,013,500	
Net salaries and wages, civilian employees.....	2,116,200	28,520,300	
0121 Pay of commissioned officers.....	15,000	30,000	
01 Personal services (net).....	2,131,200	28,550,300	
OTHER OBLIGATIONS			
02 Supplies and materials.....	705,390	9,506,760	
03 Subsistence and support of persons.....	11,750	158,440	
04 Subsistence and care of animals, etc.....	2,350	31,690	
05 Communication service.....	23,510	316,900	
06 Travel expenses.....	94,050	1,267,560	
07 Transportation of things.....	105,810	1,426,010	
08 Printing and binding, etc.....	29,390	396,110	
09 Advertising and publication of notices.....	2,350	31,690	
10 Furnishing of heat, light, power, etc.....	14,100	190,130	
11 Rents (private property).....	47,020	633,780	
11 Rents (Government property).....	11,750	158,440	
12 Repairs and alterations.....	383,260	3,165,340	
13 Special and miscellaneous current expenses.....	318,420	4,278,040	
30 Equipment.....	493,770	6,654,740	
31 Land and interests in land.....	117,000	1,035,000	
32 Structures and parts, etc.....	7,265,480	100,645,278	
Total other obligations.....	9,625,400	129,895,908	
Grand total obligations.....	11,756,600	158,446,208	

National Industrial Recovery, War, Rivers and Harbors, 1933-35—Continued.

By objects	Obligations		
	Estimate, 1935	Estimate, 1934	Actual, 1933
OTHER OBLIGATIONS—continued			
Unobligated balance of 1934 appropriation available in 1935.....	-\$11,756,600	+\$11,756,600	
Total allotted.....		170,202,808	
Received by allotment from Federal Emergency Administration of Public Works.....		-170,202,808	
Total estimate or appropriation.....			
BY ACTIVITIES OR PROJECTS			
1. Repairs to water main, Jefferson Parish, La.....			8,000
2. Completing and placing in operation Dam No. 4, Alma, Wis.....	100,000	3,300,000	
3. Completing and placing in operation Dam No. 5, Fountain City, Wis.....	100,000	3,300,000	
4. Completing and placing in operation Dam No. 20, Canton, Mo.....	200,000	4,100,000	
5. Minor works necessary to place in operation Lock and Dam No. 15, Rock Island Arsenal, Ill.....	100,000	300,000	
6. Continuation of channel stabilization, Missouri River, Kansas City to Sioux City.....		14,153,108	
7. St. Marys River, Mich.....		175,000	
8. Channel between Mackinac Island and Round Island, Mich.....		300,000	
9. St. Clair River, Mich.....	200,000	1,500,000	
10. Channels in Lake St. Clair, Mich.....		382,300	
11. Toledo Harbor, Ohio.....	200,000	2,730,000	
12. Detroit River, Mich.....	200,000	2,577,000	
13. Tampa Harbor, Fla.....		727,500	
14. Caloosahatchee River and Lake Okeechobee Drainage Areas, Fla.....	400,000	3,800,000	
15. St. Johns River, Fla., Jacksonville to the ocean.....		200,000	
16. Fort Pierce Inlet, Fla.....		250,000	
17. Miami Harbor, Fla.....		140,000	
18. Intracoastal Waterway, Jacksonville to Miami, Fla.....	300,000	1,700,000	
19. Hudson River Channel, N.Y.....		700,000	
20. Bay Ridge and Red Hook channels, N.Y.....		175,000	
21. East River, N.Y.....	300,000	1,100,000	
22. Buttermilk Channel, N.Y.....		100,000	
23. Hudson River, N.Y., Troy to Waterford.....		236,000	
24. East Rockaway (Debs) Inlet, N.Y.....		70,000	
25. New York and New Jersey channels.....		390,000	
26. Cut-off Channel, Raritan River to Arthur Kill, N.J.....		600,000	
27. Boston Harbor, Mass.....	100,000	700,000	
28. Cape Cod Canal, Mass.....	800,000	3,800,000	
29. New Haven Harbor, Conn.....		292,000	
30. Delaware River, Philadelphia to the sea.....	100,000	805,000	
31. Delaware River, Philadelphia to Trenton.....	100,000	900,000	
32. James River, Va.....		385,000	
33. Intracoastal Waterway, Cape Fear River, N.C., to Winyah Bay, S.C.....	200,000	850,000	
34. Charleston Harbor, S.C.....		94,000	
35. Intracoastal Waterway, Winyah Bay to Charleston, S.C.....	200,000	800,000	
36. Brunswick Harbor, Ga.....		180,000	
37. St. Andrews Bay, Fla.....		435,000	
38. Pensacola Harbor, Fla.....		177,000	
39. Mobile Harbor, Ala.....		50,000	
40. Gulfport Harbor and Ship Island Pass, Miss.....		50,000	
41. Black Warrior, Warrior and Tombigbee Rivers, Ala.....		80,000	
42. Alabama River, Ala.....		140,000	
43. Sabine-Neches Waterway, Tex.....	500,000	1,000,000	
44. Galveston Harbor and Channel, Tex.....		15,000	
45. Galveston Harbor-Texas City Channel.....		219,000	
46. Houston Ship Channel, Tex.....	500,000	1,000,000	
47. Freeport Harbor, Tex.....		126,500	
48. Port Aransas, Tex.....		210,000	
49. Brazos Island Harbor, Tex.....	800,000	2,000,000	
50. Louisiana-Texas Intracoastal Waterway. (Sabine River-Corpus Christi section).....		432,000	
51. San Diego Harbor, Calif.....		114,500	
52. Los Angeles and Long Beach Harbors, Calif.....	600,000	1,050,000	
53. Monterey Harbor, Calif.....		224,000	
54. Richmond Harbor, Calif.....		105,000	
55. San Francisco Harbor, Calif.....		265,000	
56. San Joaquin River and Stockton Channel, Calif.....	200,000	790,000	
57. Columbia and Lower Willamette Rivers below Vancouver, Wash., and Portland.....		446,500	
58. Tacoma Harbor, Wash.....		56,000	
59. Lake Washington Ship Canal, Wash.....		180,000	

National Industrial Recovery, War, Rivers and Harbors, 1933-35—Continued.

By activities or projects	Obligations		
	Estimate, 1935	Estimate, 1934	Actual, 1933
60. Wrangell Narrows, Alaska.....		\$142,000	
61. Duluth-Superior Harbor, Minn., and Wis.....	\$200,000	986,000	
62. Ashland Harbor, Wis.....		208,000	
63. Agate Bay Harbor, Minn.....		73,700	
64. Marquette Harbor, Mich.....		79,200	
65. Niagara River, N.Y.....		100,000	
66. Cleveland Harbor, Ohio.....		485,000	
67. Ashtabula Harbor, Ohio.....		575,000	
68. Buffalo Harbor, N.Y.....		789,000	
69. Conneaut Harbor, Ohio.....	200,000	877,000	
70. Lorain Harbor, Ohio.....		170,000	
71. Ogdensburg Harbor, N.Y.....		187,000	
72. Calumet Harbor and River, Ill. and N.Y.....	300,000	1,792,700	
73. Indiana Harbor, Ind.....	100,000	837,000	\$937,000
74. Port Washington Harbor, Wis.....		625,000	625,000
75. Milwaukee Harbor, Wis.....		25,000	25,000
76. Honolulu Harbor, Hawaii.....		792,000	792,000
77. Kaunakakai Harbor, Hawaii.....		120,000	120,000
78. Port Allen Harbor, Hawaii.....		680,000	680,000
79. Mayaguez River, Puerto Rico.....		179,000	179,000
80. Wolf River, Tenn. (Memphis Harbor).....		738,000	738,000
81. Mississippi River-Ohio River to Illinois River.....	800,000	2,200,000	3,000,000
82. Ohio River Lock and Dam Construction.....	600,000	1,850,000	2,450,000
83. Allegheny River, Pa.....	100,000	800,000	900,000
84. Ohio River, open channel work.....	100,000	830,000	930,000
85. Green and Barren Rivers, Ky.....		60,000	60,000
86. Cumberland River, Tenn. and Ky.....	100,000	768,000	868,000
87. Kanawha River, W.Va.....	993,000	5,015,000	6,015,000
88. Illinois River, Ill.....	200,000	710,000	910,000
89. Louisiana-Texas Intracoastal Waterway (New Orleans-Sabine River section).....		440,000	440,000
90. Petit Anse, Carlin and Tigre Bayous, La.....		38,500	
91. Ohio River, lock and dam construction.....		495,000	
92. Office Chief of Engineers, expenses.....		20,000	
93. Knapps Narrows, Md.....		68,700	
94. Upper Thoroughfare, Deal Island, Md.....		47,000	
95. Ocean City and Sinepuxent Bay, Md.....		281,000	
96. Lock 5-A, Winona, Minn. Mississippi River between Illinois River and Minneapolis (Wisconsin River to Minneapolis).....		1,420,000	
97. Lock 6, Minnesota, Wis. Mississippi River between Illinois River and Minneapolis (Wisconsin River to Minneapolis).....		1,420,000	
98. Lock 7, LaCrosse, Wis. Mississippi River between Illinois River and Minneapolis (Wisconsin River to Minneapolis).....		1,420,000	
99. Lock 8, Genoa, Wis. Mississippi River between Illinois River and Minneapolis (Wisconsin River to Minneapolis).....		1,420,000	
100. Lock 9, near Lynxville, Wis. Mississippi River between Illinois River and Minneapolis (Wisconsin River to Minneapolis).....		1,420,000	
101. Lock 10, near Dubuque, Iowa. Mississippi River between Illinois River and Minneapolis (Clarksville to Wisconsin River).....		1,420,000	
102. Lock 11, near Dubuque, Iowa. Mississippi River between Illinois River and Minneapolis (Clarksville to Wisconsin River).....		1,420,000	
103. Lock 12, near Dubuque, Iowa. Mississippi River between Illinois River and Minneapolis (Clarksville to Wisconsin River).....		1,420,000	
104. Lock 14, near Dubuque, Iowa. Mississippi River between Illinois River and Minneapolis (Clarksville to Wisconsin River).....		1,420,000	
105. Lock 16, Muscatine, Iowa. Mississippi River between Illinois River and Minneapolis (Clarksville to Wisconsin River).....		1,420,000	
106. Lock 18, Burlington, Iowa. Mississippi River between Illinois River and Minneapolis (Clarksville to Wisconsin River).....		1,420,000	
107. Lock 21, Quincy, Ill. Mississippi River between Illinois River and Minneapolis (Clarksville to Wisconsin River).....		1,420,000	
108. Lock 22, Hannibal, Mo. Mississippi River between Illinois River and Minneapolis (Clarksville to Wisconsin River).....		1,420,000	
109. Lock 26, Alton, Ill. Mississippi River between Missouri River and Clarksville.....		3,540,000	
110. Savannah River below Augusta, Ga., lock and dam construction.....	437,000	1,338,000	
111. Cape Fear River above Wilmington, N.C., lock and dam construction.....		1,520,000	

National Industrial Recovery, War, Rivers and Harbors, 1933-35—Continued.

By activities or projects	Obligations		
	Estimate, 1935	Estimate, 1934	Actual, 1933
112. Engineer studies of Bonneville Dam, Columbia River, Oregon and Washington.....	\$38,000	\$212,000	
113. Construction of Dam across Columbia River at Bonneville, Ore. and Wash.....	400,000	19,600,000	
114. Missouri River, Kansas City to mouth.....		3,600,000	
115. Missouri River, construction of dam at Fort Peck, Mont.....		25,000,000	
Unallotted reserve.....	988,600		
Total.....	11,756,600	158,446,208	

Dredging Channel, Fort Pierce Harbor, Fla.—

【Fort Pierce Harbor: For dredging the channel of Fort Pierce Harbor, Florida, \$30,000, or so much thereof as may be necessary, to be immediately available】(act Mar. 4, 1933, 47 Stat., p. 1599).

Appropriated 1934, \$30,000

By objects	Obligations		
	Estimate, 1935	Estimate, 1934	Actual, 1933
PERSONAL SERVICES, FIELD			
All personal services, field.....		\$59	\$38
Deduct legislative reductions.....		10	6
01 Personal services (net).....		49	32
OTHER OBLIGATIONS			
02 Supplies and materials.....		5,000	8,095
06 Travel expenses.....		25	11
13 Special and miscellaneous current expenses.....		25	17
32 Excavations, embankments, and surfacing.....		11,703	1,837
Total other obligations.....		16,753	9,960
Grand total obligations.....		16,802	9,992
Unobligated balance 1933 appropriation available in 1934.....		-20,002	-20,002
Estimated savings and unobligated balances.....		3,200	6
Total estimate or appropriation.....			30,000

Maintenance and Operation, Dam No. 2, Muscle Shoals, Ala.—

【For operating, maintaining, and keeping in repair the works at Dam Numbered 2, Tennessee River, including the hydro-electrical development, and including not to exceed \$375 for or on account of travel, \$225,484, to remain available until June 30, 1934, and to be expended under the direction of the Secretary of War and the supervision of the Chief of Engineers】(act Mar. 4, 1933, 48 Stat., p. 1599).

Appropriated, \$225,484

NOTE.—This appropriation transferred to the "Tennessee Valley Authority" September 1, 1933, under the provisions of section 7 of Public No. 17, approved May 18, 1933.

Flood Control, Mississippi River and Tributaries—

【Flood control, Mississippi River and tributaries: For prosecuting work of flood control in accordance with the provisions of the Flood Control Act, approved May 15, 1928 (U.S.C., Supp. V, title 33, sec. 702a) \$19,653,424】(U.S.C., Supp. VI, title 33, sec. 702a; act Mar. 4, 1933, 47 Stat., p. 1599).

Appropriated 1934, \$19,653,424

By objects	Obligations		
	Estimate, 1935	Estimate, 1934	Actual, 1933
PERSONAL SERVICES, FIELD			
All personal services, field.....	\$2,500,000	\$3,809,495	\$7,146,911
Deduct legislative reductions.....	250,000	152,000	668,853
Total cash paid salaries and wages (see consolidated schedule).....	2,250,000	3,657,495	6,478,058
Deduct amount included in objects below.....	1,500,000	3,037,495	4,677,074
Net salaries and wages, civilian employees.....	750,000	600,000	1,800,984
0121 Pay of commissioned officers.....	18,900	16,000	50,210
0140 Allowance for quarters, heat, light, etc.....	4,860	4,500	13,655
0150 Special and miscellaneous payments for personal services.....	4,320	4,000	12,641
01 Total personal services (net).....	778,080	624,500	1,877,490

Flood Control, Mississippi River and Tributaries—Continued.

By objects	Obligations		
	Estimate, 1935	Estimate, 1934	Actual, 1933
OTHER OBLIGATIONS			
02 Supplies and materials.....	\$620,000	\$600,000	\$1,805,035
03 Subsistence and support of persons (service).....	16,000	14,000	42,604
04 Subsistence and care of animals, etc.....	2,100	2,690	5,267
05 Communication service.....	25,000	24,000	72,392
06 Travel expenses.....	70,000	60,000	203,720
07 Transportation of things.....	250,000	246,000	738,842
08 Printing and binding, etc.....	40,000	40,000	126,961
09 Advertising and publication of notices (service).....	700	1,110	1,825
10 Furnishing of heat, light, power, etc.....	27,000	23,000	68,450
Rents:			
1101 Rent of offices buildings (private property).....	3,600	3,600	3,359
1101 Rent of office buildings (not specified).....	3,200	4,635	8,007
1104 Rent of other buildings and structures (private property).....	1,236	1,236	2,774
1104 Rent of other buildings and structures (not specified).....	700	735	1,519
1111 Ground rents (private property).....	1,082	1,082	3,417
1111 Ground rents (not specified).....	1,282	212	837
1112 Rent of motor equipment (private property).....	1,900	1,500	4,753
1112 Rent of motor equipment (not specified).....	70,000	60,000	245,486
1113 Rent of animal-drawn vehicles and animals (private property).....		1,400	4,601
1113 Rent of animal-drawn vehicles and animals (not specified).....			21,925
1115 Rent of miscellaneous equipment (private property).....	70,000	20,000	214,681
1115 Rent of miscellaneous equipment (other Engineer projects).....	104,000	85,000	260,092
1115 Rent of miscellaneous equipment (floating plant) (other Engineer projects).....	140	140	737
1115 Rent of miscellaneous equipment (floating plant) (private property).....	125,000	115,000	352,135
11 Total rents.....	382,140	294,540	1,124,323
12 Repairs and alterations.....	1,200,000	1,025,000	3,075,136
13 Special and miscellaneous current expenses.....	85,000	70,000	213,864
30 Equipment.....	605,904	970,000	2,971,762
31 Land and interests in land.....	700,000	650,000	1,956,492
32 Structures and parts, etc.....	4,932,756	4,036,286	14,286,286
53 Refunds, awards, and indemnities.....	1,200	2,000	677
Total other obligations.....	8,957,800	8,058,626	26,693,636
Grand total obligations.....	9,735,880	8,683,126	28,571,126
Deduct in 1933 amount of prior appropriations available in 1933.....			5,409,561
Deduct in 1934 and add in 1933 unobligated balances of 1933 appropriation available in 1934.....		-6,353,000	+6,353,000
Add amounts transferred to Department of Agriculture.....	+11,000	+11,000	+15,900
Net total obligations.....	9,746,880	2,341,126	31,331,147
Deduct in 1935 and add in 1934 part of unobligated balance available in 1935.....	-9,746,880	+9,746,880	
Estimated savings and unobligated balances.....		+7,565,418	668,853
Total estimate or appropriation.....		19,653,424	32,000,000
BY ACTIVITIES OR PROJECTS			
1. Overhead and contingencies.....	1,000,000	572,126	657,327
2. Revetments.....	2,900,000	3,700,000	6,310,666
3. Levees.....	4,300,000	1,600,000	14,790,573
4. Dredging.....	946,880	911,000	5,886,712
5. Contruction works.....	600,000	400,000	925,848
6. Rights-of-way for levees.....		1,500,000	
Total obligations.....	9,746,880	8,683,126	28,571,126

National Industrial Recovery, War, Flood Control, 1933-35—

By objects	Obligations		
	Estimate, 1935	Estimate, 1934	Actual, 1933
PERSONAL SERVICES			
Personal services, field.....	\$818,500	\$13,434,000	
Deduct amount included in objects below.....	327,400	5,373,600	
Net salaries and wages, civilian employees.....	491,100	9,060,400	
0121 Pay of commissioned officers.....	5,000	10,000	
01 Personal services (net).....	496,100	8,070,400	

National Industrial Recovery, War, Flood Control, 1933-35—Contd.

By objects	Obligations		
	Estimate, 1935	Estimate, 1934	Actual, 1933
OTHER OBLIGATIONS			
02 Supplies and materials.....	\$143,700	\$2,686,800	
03 Subsistence and support of persons.....	2,390	447,800	
04 Subsistence and care of animals, etc.....	480	8,960	
05 Communication service.....	4,800	89,600	
06 Travel expenses.....	19,200	358,400	
07 Transportation of things.....	21,550	403,020	
08 Printing and binding, etc.....	5,980	111,950	
09 Advertising and publication of notices.....	480	8,960	
10 Furnishing of heat, light, power, etc.....	2,870	53,740	
11 Rents (private property).....	9,580	179,120	
11 Rents (Government property).....	2,395	44,780	
12 Repairs and alterations.....	78,070	1,459,828	
13 Special and miscellaneous current expenses.....	64,600	1,209,060	
30 Equipment.....	100,590	1,880,766	
31 Land and interests in land.....	45,500	950,000	
32 Structures and parts, etc.....	1,396,715	26,816,816	
Total other obligations.....	1,898,900	36,709,600	
Grand total obligations.....	2,395,000	44,780,000	
Unobligated balance of 1934 appropriation available in 1935.....	-2,395,000	+2,395,000	
Total allotted.....		47,175,000	
Received by transfers from Federal Emergency Administration of Public Works.....		-47,175,000	
Total estimate or appropriation.....			
BY ACTIVITIES OR PROJECTS			
1. Winoski River, Vt.....	1,195,000	360,000	
2. Mississippi River, Cairo to Head of Passes.....		7,000,000	
3. Mississippi River, Cape Girardeau to Head of Passes.....	1,200,000	35,800,000	
4. Rio Grande near San Benito, Tex.....		120,000	
5. Construction of levees, channel enlargement, bank protection and outfall gates, Sacramento River, Calif.....		1,500,000	
Total.....	2,395,000	44,780,000	

Emergency Fund for Flood Control on Tributaries of Mississippi River—

Emergency fund for flood control on tributaries of Mississippi River: For rescue work and for repair of maintenance of any flood-control work on any tributaries of the Mississippi River threatened or destroyed by flood, in accordance with section 7 of Flood Control Act, approved May 15, 1928 (U.S.C., Supp. [VI] VI, title 33, sec. 702g) [§348,000] \$341,373 (U.S.C., Supp. VI, title 33, sec. 702g; act Mar. 4, 1933, 47 Stat., p. 1599).

Estimate 1935, \$341,373

Appropriated 1934, \$348,000

By objects	Obligations		
	Estimate, 1935	Estimate, 1934	Actual, 1933
PERSONAL SERVICES, FIELD			
All personal services, field.....	\$86,270	\$189,912	\$95,988
Deduct legislative reductions.....	8,627	4,600	8,597
Total cash paid salaries and wages (see consolidated schedule).....	77,643	185,312	87,391
Deduct amount included in objects below.....	55,996	129,496	63,170
Net salaries and wages, civilian employees.....	21,647	55,816	24,221
0121 Pay of commissioned officers.....	62	62	57
0140 Allowances for quarters, heat, light, etc.....	20	20	18
01 Personal services (net).....	21,729	55,898	24,296
OTHER OBLIGATIONS			
02 Supplies and materials.....	7,353	18,698	8,157
03 Subsistence and support of persons (service).....	2,500	6,820	2,866
04 Subsistence and care of animals, etc.....	412	672	282
05 Communication service.....	961	1,502	537
06 Travel expenses.....	23,177	61,182	26,545
07 Transportation of things (service).....	3,925	8,875	3,997
08 Printing and binding, etc.....	2	2	42
10 Furnishing of heat, light, power, etc.....	60	100	40

Emergency Fund for Flood Control on Tributaries of Mississippi River—Continued.

By objects	Obligations		
	Estimate, 1935	Estimate, 1934	Actual, 1933
OTHER OBLIGATIONS—continued			
Rents:			
1111 Ground rents (private property).....	\$550	\$550	\$531
1112 Rent of motor equipment (not specified).....			5
1113 Rent of animal-drawn vehicles and animals (private property).....	115	115	105
1113 Rent of animal-drawn vehicles and animals (not specified).....	3,000	7,600	3,196
1115 Rent of miscellaneous equipment (private property).....	5,000	13,000	5,549
1115 Rent of miscellaneous equipment (other Engineer projects).....	7,000	11,100	4,504
11 Total rents.....	15,665	32,365	13,890
12 Repairs and alterations.....	21,091	31,949	36,944
13 Special and miscellaneous current expenses.....	210	260	188
30 Equipment.....	20,959	32,646	27,541
32 Structures and parts, etc.....	213,329	406,049	233,566
53 Refunds, awards, and indemnities.....	10,000	12,000	23,346
Total other obligations.....	319,644	613,120	378,020
Grand total obligations.....	341,373	669,018	402,316
Deduct in 1933 amount of prior appropriations made available for 1933.....			336,531
Deduct in 1934 and add in 1933 unobligated balance of 1933 appropriations made available in 1934.....		-325,618	+325,618
Net total obligations.....	341,373	343,400	391,403
Estimated savings.....		4,600	8,597
Total estimate or appropriation.....	341,373	348,000	400,000

Flood Control, Sacramento River, Calif.—

【Flood control, Sacramento River, California: For prosecuting work of flood control in accordance with the provisions of the Flood Control Act approved March 1, 1917 (U.S.C., title 33, sec. 703), as modified by the Flood Control Act approved May 15, 1928 (U.S.C., Supp. V, title 33, sec. 704) \$768,480】 (U.S.C., title 33, sec. 703; U.S.C., Supp. VI, title 33, sec. 704; act Mar. 4, 1933, 47 Stat., p. 1599).

Appropriated 1934, \$768,480

By objects	Obligations		
	Estimate, 1935	Estimate, 1934	Actual, 1933
PERSONAL SERVICES, FIELD			
All personal services, field.....	\$50,000	\$37,000	\$370,025
Deduct legislative reductions.....	5,000	2,150	44,720
Total cash paid salaries and wages (see consolidated schedule).....	45,000	34,850	325,305
Deduct amounts included in objects below.....	39,000	30,000	296,802
Net salaries and wages, civilian employees.....	6,000	4,850	28,503
0121 Pay of commissioned officers.....	400	350	3,533
0140 Allowances for quarters, heat, light, etc.....	100	100	1,024
01 Total personal services (net).....	6,500	5,300	33,060
OTHER OBLIGATIONS			
02 Supplies and materials.....	10,500	8,500	86,743
04 Subsistence and care of animals and storage and care of vehicles.....			298
05 Communication service.....	150	100	1,436
06 Travel expenses.....	500	500	5,166
07 Transportation of things (service).....	200	190	1,903
08 Printing and binding, etc.....	100	100	1,102
10 Furnishing of heat, light, power, water, and electricity.....	2,400	2,100	26,595
Rents:			
1101 Rent of office buildings.....		450	4,314
1112 Rent of motor equipment.....	350	350	3,540
1113 Rent of animal-drawn vehicles and animals.....			94
1115 Rent of miscellaneous equipment.....	1,400	1,300	13,467
11 Total rents.....	1,750	2,100	21,415

Flood Control, Sacramento River, Calif.—Continued.

By objects	Obligations		
	Estimate, 1935	Estimate, 1934	Actual, 1933
OTHER OBLIGATIONS—continued			
12 Repairs and alterations.....	\$6,500	\$5,400	\$56,593
13 Special and miscellaneous current expenses.....	150	145	1,462
30 Equipment.....	2,000	1,800	18,089
31 Land and interests in land.....		180	1,809
32 Structures and parts, etc.....	64,250	52,585	542,333
Total other obligations.....	88,500	73,700	764,944
Grand total obligations.....	95,000	79,000	798,004
Deduct in 1933 amount of prior appropriations available in 1933.....			-203,265
Deduct in 1934 and add in 1933 unobligated balance of 1933 appropriations available in 1934.....		-360,541	360,541
Net total obligations.....	95,000	-281,541	955,280
Deduct in 1935 and add in 1934 part of unobligated balance available in 1935.....	-95,000	+95,000	
Estimated savings and unobligated balance.....		955,021	44,720
Total estimate or appropriation.....		768,480	1,000,000

Flood Control, Lowell Creek, Alaska—

By objects	Obligations		
	Estimate, 1935	Estimate, 1934	Actual, 1933
PERSONAL SERVICES, FIELD			
All personal services, field.....		\$3,000	\$236
Deduct legislative reductions in compensation.....		360	30
01 Total cash paid salaries and wages (see consolidated schedule).....		2,640	206
Deduct amount included in objects below.....		2,640	206
Personal services (net).....			
OTHER OBLIGATIONS			
06 Travel expenses.....		280	188
12 Repairs and alterations.....		18,957	965
Total other obligations.....		19,237	1,153
1933 appropriation obligated in 1934.....		-19,237	+19,237
Net total obligation.....			20,390
Estimated savings and unobligated balances.....			610
Total estimate or appropriation.....			21,000

Flood Control, Emergency Construction—

By objects	Obligations		
	Estimate, 1935	Estimate, 1934	Actual, 1933
PERSONAL SERVICES, FIELD			
All personal services, field.....			\$1,560,044
Deduct legislative reductions.....			48,660
Total cash paid salaries and wages (see consolidated schedule).....			1,511,384
Deduct amount included in objects below.....			1,293,180
Net salaries and wages civilian employees.....			218,204
0121 Pay of commissioned officers.....			452
0140 Allowances for quarters, heat, light, etc.....			131
0150 Special and miscellaneous payments for personal services.....			750
01 Personal services (net).....			219,537
OTHER OBLIGATIONS			
02 Supplies and materials.....			178,431
03 Subsistence and support of persons (service).....			10,774
04 Subsistence and care of animals and storage and care of vehicles (service).....			124

Flood Control, Emergency Construction—Continued.

By objects	Obligations		
	Estimate, 1935	Estimate, 1934	Actual, 1933
OTHER OBLIGATIONS—continued			
05 Communication service.....			\$503
06 Travel expenses.....			25,351
07 Transportation of things (service).....			74,286
08 Printing and binding, etc.....			901
10 Furnishing of heat, light, power, etc.....			41
Rents:			
1101 Rent of office buildings (not specified).....			176
1112 Rent of motor equipment (private property).....			50
1112 Rent of motor equipment (not specified).....			8,748
1113 Rent of animal-drawn vehicles and animals (private property).....			190
1115 Rent of miscellaneous equipment (private property).....			342
1115 Rent of miscellaneous equipment (other Engineer projects).....			309,865
1115 Rent of miscellaneous equipment (not specified).....			360
11 Total rents.....			319,731
12 Repairs and alterations.....			238,449
13 Special and miscellaneous current expenses.....			2,312
30 Equipment.....			12,827
32 Structures and parts, etc.....			13,432,431
Total other obligations.....			14,236,161
Grand total obligations.....			14,515,698
Estimated savings and unobligated balance.....			984,302
Total estimate or appropriation.....			15,500,000

Total, Corps of Engineers, annual appropriations, general fund:

Estimate 1935, **\$24,386,318** Appropriated 1934, **\$60,413,517**

Mileage, traveling expenses, or per diem in lieu thereof, transportation of dependents, including packing and crating, and transportation of baggage, as authorized by law, for officers, warrant officers, and enlisted men of the Regular Army and civilian employees, traveling on duty pertaining to or on detail to or relief from non-military activities provided for in this Act under appropriations for the Quartermaster Department, Signal Corps, and Engineer Department, shall be paid from the appropriation in connection with which such travel is performed (*act Mar. 4, 1933, 47 Stat., p. 1600*).

PERMANENT SPECIFIC APPROPRIATIONS*Removing Obstructions in Mississippi, Atchafalaya, and Old Rivers—*

Estimate 1935, **\$96,500** Appropriated 1934, **\$93,542**

Operating Snag and Dredge Boats on Upper Mississippi, Illinois, and Minnesota Rivers—

That for the purpose of securing the uninterrupted work of operating snag boats on the upper Mississippi River, and of removing snags, wrecks, and other obstructions in the Mississippi River, the Secretary of War, upon the application of the Chief of Engineers, is hereby authorized to draw his warrant or requisition from time to time upon the Secretary of the Treasury for such sums as may be necessary to do such work, not to exceed in the aggregate for each year the amounts appropriated in this act for such purposes: *Provided, however*, That an itemized statement of such expenses shall accompany the annual report of the Chief of Engineers.

That the annual appropriation for operating snag boats on the upper Mississippi River, made by section 7 of the Act of August 11, 1888 (U.S.C., title 33, sec. 605), entitled "An act making appropriations for the construction, repair, and preservation of certain public works on rivers and harbors, and for other purposes," is hereby made available for similar purposes on the Illinois River, from its mouth to Copperas Creek.

The permanent annual appropriation for the removal of snags in the Mississippi River, under the River and Harbor Act of August 11, 1888 (U.S.C., title 33, sec. 604), shall be available for the removal of snags and other floating and sunken obstructions in the

Atchafalaya and Old Rivers from the junction with the Mississippi and Red Rivers down the Atchafalaya River as far as Melville, Louisiana, and so much of said appropriation as the Secretary of War may deem necessary may be expended for such removal.

That the annual appropriation for operating snag boats on the upper Mississippi River, made by section 7 of the River and Harbor Act of August 11, 1888 (U.S.C., title 33, sec. 605), is hereby made available for similar purposes on the Minnesota River and other tributaries of the upper Mississippi River now or heretofore improved by the United States (*U.S.C., title 33, secs. 604, 605*).

Estimate 1935, **\$24,720**

Appropriated 1934, **\$24,280**

Removing obstructions in Mississippi, Atchafalaya, and Old Rivers

By objects	Obligations		
	Estimate, 1935	Estimate, 1934	Actual, 1933
PERSONAL SERVICES, FIELD			
All personal services, field.....	\$35,000	\$22,680	\$41,648
Deduct legislative reductions in compensation.....	3,500		3,702
Total cash paid salaries and wages (see consolidated schedule).....	31,500	22,680	37,946
Deduct amount included in objects below.....	19,110	19,100	18,956
01 Personal services (net).....	12,390	3,580	18,990
OTHER OBLIGATIONS			
02 Supplies and materials.....	35,000	7,323	25,683
05 Communication service.....			4
06 Travel expenses.....	36	36	29
07 Transportation of things.....	60	60	67
11 Rent of miscellaneous equipment (other engineer projects).....	7,100	7,100	6,816
12 Repairs and alterations.....	20,000	20,395	20,217
30 Equipment.....			692
32 Razing structures and removing obstructions.....	21,914	11,506	11,579
Total other obligations.....	84,110	46,420	65,087
Grand total obligations.....	96,500	50,000	84,077
Estimated savings and unobligated balances.....		43,542	15,923
Total estimate or appropriation.....	96,500	93,542	100,000

Operating snag and dredge boats on Upper Mississippi, Illinois, and Minnesota Rivers

By objects	Obligations		
	Estimate, 1935	Estimate, 1934	Actual, 1933
PERSONAL SERVICES, FIELD			
All personal services, field.....	\$2,800		\$1,634
Deduct legislative reductions.....	280		87
01 Total cash paid salaries and wages (see consolidated schedule).....	2,520		1,547
OTHER OBLIGATIONS			
02 Supplies and materials.....			61
06 Travel expenses.....			7
11 Rent of miscellaneous equipment (floating plant, private property).....			132
13 Special and miscellaneous current expenses.....			972
30 Equipment.....			5
32 Razing structures and removing obstructions.....	22,200		9,580
Total other obligations.....	22,200		10,757
Grand total obligations.....	24,720		12,304
Estimated savings and unobligated balances.....		\$24,280	12,696
Total estimate or appropriation.....	24,720	24,280	25,000

NOTE.—No obligations authorized to date in 1934.

Maintenance of Channel, South Pass, Mississippi River—

The Act of Congress approved June 6, 1900 (U.S.C., title 33, sec. 602), provides that the Secretary of War is hereby authorized, in his discretion, to terminate the contract heretofore entered into with the late James B. Eads, for the maintenance of the channel through the South Pass of the Mississippi River, in pursuance of an Act of Congress approved March 3, 1875 (18 Stat., p. 463), * * * and of an Act of Congress approved June 19, 1878 (20 Stat., p. 168), * * * and of an Act of Congress approved March 3, 1879 (20 Stat., p. 376), * * *. In case of the termination of said contract by virtue of the provisions hereof or by

expiration of said contract, the Secretary of War is hereby directed to take charge of said channel, including the jetties, and all auxiliary works connected therewith, and thereafter to maintain with the utmost efficiency said South Pass Channel; and for that purpose he is hereby authorized to draw his warrants from time to time on the Treasurer of the United States, until otherwise provided for by law, for such sums of money as may be necessary, not to exceed in the aggregate for any one year \$100,000 * * * (U.S.C., title 33, sec. 602).

Estimate 1935, \$94,960

Appropriated 1934, \$89,500

By objects	Obligations		
	Estimate, 1935	Estimate, 1934	Actual, 1933
PERSONAL SERVICES, FIELD			
All personal services, field.....	\$50,400	\$44,200	\$50,527
Deduct legislative reductions.....	5,040		163
Total cash paid salaries and wages (see consolidated schedule).....	45,360	44,200	50,364
Deduct amount included in objects below.....	40,168	39,647	45,511
Net salaries and wages civilian employees.....	5,192	4,553	4,853
0150 Special and miscellaneous payments for personal services.....			1
01 Personal services (net).....	5,192	4,553	4,854
OTHER OBLIGATIONS			
02 Supplies and materials.....	17,010	13,930	20,696
05 Communication service.....	55	50	48
06 Travel expenses.....	100	85	124
07 Transportation of things (service).....	50	45	50
08 Printing and binding, etc. (service).....	75	65	71
10 Furnishing of heat, light, power, water, etc. (service).....	85	70	108
Rents:			
1104 Rent of building (private property).....	85	70	87
1115 Plant rental (other Engineer projects).....	21,000	17,500	23,653
11 Total rents.....	21,085	17,570	23,740
12 Repairs and alterations.....	10,955	8,915	4,369
13 Special and miscellaneous current expenses.....	40,248	38,187	45,585
30 Equipment.....	105		192
Total other obligations.....	89,768	78,917	94,983
Grand total obligations.....	94,960	83,470	99,837
Estimated savings and unobligated balances.....		6,030	163
Total estimate or appropriation.....	94,960	89,500	100,000

Examinations and Surveys at South Pass, Mississippi River—

The provisions of the Act of March 3, 1875 (18 Stat., p. 463), and of the Act of August 11, 1888 (U.S.C., title 33, sec. 602), with regard to examinations and surveys of South Pass, mouth of the Mississippi River, shall remain in force as fully as though they were herein reenacted in express terms, notwithstanding the termination of the contract with the late James B. Eads and associates (U.S.C., title 33, sec. 602).

Estimate 1935, \$9,200

Appropriated 1934, \$8,300

By objects	Obligations		
	Estimate, 1935	Estimate, 1934	Actual, 1933
PERSONAL SERVICES, FIELD			
All personal services, field.....	\$8,000	\$6,700	\$7,326
Deduct legislative reductions in compensation.....	800		76
Total cash paid salaries and wages (see consolidated schedule).....	7,200	6,700	7,250
Deduct amount included in objects below.....	6,680	6,210	6,751
01 Personal services (net).....	520	490	499
OTHER OBLIGATIONS			
02 Supplies and materials.....	640	390	670
05 Communication service.....	5	5	6
06 Travel expenses.....	75	65	162
07 Transportation of things (service).....	5	5	5
08 Printing and binding, etc. (service).....	5	5	2
10 Furnishing of heat, light, power, water, etc. (service).....	10	10	13
11 Rent (plant of other Engineer projects).....	1,220	1,090	1,654
12 Repairs and alterations.....	40	30	38

Examinations and Surveys at South Pass, Mississippi River—Con.

By objects	Obligations		
	Estimate, 1935	Estimate, 1934	Actual, 1933
OTHER OBLIGATIONS—continued			
13 Special and miscellaneous current expenses.....	\$6,620	\$6,210	\$6,752
30 Equipment.....			123
Total other obligations.....	8,620	7,810	9,425
Grand total, obligations.....	9,200	8,300	9,924
Estimated savings and unobligated balances.....			76
Total estimate or appropriation.....	9,200	8,300	10,000

Gauging Waters of the Mississippi River and its Tributaries—

For the purpose of securing the uninterrupted gauging of the waters of the Mississippi River and its tributaries, as provided for in joint resolution of the twenty-first of February, 1871 (16 Stat., p. 508), upon the application of the Chief of Engineers, the Secretary of War is hereby authorized to draw his warrant or requisition from time to time upon the Secretary of the Treasury for such sums as may be necessary to do such work, not to exceed in the aggregate for each year the sum of \$9,600: *Provided, however*, That an itemized statement of said expenses shall accompany the annual report of the Chief of Engineers (U.S.C., title 33, sec. 4).

Estimate 1935, \$8,965

Appropriated 1934, \$8,188

By objects	Obligations		
	Estimate, 1935	Estimate, 1934	Actual, 1933
PERSONAL SERVICES, FIELD			
All personal services, field.....	\$6,350	\$5,170	\$5,342
Deduct legislative reductions.....	635		312
Total cash paid salaries and wages (see consolidated schedule).....	5,715	5,170	5,030
Deduct amount included in objects below.....	150	130	142
01 Personal services (net).....	5,565	5,040	4,888
OTHER OBLIGATIONS			
02 Supplies and materials.....	1,454	1,264	1,275
04 Subsistence and care of animals, etc.....	5	5	3
06 Travel expenses.....	644	565	622
07 Transportation of things (service).....	5	4	5
Rents—			
1113 Rent of animal-drawn vehicles and animals (not specified).....	2	2	2
1115 Rent of miscellaneous equipment (private property).....	300	260	288
1115 Rent of miscellaneous equipment (other Engineer projects).....	520	450	506
Total rents.....	822	712	796
12 Repairs and alterations.....	310	140	298
30 Equipment.....	160	140	153
Total other obligations.....	3,400	2,830	3,152
Grand total obligations.....	8,965	7,870	8,040
Estimated savings and unobligated balances.....		318	1,560
Total estimate or appropriation.....	8,965	8,188	9,600

Operating Snag Boats on the Ohio River—

For the purpose of securing the uninterrupted work of operating snag boats on the Ohio River and removing snags, wrecks, and other obstructions in said river, the Secretary of War, upon the application of the Chief of Engineers, is hereby authorized to draw his warrant or requisition from time to time upon the Secretary of the Treasury for such sums as may be necessary to do such work, not to exceed in the aggregate for each year the sum of \$25,000: *Provided, however*, That an itemized statement of said expenses shall accompany the annual report of the Chief of Engineers.

Section 13 of "An Act making appropriations for the construction, repair, and preservation of certain public works on rivers and harbors, and for other purposes," approved September 19, 1890 (U.S.C., title 33, sec. 606), is hereby amended by inserting the words "fifty thousand dollars" in lieu of the words "twenty-five thousand dollars" therein contained (U.S.C., title 33, sec. 606).

Estimate 1935, \$49,000

Appropriated 1934, \$46,550

Operating Snag Boats on the Ohio River—Continued.

By objects	Obligations		
	Estimate, 1935	Estimate, 1934	Actual, 1933
PERSONAL SERVICES, FIELD			
All personal services, field.....	\$10,000		\$9,803
Deduct legislative reductions.....	1,000		150
01 Total cash paid salaries and wages (see consolidated schedule).....	9,000		9,653
OTHER OBLIGATIONS			
02 Supplies and materials.....	3,900		3,613
11 Rent of miscellaneous equipment (other engineer projects).....	26,600		19,292
12 Repairs and alterations.....	7,000		6,325
13 Special and miscellaneous current expenses.....	2,500		2,329
Total other obligations.....	40,000		31,559
Grand total obligations.....	49,000		41,212
Estimated savings and unobligated balances.....		\$46,550	8,788
Total estimate or appropriation.....	49,000	46,550	50,000

Permanent International Commission of Congresses of Navigation—

That the sum of \$3,000 a year is hereby appropriated, out of any money in the Treasury not otherwise appropriated, for the support and maintenance of the permanent international commission of the congresses of navigation and for the payment of the actual expenses of the properly accredited national delegates of the United States to the meetings of the congresses and of the commission; * * * (U.S.C., title 22, sec. 266).

Estimate 1935, \$3,000

Appropriated 1934, \$3,000

By objects	Obligations		
	Estimate, 1935	Estimate, 1934	Actual, 1933
05 Communication service.....	\$10	\$10	\$4
06 Travel expenses.....	1,910	1,910	1,993
07 Transportation of things (service).....	80	80	3
22 Contributions to international organizations (Permanent International Commission).....	1,000	1,000	1,000
Total estimate or appropriation.....	3,000	3,000	3,000

PERMANENT INDEFINITE APPROPRIATIONS

Operating and Care of Canals and Other Works of Navigation—

That no tolls or operating charges whatever shall be levied upon or collected from any vessel, dredge, or other water craft for passing through any lock, canal, canalized river, or other work for the use and benefit of navigation, now belonging to the United States or that may be hereafter acquired or constructed; and for the purpose of preserving and continuing the use and navigation of said canals and other public works without interruption the Secretary of War, upon the recommendation of the Chief of Engineers, United States Army, is hereby authorized to draw his warrant or requisition from time to time upon the Secretary of the Treasury to pay the actual expenses of operating, maintaining, and keeping said works in repair, which warrants or requisitions shall be paid by the Secretary of the Treasury out of any money in the Treasury not otherwise appropriated (U.S.C., title 33, sec. 5).

Estimate 1935, \$7,666,259

Appropriated 1934, \$7,695,000

By objects	Obligations		
	Estimate, 1935	Estimate, 1934	Actual, 1933
PERSONAL SERVICES, FIELD			
All personal services, field.....	\$4,565,727	\$4,765,702	\$4,682,895
Deduct legislative reductions.....	456,572	325,000	473,630
Total cash paid salaries and wages (see consolidated schedule).....	4,109,155	4,440,702	4,209,265
Deduct amounts included in objects below.....	1,179,476	1,190,940	1,333,946
Net salaries and wages, civilian employees.....	2,929,679	3,249,762	2,875,319
0121 Pay of commissioned officers.....	10,292	11,436	10,702
0140 Allowances for quarters, heat, light, etc.....	2,506	2,784	2,498
0150 Special and miscellaneous payments for personal services.....	6,735	7,483	8,625
01 Personal services (net).....	2,949,212	3,271,465	2,897,144

Operating and Care of Canals and Other Works of Navigation—Con.

By objects	Obligations		
	Estimate, 1935	Estimate, 1934	Actual, 1933
OTHER OBLIGATIONS			
02 Supplies and materials.....	\$428,617	\$412,278	\$412,454
04 Subsistence and care of animals and storage and care of vehicles (service).....	572	562	854
05 Communication service.....	57,162	56,980	66,712
06 Travel expenses.....	50,517	50,057	55,210
07 Transportation of things (service).....	35,120	35,472	32,264
08 Printing and binding, etc.....	11,475	11,468	14,400
09 Advertising and publication of notices.....	348	348	504
10 Furnishing of heat, light, power, water, and electricity (service).....	86,278	77,130	66,788
Rents:			
1101 Rent of office buildings (private property).....	27,321	27,321	28,215
1104 Rent of other buildings and structures (private property).....	60	60	53
1111 Ground rents (private property).....	30	30	26
1112 Rent of motor equipment (private property).....	527	527	566
1112 Rent of motor equipment (other engineer projects).....	250	250	262
1112 Rent of motor equipment (not specified).....	423	423	861
1113 Rent of animal-drawn vehicles and animals (private property).....	2,225	2,225	2,984
1113 Rent of animal-drawn vehicles and animals (not specified).....	80	75	76
1115 Rent of miscellaneous equipment (private property).....	1,414	1,464	3,490
1115 Rent of miscellaneous equipment (other Government agencies).....			530
1115 Rent of miscellaneous equipment (other Engineer projects).....	59,170	58,840	56,882
1115 Rent of miscellaneous equipment (floating plant, private property).....	1,550	1,350	974
11 Total rents.....	93,050	92,565	94,919
12 Repairs and alterations.....	2,900,000	1,771,464	1,830,226
13 Special and miscellaneous current expenses.....	191,361	186,712	188,509
30 Equipment.....	532,031	322,503	570,872
31 Land and interests in land.....	16	16	246
32 Structures and parts, etc.....	330,418	353,946	290,815
53 Refunds, awards, and indemnities.....	34	34	418
Total other obligations.....	4,717,047	3,381,535	3,625,185
Grand total obligations.....	7,666,259	6,653,000	6,522,329
Estimated savings and unobligated balances.....		1,042,000	1,227,671
Total estimate or appropriation.....	7,666,259	7,695,000	7,750,000

Removing Sunken Vessels or Craft Obstructing or Endangering Navigation—

Indefinite appropriation for removal of obstructions to navigation (U.S.C., title 33, sec. 416).

Estimate 1935, \$414,250

Appropriated 1934, \$448,200

By objects	Obligations		
	Estimate, 1935	Estimate, 1934	Actual, 1933
PERSONAL SERVICES, FIELD			
All personal services, field.....	\$7,500	\$8,171	\$21,535
Deduct legislative reductions.....	750	350	884
Total cash paid salaries and wages (see consolidated schedule).....	6,750	7,821	20,651
Deduct amount included in objects below.....	4,500	4,701	10,025
01 Personal services (net).....	2,250	3,120	10,626
OTHER OBLIGATIONS			
02 Supplies and materials.....	585	580	1,385
03 Subsistence and support of persons (service).....	140	140	
05 Communication service.....	15	11	12
06 Travel expenses.....	732	765	676
07 Transportation of things (service).....	30	30	217
08 Printing and binding, etc.....	280	280	29
09 Advertising and publication of notices (service).....	55	55	304
10 Furnishing of heat, light, power, etc.....			5
Rents:			
1115 Rent of miscellaneous equipment (private property).....	30	30	202
1115 Rent of miscellaneous equipment (other engineer projects).....	550	550	3,164
11 Total rents.....	580	580	3,366

Removing Sunken Vessels or Craft Obstructing or Endangering Navigation—Continued.

By objects	Obligations		
	Estimate, 1935	Estimate, 1934	Actual, 1933
OTHER OBLIGATIONS—continued			
12 Repairs and alterations.....	\$100	\$100	\$1,390
13 Special and miscellaneous current expenses.....	408,480	365,536	113,838
30 Equipment.....	1,103	1,103	18
Total other obligations.....	412,000	369,080	121,240
Grand total obligations.....	414,250	372,200	131,866
Estimated savings and unobligated balances.....		76,000	318,134
Total estimate or appropriation.....	414,250	448,200	450,000

Total, Corps of Engineers, permanent appropriations, general fund:

Estimate 1935, **\$8,366,854** Appropriated 1934, **\$8,416,560**

Total, Corps of Engineers, general fund:

Estimate 1935, **\$32,753,172** Appropriated 1934, **\$68,830,077**

SPECIAL FUND*Maintenance and Operation of Dams and Other Improvements of Navigable Waters—*

Indefinite appropriation of 50 percent of receipts from certain licenses under the Federal Water Power Act to be received and appropriated as a special fund in the Treasury for expenditure under the direction of the Secretary of War in the maintenance and operation of dams and other navigation structures owned by the United States or for other improvements of navigable waters (*U.S.C., title 16, sec. 810*).

Estimate 1935, **\$171,396** Appropriated 1934, **\$235,000**

By objects	Obligations		
	Estimate, 1935	Estimate, 1934	Actual, 1933
PERSONAL SERVICES, FIELD			
Personal services, field.....	\$116,042	\$116,042	\$126,205
Deduct legislative reductions.....	11,604		10,163
Total cash paid salaries and wages (see consolidated schedule).....	104,438	116,042	116,042
Deduct amount included in objects below.....	37,925	37,925	37,925
Net salaries and wages, civilian employees.....	66,513	78,117	78,117
0121 Pay of commissioned officers.....	229	229	229
0140 Allowances for quarters, heat, light, etc.....	72	72	72
01 Personal services (net).....	66,814	78,418	78,418
OTHER OBLIGATIONS			
02 Supplies and materials.....	4,395	4,395	4,395
05 Communication service.....	240	240	241
06 Travel expenses.....	4,000	4,000	4,007
07 Transportation of things (service).....	600	600	596
08 Printing and binding, etc.....	670	670	668
09 Advertising and publication of notices (service).....	5	5	5
10 Furnishing of heat, light, power, etc.....	345	345	346
Rents			
1101 Rent of office buildings (private property).....	1,670	1,670	1,672
1112 Rent of motor equipment.....	5	5	4
1115 Rent of miscellaneous equipment.....	970	970	972
11 Total rents.....	2,645	2,645	2,648
12 Repairs and alterations.....	59,300	59,300	59,305
13 Special and miscellaneous current expenses.....	70	70	70
30 Equipment.....	18,335	18,335	18,335
32 Structures and parts, etc.....	13,977	13,977	3,806
Total other obligations.....	104,582	104,582	94,419
Grand total obligations.....	171,396	183,000	172,837
Estimated savings and unobligated balances.....			10,163
Difference between estimates and obligations.....		52,000	67,000
Total estimate or appropriation.....	171,396	235,000	250,000

CONTRIBUTED FUNDS*Funds Contributed for River and Harbor Improvements—*

Indefinite appropriations of the amounts received and covered into the Treasury as contributions by citizens in certain localities for river and harbor improvements as provided in various acts of Congress (*U.S.C., title 33, sec. 560*).

Estimate 1935, **\$500,000**

Appropriated 1934, **\$900,000**

By objects	Obligations		
	Estimate, 1935	Estimate, 1934	Actual, 1933
PERSONAL SERVICES, FIELD			
All personal services, field.....	\$7,000	\$5,000	\$8,491
Deduct legislative reductions.....			5
Total cash paid salaries and wages (see consolidated schedule).....	7,000	5,000	8,486
Deduct amount included in objects below.....	3,800	2,600	4,690
01 Personal services (net).....	3,200	2,400	3,796
OTHER OBLIGATIONS			
02 Supplies and materials.....	960	960	1,837
05 Communication service.....			105
06 Travel expenses.....			172
07 Transportation of things (service).....			715
08 Printing and binding, etc.....			7
09 Advertising and publication of notices.....			63
Rents:			
1112 Rent of motor equipment (other Engineer projects).....			80
1115 Rent of miscellaneous equipment (floating plant, private property).....			67
1115 Rent of miscellaneous equipment (other Engineer projects).....	1,800	1,800	1,900
11 Total rents.....	1,800	1,800	2,047
12 Repairs and alterations.....	2,500	2,500	2,517
13 Special and miscellaneous current expenses.....			89
30 Equipment.....	250	250	255
32 Structures and parts, etc.....	491,290	346,403	501,883
Total other obligations.....	496,800	352,139	509,690
Grand total obligations.....	500,000	354,539	513,486
Estimated savings and unobligated balances.....			5
Difference between estimates and amount obligated.....		545,461	136,509
Total estimate or appropriation.....	500,000	900,000	650,000

Funds Advanced for River and Harbor Improvements—

Indefinite appropriation of the amounts received and covered into the Treasury as advances by local interests for prosecution of works of river and harbor improvement in accordance with section 11 of the River and Harbor Act approved March 3, 1925 (*U.S.C., title 33, sec. 561*). The Secretary of War is hereby authorized and directed to repay without interest, from appropriations which may be provided by Congress for river and harbor improvements, the moneys so contributed and expended (*U.S.C., title 33, sec. 561*).

Estimate 1935, **\$500,000**

Appropriated 1934, **\$750,000**

By objects	Obligations		
	Estimate, 1935	Estimate, 1934	Actual, 1933
PERSONAL SERVICES, FIELD			
Total cash paid salaries and wages (see consolidated schedule).....	\$25,000	\$1,200	
Deduct amount included in objects below.....	2,000		
01 Personal services (net).....	23,000	1,200	
OTHER OBLIGATIONS			
32 Structures and parts, etc.....	477,000	22,800	
Grand total obligations.....	500,000	24,000	
Difference between estimates and amounts obligated.....		726,000	\$500,000
Total estimate or appropriation.....	500,000	750,000	500,000

Funds Contributed for Flood Control, Mississippi River, Its Outlets and Tributaries—

Indefinite appropriation of the amounts received and covered into the Treasury as contributions by local interests for prosecuting work of flood control in accordance with the provisions of section 6 of the Flood Control Act approved May 15, 1928 (U.S.C., Supp. VI, title 33, sec. 702f) (U.S.C., Supp. VI, title 33, sec. 702f).

Estimate 1935, \$115,000

Appropriated 1934, \$350,000

By objects	Obligations		
	Estimate, 1935	Estimate, 1934	Actual, 1933
PERSONAL SERVICES, FIELD			
All personal services, field.....	\$23,000	\$26,800	\$60,578
Deduct legislative reductions.....			1,529
Total cash paid salaries and wages (see consolidated schedule).....	23,000	26,800	59,049
Deduct amount included in objects below.....	3,000	6,800	17,378
01 Personal services (net).....	20,000	20,000	41,671
OTHER OBLIGATIONS			
02 Supplies and materials.....	347	447	1,124
04 Subsistence and care of animals, etc.....	25	25	59
05 Communication service.....	15	15	35
06 Travel expenses.....	1,227	1,227	1,338
08 Printing and binding, etc.....	60	60	123
09 Advertising and publication of notices.....	50	50	103
Rents:			
1104 Rent of other buildings and structures.....			5
1112 Rent of motor equipment.....	1,000	1,000	2,112
1115 Rent of miscellaneous equipment (other Engineer projects).....	128	128	263
11 Total rents.....	1,128	1,128	2,380
12 Repairs and alterations.....	40	40	95
30 Equipment.....			349
32 Structures and parts, etc.....	92,108	120,071	213,121
Total other obligations.....	95,000	123,063	218,727
Grand total obligations.....	115,000	143,063	260,398
Estimated savings and unobligated balances.....			1,529
Difference between estimate and amount obligated.....		206,937	238,073
Total estimate or appropriation.....	115,000	350,000	500,000

Funds Contributed for Flood Control, Sacramento River, Calif.—

Indefinite appropriation of the amounts received and covered into the Treasury as contributions by the State of California for prosecuting work of flood control in accordance with the provisions of the Flood Control Act approved March 1, 1917 (U.S.C., title 33, sec. 703), as modified by the Flood Control Act approved May 15, 1928 (U.S.C., Supp. VI, title 33, sec. 704) (U.S.C., title 33, sec. 703; U.S.C. Supp. VI, title 33, sec. 704).

Estimate 1935, \$400,000

Appropriated 1934, \$200,000

By objects	Obligations		
	Estimate, 1935	Estimate, 1934	Actual, 1933
32 Structures and parts and nonstructural improvements to land.....	\$400,000	\$470,000	\$311,653
Difference between estimate and amount obligated.....		-270,000	-171,653
Total estimate or appropriation.....	400,000	200,000	140,000

Consolidated schedule of field employees paid from river and harbor appropriations

By objects	Obligations			
	Estimate, 1935	Estimate, 1934	Actual, 1933	
PERSONAL SERVICES, FIELD				
Members Mississippi River Commission:	Posi- Av. tions salary	Posi- Av. tions salary	Posi- Av. tions salary	
Civilians.....	3 \$7,500	3 \$7,500	2.8 \$7,500	
Commissioned officers:				
Addition to pay.....	4 401	2 401	1.4 401	
Professional service:				
Grade 7. Head engineer.....	4 6,500	4 6,500	4 6,500	
Grade 6. Hydraulic engineer.....			0.9 6,135	
Hydroelectric engineer.....	1 6,000	1 6,000	1 6,000	
Principal engineer.....	22.2 5,762	22.2 5,762	24.3 5,850	

Funds Contributed for Flood Control, Sacramento River, Calif.—Continued.

Consolidated schedule of field employees paid from river and harbor appropriations—Con.

By objects	Obligations					
	Estimate, 1935	Estimate, 1934	Actual, 1933			
PERSONAL SERVICES, FIELD—continued						
Professional service—Continued.	Posi- Av. tions salary	Posi- Av. tions salary	Posi- Av. tions salary			
Grade 5. Engineer.....	2 \$4,600	2 \$4,600	2 \$4,600			
Hydraulic engineer.....			1 5,000			
Hydroelectric engineer.....			1 4,800			
Scientist.....			1 4,800			
Senior engineer.....	70.8 4,876	68.2 4,879	67.1 4,793			
Statistician.....	1 4,600	1 4,600	1 4,600			
Superintendent.....	2 4,900	2 4,900	2 4,900			
Grade 4. Construction supervisor.....	2 3,800	2 3,800	2 3,800			
Electrical engineer.....	2 4,100	2 4,100	2 4,100			
Engineer.....	86.9 4,029	81.5 4,000	84.4 4,075			
Engraver, lithographer, and transferer.....	1 4,400	1 4,400	1 4,400			
Geologist.....	2 4,000	2 4,000	2 4,000			
Hydraulic engineer.....	1 4,200	1 4,200	1.8 4,149			
Hydroelectric engineer.....	4 4,050	4 4,050	5.3 4,039			
Mechanical engineer.....	1 3,800	1 3,800	1 3,800			
Senior engineer.....	3 4,000	3 4,000	3 4,000			
Superintendent.....	11 4,027	10 4,010	9.9 4,046			
Grade 3. Assistant engineer.....	136.9 3,380	125 3,374	141.2 3,380			
Associate engineer.....			0.9 3,400			
Attorney.....	2 3,250	2 3,250	2 3,250			
Chief draftsman.....	1 3,300	1 3,300	1 3,300			
Construction supervisor.....	5 3,540	3.5 3,600	4 3,575			
Hydroelectric engineer.....			1.1 3,218			
Land appraiser.....			1 3,244			
Law clerk.....	1 3,600	1 3,600	1 3,600			
Physician.....	1 3,300	1 3,200	1 3,200			
Statistician.....	1 3,200	1 3,200	1 3,200			
Superintendent.....	23.1 3,340	23.6 3,340	24.5 3,350			
Grade 2. Architect.....	1 2,600	1 2,600	1 2,825			
Assistant engineer.....	230 2,793	220 2,786	248.2 2,787			
Associate superintendent.....	10 2,900	10 2,900	10.1 2,883			
Attorney.....	5 2,600	5 2,600	5.3 2,644			
Construction supervisor.....	1 3,000	1 3,000	1 3,000			
Hydraulic engineer.....	2 2,600	2 2,600	2 2,600			
Junior engineer.....	1 2,600	0.9 2,600	1 2,600			
Land appraiser.....			0.4 2,977			
Physician.....	1 2,700	1 2,700	0.6 2,700			
Statistician.....	1 3,200	1 2,600	1 2,600			
Grade 1. Architect.....	2 2,000	2 2,000	1.9 2,105			
Assistant engineer.....	1 2,600	1 2,600	1.9 2,495			
Assistant medical officer.....	1 2,400	1 2,400	1 2,400			
Attorney.....	2 2,350	2 2,350	2.1 2,278			
Junior engineer.....	334.5 2,192	305.5 2,172	352.1 2,164			
Structural engineer.....	1 2,000	1 2,000	1 2,000			
Subprofessional service:						
Grade 8. Construction supervisor.....	27.8 2,604	25.5 2,603	29.7 2,634			
Draftsman.....	24 2,738	23 2,739	22.4 2,766			
Engraver, lithographer, and transferer.....	2 2,800	2 2,800	2 2,800			
Inspector.....	13 2,823	13 2,823	13.5 2,787			
Survey man and level man.....	3 2,700	3 2,700	6.2 2,701			
Surveyor.....	2 2,700	3 2,667	3.4 2,659			
Grade 7. Construction supervisor.....	1.1 2,727	1.1 2,727	1 2,900			
Draftsman.....	47 2,455	40.9 2,429	51.4 2,387			
Engraver, lithographer, and transferer.....	11 2,427	11 2,427	11 2,467			
Inspector.....	79 2,400	74.2 2,425	103.3 2,582			
Survey man and level man.....	21 2,466	19 2,450	24.1 2,460			
Surveyor.....	8 2,587	8 2,587	14 2,514			
Grade 6. Construction supervisor.....	2 2,150	2 2,150	2 2,160			
Draftsman.....	133.1 2,156	109.1 2,128	139.9 2,116			
Engraver, lithographer, and transferer.....	4 2,250	4 2,167	3 2,333			
Inspector.....	203 2,236	187 2,226	218.7 2,233			
Student engineer.....	2 2,300	1 2,300	1 2,300			
Survey man and level man.....	58.2 2,173	53.3 2,176	61.3 2,156			
Surveyor.....	19 2,331	18 2,333	16.6 2,264			
Grade 5. Draftsman.....	87 1,888	85.5 1,882	102.2 1,876			
Engraver, lithographer, and transferer.....	1 2,040	1 2,040	1 2,040			
Inspector.....	470.5 1,880	395.1 1,903	454.7 1,971			
Student engineer.....	24 1,850	12 1,840	19.7 1,811			
Survey man and level man.....	149 1,868	125.5 1,876	147.7 1,868			
Surveyor.....	18 1,871	20 1,954	15.9 1,954			
Grade 4. Draftsman.....	37 1,656	38.9 1,654	49.5 1,638			
Engraver, lithographer, and transferer.....	4 1,890	4 1,890	3.8 1,903			
Inspector.....	167.2 1,714	135.7 1,711	139.7 1,704			
Student engineer.....	26 1,708	25 1,702	26 1,718			
Survey man and level man.....	92 1,697	76 1,689	80.1 1,671			
Surveyor.....	1 1,860	1 1,860	1 1,860			
Grade 3. Construction supervisor.....	5 1,576	5 1,576	11.3 1,569			
Draftsman.....	47 1,548	33.3 1,524	48.8 1,539			
Inspector.....	265 1,561	213 1,535	234.1 1,551			
Student engineer.....	5 1,584	3 1,540	2.4 1,584			
Survey man and level man.....	119 1,583	94 1,554	131.5 1,532			
Grade 2. Construction supervisor.....			3 1,341			
Draftsman.....	19 1,370	13 1,338	17.1 1,379			
Engraver, lithographer, and transferer.....	1 1,260	1 1,260				
Inspector.....	28 1,429	20 1,413	38.2 1,442			
Student engineer.....	2 1,320	1 1,320	1.9 1,320			
Survey man and level man.....	54 1,381	49.5 1,380	79.5 1,417			
Surveyor.....	1 1,500	1 1,500	0.3 1,333			
Grade 1. Draftsman.....	3 1,220	3 1,220	2.8 1,213			
Inspector.....	19 1,162	19 1,162	19.5 1,162			
Survey man and level man.....	30 1,221	30 1,221	68 1,143			
Surveyor.....	1 1,379	1 1,379	0.3 1,250			

Funds Contributed for Flood Control, Sacramento River, Calif.—Continued.

Consolidated schedule of field employees paid from river and harbor appropriations—Con.

By objects	Obligations					
	Estimate, 1935		Estimate, 1934		Actual, 1933	
	Posi- tions	Av. salary	Posi- tions	Av. salary	Posi- tions	Av. salary
PERSONAL SERVICES, FIELD—continued						
Clerical, administrative, and fiscal service:						
Grade 12. Accountant.....	1	\$4,800	1	\$4,800	1	\$4,800
Grade 11. Clerk.....	5	3,960	5	3,960	5	3,960
Grade 10. Clerk.....	21.1	3,605	20.5	3,539	19.9	3,584
Grade 9. Accountant.....	4	3,250	3	3,267	3	3,314
Grade 8. Clerk.....	26.2	3,424	26.2	3,422	26.9	3,427
Grade 8. Accountant.....	2	2,950	3	3,000	3	3,000
Grade 8. Clerk.....	23	2,989	23	2,989	23.2	2,994
Storekeeper and assistant.....	1	3,100	1	3,100	1	3,100
Grade 7. Accountant.....	40	2,717	40	2,730	40.5	2,727
Grade 7. Clerk.....	47.7	2,706	47.2	2,708	44.5	2,700
Radio operator.....	1	2,700	1	2,700	1	2,700
Grade 6. Accountant.....	2	2,300	2	2,300	2	2,300
Grade 6. Clerk.....	50.1	2,421	50.4	2,421	50.6	2,433
Grade 5. Accountant.....	8	2,237	8	2,237	8	2,248
Grade 5. Clerk.....	153.3	2,184	145.2	2,201	157.6	2,189
Photographer.....	1	2,100	1	2,100	1	2,100
Radio operator.....	2.1	2,200	2	2,200	2.4	2,189
Storekeeper and assistant.....	1	2,200	1	2,200	1	2,200
Welfare worker.....	1	2,000	1	2,000	1	2,000
Grade 4. Clerk.....	200.5	1,884	188.1	1,891	206.1	1,878
Radio operator.....	16	1,856	13	1,853	15.4	1,849
Storekeeper and assistant.....	11	1,914	11	1,914	10.4	1,924
Grade 3. Clerk.....	190.2	1,705	187.2	1,704	208.2	1,814
Radio operator.....	4	1,620	1	1,620	5.1	1,620
Storekeeper and assistant.....	7	1,880	7	1,880	4.8	1,867
Grade 2. Clerk.....	405.9	1,496	352	1,498	442.3	1,497
Photographer.....	1	1,500	1	1,500	.7	1,518
Storekeeper and assistant.....	7	1,526	7	1,526	8	1,547
Telephone operator.....	3	1,480	3	1,480	3.4	1,498
Grade 1. Clerk.....	316.3	1,288	274.3	1,290	319.8	1,606
Storekeeper and assistant.....	4	1,275	4	1,275	3	1,280
Telephone operator.....	8.9	1,261	8.9	1,261	9.8	1,266
Custodial service:						
Grade 10. Engineman, fireman, and pumpman.....	2	2,600	2	2,600	3.9	2,600
Lockmaster.....	2	2,700	2	2,700	1.5	2,673
Master mechanic.....	2	2,900	2	2,900	3	2,867
Mechanic.....	1	3,200	1	3,200	1.1	2,955
Overseer and foreman.....	38	2,889	36	2,886	37.8	2,790
Grade 9. Engineman, fireman, and pumpman.....	1	2,600	1	2,600	.6	2,587
Lockmaster.....	2	2,350	2	2,350	1.2	2,350
Mechanic.....	13	2,608	9	2,589	13	2,563
Overseer and foreman.....	47	2,470	36	2,497	51.9	2,482
Grade 8. Engineman, fireman, and pumpman.....	2	2,200	2	2,200	1.5	2,007
Handyman.....	14	2,136	13.9	2,126	21.3	2,263
Lockmaster.....	3	2,025	3	2,025	2.7	2,076
Mechanic.....	52	2,189	53	2,190	52.9	2,230
Overseer and foreman.....	46	2,167	37	2,141	50.4	2,155
Steward.....	72.1	2,252	61	2,255	68.5	2,271
Grade 7. Cook and helper.....	11	2,209	7	2,171	13.3	2,209
Cranesman.....	4	1,965	4	1,965	5	1,985
Damtender.....	2	1,980	2	1,980	3.4	1,921
Engineman, fireman, and pumpman.....	11	1,920	11	1,920	11	1,920
Handyman.....	63	1,939	63	1,939	55.6	1,975
Lockmaster.....	4	1,935	4	1,935	2	2,454
Mechanic.....	1	2,100	1	2,100	1	2,100
Overseer and foreman.....	38	2,029	38	2,029	33	2,013
Steward.....	77.6	2,048	49	1,922	58.3	2,042
Watchman, bridgetender, and shipkeeper.....	43	2,037	31	2,002	42.7	2,068
Grade 6. Chauffeur.....	6	2,016	6	2,016	7.5	2,016
Cook and helper.....	5	2,148	5	2,148	5	2,148
Cranesman.....	4	1,920	4	1,920	5	1,872
Custodian.....	24	1,768	24	1,768	25.2	1,806
Damtender.....	1	1,740	1	1,740	1	1,740
Engineman, fireman, and pumpman.....	1	1,740	1	1,740	1	1,740
Handyman.....	81	1,762	81	1,762	79.8	1,783
Lockmaster.....	65	1,769	65	1,769	69	1,809
Mechanic.....	15	1,781	15	1,781	19.9	1,801
Overseer and foreman.....	2	1,715	2	1,715	1.5	1,754
Steward.....	13	1,740	13	1,740	17.1	1,747
Grade 5. Chauffeur.....	24	1,800	24	1,800	22.8	1,813
Cook and helper.....	117	1,918	77	1,876	118.9	1,919
Cranesman.....	1	1,920	1	1,920	1	1,920
Damtender.....	42	1,801	39	1,788	42.2	1,814
Engineman, fireman, and pumpman.....	25	1,776	19	1,756	27.8	1,787
Handyman.....	27	1,631	22	1,835	28.9	1,625
Lockmaster.....	45	1,621	45	1,621	35.2	1,564
Mechanic.....	1	1,620	1	1,620	1.5	1,656
Overseer and foreman.....	16	1,654	16	1,654	16	1,662
Steward.....	60	1,679	60	1,679	61.7	1,666
Watchman, bridgetender, and shipkeeper.....	20	1,621	20	1,621	18.8	1,639
Grade 4. Chauffeur.....	2	1,590	2	1,590	3	1,620
Cook and helper.....	15	1,548	15	1,548	15	1,548
Cranesman.....	288	1,654	288	1,654	238.7	1,663
Damtender.....	43	1,677	43	1,677	37.3	1,779
Engineman, fireman, and pumpman.....	76	1,662	54	1,657	73.5	1,646
Handyman.....	2	1,620	2	1,620	1.9	1,634
Lockmaster.....	1	1,500	1	1,500	1	1,500
Mechanic.....	14	1,747	12	1,729	15.9	1,731
Overseer and foreman.....	7	1,620	7	1,620	6.9	1,639
Steward.....	21	1,636	21	1,636	23.8	1,637

Funds Contributed for Flood Control, Sacramento River, Calif.—Continued.

Consolidated schedule of field employees paid from river and harbor appropriations—Con.

By objects	Obligations					
	Estimate, 1935		Estimate, 1934		Actual, 1933	
	Posi- tions	Av. salary	Posi- tions	Av. salary	Posi- tions	Av. salary
PERSONAL SERVICES, FIELD—continued						
Custodial service—Continued.						
Grade 4. Chauffeur.....	24	\$1,487	21	\$1,526	23.6	\$1,479
Cook and helper.....	32	1,488	31.9	1,486	34.7	1,469
Cranesman.....	1	1,560	1	1,560	1	1,560
Engineman, fireman, and pumpman.....	26	1,475	25	1,474	25.4	1,516
Handyman.....	14	1,419	14	1,419	16.7	1,392
Janitor.....	1	1,560	1	1,560	1	1,560
Laborer.....	5	1,392	5	1,392	4.9	1,457
Lockman.....	70	1,438	70	1,438	89.6	1,459
Lockmaster.....	31	1,392	31	1,392	31.1	1,410
Mechanic.....	9	1,492	8	1,484	10.3	1,480
Mechanic's helper.....	3	1,500	3	1,500	2.7	1,515
Messenger.....	3	1,500	3	1,500	3.9	1,525
Oiler.....	1	1,440	1	1,440	1	1,440
Overseer and foreman.....	27	1,577	13	1,572	21.2	1,578
Steward.....	5	1,440	1	1,440	2.9	1,526
Watchman, bridgetender, and shipkeeper.....	21	1,427	23	1,424	23	1,423
Grade 3. Chauffeur.....	8	1,417	8	1,417	9.9	1,439
Cook and helper.....	11	1,316	11	1,316	11.3	1,313
Engineman, fireman, and pumpman.....	4	1,381	4	1,381	3.3	1,391
Handyman.....	22	1,353	20	1,338	21.1	1,340
Janitor.....	3	1,260	3	1,260	3	1,260
Laborer.....	28	1,315	30	1,319	33.8	1,344
Lineman.....	30	1,335	30	1,335	26	1,350
Lockman.....	204	1,305	204	1,305	183	1,301
Lockmaster.....	37	1,325	37	1,325	37.1	1,323
Mechanic.....	2	1,410	2	1,410	3	1,440
Mechanic's helper.....	6	1,320	5	1,296	6.1	1,312
Messenger.....	8	1,365	8	1,365	9.1	1,365
Overseer and foreman.....	7	1,457	3	1,420	5.8	1,446
Steward.....	5	1,200	4	1,200	4.2	1,223
Watchman, bridgetender, and shipkeeper.....	64	1,316	58	1,316	79	1,329
Grade 2. Chauffeur.....	13	1,218	6	1,170	12.2	1,191
Cook and helper.....	58	1,080	58	1,080	65	1,086
Custodian.....	4	1,215	4	1,215	4	1,080
Damtender.....	1	1,200	1	1,200	1	1,200
Handyman.....	18	1,160	10	1,080	15.5	1,132
Janitor.....	10	1,098	10	1,098	10	1,098
Laborer.....	47	1,123	28.9	1,119	43.2	1,112
Lockman.....	99	1,176	99	1,176	99	1,181
Lockmaster.....	28	1,200	28	1,200	28	1,200
Mechanic.....	1.9	1,133	1.9	1,133	2.5	1,197
Mechanic's helper.....	3.5	1,097	2	1,110	5.1	1,092
Messenger.....	8	1,110	7.9	1,105	8.3	1,202
Overseer and foreman.....	4	1,230	2	1,260	2	1,342
Watchman, bridgetender, and shipkeeper.....	107	1,115	85	1,092	115.3	1,139
Grade 1. Cook and helper.....	2.1	828	2.1	828	6.9	837
Handyman.....	1.2	800	1.2	800	0.2	800
Laborer.....					3.6	765
Messenger.....	8	780	8	780	8.7	786
Watchman, bridgetender, and shipkeeper.....	9	833	9	833	9	833
Less than \$600. Laborer.....	2	360	1.9	355	1.6	386
<i>Positions not classified under any service under the Classification Act (floating-plant employees)</i>						
Salary range, \$3,800-\$4,600:						
Dredge engineer, master, mate, and runner.....					0.6	3,900
Master, mate, pilot, steam and gas engineer.....	3	4,000	3	4,000	4	4,000
Salary range, \$3,500-\$4,100:						
Dredge engineer, master, mate, and runner.....	3	3,800	3	3,800	4.9	3,684
Master, mate, pilot, steam and gas engineer.....	14	3,757	14	3,757	15.9	3,861
Mechanic.....	2	3,650	2	3,650	2	3,650
Salary range, \$3,200-\$3,800:						
Dredge engineer, master, mate, and runner.....	6	3,567	5	3,580	4.4	3,552
Master, mate, pilot, steam and gas engineer.....	39	3,325	28.2	3,341	35.1	3,311
Salary range, \$2,900-\$3,500:						
Dredge engineer, master, mate, and runner.....	17	3,159	17	3,159	17.1	3,101
Master, mate, pilot, steam and gas engineer.....	39	3,085	36	3,076	39.3	3,005
Salary range, \$2,600-\$3,200:						
Dredge engineer, master, mate, and runner.....	29	2,843	28	2,837	33.1	2,657
Master, mate, pilot, steam and gas engineer.....	147	2,785	120.1	2,784	158	2,757
Mechanic.....	1	2,800	1	2,800	1.5	2,767
Salary range, \$2,300-\$2,900:						
Boatman and seaman.....	3	2,300	3	2,300	1.7	2,600
Cranesman.....						
Dredge engineer, master, mate, and runner.....	44	2,498	42	2,552	41	2,544
Engineman, fireman, and pumpman.....	28	2,589	13	2,569	27.7	2,468
Leverman.....	3	2,367	3	2,367	6.9	2,680
Master, mate, pilot, steam and gas engineer.....	197	2,560	167	2,550	185.7	2,584
Mechanic.....	2.5	2,400	2.5	2,400	3.5	2,463

Funds Contributed for Flood Control, Sacramento River, Calif.—Continued.

Consolidated schedule of field employees paid from river and harbor appropriations—Con.

By objects	Obligations					
	Estimate, 1935		Estimate, 1934		Actual, 1933	
PERSONAL SERVICES, FIELD—continued						
<i>Positions not classified under any service under the Classification Act (floating-plant employees)—Continued</i>	Posi- tions	Av. salary	Posi- tions	Av. salary	Posi- tions	Av. salary
Salary range, \$2,000-\$2,600:						
Boatman and seaman.....	1	\$2,500	1	\$2,500	1.7	\$2,366
Cranesman.....	3	2,060	3	2,060	2.7	2,064
Diver and helper.....	4	2,400	3	2,433	2.5	2,524
Dredge engineer, master, mate, and runner.....	67	2,309	66	2,306	63.8	2,273
Engineman, fireman, and pumpman.....	49	2,205	43	2,234	55.4	2,163
Handyman.....	1	2,294	1	2,294	1	2,294
Leverman.....	24	2,271	23	2,269	29	2,287
Master, mate, pilot, steam and gas engineer.....	193	2,311	180.3	2,300	217.2	2,282
Mechanic.....	25	2,036	23	2,213	26.7	2,161
Salary range \$1,860-\$2,300:						
Dredge engineer, master, mate, and runner.....	3	1,980	3	1,980	3.6	2,003
Engineman, fireman, and pumpman.....	4	1,972	4	1,972	4	2,287
Leverman.....	3	1,860	2	1,860	2.5	1,875
Salary range \$1,800-\$2,160:						
Boatman and seaman.....	7	2,054	7	2,054	6.5	1,997
Cranesman.....					0.2	2,100
Dredge engineer, master, mate, and runner.....	19.1	1,986	17	1,973	18.2	1,955
Engineman, fireman, and pumpman.....	65	1,978	53	1,970	76.6	1,935
Laborer.....	1	2,100	1	2,100	1	2,100
Leverman.....	17	1,943	17	1,943	15.7	1,940
Master, mate, pilot, steam and gas engineer.....	63	2,006	56	2,004	73.5	1,978
Mechanic.....	5	1,984	5	1,984	7.1	1,894
Salary range, \$1,680-\$2,040:						
Dredge engineer, master, mate, and runner.....	1	1,800			0.8	1,720
Engineman, fireman, and pumpman.....	5	1,752	5	1,752	4.5	1,787
Leverman.....					0.2	1,740
Master, mate, pilot, steam and gas engineer.....	3	1,760	3	1,760	2.5	1,822
Salary range \$1,620-\$1,930:						
Boatman and seaman.....	11	1,726	11	1,726	8.5	1,739
Cranesman.....	7	1,887	7	1,887	5.4	1,751
Dredge engineer, master, mate, and runner.....	9	1,773	8	1,755	6.9	1,726
Engineman, fireman, and pumpman.....	54	1,719	39	1,729	53.7	1,712
Handyman.....	1	1,740	1	1,740	1.9	1,711
Master, mate, pilot, steam and gas engineer.....	46	1,775	41	1,776	50.7	1,781
Mechanic.....	12	1,720	12	1,720	12.6	1,730
Oiler.....	1	1,740	1	1,740	0.1	1,740
Salary range, \$1,500-\$1,860:						
Boatman and seaman.....	2	1,680	2	1,680	3	1,589
Dredge engineer, master, mate, and runner.....					0.3	1,513
Handyman.....	1	1,500	1	1,500	1	1,500
Leverman.....					1.6	1,670
Master, mate, pilot, steam and gas engineer.....	3	1,620	2	1,665	4	1,672
Oiler.....					5.1	1,576
Salary range, \$1,440-\$1,800:						
Boatman and seaman.....	38	1,528	37.2	1,524	52	1,526
Cranesman.....	2	1,800	1	1,800	0.7	1,800
Engineman, fireman, and pumpman.....	48	1,563	36	1,568	56.1	1,564
Handyman.....	1	1,740	1	1,740	1	1,740
Laborer.....	1	1,440	1	1,440	1.5	1,608
Lineman.....	2	1,594	2	1,594	1.9	1,608
Master, mate, pilot, steam and gas engineer.....	41	1,636	38	1,634	40.8	1,623
Mechanic.....	5	1,500	3	1,500	4.7	1,522
Oiler.....	14	1,501	14	1,501	13.2	1,489
Quartermaster.....	7	1,500	7	1,500	6.6	1,511
Salary range, \$1,320-\$1,680:						
Boatman and seaman.....	3	1,400	3	1,400	12.1	1,340
Dredge engineer, master, mate, and runner.....	1	1,500			0.8	1,510
Engineman, fireman, and pumpman.....	3	1,320	2	1,320	4	1,357
Handyman.....	1	1,320	1	1,320	1	1,320
Laborer.....	1	1,320	1	1,320	1	1,320
Leverman.....					2.4	1,450
Master, mate, pilot, steam and gas engineer.....	2	1,500	2	1,500	2.2	1,494
Oiler.....	3	1,440	2	1,440	13.3	1,329
Quartermaster.....					2	1,380
Salary range, \$1,260-\$1,620:						
Boatman and seaman.....	192	1,412	186.9	1,410	177.3	1,426
Engineman, fireman, and pumpman.....	73	1,432	64	1,441	76.9	1,463
Laborer.....	10	1,368	10	1,368	11.3	1,394
Leverman.....	1	1,440	1	1,440	.6	1,430
Lineman.....	1	1,344	1	1,344	1.3	1,292
Master, mate, pilot, steam and gas engineer.....	17	1,447	16.9	1,443	15.9	1,451
Oiler.....	83	1,355	83	1,339	74	1,368
Quartermaster.....	7	1,346	7	1,346	7.3	1,362
Salary range, \$1,200-\$1,560:						
Boatman and seaman.....	12	1,210	12	1,210	43.6	1,209
Dredge engineer, master, mate, and runner.....	1	1,200	1	1,200	1.8	1,230
Engineman, fireman, and pumpman.....	1	1,260	1	1,260	9.6	1,265
Laborer.....	5	1,200	5	1,200	4.9	1,200
Leverman.....					1.1	1,200

Funds Contributed for Flood Control, Sacramento River, Calif.—Continued.

Consolidated schedule of field employees paid from river and harbor appropriations—Con.

By objects	Obligations					
	Estimate, 1935		Estimate, 1934		Actual, 1933	
PERSONAL SERVICES, FIELD—continued						
<i>Positions not classified under any service under the Classification Act (floating-plant employees)—Continued</i>	Posi- tions	Av. salary	Posi- tions	Av. salary	Posi- tions	Av. salary
Salary range, \$1,200-\$1,560—Continued.						
Master, mate, pilot, steam and gas engineer.....	4	\$1,290	4	\$1,290	2.5	\$1,246
Oiler.....					3.7	1,318
Quartermaster.....					1.1	1,260
Salary range, \$1,080-\$1,440:						
Engineman, fireman, and pumpman.....	1	1,080	1	1,080	1.6	1,080
Laborer.....	89	1,182	89	1,182	103.8	1,163
Salary range, \$1,020-\$1,380:						
Boatman and seaman.....	259	1,176	255.5	1,175	32.1	1,218
Diver and helper.....	2	1,020	2	1,020	2	1,260
Engineman, fireman, and pumpman.....	69	1,233	66	1,241	81	1,250
Gage reader.....	1	1,140	1	1,140	1	1,140
Laborer.....	19	1,070	19	1,070	19.5	1,077
Master, mate, pilot, steam and gas engineer.....	5	1,246	5	1,246	5.9	1,264
Mechanic.....	3	1,240	3	1,240	3.4	1,195
Oiler.....	30	1,252	30	1,252	57.4	1,292
Quartermaster.....	2	1,320	2	1,320	2.2	1,300
Salary range, \$900-\$1,260:						
Boatman and seaman.....	101	1,082	101	1,082	93.1	1,031
Cranesman.....					0.1	1,080
Dredge engineer, master, mate, and runner.....					0.7	960
Engineman, fireman, and pumpman.....	1	1,080	1	1,080	1	1,080
Laborer.....	111	1,004	111	1,004	158.7	1,010
Master, mate, pilot, steam and gas engineer.....					0.1	1,080
Mechanic's helper.....	1	1,080	1	1,080	1	1,080
Oiler.....	1	1,080	1	1,080	0.7	1,080
Salary range, \$840-\$1,020:						
Boatman and seaman.....	8	999	8	999	8	1,006
Laborer.....	9	968	9	968	10.7	954
Salary range, \$600-\$840:						
Boatman and seaman.....	1	753	1	753	1.2	755
Laborer.....	11	785	10	780	15.8	781
Mechanic.....					0.2	840
Salary range \$420-\$600:						
Laborer.....	1	480	1	480	23	537
Salary range \$240-\$420:						
Charwoman and laundress.....	1	330	1	330	0.7	350
Gage reader.....	2	240	2	240	2	240
Salary range \$120-\$230:						
Boatman and seaman.....	1	180	0.9	200	1	173
Laborer.....	2	150	2	150	2	150
Total permanent, field.....	10,240.6		9,267.2		10,740.4	
Deduct lapses and administrative furloughs.....	17,825,988		17,629,719		20,441,391	
	326,745		422,252		566,531	
Net permanent, field.....	17,499,243		17,207,467		19,874,860	
Temporary employees, field.....	1,929,936		4,905,166		15,923,448	
All personal services, field.....	19,429,179		22,112,633		35,798,308	
Deduct subsistence and quarters furnished.....	3,350,612		2,724,740		3,614,653	
	16,078,567		19,387,893		32,183,655	
Deduct legislative reductions.....			2,772,035		3,117,266	
Total cash paid salaries and wages.....	16,078,567		16,615,858		29,066,389	
Less reimbursements received.....	905,286		926,284		1,378,201	
01 Personal services, civilian employees, field.....	16,853,089		15,689,574		27,688,188	
The salaries and wages in the foregoing schedule are distributed to appropriations as follows:						
Maintenance and improvement of existing river and harbor works.....	8,424,000		7,124,000		13,855,587	
Maintenance and improvement of existing river and harbor works, emergency construction.....			8,913		904,942	
Flood control, Mississippi River and its tributaries.....	2,250,000		3,657,495		6,478,058	
Flood control, emergency construction, act July 21, 1932.....					1,511,384	
Emergency fund for flood control on tributaries of Mississippi River.....	77,643		185,312		87,391	
Flood control, Sacramento River, Calif.....	45,000		34,850		325,305	
Removing obstructions in Mississippi, Atchafalaya, and Old Rivers.....	31,500		22,680		37,946	
Operating snag and dredge boats on Upper Mississippi, Illinois, and Minnesota Rivers.....	2,520				1,547	
Maintenance of channel, South Pass, Mississippi River.....	45,360		44,200		50,364	
Examinations and surveys at South Pass, Mississippi River.....	7,200		6,700		7,250	
Gaging waters of the Mississippi River and its tributaries.....	5,715		5,170		5,030	
Operating snag boats on the Ohio River.....	9,000				9,653	
Operating and care of canals and other works of navigation.....	4,109,155		4,440,702		4,209,265	
Removing sunken vessels or craft obstructing or endangering navigation.....	6,750		7,821		20,651	

Funds Contributed for Flood Control, Sacramento, River, Calif.—Continued.

Consolidated schedule of field employees paid from river and harbor appropriations—Con.

By objects	Obligations					
	Estimate, 1935		Estimate, 1934		Actual, 1933	
PERSONAL SERVICES, FIELD—continued						
The salaries and wages in the foregoing schedule are distributed to appropriations as follows—Continued.	Posi- tions	Av. salary	Posi- tions	Av. salary	Posi- tions	Av. salary
Funds contributed for river and harbor improvements.....		\$7,000		\$5,000		\$8,486
Maintenance and operation of dams and other improvements of navigable waters.....		104,438		116,042		116,042
Funds advanced for river and harbor improvements.....		25,000		1,200		-----
Funds contributed for flood control, Mississippi River, its outlets, and tributaries.....		23,000		26,800		59,049
Dredging channel, Fort Pierce Harbor, Fla.....		-----		49		32
Flood control, Lowell Creek, Alaska.....		-----		2,640		206
Total as per foregoing schedule.....		16,853,089		15,689,574		27,688,188
Deduct legislative reductions.....		1,679,808		-----		-----
Net.....		15,173,281		15,689,574		27,688,188

Total, Corps of Engineers, contributed funds:

Estimate 1935, **\$1,515,000** Appropriated 1934, **\$2,200,000**

Total, Corps of Engineers, general, special, and contributed funds:

Estimate 1935, **\$34,439,568** Appropriated 1934, **\$71,265,077**

UNITED STATES SOLDIERS' HOME

Permanent appropriation:

Soldiers' Home, Interest Account—

That all funds of the home not needed for current use, and which are not now invested in United States registered bonds, shall as soon as received, or as soon as present investments can be converted into money without loss, be deposited in the Treasury of the United States to the credit of the home as a permanent fund, and shall draw interest at the rate of 3 per centum per annum, which shall be paid quarterly to the treasurer of the home, and the proceeds of such registered bonds, as they are paid, shall be deposited in like manner. * * * (*U.S.C., title 31, sec. 711; title 24, secs. 44-46*).

Estimate 1935, **\$110,000** Appropriated 1934, **\$110,000**

By objects	Obligations		
	Estimate, 1935	Estimate, 1934	Actual, 1933
20 Interest.....	\$110,000	\$110,000	\$104,382
Difference between estimate and amount expended.....	-----	-----	5,618
Total estimate or appropriation.....	110,000	110,000	110,000

Trust fund:

Soldier's Home, Permanent Fund—

Indefinite appropriation of all stoppages or fines adjudged against soldiers by sentence of courts-martial, over and above any amount that may be due for the reimbursement of Government or of individuals, all forfeitures on account of desertion, and all moneys belonging to the estates of deceased soldiers which now or may hereafter be unclaimed for the period of three years subsequent to the death of said soldier or soldiers, to be paid by the commissioners of the institution upon demand of the heirs or legal representatives of the deceased.

The commissioners are also authorized to receive all donations of money or property made by any person for the benefit of the institution and hold the same for its sole and exclusive use.

That all funds of the home not needed for current use, and which are not now invested in United States registered bonds, shall, as soon as received, or as soon as present investments can be converted into money without loss, be deposited in the Treasury of the United States to the credit of the home as a permanent fund and shall draw interest at the rate of 3 per centum per annum, which shall be paid quarterly to the treasurer of the home, and the proceeds of such registered bonds, as they are paid, shall be deposited in like manner. No part of the principal sum so deposited shall be withdrawn for use except upon a resolution of the board of commissioners, stating the necessity, and approved by the Secretary of War (*U.S.C., title 31, sec. 711; title 24, secs. 44-46*).

Estimate 1935, **\$753,750**

Appropriated 1934, **\$607,000**

By objects	Obligations		
	Estimate, 1935	Estimate, 1934	Actual, 1933
22 Trust funds.....	\$753,750	\$607,000	\$559,498
Difference between estimate and amount appropriated.....	-----	-----	+47,502
Total estimate or appropriation.....	753,750	607,000	607,000

Total, United States Soldiers' Home:

Estimate 1935, **\$863,750**

Appropriated 1934, **\$717,000**

National Industrial Recovery, War, Insular Affairs, 1933-35, Puerto Rico—

By objects	Obligations		
	Estimate, 1935	Estimate, 1934	Actual, 1933
PERSONAL SERVICES			
Personal services, field.....	\$270,000	\$480,000	-----
Deduct amount included in objects below.....	108,000	162,200	-----
01 Personal services (net).....	162,000	317,800	-----
OTHER OBLIGATIONS			
02 Supplies and materials.....	54,000	96,000	-----
03 Subsistence and support of persons.....	8,100	14,400	-----
04 Subsistence and care of animals.....	200	295	-----
05 Communication service.....	810	1,500	-----
06 Travel expenses.....	2,700	4,800	-----
07 Transportation of things.....	15,900	28,600	-----
08 Printing and binding, etc.....	500	1,100	-----
09 Advertising and publication of notices.....	80	150	-----
10 Furnishing of heat, light, power, etc.....	800	1,400	-----
11 Rents.....	3,200	5,775	-----
12 Repairs and alterations.....	2,160	3,840	-----
13 Special and miscellaneous current expenses.....	5,400	9,600	-----
30 Equipment.....	16,200	48,000	-----
32 Structures and parts, etc.....	267,950	426,740	-----
Total, other obligations.....	378,000	642,200	-----
Grand total, obligations.....	540,000	960,000	-----
Unobligated balance of 1934, available in 1935.....	-540,000	+540,000	-----
Total.....	-----	+1,500,000	-----
Received by transfer from Federal Emergency Administration of Public Works.....	-----	-1,500,000	-----
Total estimate or appropriation.....	-----	-----	-----
BY ACTIVITIES OR PROJECTS			
1. Construction of roads.....	340,000	660,000	-----
2. Drainage of swamps.....	200,000	300,000	-----
Total.....	540,000	960,000	-----

Total, nonmilitary activities:

Estimate 1935, **\$37,007,925**

Appropriated 1934, **\$73,796,838**

Total, War Department, exclusive of Panama Canal:

Estimate 1935, **\$287,703,033**

Appropriated 1934, **\$350,923,119**

THE PANAMA CANAL

Maintenance and Operation, Panama Canal—

The limitations on the expenditure of appropriations hereinbefore made in this Act shall not apply to the appropriations for the Panama Canal.

For every expenditure requisite for and incident to the maintenance and operation, sanitation, and civil government of the Panama Canal and Canal Zone, including the following: Compensation of all officials and employees; foreign and domestic newspapers and periodicals; law books not exceeding \$1,000; textbooks and books of reference; printing and binding, including printing of annual report; rent and personal services in the District of Columbia; purchase or exchange of typewriting, adding, and other machines; purchase or exchange, maintenance, repair, and operation of motor propelled and horse-drawn passenger-carrying vehicles; claims for damages to vessels passing through the locks of the Panama Canal, as authorized by the Panama Canal Act; claims for losses of or damages to property arising from the conduct of authorized business operations; claims for damages to property arising from the maintenance and operation, sanitation, and civil government of the Panama Canal; acquisition of land and land under water, as authorized in the Panama Canal Act; expenses incurred in assembling, assorting, storing, repairing, and selling material, machinery, and equipment heretofore or hereafter purchased or acquired for the construction of the Panama Canal which are unserviceable or no longer needed, to be reimbursed from the proceeds of such sales; expenses incident to conducting hearings and examining estimates for appropriations on the Isthmus; expenses incident to any emergency arising because of calamity by flood, fire, pestilence, or like character not foreseen or otherwise provided for herein; traveling expenses, when prescribed by the Governor of the Panama Canal to persons engaged in field work or traveling on official business; and for such other expenses not in the United States as the Governor of the Panama Canal may deem necessary best to promote the maintenance and operation, sanitation, and civil government of the Panama Canal, all to be expended under the direction of the Governor of the Panama Canal and accounted for as follows (*U.S.C., title 48, sec. 1305; act Mar. 4, 1933, 47 Stat., p. 1600*):

For maintenance and operation of the Panama Canal: Salary of the governor, \$10,000; purchase, inspection, delivery, handling, and storing of materials, supplies, and equipment for issue to all departments of the Panama Canal, the Panama Railroad, other branches of the United States Government, and for authorized sales; payment in lump sums of not exceeding the amounts authorized by the Injury Compensation Act approved September 7, 1916 (*U.S.C., title 5, sec. 793*), to alien cripples who are now a charge upon the Panama Canal by reason of injuries sustained while employed in the construction of the Panama Canal; for continuing the construction of the Madden Dam across the Chagres River at Alhajuela for the storage of water for use in the maintenance and operation of the Panama Canal, together with a hydroelectric plant, roadways, and such other work as in the judgment of the Governor of the Panama Canal may be necessary, to cost in the aggregate not to exceed \$15,500,000; in all, **\$9,172,700**, \$4,971,490, together with all moneys arising from the conduct of business operations authorized by the Panama Canal Act [and such sums, aggregating not to exceed \$2,000,000, as may be deposited in the Treasury of the United States as dividends by the Panama Railroad Company] (*U.S.C., title 5, sec. 793; title 48, sec. 1305; act Mar. 4, 1933, 47 Stat., pp. 1600-1601*).

Estimate 1935, **\$4,971,490**Appropriated 1934, **\$9,172,700**

By objects	Obligations					
	Estimate, 1935		Estimate, 1934		Actual, 1933	
<i>Executive office</i>						
PERSONAL SERVICES, FIELD	Posi- tions	Av. salary	Posi- tions	Av. salary	Posi- tions	Av. salary
Clerical, administrative, and fiscal service:						
Unclassified, Governor.....	1	\$10,000	1	\$10,000	1	\$10,000
Grade 15. Engineer of maintenance.....	1	9,000	1	9,000	1.1	9,091
Grade 14. Executive secretary.....	1	8,000	1	8,000	1	8,000
Grade 12. Chief clerk.....	1	5,750	1	5,750	1	5,750
Grade 11. Aeronautical inspector.....	1	5,558	1	5,558	1	5,558
Grade 10. Chief of bureau.....	1	4,875	1	4,875	1	4,875
Grade 9. Assistant chief clerk.....	1	4,375	1	4,375	1	4,375
Editor and statistician.....	1	4,250	1	4,250	1	4,250
Secretary to Governor.....	2	4,000	2	4,000	2	4,000
Grade 8. Chief of bureau.....	2	3,813	2	3,813	2	3,813
Office assistant.....	1	3,750	1	3,750	1.2	3,875
Surveying officer.....	1	3,750	1	3,750	1	3,750
Grade 7. Clerk.....	1	3,625	2	3,625	2	3,625
Chief of section.....	2	3,500	1	3,500	1	3,500
Chief of bureau.....	1	3,500	1	3,500	1	3,500
Inspector.....	1	3,500	1	3,500	1	3,500

Maintenance and Operation, Panama Canal—Continued.

By objects	Obligations					
	Estimate, 1935		Estimate, 1934		Actual, 1933	
<i>Executive office—Continued</i>						
PERSONAL SERVICES, FIELD—continued	Posi- tions	Av. salary	Posi- tions	Av. salary	Posi- tions	Av. salary
Clerical, administrative, and fiscal service—Continued.						
Grade 6. Statistician.....	1	\$3,500	1	\$3,500	1	\$3,500
Assistant surveying officer.....	2	3,313	2	3,313	2	3,313
Office assistant.....	4	3,188	4	3,188	4	3,188
Grade 5. Photographer.....	1	3,500	1	3,500	1	3,500
Supervising roll keeper.....	1	3,500	1	3,500	1	3,500
Relief roll keeper.....	1	3,250	1	3,250	1	3,250
Statistician.....	1	3,125	1	3,125	1	3,125
Translator.....	1	2,875	1	2,875	1	2,875
Clerk.....	19.4	2,861	19.4	2,861	23.1	2,887
Grade 4. Clerk.....	12.7	2,430	12.7	2,430	16	2,527
Grade 3. Clerk.....	16	2,109	16	2,109	17.3	2,142
Grade 2. Clerk.....	7	1,886	7	1,886	8.5	1,951
Grade 1. Clerk.....	3	1,575	3	1,575	3	1,575
Professional service:						
Grade 6. Assistant engineer of maintenance.....	1	7,000	1	7,000	1	7,500
Assistant to Governor.....	0.2	7,000	0.2	7,000	0.1	7,000
Grade 2. Librarian.....	1	3,250	1	3,250	1.3	3,250
Grade 1. Assistant librarian.....	1	2,500	1	2,500	1	2,500
Cataloger.....	1	2,500	1	2,500	1	2,500
Unclassified service:						
Assistant chief customs inspector and deputy shipping commissioner.....	2	3,504	2	3,504	2	3,504
Member, wage and complaints board.....	1	3,396	1	3,396	1	3,396
Special deputy shipping commissioner.....	1	3,252	1	3,252	1	3,252
Boarding officer.....	6	2,880	6	2,880	6	2,880
Deputy shipping commissioner.....	5	2,827	5	2,827	5	2,827
Clerk.....	2	960	2	960	2	960
Library assistant.....	1	720	1	720	0.5	720
Subprofessional service:						
Grade 5. Branch librarian.....	1	2,250	1	2,250	1	2,250
Grade 3. Library assistant.....	1	1,950	1	1,950	1	1,950
Grade 2. Library assistant.....	1	1,800	1	1,800	1	1,800
Total permanent, field.....	113.1	337,183	113.3	338,683	125.1	374,350
Deduct salaries paid by U.S. Army (Governor, \$6,124; engineer of maintenance, \$7,200; assistant engineer of maintenance, \$5,692; aeronautical inspector, \$5,558).....		24,574		25,764		26,201
Deduct lapses and administrative furloughs.....		3,237		2,047		2,047
Net permanent, field.....		309,372		310,872		346,102
Alien employees: Boy, foreman, messenger, office helper.....	36	761	36	761	36	745
Total, alien employees.....		27,396		27,396		26,820
All personal services, field.....		336,768		338,268		372,922
Deduct legislative reductions.....		33,677		50,740		37,868
Total cash paid, salaries and wages.....		303,091		287,528		335,054
<i>Bureau of clubs and playgrounds</i>						
PERSONAL SERVICES, FIELD						
Clerical, administrative, and fiscal service:						
Grade 9. General secretary.....	1	4,250	1	4,250	1	4,250
Grade 8. Business secretary.....	1	3,625	1	3,625	1	3,625
Secretary.....	1	3,625	1	3,625	1	3,625
Grade 7. Secretary.....	2	3,625	2	3,625	2	3,625
Grade 6. Secretary.....	2	3,125	2	3,125	2	3,125
Assistant secretary and office assistant.....	1	3,125	1	3,125	1	3,125
Grade 5. Assistant secretary and office assistant.....	2	2,750	2	2,750	2	2,750
Grade 4. Assistant secretary and physical director.....	2	2,325	2	2,325	2	2,325
Secretary.....	6	2,325	6	2,325	5.5	2,559
Assistant secretary and office assistant.....	1	2,250	1	2,250	1.2	2,468
Grade 3. Clerk.....	1	2,250	1	2,250	1	2,250
Secretary.....	1	2,175	1	2,175	1	2,175
Grade 2. Clerk.....	1	1,800	1	1,800	1.1	2,025
Motion-picture operator.....	3	1,800	3	1,800	2.9	1,800
Grade 1. Clerk.....	1	1,575	1	1,575	1	1,800
Assistant motion-picture operator.....	4	1,575	4	1,575	2.9	1,575
Cashier.....	2	1,575	2	1,575	2	1,575
Subprofessional service:						
Grade 6. Swimming instructor.....	1	3,125	1	3,125	1	3,125
Assistant secretary and physical director.....	1	2,875	1	2,875	1	2,875
Physical director.....	1	2,750	1	2,750	1	2,750
Motion-picture manager.....	1	2,750	1	2,750	1	2,750
Grade 4. Playground directress.....	1	2,325	1	2,325	1	2,325
Grade 3. Playground directress.....	1	2,100	1	2,100	1	2,100
Grade 2. Playground directress.....	1	1,575	1	1,575	1	1,575
Assistant playground directress.....	2	1,373	2	1,373	2	1,373
Custodial service:						
Grade 2. Custodian.....	1	1,425	1	1,425	0.5	1,425
Grade 1. Custodian.....	1	750	1	750	1	863
Unclassified service:						
Cashier.....	5	1,248	5	1,248	5	1,284
Saleswoman.....	3	960	3	960	2	960
Total permanent, field.....	51	108,666	51	108,666	48.1	106,863

Maintenance and Operation, Panama Canal—Continued.

By objects	Obligations					
	Estimate, 1935		Estimate, 1934		Actual, 1933	
<i>Bureau of clubs and playgrounds—Contd.</i>						
PERSONAL SERVICES, FIELD—continued	Posi- tions	Av. salary	Posi- tions	Av. salary	Posi- tions	Av. salary
Deduct lapses and administrative furloughs.		\$2, 118		\$2, 118		\$2, 118
Net permanent, field.		106, 548		106, 548		104, 745
Alien employees: Artisan, attendant, cook, janitor, messenger, office helper, waiter.	148	623	148	623	148	607
Total, alien employees.		92, 204		92, 204		89, 836
All personal services, field.		198, 752		198, 752		194, 581
Deduct legislative reductions.		19, 875		29, 813		14, 870
Total cash paid salaries and wages.		178, 877		168, 939		179, 711
<i>Accounting Office</i>						
PERSONAL SERVICES, FIELD						
Clerical, administrative, and fiscal service:						
Grade 14. Auditor.	1	8, 750	1	8, 750	1	8, 750
Grade 13. Assistant auditor.	1	7, 000	1	7, 000	1	7, 000
Grade 11. Chief accountant.	1	5, 000	1	5, 000	1	5, 000
Grade 9. Claim officer.	1	4, 500	1	4, 500	1	4, 500
Grade 8. Chief examiner.	1	4, 000	1	4, 000	1.3	4, 231
Grade 8. Railroad accountant.	1	4, 000	1	4, 000	1	4, 000
Grade 8. Commissary accountant.	1	3, 750	1	3, 750	1	3, 750
Chief traveling inspector.	1	3, 625	1	3, 625	1.3	3, 750
Chief of section.					1	3, 750
Assistant chief accountant.	1	3, 625	1	3, 625	1	3, 625
Grade 7. Chief of section.	3	3, 542	3	3, 542	3.5	3, 679
Chief time inspector.	1	3, 500	1	3, 500	1	3, 500
Traveling inspector.	2	3, 438	2	3, 438	3	3, 417
Accountant.	5	3, 400	5	3, 400	4	3, 438
Chief property inspector.	1	3, 375	1	3, 375	1	3, 375
Assistant railroad accountant.	1	3, 375	1	3, 375	1	3, 375
Clerk.	1	3, 250	1	3, 250	1	3, 250
Grade 6. Office assistant.	1	3, 500	1	3, 500	1	3, 500
Time inspector.	1	3, 375	1	3, 375	1	3, 375
Clerk.	2	3, 188	2	3, 188	2	3, 188
Chief of section.	1	3, 125	1	3, 125		
Accountant.	7	3, 107	7	3, 107	7	3, 125
Grade 5. Time inspector.	5	2, 875	5	2, 875	5	2, 875
Accountant.	16	2, 867	16	2, 867	17.3	2, 875
Clerk.	15	2, 775	15	2, 775	14.2	2, 835
Grade 4. Clerk.	16	2, 386	16	2, 386	21.6	2, 460
Grade 3. Operative.	2	2, 325	2	2, 325	2	2, 325
Clerk.	17	2, 201	17	2, 201	20.4	2, 205
Clerical, administrative, and fiscal service:						
Grade 2. Operative.	8	1, 978	8	1, 978	8.5	1, 972
Clerk.	11	1, 936	11	1, 936	12	1, 963
Grade 1. Head operative.					1	1, 650
Operative.	1	1, 650	1	1, 650	1	1, 650
Clerk.	6	1, 533	6	1, 533	5.1	1, 494
Unclassified service:						
Operative.	17	1, 369	17	1, 369	17.9	1, 360
Clerk.	2	1, 140	2	1, 140	2	1, 140
Total permanent, field.	151	386, 013	151	386, 013	164.1	421, 255
Deduct lapses and administrative furloughs.		2, 500		2, 500		4, 468
Net permanent, field.		383, 513		383, 513		416, 787
Alien employees: Office helper.	3	920	3	920	3	904
Total, alien employees.		2, 760		2, 760		2, 712
All personal services, field.		386, 273		386, 273		419, 499
Deduct legislative reductions.		38, 627		57, 941		44, 198
Total cash paid salaries and wages.		347, 646		328, 332		375, 301
<i>Paymaster's Office</i>						
PERSONAL SERVICES, FIELD						
Clerical, administrative, and fiscal service:						
Grade 12. Paymaster.	1	6, 500	1	6, 500	1	6, 500
Grade 10. Assistant paymaster.	1	4, 625	1	4, 625	1	4, 625
Grade 7. Paying teller.	2	3, 625	2	3, 625	2	3, 625
Grade 6. Accountant.	1	3, 500	1	3, 500	1	3, 500
Pay clerk.	2	3, 250	2	3, 250	2	3, 250
Grade 5. Clerk.	1	3, 000	1	3, 000	1	3, 000
Pay clerk.	1	2, 875	1	2, 875	1	2, 875
Grade 3. Clerk.	1	2, 550	1	2, 550	1	2, 550
Grade 1. Clerk.	1	1, 650	1	1, 650	1	1, 650
Unclassified service:						
Money counter.					1	1, 200
Total permanent, field.	11	38, 450	11	38, 450	12	39, 650
Deduct lapses and administrative furloughs.		2, 750		2, 750		140
Net permanent, field.		35, 700		35, 700		39, 510
Alien employees: Money counter, office helper.	2	765	2	765	2	749
Total, alien employees.		1, 530		1, 530		1, 498
All personal services, field.		37, 230		37, 230		41, 008
Deduct legislative reductions.		3, 723		5, 585		4, 188
Total cash paid salaries and wages.		33, 507		31, 645		36, 820

Maintenance and Operation, Panama Canal—Continued.

By objects	Obligations					
	Estimate, 1935		Estimate, 1934		Actual, 1933	
<i>Collector's Office</i>						
PERSONAL SERVICES, FIELD						
Clerical, administrative, and fiscal service:						
Grade 12. Collector.	1	\$6, 500	1	\$6, 500	1	\$6, 500
Grade 10. Deputy collector.	1	4, 625	1	4, 625	1	4, 625
Grade 7. Deputy collector.	2	3, 438	2	3, 438	2.3	3, 462
Grade 6. Deputy collector.	3	3, 167	3	3, 167	3	3, 167
Grade 5. Deputy collector.	4	2, 875	4	2, 875	4	2, 875
Grade 4. Clerk.	1	2, 250	1	2, 250	1.3	2, 527
Grade 2. Clerk.					1.2	1, 967
Grade 1. Clerk.	1	1, 320	1	1, 320	1	1, 320
Total permanent, field.	13	42, 572	13	42, 572	14.8	47, 054
Deduct lapses and administrative furloughs.		2, 250		2, 250		16
Net permanent, field.		40, 322		40, 322		47, 038
Deduct legislative reductions.		4, 032		6, 048		4, 907
Total cash paid salaries and wages.		36, 290		34, 274		42, 131
<i>Office Engineer</i>						
PERSONAL SERVICES, FIELD						
Professional service:						
Grade 5. Office engineer.	1	6, 000	1	6, 000	1	6, 000
Grade 4. Assistant office engineer.	1	5, 250	1	5, 250	1	5, 250
Architect.	1	5, 250	1	5, 250	1	5, 250
Grade 3. Assistant engineer.	2	4, 375	2	4, 375	2	4, 375
Grade 2. Assistant architect.	1	3, 875	1	3, 875	1	3, 875
Engineer designer.	1	3, 625	1	3, 625	0.9	3, 625
Draftsman.	2	3, 625	2.5	3, 625	4.5	3, 625
Junior engineer.	1	3, 625	1	3, 625	2.1	3, 560
Architectural designer.	3	3, 583	3.2	3, 527	4	3, 500
Structural designer.			0.6	3, 250	2	3, 250
Subprofessional service:						
Grade 8. Draftsman.	3	3, 542	3	3, 542	3	3, 542
Grade 7. Draftsman.	4	3, 281	4	3, 281	6.5	3, 173
Grade 4. Draftsman.	1	2, 175	1	2, 175	1	2, 175
Grade 3. Tracer.					1.1	1, 950
Clerical, administrative, and fiscal service:						
Grade 5. Clerk.	1	3, 000	1	3, 000	1	3, 000
Unclassified service:						
Clerk.	1	1, 020	1	1, 020	1	1, 020
Total permanent, field.	23	84, 319	24.3	88, 619	33.1	116, 267
Deduct lapses and administrative furloughs.		464		464		464
Net permanent, field.		83, 855		88, 155		115, 803
Alien employees: Blueprinter, office helper.	3	680	3	680	3	664
Total, alien employees.		2, 040		2, 040		1, 992
All personal services, field.		85, 895		90, 195		117, 795
Deduct legislative reductions.		8, 589		13, 529		12, 682
Total cash paid, salaries and wages.		77, 306		76, 666		105, 113
<i>Surveys, meteorology and hydrography</i>						
PERSONAL SERVICES, FIELD						
Professional service:						
Grade 4. Chief of surveys.	1	5, 250	1	5, 250	1	5, 250
Grade 3. Assistant engineer.	1	4, 375	1	4, 375	1	4, 375
Principal hydrographer.	1	4, 375	1	4, 375	1	4, 375
Grade 2. Meteorologist.	1	3, 625	1	3, 625	1	3, 625
Junior engineer.	3	3, 458	3	3, 458	3	3, 458
Grade 1. Junior engineer.	3	3, 000	3	3, 000	3	3, 000
Meteorologist.	1	3, 000	1	3, 000	1	3, 000
Hydrographer.	1	2, 750	1	2, 750	1	2, 750
Subprofessional service:						
Grade 6. Meteorologist.	1	2, 875	1	2, 875	1	2, 875
Grade 5. Surveyor.	1	2, 250	1	2, 250	1	2, 250
Grade 4. Observer.	1	2, 250	1	2, 250	1	2, 250
Recorder.					1	1, 800
Grade 1. Recorder.	2	1, 313	2	1, 313	1.6	1, 300
Student recorder.	1	1, 275	1	1, 275	1.3	1, 275
Unclassified service:						
Foreman.					0.5	1, 788
Total permanent, field.	18	54, 025	18	54, 025	19.4	56, 556
Deduct lapses and administrative furloughs.		2, 100		2, 100		99
Net permanent, field.		51, 925		51, 925		56, 457
Alien employees: Boatman, chainman, cook, foreman, observer, office helper.	46	660	46	660	48	644
Total, alien employees.		30, 360		30, 360		30, 912
All personal services, field.		82, 285		82, 285		87, 369
Deduct legislative reductions.		8, 228		12, 343		7, 196
Total cash paid salaries and wages.		74, 057		69, 942		80, 173
<i>Public Buildings and Grounds</i>						
PERSONAL SERVICES, FIELD						
Clerical, administrative, and fiscal service:						
Grade 14. Chief quartermaster.	1	8, 750	1	8, 750	1	8, 750
Grade 13. Assistant chief quartermaster.	1	7, 000	1	7, 000	1	7, 000

Maintenance and Operation, Panama Canal—Continued.

By objects	Obligations					
	Estimate, 1935		Estimate, 1934		Actual, 1933	
Public Buildings and Grounds—Continued						
PERSONAL SERVICES, FIELD—continued						
Clerical, administrative, and fiscal service—Continued.	Posi- tions	Av. salary	Posi- tions	Av. salary	Posi- tions	Av. salary
Grade 9. District quartermaster	1	\$4,625	1	\$4,625	1	\$4,625
Chief clerk	1	4,250	1	4,250	1	4,250
Grade 8. District quartermaster	1	4,250	1	4,250	1	4,250
Grade 7. District quartermaster	1	3,875	1	3,875	1	3,875
Assistant district quartermaster	3	3,500	3	3,500	2	3,500
Grade 6. Clerk	1	3,500	1	3,500	1	3,500
Foreman	1	3,250	1	3,250	1	3,250
Grade 5. Clerk	6	2,875	6	2,875	6	2,875
Foreman	1	2,875	1	2,875	1	2,875
Grade 4. Foreman	2	2,250	2	2,250	2.3	2,250
Grade 3. Clerk	1	2,550	1	2,550	2	2,550
Foreman	1	2,100	1	2,100	1	2,508
Grade 2. Clerk	1.1	1,950	1.1	1,950	4.5	1,833
Grade 1. Clerk	2	1,838	2	1,838	2	1,838
Telephone operator	1	1,800	1	1,800	1	1,800
Gasoline station attendant	2	1,575	2	1,575	2	1,575
Custodial service:					1	2,250
Grade 6. Foreman					1.5	2,175
Grade 5. Custodian						
Unclassified service:						
Foreman	2	1,818	2	1,818	1	1,728
Total permanent, field	30.1	93,682	30.1	93,682	36.3	107,023
Deduct lapses and administrative furloughs		421		421		421
Net permanent, field		93,261		93,261		106,602
Alien employees: Artisan, boy, foreman, gardener, janitor, laborer, messenger, office helper, tailor, watchman	344	580	344	580	360	564
Total, alien employees		199,520		199,520		203,040
All personal services, field		292,781		292,781		309,642
Deduct legislative reductions		29,278		43,917		19,606
Total cash paid, salaries and wages		263,503		248,864		290,036
General storehouses						
PERSONAL SERVICES, FIELD						
Clerical, administrative, and fiscal service:						
Grade 11. General storekeeper	1	5,500	1	5,500	1	5,500
Grade 9. Assistant general storekeeper	1	4,250	1	4,250	1	4,250
Grade 8. Storekeeper	1	4,000	1	4,000	1	4,000
Chief clerk	1	3,750	1	3,750	1	3,750
Grade 7. Clerk	1	3,625	1	3,625	1	3,625
General foreman	1	3,250	1	3,250	2	3,375
Grade 6. Storekeeper	1	3,375	1	3,375	1	3,375
Clerk	4	3,188	4	3,188	4	3,188
Foreman					1	3,125
Grade 5. Foreman	12	2,854	12	2,854	11.3	2,876
Clerk	3	2,667	3	2,667	3.3	2,689
Grade 4. Storekeeper	1.3	2,567	1.3	2,567	1.4	2,571
Grade 3. Clerk	5	2,220	5	2,220	4	2,209
Foreman	1	2,100	1	2,100	3	2,150
Grade 2. Clerk	3	2,000	3	2,000	5	2,055
Grade 1. Clerk	3	1,200	3	1,200	3	1,280
Subprofessional service:						
Grade 7. Foreman	1	3,375	1	3,375	1	3,375
Unclassified service:						
Engineer	1	2,772	1	2,772	1	2,772
Total permanent, field	41.3	115,035	41.3	115,035	46	127,887
Deduct lapses and administrative furloughs		955		955		955
Net permanent, field		114,080		114,080		126,932
Alien employees: Artisan, boy, foreman, helper, laborer, messenger, office helper, rigger, storekeeper, storeman, watchman	264	629	264	629	291	613
Total, alien employees		166,056		166,056		178,383
All personal services, field		280,136		280,136		305,315
Deduct legislative reductions		28,014		42,020		20,084
Total cash paid, salaries and wages		252,122		238,116		285,231
Fuel-oil plants						
PERSONAL SERVICES, FIELD						
Unclassified service:						
Foreman	2	3,960	2	3,960	2	3,960
Assistant foreman	2	3,240	2	3,240	2	3,240
Total permanent, field, monthly	4	14,400	4	14,400	4	14,400
Unclassified service:						
Engineer	8	1.11	8	1.11	8.9	1.11
Foreman cribman	7	1.01	7	1.01	8	1.01
Gauger	8	.91	8	.91	8	.91
Total permanent, field, hourly	23	58,075	23	58,075	24.9	63,088
Total permanent, field	27	72,475	27	72,475	28.9	77,498

Maintenance and Operation, Panama Canal—Continued.

By objects	Obligations					
	Estimate, 1935		Estimate, 1934		Actual, 1933	
Fuel-oil plants—Continued						
PERSONAL SERVICES, FIELD—continued	Posi- tions	Av. salary	Posi- tions	Av. salary	Posi- tions	Av. salary
Deduct lapses and administrative furloughs		\$1,000		\$1,000		\$5,914
Net permanent, field		71,475		71,475		71,584
Additional for overtime		1,500		1,500		1,534
Alien employees: Fireman, laborer, messenger, oiler	44	666	44	666	44	650
Total, alien employees		29,304		29,304		28,600
All personal services, field		102,279		102,279		101,718
Deduct legislative reductions		10,228		15,342		10,012
Total cash paid, salaries and wages		92,051		86,937		91,706
Motor transportation						
PERSONAL SERVICES, FIELD						
Unclassified service:						
General foreman	1	5,000	1	5,000	1	5,000
Gas-shovel operator	0.5	3,240	0.5	3,240	3	3,240
Foreman	3	3,196	3	3,196	3	3,196
Special chauffeur					0.2	2,976
Craneman	0.2	2,772	0.2	2,772	0.5	2,772
Chauffeur	41	2,411	28	2,411	41	2,339
Serviceman	1	1,800	1	1,800	1	1,800
Clerk	1	1,200	1	1,200	0.6	1,200
Clerical, administrative, and fiscal service:						
Grade 6. Clerk	1	3,250	1	3,250	1	3,250
Grade 4. Clerk	1	2,250	1	2,250	1	2,250
Grade 2. Clerk	1	2,025	1	2,025	1	2,025
Grade 1. Clerk	1	1,575	1	1,575	0.5	1,575
Total permanent, field, monthly	51.7	71,713	38.7	96,370	53.8	133,021
Unclassified service:						
Wireman	2	1.20	2	1.20	2	1.20
Leader machinist	1	1.19	1	1.19	1	1.19
Machinist	15	1.12	15	1.12	18.5	1.12
Apprentice machinist	2	0.57	2	0.57	4	0.60
Total permanent, field, hourly	20	53,825	20	53,825	25.5	66,775
Total permanent, field	71.7	181,538	58.7	150,195	79.3	199,796
Deduct lapses and administrative furloughs		1,000		1,000		6,731
Net permanent, field		180,538		149,195		193,065
Alien employees: Artisan, chauffeur, foreman, helper, laborer, messenger, watchman	223	682	171	682	223	666
Total, alien employees		152,086		116,622		148,518
All personal services, field		332,624		265,817		341,583
Deduct legislative reductions in compensation		33,262		39,873		29,045
Total cash paid, salaries and wages		299,362		225,944		312,538
Deduct amount included in item 32, structures and parts		60,126				
Personal services (net)		239,236		225,944		312,538
Constructing quartermaster						
PERSONAL SERVICES, FIELD						
Professional service:						
Grade 5. Constructing quartermaster	1	6,250	1	6,250	1	6,250
Grade 4. Assistant constructing quartermaster	1	5,250	1	5,250	1	5,250
Unclassified service:						
Construction foreman	1	5,000	0.5	5,000	1	5,000
Sheet-metal foreman	1	3,780	1	3,780	1	3,780
Plumber foreman	1	3,564	1	4,032	1	4,509
General foreman	1	3,960	0.2	3,960	1	3,960
Estimator	1	3,250	0.5	3,250	1	3,250
Labor and material foreman	5	2,688			5	2,688
Clerical, administrative, and fiscal service:						
Grade 5. Clerk	2	2,688	2	2,688	2	2,688
Total permanent, field, monthly	14	49,870	7.2	29,605	14	50,506
Unclassified service:						
Plasterer	3	1.71	1	1.71	3	1.71
Tilesetter	3	1.63			1.5	1.63
Bricklayer	1	1.44	0.5	1.44	1	1.56
Sheet-metal foreman	3	1.43	2.5	1.43	3	1.43
Carpenter foreman	20	1.39	11	1.41	20.2	1.43
Planing-mill foreman	1	1.39	1	1.39	1	1.39
Sheet-metal worker	1	1.38	0.5	1.38	1	1.38
Painter foreman	4	1.37	3	1.42	4	1.44
Plumber	14	1.20	9	1.27	14	1.24
Planing-mill hand	3	1.16	3	1.16	3	1.16
Carpenter	1	1.16			1	1.16
Helper	2	.66		.66	2	.66
Apprentice plumber	1	.63	0.5	.63	1.4	.63
Apprentice sheet-metal worker	1	.63	0.4	.63	1	.63
Total permanent, field, hourly	58	189,550	33.4	109,980	57.1	192,683
Total permanent, field	72	239,420	40.6	139,585	71.1	243,489

Maintenance and Operation, Panama Canal—Continued.

By objects	Obligations					
	Estimate, 1935		Estimate, 1934		Actual, 1933	
<i>Constructing quartermaster—Continued</i>						
PERSONAL SERVICES, FIELD—continued	Posi- tions	Av. salary	Posi- tions	Av. salary	Posi- tions	Av. salary
Deduct lapses and administrative furloughs.		\$1,000		\$1,000		\$1,732
Net permanent, field		238,420		138,585		241,757
Additional for overtime		180		180		182
Alien employees: Artisan, boy, foreman, helper, laborer, messenger, office helper, watchman.	640	650	332	650	640	634
Total, alien employees.		416,000		215,800		405,760
All personal services, field		654,600		354,565		647,699
Deduct legislative reductions		65,460		53,185		42,474
Total cash paid, salaries and wages		589,140		301,380		605,225
Deduct amount included in item 32, structures and parts.		450,000				
Personal services (net).		139,140		301,380		605,225
<i>Panama Canal Press</i>						
PERSONAL SERVICES, FIELD						
Clerical, administrative, and fiscal service:						
Grade 10. Printer	1	4,875	1	4,875	1	4,875
Grade 6. Storekeeper	1	3,000	1	3,000	1	3,000
Unclassified service:						
Machinist	1	4,200	1	4,200	1	4,200
Foreman	3	3,780	3	3,780	3	3,780
Monotype operator	2	3,522	2	3,522	2	3,522
Coupon book inspector	3	1,500	3	1,500	3.2	1,500
Total permanent, field	11	34,959	11	34,959	11.2	35,259
Deduct lapses and administrative furloughs.		285		285		285
Net permanent, field		34,674		34,674		34,974
Alien employees: Artisan, bookbinder, foreman, messenger, office helper, storeman, watchman.	71	672	71	672	80	656
Total, alien employees.		47,712		47,712		52,480
All personal services, field		82,386		82,386		87,454
Deduct legislative reductions		8,239		12,358		5,995
Total cash paid, salaries and wages.		74,147		70,028		81,459
<i>Form Bureau</i>						
PERSONAL SERVICES, FIELD						
Professional service:						
Grade 3. Director	1	\$4,750	1	\$4,750	1	\$4,750
Subprofessional service:						
Grade 6. Supervisor of cultures	1	2,500	1	2,500	1	2,500
Clerical, administrative, and fiscal service:						
Grade 1. Agricultural aid					1	1,575
Clerk					0.2	1,200
Total permanent, field	2	7,250	2	7,250	3.2	9,065
Deduct lapses and administrative furloughs.		50		50		242
Net permanent, field		7,200		7,200		8,823
Alien employees: Gardener, office helper, laborer, watchman.	14	522	14	522	17	506
Total, alien employees.		7,308		7,308		8,602
All personal services, field		14,508		14,508		17,425
Deduct legislative reductions in compensation		1,451		2,176		1,348
Total cash paid, salaries and wages		13,057		12,332		16,077
<i>Marine superintendent</i>						
PERSONAL SERVICES, FIELD						
Professional service:						
Grade 7. Marine superintendent	1	8,750	1	8,750	1	8,750
Grade 5. Assistant to marine superintendent	1	5,750	1	5,750	1	5,750
Clerical, administrative, and fiscal service:						
Grade 8. Office assistant	1	3,875	1	3,875	1	3,875
Grade 5. Clerk	1	2,750	1	2,750	1	2,750
Unclassified service:						
Inspector of hulls and boilers	1	3,960	1	3,960	1.1	3,960
Total permanent, field	5	25,085	5	25,085	5.1	25,481
Deduct salaries paid by U.S. Navy (marine superintendent, \$7,200; assistant to marine superintendent, \$5,750)		12,950		12,950		12,950
Deduct lapses and administrative furloughs.		54		54		54
Net permanent, field		12,081		12,081		12,477
Alien employees: Office helper	1	960	1	960	1	944
Total alien employees		960		960		944
All personal services, field		13,041		13,041		13,421
Deduct legislative reductions		1,304		1,956		1,322
Total cash paid, salaries and wages		11,737		11,085		12,099

Maintenance and Operation, Panama Canal—Continued.

By objects	Obligations					
	Estimate, 1935		Estimate, 1934		Actual, 1933	
<i>Port Captain, Balboa</i>						
PERSONAL SERVICES, FIELD	Posi- tions	Av. salary	Posi- tions	Av. salary	Posi- tions	Av. salary
Clerical, administrative, and fiscal service:						
Grade 13. Port captain	1	\$7,000	1	\$7,000	1	\$7,000
Grade 11. Assistant port captain	1	5,500	1	5,500	1	5,500
Grade 10. Chief admeasurer	1	4,750	1	4,750	1	4,750
Grade 9. Admeasurer	3	4,250	3	4,250	3	4,250
Grade 7. Chief clerk	1	3,625	1	3,625	1	3,625
Grade 6. Chief dispatcher	1	3,500	1	3,500	1	3,500
Grade 5. Dispatcher	6	3,146	6	3,146	6	3,146
Clerk	1	3,000	1	3,000	1	3,000
Grade 4. Clerk	1	2,400	1	2,400	1	2,400
Grade 1. Signalman	12.5	1,791	12.5	1,791	12.2	1,796
Unclassified service:						
Pilot	24	5,000	24	5,000	28.3	5,000
Harbormaster	1	4,750	1	4,750	1	4,750
Probationary pilot	1	4,100	1	4,100	1	4,100
Senior master	1	3,840	1	3,840	1.2	3,840
Junior master	4	3,780	4	3,780	4	3,780
Senior engineer	1	3,780	1	3,780	1	3,780
Junior master	5	3,720	5	3,720	5	3,720
Fleet machinist	1	3,204	1	3,204	1	3,204
Dock foreman	2	2,718	2	2,718	2	2,823
Radio operator	1	2,280	1	2,280	1	2,280
Coxswain-engineer	3	2,256	3	2,256	3	2,256
Signalman	7	300	7	300	7	300
Total permanent, field	79.5	273,767	79.5	273,767	83.7	295,768
Deduct salaries paid by U.S. Navy (port captain)		5,600		5,600		5,800
Deduct lapses and administrative furloughs.		1,000		1,000		12,454
Net permanent, field		267,167		267,167		277,514
Alien employees: Artisan, boatswain, chauffeur, cook, fireman, gardener, messenger, operator, office helper, oiler, seaman, storeman, tailor, watchman, wiper	340	593	340	593	353	577
Total, alien employees		201,620		201,620		203,681
All personal services, field		468,787		468,787		481,195
Deduct legislative reductions		46,878		70,318		39,025
Total cash paid, salaries and wages		421,909		398,469		442,170
<i>Port Captain, Cristobal</i>						
PERSONAL SERVICES, FIELD						
Clerical, administrative, and fiscal service:						
Grade 13. Port captain	1	7,250	1	7,250	1	7,250
Grade 11. Assistant port captain	1	5,500	1	5,500	1	5,500
Grade 10. Chief admeasurer	1	4,750	1	4,750	1	4,750
Grade 9. Admeasurer	3	4,250	3	4,250	4.3	4,250
Grade 7. Chief clerk	1	3,625	1	3,625	1	3,625
Grade 6. Chief dispatcher	1	3,500	1	3,500	1	3,500
Grade 5. Dispatcher	5	3,200	5	3,200	5	3,200
Clerk	1	2,625	1	2,625	1	2,625
Grade 4. Clerk	1	2,500	1	2,500	1	2,500
Unclassified service:						
Pilot	25	5,000	25	5,000	33.8	5,000
Harbormaster	1	4,750	1	4,750	1	4,750
Probationary pilot	2	4,100	1	24,100	2	4,100
Senior master	2	3,840	2	3,840	2.7	3,840
Junior master	4	3,780	4	3,780	4	3,780
Senior engineer	2	3,780	2	3,780	2	3,780
Junior engineer	5	3,720	5	3,720	5	3,720
Fleet machinist	1	3,036	1	3,036	1	3,036
Dock foreman	2	2,568	2	2,568	1	2,568
Total permanent, field	59	253,632	59	253,632	68.8	303,277
Deduct salaries paid by U.S. Navy (port captain)		7,164		7,164		7,164
Deduct lapses and administrative furloughs.		1,000		1,000		14,140
Net permanent, field		245,468		245,468		281,973
Alien employees: Artisan, boatswain, cook, fireman, laborer, operator, office helper, oiler, signalman, seaman, wiper	274	593	274	593	290	577
Total, alien employees		162,482		162,482		167,330
All personal services, field		407,950		407,950		449,303
Deduct legislative reductions		40,795		61,193		38,337
Total cash paid, salaries and wages		367,155		346,757		410,966
<i>Lighthouse subdivision</i>						
PERSONAL SERVICES, FIELD						
Professional service:						
Grade 4. Pilot in charge	1	5,500	1	5,500	1	5,500
Grade 3. Assistant superintendent of lighthouses	1	4,125	1	4,125	1	4,125
Unclassified service:						
Electrical assistant	2	3,468	2	3,468	2	3,468
Carpenter leader	1	3,240	1	3,240	1	3,240
Electrician	1	3,228	1	3,228	1	3,228
Machinist	2	3,036	2	3,036	2	3,036
Ironworker	1	3,012	1	3,012	1	3,012

Maintenance and Operation, Panama Canal—Continued.

By objects	Obligations					
	Estimate, 1935		Estimate, 1934		Actual, 1933	
<i>Lighthouse subdivision—Continued</i>						
PERSONAL SERVICES, FIELD—continued	Posi- tions	Av. salary	Posi- tions	Av. salary	Posi- tions	Av. salary
Unclassified service—Continued.						
Foreman.....	1	\$2,988	1	\$2,988	1	\$2,988
Coxswain-engineer.....	2	2,226	2	2,226	2	2,226
Boatswain.....	1	1,680	1	1,680	1	1,680
Clerical, administrative, and fiscal service:						
Grade 6. Clerk.....	1	3,000	1	3,000	1	3,000
Grade 2. Clerk.....	2	2,025	2	2,025	2	2,025
Total permanent, field.....	16	48,283	16	48,283	16	48,283
Deduct lapses and administrative furloughs.....		3,898		3,898		3,898
Net permanent, field.....		44,385		44,385		44,385
Alien employees: Artisan, assistant keeper, chauffeur, cook, helper, keeper, laborer, motor-boat operator, office helper, oiler, seaman, storeman.....	81	720	81	720	81	704
Total, alien employees.....		58,320		58,320		57,024
All personal services, field.....		102,705		102,705		101,409
Deduct legislative reductions in compensation.....		10,271		15,406		7,002
Total cash paid, salaries and wages.....		92,434		87,299		94,407
<i>Salvage section</i>						
PERSONAL SERVICES, FIELD						
Unclassified service:						
Senior master.....	1	4,524	1	4,524	1	4,524
Senior engineer.....	1	4,224	1	4,224	1	4,224
First mate.....	1	3,264	1	3,264	1	3,264
First assistant engineer.....	1	3,264	1	3,264	1	3,264
Second mate.....	1	2,964	1	2,964	1	2,964
Second assistant engineer.....	1	2,964	1	2,964	1	2,964
Third assistant engineer.....					1.3	2,664
Senior radio operator.....	1	2,496	1	2,496	1	2,496
Total permanent, field.....	7	23,700	7	23,700	8.3	27,163
Deduct lapses and administrative furloughs.....		200		200		1,133
Net permanent, field.....		23,500		23,500		26,030
Alien employees: Artisan, boatswain, cook, fireman, foreman, laborer, oiler, seaman, steward, waiter.....	32	776	32	776	32	760
Total, alien employees.....		24,832		24,832		24,320
All personal services, field.....		48,332		48,332		50,350
Deduct legislative reductions.....		4,833		7,250		3,950
Total cash paid, salaries and wages.....		43,499		41,082		46,400
<i>Pacific locks</i>						
PERSONAL SERVICES, FIELD						
Professional service:						
Grade 5. Superintendent.....	0.5	5,750	0.5	5,750	0.5	5,750
Grade 4. Superintendent.....	1	5,000	1	5,000	0.3	5,500
Assistant superintendent.....	1	5,000	1	5,000	1	5,000
Unclassified service, monthly:						
Supervisor.....	4	4,140	4	4,140	4	4,140
Senior lockmaster.....	4	3,840	3	3,840	4	3,840
Senior control operator.....	2	3,840	2	3,840	2	3,840
Junior lockmaster.....	4	3,720	4	3,720	4	3,720
Junior control operator.....	13	3,720	11	3,720	11.5	3,720
Painter foreman.....	1	3,720	1	3,720	1	3,720
Carpenter foreman.....	1	3,720	1	3,720	1	3,720
Tunnel operator.....	14	3,480	11.4	3,480	14	3,480
Senior locomotive operator.....	4	3,480	4	3,480	4	3,480
Junior locomotive operator.....	86	3,228	78	3,228	91.3	3,228
Utility foreman.....	2	2,964	2	2,964	2	2,964
Clerical, administrative, and fiscal service:						
Grade 6. Clerk.....	1	3,500	1	3,500	1	3,500
Property and material foreman.....	1	3,125	1	3,125	1	3,125
Grade 5. Clerk.....	1	2,500	1	2,500	1	2,500
Grade 4. Clerk.....	1	2,325	1	2,325	1	2,325
Grade 1. Telephone operator.....	1	1,575	1	1,575	1	1,575
Total permanent, field, monthly.....	141.5	477,356	127.9	431,204	145.6	490,534
Unclassified service, hourly:						
Machinist.....	1	1.13	1	1.13	1	1.13
Total permanent, field, hourly.....	1	2,825	1	2,825	1	2,825
Total permanent, field.....	142.5	480,181	128.9	434,029	146.6	493,359
Transferred to Atlantic locks overhaul.....		22,500				54,262
Transferred to Pacific locks overhaul.....		1,000		26,000		29,659
Deduct lapses and administrative furloughs.....						
Net permanent, field.....		456,681		408,029		409,438

Maintenance and Operation, Panama Canal—Continued.

By objects	Obligations					
	Estimate, 1935		Estimate, 1934		Actual, 1933	
<i>Pacific locks—Continued</i>						
PERSONAL SERVICES, FIELD—continued	Posi- tions	Av. salary	Posi- tions	Av. salary	Posi- tions	Av. salary
Temporary employees, field:						
Alien employees: Air compressor operator, artisan, boatman, chauffeur, foreman, helper, janitor, laborer, lockman, messenger, office helper, storeman.....	374	\$721	346	\$721	361	\$705
Total, alien employees.....		269,654		249,466		254,505
Transferred to Pacific locks overhaul.....						27,200
Net alien employees.....		269,654		249,466		227,305
Locks overhaul:						
Gold employees.....					34.3	3,020
Silver employees.....					288	600
Transferred from regular force:						
Atlantic locks.....						43,954
Pacific locks.....						81,462
Total, locks overhaul.....						401,802
Total, temporary employees.....		269,654		249,466		629,107
All personal services, field.....		726,335		657,495		1,038,545
Deduct legislative reductions.....		72,634		98,624		84,867
Total cash paid, salaries and wages.....		653,701		558,871		953,678
<i>Atlantic locks</i>						
PERSONAL SERVICES, FIELD						
Professional service:						
Grade 5. Superintendent.....	0.5	5,750	0.5	5,750	0.5	5,750
Grade 4. Assistant superintendent.....	1	5,000	1	5,000	1	5,000
Unclassified service, monthly:						
Supervisor.....	2	4,140	2	4,140	2	4,140
Senior lockmaster.....	2	3,840	2	3,840	2	3,840
Senior control operator.....	1	3,840	1	3,840	1	3,840
General foreman.....	1	3,840	1	3,840	1	3,840
Junior lockmaster.....	4	3,720	3	3,720	3.8	3,720
Junior control operator.....	8	3,720	6	3,720	8.4	3,720
Painter foreman.....	1	3,720	1	3,720	1	3,720
Tunnel operator.....	8	3,480	8	3,480	8	3,480
Senior locomotive operator.....	2	3,480	2	3,480	2	3,480
Junior locomotive operator.....	50	3,228	44	3,228	49.2	3,228
Clerical, administrative, and fiscal service:						
Grade 6. Clerk.....	1	3,500	1	3,500	1	3,500
Grade 5. Clerk.....	1	2,875	1	2,875	1	2,875
Grade 4. Clerk.....	1	2,325	1	2,325	1	2,325
Grade 1. Telephone operator.....	2	1,650	2	1,650	2	1,650
Total permanent, field.....	85.5	288,075	76.5	257,547	84.9	286,237
Transferred to Pacific locks overhaul.....						36,454
Transferred to Atlantic locks overhaul.....		20,000				
Deduct lapses and administrative furloughs.....		1,000		6,000		4,749
Net permanent, field.....		267,075		251,547		245,034
Temporary employees, field:						
Alien employees: Artisan, boatman, foreman, laborer, lockman, office helper, operator, storeman.....	215	721	185	721	202	705
Total, alien employees.....		155,015		133,385		142,410
Transferred to Pacific locks overhaul.....						7,500
Transferred to Atlantic locks overhaul.....		7,500				
Net alien employees.....		147,515		133,385		134,910
Locks overhaul:						
Gold employees.....	39	3,020				
Silver employees.....	275	600				
Transferred from regular force:						
Atlantic locks.....		27,500				
Pacific locks.....		22,550				
Total, locks overhaul.....		332,780				
Total, temporary employees.....		480,295		133,385		134,910
All personal services, field.....		747,370		384,932		379,944
Deduct legislative reductions.....		74,737		57,740		37,888
Total cash paid, salaries and wages.....		672,633		327,192		342,056
<i>Gatun Dam</i>						
PERSONAL SERVICES, FIELD						
Unclassified service:						
Supervisor.....	1	3,780	1	3,780	1	3,780
Utility foreman.....	2	2,904	2	2,904	2	2,904
Total permanent, field.....	3	9,588	3	9,588	3	9,588
Deduct lapses and administrative furloughs.....		124		124		124
Net permanent, field.....		9,464		9,464		9,464

Maintenance and Operation, Panama Canal—Continued.

By objects	Obligations					
	Estimate, 1935		Estimate, 1934		Actual, 1933	
<i>Gatun Dam—Continued</i>						
PERSONAL SERVICES, FIELD—continued						
Alien employees: Artisan, foreman, fireman, gardener, laborer, watchman, office helper, operator, stableman, trainman.....	Posi- tions	Av. salary	Posi- tions	Av. salary	Posi- tions	Av. salary
	67	\$558	67	\$558	81	\$542
Total, alien employees.....		37,386		37,386		43,902
All personal services, field.....		46,850		46,850		53,366
Deduct legislative reductions.....		4,685		7,028		2,564
Total cash paid, salaries and wages.....		42,165		39,822		50,802
<i>Dredging division</i>						
PERSONAL SERVICES, FIELD						
Professional service:						
Grade 6. Superintendent.....	1	7,500	1	7,500	1	7,500
Grade 5. Assistant superintendent.....	1	6,000	1	6,000	1	6,000
Grade 3. Supervisor.....	2	4,500	2	4,500	2.3	4,500
Grade 2. Junior engineer.....	2	3,500	2	3,500	2	3,500
Grade 1. Surveyor.....	1	3,000	1	3,000	1	3,000
Unclassified service:						
Supervisor and master.....	1	4,320	1	4,320	1	4,320
Assistant supervisor.....	1	4,140	1	4,140	1	4,140
Assistant engineer.....	1	4,000	1	4,000	1	4,000
Supervisor.....	1	4,000	1	4,000	1	4,000
Master and supervisor.....	1	3,972	1	3,972	1	3,972
Operator.....	11	3,875	9.4	3,837	11.1	3,878
Master.....	18	3,860	16.6	3,835	19.8	3,862
Master and operator.....	1	3,792	1	3,792	1	3,792
Mate.....	13	3,704	11.7	3,716	13	3,704
Engineer.....	39	3,618	35	3,598	41.9	3,620
Electrician.....	1	3,432	1	3,432	1	3,432
Blaster.....	3	3,264	3	3,264	4	3,264
Blacksmith.....	2	3,192	2	3,192	3	3,192
Drill runner.....	8	3,144	8	3,144	12.2	3,144
Operator-machinist.....	5	3,132	5	3,132	5.3	3,132
Foreman.....	10	3,026	10	3,026	11.5	3,027
Nozzleman.....	1	2,988	1	2,988	0.3	2,988
Pumpman.....	1	2,724	1	2,724	1.5	2,724
Coxswain-engineer.....					0.2	2,136
Electrician's helper.....	1	1,650	1	1,650	1	1,650
Ferry ramp operator.....	4	1,500	4	1,500	4.9	1,500
Clerical, administrative, and fiscal service:						
Grade 8. Clerk.....	1	3,875	1	3,875	1	3,875
Grade 6. Clerk.....	1	3,375	1	3,375	1	3,375
Grade 5. Clerk.....	3	2,875	3	2,875	3.4	2,890
Grade 4. Clerk.....	1	2,325	1	2,325	1	2,325
Grade 3. Clerk.....	1	2,250	1	2,250	1	2,250
Grade 1. Clerk.....	1	1,575	1	1,575	1	1,575
Subprofessional service:						
Grade 7. Surveyor.....	1	2,500	1	2,500	1	2,500
Grade 4. Recorder.....	1	2,175	1	2,175	1	2,175
Grade 3. Recorder.....	1	2,025	1	2,025	1	2,025
Grade 2. Dump inspector.....	2	1,725	2	1,725	2	1,725
Recorder.....	2	1,650	2	1,650	2	1,650
Total permanent, field, monthly.....	145	497,600	136.7	465,377	159.4	544,334
Unclassified service:						
Blacksmith.....	1	1.23	1	1.23	1	1.23
Pipefitter.....	1	1.20	1	1.20	1	1.20
Sheetmetal worker.....	1	1.20	1	1.20	1.3	1.20
Wireman.....	1	1.20	1	1.20	1	1.20
Shipwright.....	2	1.16	2	1.16	2.4	1.16
Machinist.....	6	1.13	6	1.13	6.2	1.13
Boilermaker.....	2	1.12	2	1.12	2	1.12
Machinist.....	1	1.07	1	1.07	1	1.07
Apprentice machinist.....	1	.68	1	.68	1	.68
Total permanent, field, hourly.....	16	44,800	16	44,800	16.9	47,425
Total, permanent, field.....	161	542,400	152.75	510,177	176.3	591,759
Deduct lapses and administrative furloughs.....		748		2,500		24,062
Net permanent, field.....		541,652		507,677		567,697
Additional for overtime.....						1,561
Alien employees: Artisan, blueprinter, boatman, chainman, cook, engineer, fireman, foreman, helper, laborer, leadman, nozzleman, office helper, oiler, operator, powderman, seaman, storeman, waiter, watchman, wiper.....	800	655	745	655	837	639
Total, alien employees.....		524,000		487,975		534,843
All personal services, field.....		1,065,652		995,652		1,104,101
Deduct legislative reductions.....		99,565		149,348		82,664
Total cash paid, salaries and wages.....		966,087		846,304		1,021,437
Deduct amount included in item 32, structures and parts.....		70,000				
Personal services (net).....		896,087		846,304		1,021,437

Maintenance and Operation, Panama Canal—Continued.

By objects	Obligations					
	Estimate, 1935		Estimate, 1934		Actual, 1933	
<i>Electrical division</i>						
PERSONAL SERVICES, FIELD						
Professional and scientific service:						
Grade 5. Electrical engineer.....	1	\$6,500	1	\$6,500	1	\$6,500
Grade 4. Superintendent of power.....	1	5,250	1	5,250	1	5,250
Superintendent of maintenance and construction.....	1	4,750	1	4,750	1	4,750
Grade 2. Junior electrical engineer.....	1	3,500	1	3,500	1	3,500
Unclassified service, monthly:						
Supervisor.....	6	4,230	6	4,230	6	4,230
Station engineer.....	1	4,140	1	4,140	1	4,140
Foreman.....	2	3,870	2	3,870	2	3,870
Chief switchboard operator.....	2	3,840	2	3,840	2	3,840
Power dispatcher.....	3	3,720	3	3,720	3	3,720
General foreman.....	1	3,720	1	3,720	1	3,720
Wire chief.....	2	3,540	2	3,540	2	3,540
General operator.....	7	3,480	7	3,480	7	3,480
High tension lineman.....	2	3,288	2	3,288	2	3,288
Instrument repairman.....	1	3,240	1	3,240	1	3,240
Battery repairman.....	1	3,228	1	3,228	1	3,228
Operator wireman.....	1	3,228	1	3,228	1	3,228
Engineer and machinist.....	1	3,228	1	3,228	1	3,228
Steam engineer.....	1	3,228	1	3,228	1	3,228
Diesel engineer.....	3	3,228	3	3,228	3	3,228
District maintenance wireman.....	4	3,228	4	3,228	4	3,228
Switchboard operator.....	13	3,202	13	3,202	14.5	3,187
Telephone switchman.....	4	3,186	4	3,186	4	3,186
Relay repairman and signal maintainer.....	1	3,096	1	3,096	1	3,096
Telephone maintainer.....	2	3,036	2	3,036	2	3,036
Wireman.....	1	3,000	1	3,000	1	3,000
Telephone installer.....	3	2,948	3	2,948	3	2,948
Signal maintainer.....	4	2,916	4	2,916	4	2,916
Meter inspector.....	2	2,772	2	2,772	2	2,772
Junior assistant electrical engineer.....	1	2,750	1	2,750	1	2,750
Clerical, administrative, and fiscal service:						
Grade 7. Electrical recorder.....	1	3,875	1	3,875	1	3,875
Grade 5. Clerk.....	3	3,042	3	3,042	3	3,042
Material foreman.....	1	2,500	1	2,500	1	2,500
Grade 4. Clerk.....	2	2,638	2	2,638	2	2,638
Grade 3. Clerk.....	3	2,150	3	2,150	3	2,150
Grade 1. Telephone operator.....	10	1,800	10	1,800	10	1,870
Clerk.....	1	1,575	1	1,575	1	1,575
Total, permanent field, monthly.....	94	298,726	94	298,726	95.5	304,012
Unclassified service:						
Construction wireman.....	2	1.64	2	1.64	3.5	1.64
Leadingman wireman.....	2	1.43	2	1.43	3	1.43
Leader wireman.....	1	1.26	1	1.26	1	1.26
Armature winder.....	2	1.20	2	1.20	2.9	1.20
Cable splicer.....	4	1.20	4	1.20	4	1.20
Electrical machinist.....	5	1.20	5	1.20	5	1.20
Maintenance wireman.....	30	1.19	30	1.19	28	1.19
Apprentice.....	4	.38	4	.46	6.4	.54
Total permanent, field, hourly.....	50	144,550	50	145,350	53.8	155,865
Total permanent, field.....	144	443,276	144	444,076	149.3	459,877
Deduct lapses and administrative furloughs.....		7,996		7,996		7,996
Net permanent, field.....		435,280		436,080		451,881
Additional for overtime.....		4,150		4,150		4,150
Alien employees: Artisan, boatman, chauffeur, foreman, helper, laborer, office helper, oiler, telephone operator.....	190	636	190	636	217	620
Total, alien employees.....		120,840		120,840		134,540
All personal services, field.....		560,270		561,070		590,571
Deduct legislative reductions in compensation.....		56,027		84,161		55,075
Total cash paid salaries and wages.....		504,243		476,909		535,496
Deduct amount included in item 32, structures and parts.....		225,000				
Personal services (net).....		279,243		476,909		535,496
<i>Municipal engineering division</i>						
PERSONAL SERVICES, FIELD						
Professional service:						
Grade 5. Municipal engineer.....	1	6,500	1	6,500	1	6,500
Grade 4. Chief chemist.....	1	5,250	1	5,250	1	5,250
Assistant engineer.....	1	5,000	1	5,000	1	5,000
Grade 3. Chemist.....	1	4,375	1	4,375	1	4,375
Assistant engineer.....	2.3	4,109	2.3	4,109	2.3	4,109
Grade 2. Filter plant superintendent.....	3	3,625	3	3,625	3	3,625
Assistant chemist.....	1	3,500	1	3,500	1	3,500
Junior engineer.....	1.7	3,404	1.7	3,404	1.7	3,340
Unclassified service:						
General foreman.....	4	3,960	4	3,960	4.9	3,960
Assistant general foreman.....	1	3,600	1.3	3,600	1.6	3,578
Derrick barge operator.....			0.1	3,348	0.1	3,348
Plumbing inspector.....	2	3,348	2.3	3,320	2.4	3,312
Clamshell operator.....			0.2	3,240	0.5	3,240
Meter inspector.....	1	3,060	1	3,060	1	3,060

Maintenance and Operation, Panama Canal—Continued.

By objects	Obligations					
	Estimate, 1935		Estimate, 1934		Actual, 1933	
Municipal engineering division—Continued						
PERSONAL SERVICES, FIELD—continued	Posi- tions	Av. salary	Posi- tions	Av. salary	Posi- tions	Av. salary
Unclassified service—Continued.						
Pump operator.....	18	\$2,912	16	\$2,912	18.3	\$2,908
Filter plant operator.....	3	2,904	3	2,904	3.3	2,904
Foreman.....	24	2,903	9.6	2,903	23.4	2,859
Machinist.....	2	2,820	2	2,820	2	2,820
Steam engineer.....			0.2	2,772	0.2	2,772
Roadroller man.....					0.1	2,244
Finishing-machine operator.....					0.3	1,500
Checker.....	4	960	0.2	960	3.7	960
Clerical, administrative, and fiscal service:						
Grade 8. Office assistant.....	1	3,750	1	3,750	1	3,750
Grade 6. Foreman.....	2	3,250	2	3,250	2	3,250
Grade 5. Clerk.....	5.2	2,981	5.2	2,981	5.1	2,990
Grade 4. Clerk.....	0.8	2,325	0.8	2,325	1	2,325
Grade 2. Clerk.....			0.2	1,800	0.9	1,800
Grade 1. Clerk.....			0.2	1,575	0.9	1,575
Subclerical. Clerk.....	2	1,320	2	1,320	2	1,320
Subprofessional service:						
Grade 3. Technician.....	1	1,800	1	1,800	1	1,800
Grade 1. Technician.....	2	1,275	2	1,275	2	1,275
Total permanent, field, monthly.....	85		66.3		89.7	
		254,815		207,772		266,802
Unclassified service:						
Stone and granite cutter.....			0.1	1.67	0.2	1.67
Granite cutter and setter.....			0.1	1.54	0.1	1.54
Total permanent, field, hourly.....			0.2	803	0.3	1,220
Total permanent, field.....	85	254,815	66.5	208,575	90	268,022
Deduct lapses and administrative furloughs.....		2,333		2,333		2,333
Net permanent, field.....		252,482		206,242		265,689
Alien employees: Artisan, attendant, boy, blacksmith, chainman, chauffeur, con- creteman, fireman, foreman, gardener, helper, laborer, messenger, office helper, oiler, operator, storeman, watchman, watertender.....	950	550	382	550	937	534
Total, alien employees.....		522,500		210,100		500,358
All personal services, field.....		774,982		416,342		766,047
Deduct legislative reductions.....		77,498		62,451		51,888
Total cash paid salaries and wages.....		697,484		353,891		714,159
Deduct amount included in item 32, struc- tures and parts.....		405,000				
Personal services (net).....		292,484		353,891		714,159
Mechanical Division						
PERSONAL SERVICES, FIELD						
Professional service:						
Grade 7. Superintendent.....	1	8,000	1	8,000	1	8,000
Grade 5. Assistant superintendent.....	1	6,750	1	6,750	1	6,750
Production superintendent.....	1	6,250	1	6,250	1	6,250
Assistant to superintendent.....	1	5,750	1	5,750	1	5,750
Grade 4. Chief draftsman.....	1	5,000	1	5,000	1	5,000
Grade 3. Draftsman.....	1	4,250	1	4,250	1	4,250
Grade 2. Draftsman.....	3	3,708	3	3,708	3	3,708
Unclassified service:						
Master machinist.....	1	5,100	1	5,100	1	5,100
Foreman shipwright and dockmaster.....	1	5,100	1	5,100	1	5,100
General foreman.....	2	5,050	2	5,050	2	5,050
Foreman.....	16	4,349	16	4,349	16	4,349
Office planner.....	1	4,140	1	4,140	1	4,140
Car inspector.....	3	3,396	3	3,396	3	3,396
Air-compressor operator.....	1	3,204	1	3,204	1	3,204
Boiler inspector.....	1	3,132	1	3,132	1	3,132
Steam engineer.....	2	3,060	2	3,060	2	3,060
Scale inspector.....	1	3,036	1	3,036	1	3,036
Typewriter repairman.....	1	3,036	1	3,036	1	3,036
Hostler.....	2	2,820	2	2,820	2	2,820
Clerical, administrative, and fiscal service:						
Grade 9. Shop accountant.....	1	4,500	1	4,500	1	4,500
Grade 8. Chief clerk.....	1	3,625	1	3,625	1	3,625
Grade 7. Accountant.....	1	3,500	1	3,500	1	3,500
Grade 6. Accountant.....	2	3,313	2	3,313	2	3,313
Clerk.....	1	3,125	1	3,125	1	3,125
Grade 5. Accountant.....	2	2,688	2	2,688	2	2,688
Clerk.....	1	2,625	1	2,625	1	2,625
Grade 4. Clerk.....	3	2,450	3	2,450	3	2,450
Timekeeper.....	1	2,400	1	2,400	1	2,400
Grade 3. Clerk.....	2.7	2,219	2.7	2,219	3	2,200
Grade 2. Clerk.....	2	2,025	2	2,025	2	1,775
Grade 1. Clerk.....	2.3	1,715	2.3	1,715	3	1,700
Subprofessional service:						
Grade 7. Draftsman.....	1	3,125	1	3,125	1	3,125
Grade 6. Draftsman.....	1	2,875	1	2,875	1	2,875
Grade 3. Copyist.....	1	2,025	1	2,025	1	2,025

Maintenance and Operation, Panama Canal—Continued.

By objects	Obligations					
	Estimate, 1935		Estimate, 1934		Actual, 1933	
Mechanical Division—Continued						
PERSONAL SERVICES, FIELD—continued	Posi- tions	Av. salary	Posi- tions	Av. salary	Posi- tions	Av. salary
Custodial service:						
Grade 4. Watchman.....	3	\$1,650	3	\$1,650	3	\$1,680
Total permanent, field, monthly.....	67	241,592	67	241,592	67	241,571
Unclassified service:						
Heavy forger blacksmith.....	0.3	1.68	0.3	1.68	0.3	1.68
Planner.....	2	1.43	2	1.43	2	1.43
Leadingman instrumentmaker.....	1	1.40	1	1.40	1	1.40
Sawflier.....	1	1.39	1	1.39	1	1.39
Leadingman shipwright.....	1	1.39	1	1.39	1	1.39
Leadingman shipjoiner.....					0.3	1.39
Leadingman carman.....	1	1.37	1	1.37	1	1.37
Leadingman painter.....	2	1.37	2	1.37	2	1.37
Patternmaker.....	2	1.37	2	1.37	2	1.37
Leadingman machinist.....	5	1.36	5	1.36	5	1.36
Leadingman boilermaker.....	3	1.35	3	1.35	3	1.35
Leadingman shipfitter.....	2	1.35	2	1.35	2	1.35
Leadingman blacksmith.....	1	1.33	1	1.33	1	1.33
Leadburner.....	0.3	1.33	0.3	1.33	0.3	1.33
Leader molder.....	1	1.31	1	1.31	1	1.31
Watchmaker.....	1	1.31	1	1.31	1	1.31
Molder.....	5	1.25	5	1.25	5	1.25
Heavy-fire blacksmith.....	2.7	1.23	2.7	1.23	3.7	1.23
Heavy-fire anglesmith.....	1	1.21	1	1.21	1	1.21
Letterer and grainer painter.....	1	1.20	1	1.20	1	1.20
Sheetmetal worker.....	9.7	1.20	9.7	1.20	10.7	1.20
Wireman.....	1	1.20	1	1.20	1	1.20
Pipefitter.....	12	1.19	12	1.19	13	1.19
Loftsmen.....	1	1.19	1	1.19	1	1.19
Layout machinist.....	1	1.19	1	1.19	1	1.19
Toolmaker.....	5	1.19	5	1.19	7	1.19
Layout boilermaker.....	3	1.18	3	1.18	3	1.18
Special boilermaker.....	1	1.18	1	1.18	1	1.18
Tankster.....	2	1.18	2	1.18	2	1.18
Instrumentmaker.....	2	1.17	2	1.17	2	1.17
Special anglesmith.....	1	1.16	1	1.16	1	1.16
Boatbuilder.....	3	1.16	3	1.16	3	1.16
Shipjoiner.....	2	1.16	2	1.16	3	1.16
Planing mill hand.....	4	1.16	4	1.16	5.3	1.15
Electroplater.....	1	1.15	1	1.15	1	1.15
Carman.....	17	1.14	17	1.14	20	1.14
Typewriter repairman.....	2	1.13	2	1.13	2	1.13
Cabinetmaker.....	4	1.12	4	1.12	5	1.12
Machinist.....	88	1.12	88	1.12	99	1.12
Rigger.....	1	1.12	1	1.12	1	1.12
Boilermaker.....	188	1.11	18	1.11	22	1.11
Electric welder.....	9	1.11	9	1.11	8.5	1.11
Overhead electric crane man.....	3	1.11	3	1.11	3	1.11
Shipfitter.....	14	1.11	14	1.11	17	1.11
Steam engineer.....	2	1.11	2	1.11	2	1.11
Shipwright.....	10	1.10	10	1.10	13	1.11
Blacksmith.....	4	1.10	4	1.10	4	1.10
Gas welder.....	10	1.07	10	1.07	10	1.07
Riveter.....	17	1.06	17	1.06	18	1.07
Painter.....	5	1.03	5	1.03	4.5	1.03
Apprentice painter.....					0.5	.75
Helper.....	7	0.71	7	0.71	8.7	.72
Apprentice sheetmetal worker.....			1	0.63	1	.63
Apprentice molder.....					1	.63
Apprentice pipefitter.....					1	.63
Apprentice welder.....					1	.57
Apprentice boilermaker.....	2	0.44	2	0.44	2.3	.48
Apprentice machinist.....	3	0.38	5	0.45	9	.57
Apprentice draftsman.....	1	0.38	1	0.38	1.2	.44
Apprentice shipfitter.....	1	0.38	1	0.38	1	.38
Total permanent, field, hourly.....	300	839,435	303	843,725	345.3	953,818
Total permanent, field.....	367	1,081,027	370	1,085,377	412.3	1,195,389
Deduct salaries paid by U.S. Navy (super- intendent, \$7,200; assistant to superin- tendent, \$5,249).....		12,449		12,449		12,449
Deduct lapses and administrative fur- loughs.....		20,000		67,700		15,960
Net permanent, field.....		1,048,578		1,005,228		1,166,980
Additional for overtime.....		15,000		15,000		29,651
Alien employees: Artisan, boy, caulker, chauffeur, fireman, foreman, helper, jan- itor, laborer, messenger, office helper, oiler, operator (industrial truck), rigger, store- man, trainman, watchman.....	750	569	750	569	838	553
Total, alien employees.....		426,750		426,750		463,414
All personal services, field.....		1,490,328		1,446,978		1,660,045
Deduct legislative reductions.....		149,033		217,047		153,524
Total cash paid salaries and wages.....		1,341,295		1,229,931		1,506,521
Deduct amount included in item 32, struc- tures and parts.....		225,000				
Personal services (net).....		1,116,295		1,229,931		1,506,521

Maintenance and Operation, Panama Canal—Continued.

By objects	Obligations					
	Estimate, 1935		Estimate, 1934		Actual, 1933	
<i>Madden Dam division</i>						
PERSONAL SERVICES, FIELD						
Professional service:	Posi- tions	Av. salary	Posi- tions	Av. salary	Posi- tions	Av. salary
Grade 6. Construction engineer	1	\$7,500	1	\$7,500	1	\$7,500
Grade 4. Assistant construction engineer	1	5,500	1	5,500	1	5,500
Engineer	1.9	5,368	2	5,375	2	5,375
Chief concrete technician	0.9	5,250	1	5,250	1	5,250
Electrical-mechanical engineer	1	4,750	1	4,750	0.6	4,750
Grade 3. Associate engineer	3	4,083	3.5	4,072	4	4,063
Associate geologist			0.7	4,000	0.3	4,000
Grade 2. Assistant concrete technician	0.9	3,625	1	3,625	1	3,625
Assistant engineer	4	3,469	4	3,469	4	3,469
Junior engineer	2	3,313	2	3,313	2	3,313
Mechanical inspector	0.5	3,250	0.5	3,250		
Electrical inspector	0.5	3,250	0.5	3,250		
Grade 1. Junior engineer	2	2,625	2	2,625	2	2,625
Surveyor	0.2	2,500	1	2,500	0.2	2,500
Clerical, administrative, and fiscal service:						
Grade 8. Chief clerk	1	4,000	1	4,000	1	4,000
Grade 6. Clerk	1	3,250	1	3,250	1	3,250
Grade 5. Clerk	1	2,500	1	2,500	1.1	2,500
Grade 2. Clerk	0.3	1,800	1	1,800	0.5	1,800
Grade 1. Clerk	2	1,575	2	1,575	2	1,575
Subprofessional service:						
Grade 8. Material inspector	1	3,250	1	3,250	1	3,250
Grade 7. Inspector	6.5	2,875	7	2,875	6.5	2,875
Surveyor	1.2	2,875	2	2,875	1.7	2,875
Grade 6. Surveyor	3.2	2,734	4	2,688	3.3	2,727
Inspector	5	2,525	6	2,521	3.9	2,532
Grade 5. Recorder	1	2,400	1	2,400	1	2,400
Surveyor	1	2,250	1.5	2,250	1.3	2,250
Grade 4. Recorder	2.1	2,025	3	2,025	1.6	2,025
Grade 2. Recorder	2.8	1,575	3	1,575	2	1,575
Grade 1. Student recorder	0.6	1,350	1	1,350	1.8	1,014
Unclassified service:						
Foreman	1.1	3,408	2.8	3,205	2.2	3,345
Drill operator foreman	0.6	2,100	1	2,100	1	2,100
Total permanent, field	50.3	157,020	60.5	184,631	52	161,927
Deduct lapses and administrative furloughs		894		894		894
Net permanent, field		156,126		183,737		161,033
Alien employees: Artisan, attendant, boatman, carpenter, chairman, chauffeur, cook, foreman, gardener, helper, janitor, laborer, messenger, office helper, operator, storeman, waiter, watchman, woodchopper	85	616	120	616	131	600
Total, alien employees		52,360		73,920		78,600
All personal services, field		208,486		257,657		239,633
Deduct legislative reductions		20,489		38,649		20,497
Total cash paid salaries and wages		187,997		219,008		219,136
Deduct amount included in item 32, structures and parts		187,937				
Personal services (net)				219,008		219,136
<i>Fortifications division</i>						
PERSONAL SERVICES, FIELD						
Professional service:						
Grade 4. Assistant engineer	1	5,250	1	5,250	1	5,250
Grade 3. Assistant engineer			1	4,250	1	4,250
Grade 2. Draftsman	1	3,625	1	3,625	1.9	3,625
Junior engineer					0.3	3,375
Unclassified service:						
General foreman	3	4,020	3	4,020	3	4,020
Cablesplicer					0.1	3,000
Mechanic	1	2,675	1	2,675	1	2,675
Foreman					1	2,400
Clerical, administrative, and fiscal service:						
Grade 4. Clerk	1	2,625	1	2,625	1	2,625
Grade 2. Clerk					1	1,950
Grade 1. Clerk	1	1,800	1	1,800	1	1,800
Total permanent, field	8	28,035	9	32,285	12.3	41,210
Deduct lapses and administrative furloughs		350		350		350
Net permanent, field		27,685		31,935		40,860
Alien employees: Artisan, boat operator, chairman, foreman, helper, laborer, office helper, storekeeper, watchman					93	600
Total, alien employees						55,800
All personal services, field		27,685		31,935		96,660
Deduct legislative reductions		2,769		4,790		6,460
Total cash paid salaries and wages		24,916		27,145		90,200
<i>Injury and death payments</i>						
Payments (no particular number)		39,000		39,000		39,194

Maintenance and Operation, Panama Canal—Continued.

By objects	Obligations					
	Estimate, 1935		Estimate, 1934		Actual, 1933	
<i>Consolidated statement of the number of employees for the field service, Isthmus</i>	No.	Amount	No.	Amount	No.	Amount
Maintenance and operation, Isthmus:						
Total permanent, field, monthly	1,380	\$4,371,411	1,323.3	\$4,201,518	1,476.4	\$4,685,643
Total permanent, field, hourly	468		446.6		524.8	
	1,333,060		1,259,443		1,483,709	
Total permanent, field	1,848		1,769.9		2,001.2	
	5,704,471		5,460,961		6,169,352	
Deduct salaries paid by U.S. Army or Navy		62,737		63,927		64,564
Deduct lapses and administrative furloughs		60,727		138,989		143,438
Net permanent, field	1,848		1,769.9		2,001.2	
	5,581,007		5,258,045		5,961,350	
Alien employees	5,997		4,991		6,349	
	3,730,995		3,126,648		3,840,824	
Locks overhaul, gold employees	39				34.3	
	117,780				103,586	
Locks overhaul, alien employees	275				288	
	165,000				172,800	
Additional for overtime		20,830		20,530		37,078
Total, temporary employees	6,311		4,991		6,671.3	
	4,034,605		3,147,478		4,154,288	
Injury and death payments		39,000		39,000		39,194
All personal services, field	8,159		6,760.9		8,672.5	
	9,654,612		8,444,523		10,154,832	
Deduct legislative furloughs		961,561		1,260,831		839,536
Cash paid salaries and wages		8,663,051		7,183,692		9,315,296
Deduct amount included in item 32, structures and parts		1,795,293				
Net amount for personal services, field		6,897,758		7,183,692		9,315,296
<i>Offices in the United States</i>						
PERSONAL SERVICES, FIELD						
Clerical, administrative, and fiscal service:	Posi- tions	Av. salary	Posi- tions	Av. salary	Posi- tions	Av. salary
Grade 14. General purchasing officer and chief of office	1	\$7,000	1	\$7,000	1	\$7,000
Grade 12. Chief clerk, purchasing department	1	5,000	1	5,000	1	5,000
Assistant to the chief of office	1	4,800	1	4,800	1	4,800
Grade 9. Disbursing clerk	1	3,600	1	3,600	1	3,600
Chief of division (employment and personnel)	1	3,400	1	3,400	1	3,400
Grade 8. Clerk	2	3,350	2	3,350	2	3,350
Chief clerk, accounting department	1	3,000	1	3,000	1	3,000
Grade 7. Clerk	3	2,867	3	2,867	3	2,867
Grade 6. Clerk	6	2,633	6	2,633	6	2,633
Grade 5. Clerk	9	2,356	9	2,356	10	2,370
Grade 4. Clerk	5	2,004	5	2,004	7	1,997
Grade 3. Clerk	20	1,800	20	1,800	20	1,791
Grade 2. Clerk	6	1,540	6	1,540	7	1,577
Grade 1. Clerk	1	1,260	1	1,260	1	1,250
Professional service:						
Grade 6. Inspecting engineer	1	6,000	1	6,000	1	6,000
Assistant auditor and legal adviser	1	5,800	1	5,800	1	5,800
Grade 5. Inspector (assistant to inspecting engineer)	1	4,600	1	4,600	1	4,600
Grade 3. Inspector	2	3,300	2	3,300	2	3,300
Grade 2. Inspector	6	2,850	6	2,850	6	2,850
Subprofessional service:						
Grade 8. Inspector	6	2,733	6	2,733	6	2,733
Grade 7. Draftsman and office engineer	1	2,600	1	2,600	1	2,600
Inspector	5	2,480	5	2,480	5	2,480
Custodial service:						
Grade 3. Messenger	7	1,414	7	1,414	7	1,414
Grade 2. Assistant messenger	3	1,120	3	1,120	4	1,110
Payment to Panama R.R. Co. for services furnished by the assistant purchasing agent's office at New York City in connection with purchases and shipments for the Panama Canal		4,200		4,200		5,030
Total permanent, field	91	224,580	91	224,580	96	234,570
Deduct lapses and administrative furloughs		6,227		6,227		2,927
Net permanent, field		218,353		218,353		231,643
Temporary employees, field						1,000
All personal services, field		218,353		218,353		232,643
Deduct legislative reductions		21,835		32,753		23,535
01 Personal services (net)		196,518		185,600		209,108

Maintenance and Operation, Panama Canal—Continued.

By objects	Obligations		
	Estimate, 1935	Estimate, 1934	Actual, 1933
<i>Offices in the United States—Continued</i>			
OTHER OBLIGATIONS			
Supplies and materials:			
0200 Stationery and office supplies.....	\$2,800	\$2,800	\$2,879
02011 Printed forms and letterheads.....	1,500	1,500	974
0220 Scientific and educational supplies.....	100	100	101
0280 Sundry supplies.....	200	200	212
c2 Total supplies and materials.....	4,600	4,600	4,166
Communication service:			
0500 Telegraph service.....	650	650	816
0510 Telephone service.....	650	650	650
0520 Other communication service (stamps).....	100	100	132
05 Total communication service.....	1,400	1,400	1,598
Travel expenses:			
0601 Transportation:			
Washington office.....	250	250	250
Inspection service.....	6,500	6,500	7,433
0640 Subsistence:			
Washington office.....	50	50	2
Inspection service.....	16,500	16,500	17,540
06 Total travel expenses.....	23,300	23,300	25,226
07 Transportation of things (service).....	50	50	54
08 Printing and binding.....	4,200	4,200	7,290
09 Advertising and publication of notices.....	150	150	337
13 Special and miscellaneous current expenses (payment to Panama R.R. Co. for Panama Canal's share of expenses of assistant purchasing agent's office in New York for rent, telephone, and miscellaneous supplies).....	1,140	1,140	1,570
13 Special and miscellaneous expenses, not elsewhere classified.....	325	325	325
30 Furniture, furnishings, and fixtures.....	835	835	2,004
Total other obligations.....	36,000	36,000	42,570
Grand total obligations, United States.....	232,518	221,600	251,678
<i>Isthmus</i>			
PERSONAL SERVICES, FIELD			
0110 Civil employees, field (net).....	6,897,758	7,183,692	9,315,296
0150 Special and miscellaneous payments.....		20,000	20,702
Total personal services, field (net).....	6,897,758	7,203,692	9,335,998
Estimated reductions in compensation (transit).....	545,762	762,198	479,765
Estimated reductions in compensation (business).....	415,799	498,633	359,771
01 Total personal services.....	7,859,319	8,464,523	10,175,534
OTHER OBLIGATIONS			
Supplies and materials:			
0200 Stationery and office supplies.....	79,000	81,000	81,427
0210 Medical and hospital supplies.....	5,900	6,000	6,039
0220 Scientific and educational supplies.....	18,900	18,900	18,945
0230 Fuel.....	215,000	214,000	217,414
0240 Wearing apparel and sewing supplies.....	500	500	549
0250 Forage and other supplies for animals.....	5,400	5,500	5,536
0260 Provisions.....	66,000	75,000	64,564
0270 Powder, explosives, etc.....	35,000	35,000	35,194
0280 Sundry supplies.....	410,000	486,000	415,295
0290 Materials.....	1,540,000	2,200,000	1,841,619
02 Total supplies and materials.....	2,375,700	3,121,900	2,686,582
Communication service:			
0500 Telegraph service.....	3,825	3,825	3,796
0510 Telephone service.....	71,311	72,411	74,585
05 Total communication service.....	75,136	76,236	78,381
Travel expenses.....	10,230	11,730	17,233
07 Transportation of things (service).....	103,705	361,985	277,155
08 Printing and binding.....	14,780	14,780	22,311
09 Advertising and publication of notices.....	60	110	118
10 Water (Republic of Panama).....	3,105	3,105	4,158
11 Rents.....	12,300	12,300	14,252
12 Repairs and alterations.....	45,050	44,300	67,094
13 Special and miscellaneous current expenses.....	231,723	247,773	274,204

Maintenance and Operation, Panama Canal—Continued.

By objects	Obligations		
	Estimate, 1935	Estimate, 1934	Actual, 1933
<i>Isthmus—Continued</i>			
OTHER OBLIGATIONS—continued			
Equipment:			
3000 Passenger-carrying vehicles.....	\$9,500	\$9,500	\$9,608
3010 Furniture, furnishings, and fixtures.....	29,000	29,000	29,081
3020 Educational, scientific, and recreational equipment.....	6,400	7,700	7,765
3050 Other equipment.....	765,000	1,380,000	916,214
30 Total equipment.....	809,900	1,426,200	962,668
32 Structures and parts.....	1,801,500	1,940,485	2,376,925
33 Stores purchased for resale.....	1,100,000	1,100,000	1,136,856
Total other obligations.....	6,583,189	8,360,904	7,917,937
Grand total obligations.....	14,442,508	16,825,427	18,093,471
<i>Recapitulation (Isthmus and United States combined)</i>			
PERSONAL SERVICES, FIELD			
01 Personal services.....	8,077,672	8,682,876	10,408,177
OTHER OBLIGATIONS			
02 Supplies and materials.....	2,380,300	3,126,500	2,690,748
05 Communication service.....	76,536	77,636	79,979
06 Travel expenses.....	33,530	35,030	42,459
07 Transportation of things (service).....	103,755	362,035	277,209
08 Printing and binding.....	18,980	18,980	29,601
09 Advertising and publication of notices.....	210	260	455
10 Water (Republic of Panama).....	3,105	3,105	4,158
11 Rents.....	12,300	12,300	14,252
12 Repairs and alterations.....	45,050	44,300	67,094
13 Special and miscellaneous current expenses.....	233,188	249,238	276,099
30 Equipment.....	810,735	1,427,035	964,672
32 Structures and parts.....	1,801,500	1,940,485	2,376,925
33 Stores purchased for resale.....	1,100,000	1,100,000	1,136,856
Total other obligations.....	6,619,189	8,396,904	7,960,507
Grand total obligations.....	14,696,861	17,079,780	18,368,684
Deduct estimated legislative reductions (transit).....	567,597	-794,951	-503,300
Deduct estimated legislative reductions (business).....		-498,633	-359,771
Deduct estimated sales.....	-1,100,000	-1,100,000	-1,136,856
Deduct estimated services.....	-5,513,959	-5,545,861	-5,524,295
Add change in reserves.....			+538,782
Net total obligations.....	7,515,305	9,140,335	11,383,244
Impounded for legislative reductions (transit).....			+503,300
Impounded for vacant positions (transit).....			+92,381
Reserve for impounded savings (transit).....		+750,000	
Panama Railroad dividends.....		-2,000,000	-2,800,000
1932 appropriation obligated in 1933.....			-1,349,304
1933 appropriation obligated in 1935.....	-1,261,450		+1,261,450
1934 appropriation obligated in 1935.....	-1,282,365	+1,282,365	
Total estimate or appropriation.....	4,971,490	9,172,700	9,091,011
<i>Recapitulation of net appropriation expenditures (Panama Canal classification)</i>			
Executive offices:			
Current operations.....	269,497	218,757	257,817
Estimated legislative reductions.....	33,677	50,740	37,868
Total, executive offices.....	235,820	269,497	295,685
Clubs and playgrounds:			
Current operations.....	115,113	70,300	60,709
Estimated legislative reductions.....	19,875	29,813	14,870
Total, clubs and playgrounds.....	95,238	100,113	75,579
Accounting department:			
Current operations.....	165,174	95,600	123,292
Estimated legislative reductions.....	46,382	69,574	53,293
Total, accounting department.....	118,792	165,174	176,585
Offices in the United States:			
Current operations.....	207,753	175,000	216,103
Estimated legislative reductions.....	21,835	32,753	23,535
Total, offices in the United States.....	185,918	207,753	239,638
Office engineer:			
Current operations.....	50,000	36,471	18,211
Estimated legislative reductions.....	8,589	13,529	12,682
Total, office engineer.....	41,411	50,000	30,893

Maintenance and Operation, Panama Canal—Continued.

By objects	Obligations		
	Estimate, 1935	Estimate, 1934	Actual, 1933
<i>Recapitulation of net appropriation expenditures (Panama Canal classification)—Con.</i>			
Section of surveys:			
Current operations.....	\$66,843	\$54,500	\$67,170
Estimated legislative reductions.....	8,228	12,343	7,196
Total, section of surveys.....	58,615	66,843	74,366
General storehouses:			
Current operations.....	218,520	176,500	279,916
Estimated legislative reductions.....	28,014	42,020	20,084
Total, general storehouses.....	190,506	218,520	300,000
Care of public buildings and grounds:			
Current operations.....	172,917	129,000	176,581
Estimated legislative reductions.....	29,278	43,917	19,606
Total, care of public buildings and grounds.....	143,639	172,917	196,187
Canal Zone experimental gardens.....	5,000	5,000	
Maintenance of laborers' quarters.....	25,000		67,929
Street lighting and extensions.....	22,000	22,000	18,279
Water for municipal purposes.....	23,400	23,400	23,400
Roads, sidewalks, and sewers.....	125,000	125,000	128,808
Operation of ferry.....	70,000	70,000	71,671
Tracks maintenance.....	15,000	15,000	19,000
Recruiting and repatriating employees.....	20,000	20,000	10,953
Transportation of employees.....	120,000	120,000	120,000
Compensation of injured employees.....	2,000	2,000	
Marine Division:			
Superintendence:			
Current operations.....	14,428	12,472	12,539
Estimated legislative reductions.....	1,304	1,956	1,322
Total, superintendence.....	13,124	14,428	13,861
Board of Admeasurement:			
Current operations.....	42,159	36,765	44,009
Estimated legislative reductions.....	3,596	5,394	4,202
Total, Board of admeasurement.....	38,563	42,159	48,211
Transiting vessels and harbor service:			
Current operations.....	357,254	231,137	308,146
Estimated legislative reductions.....	84,077	126,117	73,160
Total, transiting vessels and harbor service.....	273,177	357,254	381,306
Aids to navigation:			
Current operations.....	168,314	152,908	160,019
Estimated legislative reductions in compensation.....	10,271	15,406	7,002
Total, aids to navigation.....	158,043	168,314	167,021
Total, Marine Division.....	582,155	582,155	610,399
Locks, operation and maintenance:			
Atlantic locks:			
Current operations.....	456,806	399,066	396,125
Estimated legislative reductions.....	36,059	57,740	37,888
Total operation, Atlantic locks.....	420,747	456,806	434,013
Pacific locks:			
Current operations.....	761,129	662,505	685,391
Estimated legislative reductions.....	63,184	98,624	84,867
Total operation, Pacific locks.....	697,945	761,129	770,258
Extra shift, three locks.....	155,279		
Total locks operation.....	1,373,214	1,217,935	1,204,271
Atlantic locks overhaul.....	675,000		822,365
Pacific locks overhaul.....	675,000		822,365
Total locks overhaul.....	675,000		822,365
Total locks division.....	2,048,214	1,217,935	2,026,636
Gatun Dam and Spillway:			
Current operations.....	44,028	37,000	48,856
Estimated legislative reductions.....	4,685	7,028	2,564
Overhauling spillway caisson.....		2,000	
Total, Gatun Dam and Spillway.....	39,343	46,028	51,420
Damage to vessels.....	25,000	25,000	4,240

Maintenance and Operation, Panama Canal—Continued.

By objects	Obligations		
	Estimate, 1935	Estimate, 1934	Actual, 1933
<i>Recapitulation of net appropriation expenditures (Panama Canal classification)—Con.</i>			
Dredging Division:			
Channel maintenance.....	\$1,580,223	\$1,535,713	\$1,900,995
Estimated legislative reductions.....	99,565	149,348	82,664
Deferred channel maintenance.....	125,000		
Removal floating obstructions.....	40,000	40,000	40,810
Maintenance floating cranes.....	44,000	44,000	44,477
Total, Dredging Division.....	1,888,788	1,769,061	2,068,946
Grand total, net current expenses.....	6,281,402	5,293,396	6,610,614
Enlarging the capacity of the Canal:			
Madden Dam, continuation.....	1,229,151	4,578,241	3,751,940
Estimated legislative reductions in compensation.....	20,849	38,649	20,497
Total, Madden Dam.....	1,250,000	4,616,890	3,772,437
	551,500	25,000	1,503,493
Betterments:			
Grading for building sites, Gatun.....	\$110,000		
Storehouse and roads, Cristobal shop area.....	70,000		
Replacement of gold quarters.....	300,000		
Rebuilding Fort Randolph road, beginning.....	71,500		
	551,500		
Grand total, obligations.....	8,082,902	9,935,286	11,886,544
Deduct estimated legislative reductions.....	567,597	794,951	503,300
Net total obligations.....	7,515,305	9,140,335	11,383,244
Impounded for legislative reductions in compensation (transit).....			+503,300
Impounded for vacant positions (transit).....			+92,321
Reserve for impounded savings (transit).....		+750,000	
Panama R.R. dividends.....		-2,000,000	-2,800,000
1932 appropriation obligated in 1933.....			-1,349,304
1933 appropriation obligated in 1935.....	-1,261,450		+1,261,450
1934 appropriation obligated in 1935.....	-1,282,365	+1,282,365	
Total estimate or appropriation.....	4,971,490	9,172,700	9,091,011
FEDERAL EMERGENCY ADMINISTRATION OF PUBLIC WORKS			
Personal services, field.....		+650,000	
Deduct amount included in objects named below.....		-145,000	
01 Personal services (net).....		+505,000	
OTHER OBLIGATIONS			
02 Supplies and materials.....		+300,000	
06 Travel expenses.....		+500	
07 Transportation.....		+2,000	
13 Special and miscellaneous current expenses.....		+192,500	
Total obligations.....		+1,000,000	
Received by transfer from Federal Emergency Administration of Public Works.....		-1,000,000	
Total estimate or appropriation.....			
BY ACTIVITIES OR PROJECTS			
Project 1. Construction, Dock 14, Cristobal.....		25,000	
2. Construction, Dock 15, Cristobal.....		350,000	
3. Construction, quarters for gold employees, various localities.....		175,000	
4. Construction, high school and junior college, Balboa.....		300,000	
5. Construction, 1 barge, 1,000 cubic yards' capacity.....		100,000	
6. Construction, dredging division station, Gamboa.....		50,000	
Total.....		1,000,000	

Sanitation, Canal Zone, Panama Canal—

For sanitation, quarantine, hospitals, and medical aid and support of the insane and of lepers and aid and support of indigent persons legally within the Canal Zone, including expenses of their deportation when practicable, and the purchase of artificial limbs or other appliances for persons who were injured in the service of the Isthmian Canal Commission or the Panama Canal prior to September 7, 1916, and including additional compensation to any officer of the United States Public Health Service detailed with the Panama Canal as chief quarantine officer, **[\$698,426] \$768,501** (U.S.C., title 48, sec. 1305; act Mar. 4, 1933, 47 Stat., p. 1601).

Estimate 1935, **\$768,501**Appropriated 1934, **\$698,426**

By objects	Obligations					
	Estimate, 1935		Estimate, 1934		Actual, 1933	
<i>Health Department</i>						
PERSONAL SERVICES, FIELD	Posi- tions	Av. salary	Posi- tions	Av. salary	Posi- tions	Av. salary
Professional and scientific service:						
Grade 7. Chief health officer	1	\$8,750	1	\$8,750	1	\$8,750
Grade 6. Chief, medical clinic	1	7,500	1	7,500	1	7,500
Chief, surgical clinic	1	7,500	1	7,500	1	7,500
Assistant chief health officer	1	7,250	1	7,250	1	7,250
Superintendent, Gorgas hospital	1	7,000	1	7,000	1	7,000
Grade 5. Chief, board of health laboratory	1	6,750	1	6,750	1	6,750
Chief quarantine officer	1	6,300	1	6,300	1	6,300
Superintendent, Colon hospital	1	6,000	1	6,000	1	6,000
Superintendent, Corozal hospital	1	5,750	1	5,750	1	5,750
Assistant to superintendent, Gorgas hospital	1	5,850	1	5,750	1	5,750
Chief, eye, ear, nose, and throat clinic	1	5,750	1	5,750	1	5,750
Grade 4. Assistant chief, surgical clinic	1	5,500	1	5,500	1	5,500
Superintendent, Palo Seco leper colony	1	5,500	1	5,500	1	5,500
Health officer, Panama	1	5,500	1	5,500	1	5,500
Chief X-ray clinic	1	5,250	1	5,250	1	5,250
Quarantine officer, Cristobal	1	5,250	1	5,250	1	5,250
Quarantine officer, Balboa	1	5,000	1	5,000	1	5,000
Chemist	1	5,000	1	5,000	1	5,000
District physician	2	5,000	2	5,000	2	5,000
Assistant chief, eye, ear, nose, and throat clinic	1	4,750	1	4,750	1	4,750
Assistant chief, medical clinic	1	4,750	1	4,750	1	4,750
Chief, physio-therapy clinic	1	4,750	1	4,750	1	4,750
Pathologist	1	4,750	1	4,750	1	4,750
Obstetrician	1	4,750	1	4,750	1	4,750
Bacteriologist	1	4,750	1	4,750	1	4,750
Health officer, Colon	1	4,750	1	4,750	1	4,750
District physician and chief of medical clinic, Colon hospital	1	4,750	1	4,750	1	4,750
Grade 3. District physician	2	4,750	2	4,750	2	4,750
Veterinarian and meat inspector	34	4,071	34	4,071	35	4,075
Physician	1	4,000	1	4,000	1	4,000
Dentist	4	3,625	4	3,625	4	3,625
Grade 2. Veterinarian and meat inspector	1	3,375	1	3,375	1	3,375
Assistant chemist	1	3,375	1	3,375	1	3,375
Senior pharmacist	2	2,750	2	2,750	2	2,750
Grade 1. Pharmacist	3	2,325	3	2,325	1	2,325
Senior interne						
Clerical, administrative, and fiscal service:						
Grade 9. Executive assistant	1	4,000	1	4,000	1	4,000
Grade 8. Office assistant	1	4,000	1	4,000	1	4,000
Grade 7. Clerk	1	3,375	1	3,375	1	3,375
Grade 6. Clerk	1	3,250	1	3,250	1	3,250
Grade 5. Clerk	1	3,000	1	3,000	1	3,000
Storekeeper	1	2,875	1	2,875	1.5	2,917
Senior dispensary assistant	7	2,875	7	2,875	7	2,875
Grade 4. Clerk	2	2,400	2	2,400	2	2,400
Grade 3. Clerk	6	2,175	6	2,175	7	2,154
Grade 2. Clerk	5	1,845	5	1,845	7	1,832
Grade 1. Clerk	5	1,590	5	1,590	6	1,588
Subprofessional service:						
Grade 8. Division sanitary inspector	1	3,875	1	3,875	1	3,875
Chief nurse	1	3,375	1	3,375	1	3,375
Grade 7. Sanitary inspector	9	3,431	9	3,431	9	3,431
Quarantine inspector	2	3,313	2	3,313	2	3,313
Embalmer-cremator	1	3,000	1	3,000	1	3,000
Stewardess						
Grade 6. Technician	3	2,792	3	2,792	3	2,792
Chief nurse	2	2,688	2	2,688	2	2,688
Dietitian	1	2,500	1	2,500	1	2,500
Stewardess	1	2,400	1	2,400	1	2,500
Grade 5. Head nurse	8	2,447	8	2,447	9	2,447
District nurse	2	2,363	2.2	2,341	2	2,363
Technician	4	2,325	4	2,325	4	2,325
Sanitary inspector	1	2,250	1	2,250	1	2,250
Grade 4. Junior dispensary assistant	1	2,625	1	2,625	1	2,625
Vaccinator						
Male nurse	5	2,235	5.3	2,268	8	2,213
Dispensary assistant	6	2,150	6	2,150	7	2,164
Female nurse	88	2,114	88	2,114	92	2,112
Pharmacist's assistant	1	2,100	1	2,100	1	2,100
Technician			0.4	2,025	1	2,025
Physio-therapy aide	1	2,025	1	2,025	1	2,025
Dietitian	2	2,025	2	2,025	2	2,025
Grade 3. Dental hygienist	1	1,875	1	1,875	1	1,875
Assistant sanitary inspector	1	1,575	1	1,575	1	1,575
Grade 1. Sanitary assistant	1	1,425	1	1,425	1	1,425

Sanitation, Canal Zone, Panama Canal—Continued.

By objects	Obligations					
	Estimate, 1935		Estimate, 1934		Actual, 1933	
<i>Health Department—Continued</i>						
PERSONAL SERVICES, FIELD—continued	Posi- tions	Av. salary	Posi- tions	Av. salary	Posi- tions	Av. salary
Unclassified service:						
Electrician	1	\$3,228	1	\$3,228	1	\$3,228
General mechanic	2	3,060	2	3,060	2	3,060
Foreman-chauffeur	1	2,568	1	2,568	1	2,568
Interne	7	1,380	7	1,380	8	1,380
Clerk	1	1,200	1	1,200	1	1,200
Pharmacist's assistant	1	1,200	1.2	1,200	1	1,200
Total permanent positions, field, monthly	263	772,606	264.1	774,926	280	811,136
Unclassified service:						
Maintenance carpenter foreman	1	1.39	1	1.39	1	1.39
Total permanent, field, hourly	1	3,475	1	3,475	1	3,475
Total permanent, field	264	776,081	265.1	778,401	281	814,611
Deduct salaries paid by U.S. Army		155,245		155,245		155,245
Deduct lapses and administrative furloughs		33,680		36,000		2,947
Net permanent, field		587,156		587,156		656,419
Alien employees: Artisan, attendant, broom maker, cemeteryman, chauffeur, cook, fireman, foreman, gardener, janitor, laborer, maid, messenger, motor-boat operator, office helper, scavenger, watchman	782	536	782	536	818	520
Total, alien employees		419,152		419,152		425,360
All personal services, field		1,006,308		1,006,308		1,081,779
Deduct legislative reductions		100,631		150,946		88,480
01 Personal services (net)		905,677		855,362		993,299
OTHER OBLIGATIONS						
Supplies and materials:						
0200 Stationery and office supplies		11,000		11,000		13,143
0210 Medical and hospital supplies		62,500		55,000		65,809
0220 Scientific and educational supplies		500		500		1,147
0230 Fuel		6,500		6,500		6,617
0240 Wearing apparel and sewing supplies		750		750		805
0250 Forage and other supplies for animals		650		650		656
0260 Provisions		167,399		167,399		186,348
0280 Sundry supplies		9,000		8,500		9,154
0290 Materials		13,500		13,000		13,752
02 Total supplies and materials		271,799		263,299		297,431
05 Communication service		15,085		15,085		15,143
06 Travel expenses		12,028		12,028		12,934
07 Transportation of things (service)		62,052		62,052		49,327
08 Printing and binding		1,100		1,100		1,198
10 Furnishing of light, power, and water		25,000		25,000		28,016
11 Rents		235		235		497
12 Repairs and alterations		18,000		5,650		16,404
13 Special and miscellaneous current expenses		36,400		36,400		40,989
Equipment:						
3010 Furniture, furnishings, and fixtures		5,000		1,000		3,253
3020 Educational, scientific, and recreational equipment		31,500		3,000		24,316
3050 Other equipment		13,650		2,000		8,858
30 Total equipment		50,150		6,000		36,427
33 Stores purchased for resale		15,000		15,000		15,690
Total other obligations		506,849		441,849		514,056
Grand total obligations		1,513,157		1,448,157		1,595,835
Recapitulation						
PERSONAL SERVICES, FIELD						
Personal services, field (net)		905,677		855,362		993,299
Estimated legislative reductions		100,631		150,946		88,480
01 Total personal services		1,006,308		1,006,308		1,081,779
OTHER OBLIGATIONS						
02 Supplies and materials		271,799		263,299		297,431
05 Communication service		15,085		15,085		15,143
06 Travel expenses		12,028		12,028		12,934
07 Transportation of things (service)		62,052		62,052		49,327
08 Printing and binding		1,100		1,100		1,198
10 Furnishing of light, power, and water		25,000		25,000		28,016
11 Rents		235		235		497
12 Repairs and alterations		18,000		5,650		16,404

Sanitation, Canal Zone, Panama Canal—Continued.

By objects	Obligations		
	Estimate, 1935	Estimate, 1934	Actual, 1933
Recapitulation—Continued			
OTHER OBLIGATIONS—continued			
13 Special and miscellaneous current expenses.....	\$36,400	\$36,400	\$40,989
30 Equipment.....	50,150	6,000	36,427
33 Stores purchased for resale.....	15,000	15,000	15,690
Total other obligations.....	506,849	441,849	514,056
Grand total obligations.....	1,513,157	1,448,157	1,595,835
Deduct estimated collections.....	642,211	717,211	882,575
Deduct estimated legislative reductions.....	100,631	150,946	88,480
Net total obligations.....	770,315	580,000	624,780
Impounded for legislative reductions in compensation.....			+88,480
Impounded for vacant positions.....			+18,845
Reserve for impounded savings.....		+160,000	
Release of general reserve.....		-11,669	
1932 appropriation obligated in 1934.....		-8,174	
1933 appropriation obligated in 1934.....		-23,545	+23,545
1934 appropriation obligated in 1935.....	-1,814	+1,814	
Total estimate or appropriation.....	768,501	698,426	755,650

Civil Government, Panama Canal and Canal Zone—

For civil government of the Panama Canal and Canal Zone, including [salaries of district judge, district attorney, and marshal, and] gratuities and necessary clothing for indigent discharged prisoners, [\$1,235,278] \$792,935 (U.S.C., title 48, secs. 1805, 1848, 1351, 1352; act Mar. 4, 1933, 47 Stat., p. 1601).

Estimate 1935, \$792,935

Appropriated 1934, \$1,189,493

* Excludes \$45,785 transferred to Department of Justice under Executive Order No. 6166 of June 10, 1933 (see p. 378).

By objects	Obligations		
	Estimate, 1935	Estimate, 1934	Actual, 1933
Civil affairs and customs			
PERSONAL SERVICES, FIELD			
Clerical, administrative, and fiscal service:			
Grade 12. Chief of division.....	1 \$5,750	1 \$5,750	1 \$5,750
Grade 9. Assistant chief of division.....	1 4,375	1 4,375	1 4,375
Grade 6. Clerk.....	1 3,250	1 3,250	1 3,250
Grade 5. Clerk.....	1 2,750	1 2,750	1 2,750
Grade 4. Clerk.....	1 2,325	1 2,325	1 2,325
Grade 3. Clerk.....	1 2,400	1 2,400	2 2,363
Unclassified service:			
Chief customs inspector.....	2 3,876	2 3,876	2 3,876
Customs inspector.....	5 2,628	5 2,628	5.5 2,628
Public defender.....	1 1,200	1 1,200	1 1,200
Total permanent, field.....	14 42,942	14 42,942	15.5 46,582
Deduct lapses and administrative furloughs.....	460	450	1,164
Net permanent, field.....	42,492	42,492	45,418
Alien employee: Office helpers.....	1 1,080	1 1,080	1 1,080
All personal services, field.....	43,572	43,572	46,498
Deduct legislative reductions.....	4,357	6,536	4,994
Total cash paid, salaries and wages.....	39,215	37,036	41,504
Bureau of Posts			
PERSONAL SERVICES, FIELD			
Unclassified service:			
First-class postmaster.....	2 4,250	2 4,250	2 4,250
Inspector.....	1 4,125	1 4,125	1 4,125
Second-class postmaster.....	2 3,438	2 3,438	2 3,438
Assistant postmaster.....	4 3,125	4 3,125	4 3,125
Foreman.....	2 3,125	2 3,125	2 3,125
Chief registry clerk.....	1 2,880	1 2,880	1 2,880
Special postal clerk.....	2 2,748	2 2,748	2 2,748
Postal clerk.....	30 2,464	30 2,464	30.7 2,459
Third-class postmaster.....	7 2,066	7 2,066	8 1,995
Clerk.....	4 1,264	4 1,264	4 1,264
Total permanent, field.....	55 140,065	55 140,065	56.7 143,134
Deduct lapses and administrative furloughs.....	819	819	819
Net permanent, field.....	139,246	139,246	142,315

Civil Government, Panama Canal and Canal Zone—Continued.

By objects	Obligations		
	Estimate, 1935	Estimate, 1934	Actual, 1933
Bureau of Posts—Continued			
PERSONAL SERVICES, FIELD—continued			
Alien employees: Chauffeur, messenger, office helper.....	22 \$793	22 \$793	22 \$777
Total alien employees.....	17,446	17,446	17,094
All personal services, field.....	156,692	156,692	159,409
Deduct legislative reductions.....	15,669	23,504	16,176
Total cash paid, salaries and wages.....	141,023	133,188	143,233
Schools			
PERSONAL SERVICES, FIELD			
Professional service:			
Grade 4. Superintendent of schools.....	1 5,250	1 5,250	1 5,250
Grade 3. Assistant superintendent of schools.....	1 4,625	1 4,625	1 4,625
Grade 2. Assistant superintendent of schools.....	1 3,875	1 3,875	1 3,875
Unclassified service:			
Director of research.....	1 3,875	1 3,875	1 3,875
High-school principal.....	2 3,688	2 3,688	2 3,688
Director of health and physical education.....			1 3,260
Director of vocational education (colored schools).....	1 2,875		1 2,875
Junior high-school principal.....	1 2,875	1 2,875	
Junior college instructor.....	5 2,871	5 2,871	
Supervisor of music.....	1 2,853	1 2,853	1 2,853
Supervisor of penmanship.....	1 2,601	1 2,601	1 2,601
Supervisor of art.....	1 2,601	1 2,601	1 2,601
Elementary-school principal.....	5 2,478	5 2,478	4 2,465
High-school teacher.....	32 2,390	30 2,414	30 2,446
Teacher of art.....	1 2,376	1 2,376	1 2,376
Teacher of music.....	1 2,376	1 2,376	1 2,376
Grade-school teacher.....	68 1,998	68 1,998	70 2,005
Grade-school teacher (colored school).....	2 1,170	2 1,170	2 1,170
Clerical, administrative, and fiscal service:			
Grade 2. Clerk.....	1 1,800	1 1,800	1 1,800
Grade 1. Clerk.....	1 1,650	1 1,650	1 1,650
Total permanent, field.....	127 288,437	124 281,502	121 273,313
Deduct lapses and administrative furloughs.....	1,291	1,291	1,291
Net permanent, field.....	287,146	280,211	272,022
Alien employees: Janitor, principal, teacher.....	104 830	102 789	107 845
Total, alien employees.....	80,320	80,478	90,415
All personal services, field.....	367,466	360,689	362,437
Deduct legislative reductions.....	36,747	54,103	32,431
Total cash paid, salaries and wages.....	330,719	306,586	330,006
Fire section			
PERSONAL SERVICES, FIELD			
Clerical, administrative, and fiscal service:			
Grade 12. Chief of division.....	0.5 5,750	0.5 5,750	0.5 5,750
Grade 8. Inspector.....	1 4,000	1 4,000	1 4,000
Unclassified service:			
Captain.....	2 3,120	2 3,120	2 3,120
Lieutenant.....	6 2,940	6 2,940	6 2,940
Sergeant.....	4 2,748	4 2,748	4 2,748
Motor inspector.....	1 3,036	1 3,036	1 3,036
Fireman.....	28 2,518	28.6 2,512	31 2,518
Total permanent, field.....	42.5 115,287	43.1 116,626	45.5 122,841
Deduct lapses and administrative furloughs.....	2,161	3,500	2,191
Net permanent, field.....	113,126	113,126	120,650
Deduct legislative reductions.....	11,313	16,969	12,725
Total cash paid, salaries and wages.....	101,813	96,157	107,925
Police section			
PERSONAL SERVICES, FIELD			
Clerical, administrative, and fiscal service:			
Grade 12. Chief of division.....	0.5 5,750	0.5 5,750	0.5 5,750
Grade 9. Inspector.....	1 4,375	1 4,375	1 4,375
Unclassified service:			
Captain.....	3 3,756	3 3,756	3 3,756
Lieutenant.....	5 3,372	5 3,372	5 3,372
Sergeant.....	15 2,943	15.4 2,943	17 2,941
Policeman.....	114 2,524	114.1 2,524	120 2,533
Total permanent, field.....	138.5 367,259	139 368,689	146.5 389,335
Deduct lapses and administrative furloughs.....	5,570	7,000	2,186
Net permanent, field.....	361,689	361,689	387,149

Civil Government, Panama Canal and Canal Zone—Continued.

By objects	Obligations					
	Estimate, 1935		Estimate, 1934		Actual, 1933	
<i>Police section—Continued</i>						
PERSONAL SERVICES, FIELD—continued	Posi- tions	Av. salary	Posi- tions	Av. salary	Posi- tions	Av. salary
Alien employees: Policeman.....	40	\$860	40	\$860	43	\$844
Total alien employees.....	34,400		34,400		36,292	
All personal services, field.....	396,089		396,089		423,441	
Deduct legislative reductions.....	39,609		59,413		42,364	
Total cash paid, salaries and wages.....	356,480		336,676		381,077	
<i>Magistrates' courts</i>						
PERSONAL SERVICES, FIELD						
Professional service:						
Grade 3. Magistrate.....	2	4,063	2	4,063	2	4,063
Relief magistrate.....	0.4	4,000	0.4	4,000	0.2	4,000
Unclassified service:						
Constable.....	2	2,628	2	2,628	2	2,628
Relief constable.....	0.4	1,860	0.4	1,860	0.1	1,860
Total permanent, field.....	4.8	15,726	4.8	15,726	4.3	14,368
Deduct lapses and administrative fur- loughs.....	42		42		42	
Net permanent, field.....	15,684		15,684		14,326	
Alien employees: Office helper.....	2	1,020	2	1,020	2.1	983
Total, alien employees.....	2,040		2,040		2,064	
All personal services, field.....	17,724		17,724		16,390	
Deduct legislative reductions in compensa- tion.....	1,772		2,659		1,567	
Total cash paid, salaries and wages.....	15,952		15,065		14,823	
<i>Codification Canal Zone laws</i>						
PERSONAL SERVICES, FIELD						
Professional service:						
Unclassified. Codifier.....	1	5,000				
Total permanent positions, field.....	1	5,000				
Deduct legislative reductions.....			750			
Total cash paid, salaries and wages.....			4,250			
<i>Consolidated statement of the number of employees for the field service</i>						
Civil government:						
Total permanent, field, monthly.....	381.8		380.9		389.5	
	969,716		970,550		989,573	
Deduct lapses and administrative fur- loughs.....	10,333		13,102		7,693	
Net permanent, field, monthly.....	381.8		380.9		389.5	
	959,383		957,448		981,880	
Alien employees.....	169	135,286	167	135,444	175	146,945
All personal services, field.....	550.8		547.9		564.5	
	1,094,669		1,092,892		1,128,825	
Deduct legislative reductions.....	93,798		163,934		110,257	
Cash paid salaries and wages.....	1,000,871		928,958		1,118,568	
0110 Civil employees, field (net).....	1,000,871		928,958		1,118,568	
0132 Witness fees.....			225		240	
0150 Special and miscellaneous pay- ments for personal services.....	5,900		5,900		5,996	
Total personal services, field (net).....	1,006,771		935,083		1,124,804	
Estimated legislative reductions.....	93,798		163,934		110,257	
01 Total personal services (net).....	1,100,569		1,099,017		1,135,061	
OTHER OBLIGATIONS						
Supplies and materials:						
0200 Stationery and office supplies.....	12,018		12,000		12,410	
0210 Medical and hospital supplies.....	320		320		342	
0220 Scientific and educational sup- plies.....	28,071		31,036		28,562	
0230 Fuel.....	900		900		944	
0240 Wearing apparel and sewing sup- plies.....	600		600		610	
0250 Forage and other supplies for animals.....	700		700		1,023	
0260 Provisions.....	13,510		13,500		10,162	
0270 Powder, projectiles, explosives, etc.....	150		150		190	
0280 Sundry supplies.....	4,545		4,500		5,263	
0290 Materials.....	5,010		5,000		5,566	
02 Total supplies and materials.....	65,824		68,706		65,072	
03 Subsistence and support of persons.....	9,100		9,225		8,071	
04 Subsistence and care of animals.....	1,200		1,200		2,503	

Civil Government, Panama Canal and Canal Zone—Continued.

By objects	Obligations					
	Estimate, 1935		Estimate, 1934		Actual, 1933	
<i>Consolidated statement of the number of employees for the field service—Continued</i>						
OTHER OBLIGATIONS—continued						
Communication service:						
0500 Telegraph service.....	\$380		\$380		\$555	
0510 Telephone service.....	10,520		10,520		11,353	
05 Total communication service.....	10,900		10,900		11,908	
06 Travel expenses.....	4,719		4,734		5,384	
07 Transportation of things (service).....	22,226		23,206		25,534	
08 Printing and binding.....	75		4,075		82	
10 Furnishing of light, power, and water.....	10,195		10,195		10,385	
11 Rents.....	3,180		3,180		3,224	
12 Repairs and alterations.....	12,205		14,205		14,334	
13 Special and miscellaneous current ex- penses.....	13,428		15,255		16,743	
Equipment (includes live- stock):						
3000 Passenger-carrying vehicles.....	1,000		1,000		2,239	
3010 Furniture, furnishings, and fix- tures.....	3,470		3,000		4,510	
3020 Educational, scientific, and rec- reational equipment.....	1,000		1,000		1,019	
3040 Livestock.....	75		75		85	
3050 Other equipment.....	1,862		2,250		11,092	
30 Total equipment.....	7,407		7,325		18,945	
32 Structures and parts: Purchase of school building.....					3,000	
Total other obligations.....	160,459		172,206		185,185	
Grand total obligations.....	1,261,028		1,271,223		1,320,246	
<i>Recapitulation</i>						
PERSONAL SERVICES, FIELD						
Personal services, field (net).....	1,006,771		935,083		1,124,804	
Estimated legislative reductions.....	93,798		163,934		110,257	
01 Total personal services.....	1,100,569		1,099,017		1,135,061	
OTHER OBLIGATIONS						
02 Supplies and materials.....	65,824		68,706		65,072	
03 Subsistence and support of persons.....	9,100		9,225		8,071	
04 Subsistence and care of animals.....	1,200		1,200		2,503	
05 Communication service.....	10,900		10,900		11,908	
06 Travel expenses.....	4,719		4,734		5,384	
07 Transportation of things (service).....	22,226		23,206		25,534	
Printing and binding.....	75		75		82	
Codification of Canal Zone laws.....			4,000			
08 Total printing and binding.....	75		4,075		82	
10 Furnishing of light, power, and water.....	10,195		10,195		10,385	
11 Rents.....	3,180		3,180		3,224	
12 Repairs and alterations.....	12,205		14,205		14,334	
13 Special and miscellaneous current ex- penses.....	13,428		15,255		16,743	
Equipment.....	7,407		7,325		10,455	
New fire engine.....					8,490	
30 Total equipment.....	7,407		7,325		18,945	
32 Structures and parts: Purchase of school building.....					3,000	
Total other obligations.....	160,459		172,206		185,185	
Grand total obligations.....	1,261,028		1,271,223		1,320,246	
Deduct estimated collections.....	112,050		112,050		101,134	
Deduct estimated legislative reductions.....	93,978		163,934		110,257	
Net total obligations.....	1,055,180		995,239		1,108,855	
Deduct postal expenses (to be paid from postal receipts).....	-177,904		-154,400			
Impounded for legislative reductions.....					+114,955	
Impounded for vacant positions.....					+26,903	
Reserve for impounded savings.....					+193,041	
Release of general reserve.....					-36,640	
1932 unobligated savings from appropria- tion.....					-21,861	
1932 appropriation obligated in 1933.....					-41,654	
1933 appropriation obligated in 1935.....	-72,201				+72,201	
1934 appropriation obligated in 1935.....	-12,140					
1934 postal appropriation returned to Treas- ury.....					+180,113	
Total estimate or appropriation.....	792,935		1,189,493		1,259,399	

Civil Government, Panama Canal and Canal Zone—Continued.

By objects	Obligations		
	Estimate, 1935	Estimate, 1934	Actual, 1933
<i>Recapitulation of net appropriation expenditures (Panama Canal classification)</i>			
Civil affairs and customs:			
Current expenses.....	\$48,436	\$41,900	\$47,313
Estimated legislative reductions.....	4,357	6,536	4,994
Total, civil affairs and customs.....	44,079	48,436	52,307
Bureau of posts:			
Current expenses.....	177,904	154,400	170,022
Estimated legislative reductions in compensation.....	15,669	23,504	16,176
Total, bureau of posts.....	162,235	177,904	186,198
Division of schools:			
Current expenses.....	402,453	348,350	392,532
Estimated legislative reductions.....	36,747	54,103	32,431
To offset savings made by closing schools.....	6,000		
Purchase of school building.....			3,000
Total, division of schools.....	365,706	402,453	427,963
Fire section:			
Current expenses.....	124,569	107,600	113,786
Estimated legislative reductions in compensation.....	11,313	16,969	12,725
New fire engine.....			8,490
Total, fire section.....	113,256	124,569	135,001
Police section:			
Current expenses.....	367,313	307,900	349,227
Estimated legislative reductions.....	39,609	59,413	42,364
Total, police section.....	327,704	367,313	391,591
District court, district attorney and marshal:			
Current expenses, exclusive of salaries.....	9,393	9,685	9,345
Magistrates' courts:			
Current expenses.....	18,910	16,251	16,066
Estimated legislative reductions in compensation.....	1,772	2,659	1,567
Total, magistrates' courts.....	17,138	18,910	17,633
Codification of Canal Zone laws:			
Current expenses.....		9,095	16
Estimated legislative reductions in compensation.....		750	
Total, codification of Canal Zone laws.....		9,845	16
Grand total obligations.....	1,148,978	1,159,173	1,219,112
Deduct estimated legislative reductions.....	93,798	163,934	110,257
Net total obligations.....	1,055,180	163,934	1,108,855
Deduct postal expenses (to be paid from postal receipts).....	-177,904	-154,400	
Impounded for legislative reductions in compensation.....			+114,955
Impounded for vacant positions.....			+26,903
Reserve for impounded savings.....		+193,041	
Release of general reserve.....		-36,640	
1932 unobligated savings from appropriation.....			-21,861
1932 appropriation obligated in 1933.....			-41,654
1933 appropriation obligated in 1935.....	-72,201		+72,201
1934 appropriation obligated in 1935.....	-12,140	+12,140	
1934 postal appropriation returned to Treasury.....		+180,113	
Total estimate or appropriation.....	792,935	1,189,493	1,259,399

Total, Panama Canal, **[\$11,060,619]** \$6,532,926 to be available until expended.

Annual appropriations, general fund:

Estimate 1935, **\$6,532,926** Appropriated 1934, ***\$11,060,619**

* Excludes \$45,785 transferred to Department of Justice under Executive Order No. 6166 of June 10, 1933 (see p. 378).

In addition to the foregoing sums there is appropriated for the fiscal year **[1934] 1935** for expenditures and reinvestment under the several heads of appropriation aforesaid, without being covered into the Treasury of the United States, all moneys received by the Panama Canal from services rendered or materials and supplies furnished to the United States, the Panama Railroad Company, the Canal Zone government, or to their employees, respectively, or to the Panama Government, from hotel and hospital supplies and services; from *postal receipts*; from rentals, wharfage, and like service; from labor, materials, and supplies and other services furnished to vessels other than those passing through the canal, and to others unable to obtain the same elsewhere; from the sale of scrap and other by-products of manufacturing and shop operations; from the sale of obsolete and unserviceable materials, supplies, and equipment purchased or acquired for the operation, maintenance, protection, sanitation, and government of the canal and Canal Zone; and any net profits accruing from such business to the Panama Canal shall annually be covered into the Treasury of the United States (*act Mar. 4, 1933, 47 Stat., p. 1601*).

In addition there is appropriated for the operation, maintenance, and extension of waterworks, sewers, and pavements in the cities of Panama and Colon, during the fiscal year **[1934] 1935**, the necessary portions of such sums as shall be paid as water rentals or directly by the Government of Panama for such expenses (*same act*).

SEC. 2. No part of any money appropriated by this Act shall be used for maintaining, driving, or operating any Government-owned motor-propelled passenger-carrying vehicle assigned for the exclusive use of persons other than the Secretary of War and medical officers on out-patient medical service (*act Mar. 4, 1933, 47 Stat., p. 1601*).

SEC. 3. No part of any appropriation made by this Act shall be used in any way to pay any expense in connection with the conduct, operation, or management of any post exchange, branch exchange, or subexchange within any State, Territory, or the District of Columbia, save and except for real assistance and convenience to military personnel and civilians employed or serving at military posts in supplying them with articles of ordinary use, wear, and consumption not furnished by the Government (*same act*).

SEC. 4. Any sums appropriated in this Act for or on account of the Military Establishment, or any portion of such sums, that may not be needed for the purposes for which appropriated as the result of an economic survey ordered by the President shall be impounded and returned to the Treasury (*act Mar. 4, 1933, 47 Stat., p. 1602*).

Total, War Department, including Panama Canal:

Estimate 1935, **\$294,235,959** Appropriated 1934, **\$361,983,738**

DISTRICT OF COLUMBIA

Summary of estimates of appropriations for the fiscal year 1935 compared with appropriations for the fiscal year 1934

Classification of appropriations	ESTIMATES, 1935			APPROPRIATIONS, 1934		
	General fund	Special funds	Total	General fund	Special funds	General
Annual.....	\$5,700,000		\$5,700,000.00	\$5,700,000		\$5,700,000
Permanent.....						
Trust and contributed funds.....			5,700,000.00 30,121,013.94			5,700,000 27,373,334
Total estimates and appropriations.....			35,821,013.94			33,073,334

Be it enacted by the Senate and House of Representatives of the United States of America in Congress assembled, That in order to defray the expenses of the District of Columbia for the fiscal year ending June 30, [1934] 1935, any revenue (not including the proportionate share of the United States in any revenue arising as the result of the expenditure of appropriations made for the fiscal year 1924 and prior fiscal years) now required by law to be credited to the District of Columbia and the United States in the same proportion that each contributed to the activity or source from whence such revenue was derived shall be credited wholly to the District of Columbia, and, in addition \$5,700,000 is appropriated, out of any money in the Treasury not otherwise appropriated, to be advanced July 1, [1933] 1934, and all the remainder out of the combined revenues of the District of Columbia, namely:

GENERAL EXPENSES

EXECUTIVE OFFICE

Executive Office, District of Columbia—

For personal services, [\$38,794] \$40,914, plus so much as may be necessary to compensate the Engineer Commissioner at such rate in grade 8 of the professional and scientific service of the Classification Act of 1923, as amended, as may be determined by the Board of Commissioners: [Provided, That in expending appropriations or portions of appropriations contained in this Act for the payment of personal services in accordance with the Classification Act of 1923, as amended, with the exception of the two civilian Commissioners the average of the salaries of the total number of persons under any grade in any bureau, office, or other appropriation unit shall not at any time exceed the average of the compensation rates specified for the grade by such Act, as amended: Provided, That this restriction shall not apply (1) to grades 1, 2, 3, and 4 of the clerical-mechanical service; (2) to require the reduction in salary of any person whose compensation was fixed, as of July 1, 1924, in accordance with the rules of section 6 of such Act; (3) to require the reduction in salary of any person who is transferred from one position to another position in the same or different grade in the same or a different bureau, office, or other appropriation unit; (4) to prevent the payment of a salary under any grade at a rate higher than the maximum rate of the grade when such higher rate is permitted by the Classification Act of 1923, as amended, and is specifically authorized by other law, or (5) to reduce the compensation of any person in a grade in which only one position is allocated] (act June 16, 1933, 48 Stat., pp. 222-223).

Estimate 1935, \$40,914

Appropriated 1934, \$38,794

By objects	Obligations					
	Estimate, 1935		Estimate, 1934		Actual, 1933	
PERSONAL SERVICES, DEPARTMENTAL						
Clerical, administrative, and fiscal service:	Posi- Av. tions salary		Posi- Av. tions salary		Posi- Av. tions salary	
Grade 15. Senior executive officer (Commissioner).....	2	\$8,000	2	\$8,000	2	\$9,000
Grade 13. Executive officer (secretary to Board of Commissioners).....	1	5,600	1	5,600	1	5,600
Grade 6. Principal clerk (secretary to Commissioner).....	3	2,433	3	2,433	3	2,433
Grade 5. Senior clerk.....	1	2,300	1	2,300	1	2,300
Senior clerk-stenographer.....	1	2,200	1	2,200	1	2,200
Grade 4. Clerk.....					1	1,920
Grade 3. Assistant clerk.....	3	1,660	3	1,700	3	1,700
Grade 2. Junior clerk.....	1	1,440	1	1,500	1	1,500
Grade 1. Underclerk.....	3	1,440	3	1,440	3	1,440

Executive Office, District of Columbia—Continued.

By objects	Obligations					
	Estimate, 1935		Estimate, 1934		Actual, 1933	
PERSONAL SERVICES, DEPARTMENTAL—con.	Posi- Av. tions salary		Posi- Av. tions salary		Posi- Av. tions salary	
Custodial service:						
Grade 3. Messenger.....	1	\$1,320	1	\$1,320	1	\$1,320
Total permanent, departmental.....	16	45,460	16	45,640	17	49,560
Deduct lapses and administrative furloughs.....				180		2,803
Net permanent, departmental.....		45,460		45,460		46,757
Deduct legislative reductions.....		4,546		6,819		5,651
01 Personal services (net).....		40,914		38,641		41,106
Estimated savings and unobligated balances.....				153		8,474
Total estimate or appropriation.....		40,914		38,794		49,580

Purchasing division: For personal services, [\$48,793] \$51,570 (act June 16, 1933, 48 Stat., p. 223).

Estimate 1935, \$51,570

Appropriated 1934, \$48,793

By objects	Obligations					
	Estimate, 1935		Estimate, 1934		Actual, 1933	
PERSONAL SERVICES, DEPARTMENTAL						
Subprofessional service:	Posi- Av. tions salary		Posi- Av. tions salary		Posi- Av. tions salary	
Grade 6. Senior engineering inspector (construction material inspector).....	1	\$2,000	1	\$2,000	1	\$2,000
Grade 4. Junior engineering inspector (construction material inspector).....	1	1,620	1	1,620	1	1,620
Clerical, administrative, and fiscal service:						
Grade 12. Administrative officer (purchasing officer).....	1	5,400	1	5,400	1	5,400
Grade 9. Senior administrative assistant (principal assistant purchasing officer).....	1	3,300	1	3,300	1	3,300
Editor (printing and binding estimator).....	1	3,300	1	3,300	1	3,300
Grade 8. Administrative assistant (deputy purchasing officer).....	1	3,100	1	3,100	1	3,100
Grade 7. Junior administrative assistant (assistant purchasing officer).....	1	2,900	1	2,900	1	2,900
Grade 6. Principal clerk (chief clerk).....	1	2,600	1	2,600	1	2,600
Grade 5. Senior clerk (bookkeeper).....	1	2,000	1	2,000	1	2,000
Grade 4. Clerk.....	3	1,980	3	1,980	3	2,020
Clerk-stenographer.....	1	1,800	1	1,800	1	1,800
Grade 3. Assistant clerk.....	2	1,680	2	1,680	2	1,710
Grade 2. Junior clerk.....	4	1,530	4	1,530	5	1,536
Junior clerk-typist.....	1	1,500	1	1,500	1	1,500
Junior clerk-stenographer.....	3	1,460	3	1,460	3	1,460
Grade 1. Under-clerk-typist.....	3	1,320	3	1,320	4	1,305
Custodial service:						
Grade 3. Messenger.....	2	1,350	2	1,350	2	1,350
Chauffeur.....	1	1,320	1	1,320	1	1,320
Total permanent, departmental.....	29	57,300	29	57,300	31	60,300
Deduct lapses and administrative furloughs.....				120		1,357
Net permanent, departmental.....		57,300		57,180		58,943
Deduct legislative reductions.....		5,730		8,577		6,034
01 Personal services (net).....		51,570		48,603		52,909
Estimated savings and unobligated balances.....				190		7,651
Total estimate or appropriation.....		51,570		48,793		60,560

Building inspection division: For personal services, **[\$97,846]**
\$103,599 (same act.)

Estimate 1935, **\$103,599**

Appropriated 1934, **\$97,846**

By objects	Obligations					
	Estimate, 1935		Estimate, 1934		Actual, 1933	
	Posi- tions	Av. salary	Posi- tions	Av. salary	Posi- tions	Av. salary
PERSONAL SERVICES, DEPARTMENTAL						
Professional service:						
Grade 7. Chief engineer (director of inspection).	1	\$6,500	1	\$6,500	1	\$6,500
Grade 6. Senior engineer (inspector of buildings).	1	5,800	1	5,800	1	5,800
Grade 4. Engineer.	1	3,800	1	3,800	1	3,800
Grade 3. Associate engineer.	6	3,333	6	3,333	7	3,314
Grade 2. Assistant engineer.	7	2,643	7	2,643	9	2,644
Grade 1. Junior engineer.	1	2,000	1	2,000	1	2,000
Subprofessional service:						
Grade 8. Chief engineering inspector (superintendent).	2	2,600	2	2,600	2	2,600
Grade 7. Principal engineering inspector (foreman).	8	2,412	8	2,412	16	2,406
Grade 6. Senior engineering inspector (foreman).	11	2,100	11	2,100	12	2,091
Clerical, administrative, and fiscal service:						
Grade 7. Junior administrative assistant.	1	2,800	1	2,800	1	2,800
Grade 4. Clerk.	3	1,940	3	1,940	3	1,940
Grade 3. Clerk.	2	1,650	2	1,650	3	1,680
Grade 2. Clerk.	4	1,470	4	1,470	5	1,476
Custodial service:						
Grade 3. Messenger.	1	1,320	1	1,320	1	1,320
Total permanent, departmental.	49	123,320	49	123,320	63	156,600
Deduct lapses and administrative furloughs.		8,210		8,207		8,240
Net permanent, departmental.		115,110		115,113		148,360
Deduct legislative reductions.		11,511		17,267		14,836
01 Personal services (net).		103,599		97,846		133,524
Estimated savings and unobligated balances.						23,076
Total estimate or appropriation.		103,599		97,846		156,600

Plumbing inspection division: For personal services, **[\$31,783]** **\$33,651**; two members of plumbing board at **[\$127.50]** **\$135** each; in all, **[\$32,038]** **\$33,921** (same act).

Estimate 1935, **\$33,921**

Appropriated 1934, **\$32,038**

By objects	Obligations					
	Estimate, 1935		Estimate, 1934		Actual, 1933	
	Posi- tions	Av. salary	Posi- tions	Av. salary	Posi- tions	Av. salary
PERSONAL SERVICES, DEPARTMENTAL						
Professional service:						
Grade 3. Inspector of plumbing.	1	\$3,200	1	\$3,200	1	\$3,200
Subprofessional service:						
Grade 8. Assistant inspector.	2	2,600	2	2,600	2	2,600
Inspector of refrigeration.	1	2,600	2	2,600	1	2,600
Grade 7. Assistant inspector.						
Grade 6. Assistant inspector.	10	2,100	10	2,100	10	2,100
Grade 3. Assistant inspector.						
Clerical, administrative, and fiscal service:						
Grade 3. Clerk.	3	1,700	3	1,700	3	1,700
Grade 2. Clerk.	1	1,440	1	1,440	1	1,440
Two members of Plumbing Board.		300		255		300
Total permanent, departmental.	18	38,840	18	38,795	20	42,580
Deduct lapses and administrative furloughs.		1,150		976		
Net permanent, departmental.		37,690		37,819		42,580
Temporary employees, departmental.					2	3,244
All personal services, departmental.		37,690		37,819		45,824
Deduct legislative reductions.		3,769		5,781		4,558
01 Personal services (net).		33,921		32,038		41,266
Estimated savings and unobligated balances.						6,314
Total estimate or appropriation.		33,921		32,038		47,580

PUBLIC CONVENIENCE STATIONS

Maintenance, Public Convenience Stations, District of Columbia—

For maintenance of public convenience stations, including compensation of necessary employees, **[\$12,500]** **\$12,847** (act June 16, 1933, 48 Stat., p. 223).

Estimate 1935, **\$12,847**

Appropriated 1934, **\$12,500**

Maintenance, Public Convenience Stations, District of Columbia—
 Continued.

By objects	Obligations					
	Estimate, 1935		Estimate, 1934		Actual, 1933	
	Posi- tions	Per diem	Posi- tions	Per diem	Posi- tions	Per diem
PERSONAL SERVICES						
Attendant.	4	\$3.76	4	\$3.76	4	\$3.76
Attendant.	4	3.28	4	3.28	4	3.28
Attendant.	12	3.12	12	3.12	12	3.12
Attendant.	12	3.60	12	3.60	12	3.60
Net permanent.	12	11,534	12	11,534	12	12,193
Deduct legislative reductions.		1,153		1,730		977
01 Personal services (net).		10,381		9,804		11,216
OTHER OBLIGATIONS						
02 Supplies and materials.		1,466		1,496		1,366
12 Repairs and alterations.		1,000		1,200		1,305
Total other obligations.		2,466		2,696		2,671
Grand total obligations.		12,847		12,500		13,887
Received by transfer from "Sewers, District of Columbia, 1933, cleaning and repairing".						-549
Received by transfer from demolishing public Convenience Station No. 4, 1933.						-360
Net total obligations.		12,847		12,500		12,978
Estimated savings and unobligated balance.						1,022
Total estimate or appropriation.		12,847		12,500		14,000
BY ACTIVITIES OR PROJECTS						
1. Personal services.		10,381		9,804		11,216
2. Electric current for lighting and power.		774		774		623
3. Fuel oil for heating.		231		231		256
4. Supplies and materials.		461		491		487
5. Repairs and alterations.		1,000		1,200		1,305
Total.		12,847		12,500		13,887

1 Part time.

CARE OF DISTRICT BUILDING

Care of District Building, District of Columbia—

For personal services, including temporary labor, and service of cleaners as necessary at not to exceed 48 cents per hour, **[\$81,000]** **\$86,130**: Provided, That no other appropriation made in this Act shall be available for the employment of additional assistant engineers or watchmen for the care of the District Building (act June 16, 1933, 48 Stat., p. 223).

Estimate 1935, **\$86,130**

Appropriated 1934, **\$81,000**

By objects	Obligations					
	Estimate, 1935		Estimate, 1934		Actual, 1933	
	Posi- tions	Av. salary	Posi- tions	Av. salary	Posi- tions	Av. salary
PERSONAL SERVICES, DEPARTMENTAL						
Clerical, administrative, and fiscal service:						
Grade 9. Senior administrative assistant.	1	\$3,500	1	\$3,500	1	\$3,500
Grade 5. Senior clerk.	1	2,300	1	2,300	1	2,300
Grade 4. Clerk.	1	1,980	1	1,980	1	1,980
Grade 3. Head of postal meter mailing department.	1	1,620	1	1,620		
Grade 2. Junior clerk.	1	1,500	1	1,500	1	1,500
Custodial service:						
Grade 9. Principal mechanic.	1	2,400	1	2,400	1	2,400
Grade 7. Senior mechanic.	1	1,980	1	1,980	1	1,980
Grade 6. Mechanic.	3	1,800	3	1,800	3	1,800
Grade 5. Principal guard.	1	1,500	1	1,500	1	1,500
Junior mechanic.	1	1,560	1	1,560	1	1,560
Grade 4. Guard.	1	1,320	1	1,320	1	1,320
Under mechanic.	3	1,380	3	1,380	3	1,380
Under mechanic.	2	1,440	2	1,440	2	1,440
Grade 3. Guard.	6	1,290	6	1,290	7	1,277
Grade 2. Junior laborer.	18	1,140	18	1,140	18	1,143
Total permanent, departmental.	42	60,340	42	60,340	42	59,980
Deduct lapses.		14				146
Net permanent, departmental.		60,326		60,340		59,834
Cleaners.		15,000		15,000		15,000
Temporary labor.		20,374		19,954		28,526
All personal services, departmental.		95,700		95,294		103,360
Deduct legislative reduction.		9,570		14,204		9,680
01 Personal services (net).		86,130		81,000		93,680
Estimated savings and unobligated balance.						11,600
Total estimate or appropriation.		86,130		81,000		105,280

For fuel, light, power, repairs, laundry, and miscellaneous supplies, \$28,300 (*same act*).

Estimate 1935, **\$28,300**

Appropriated 1934, **\$28,300**

By activities	Obligations		
	Estimate, 1935	Estimate, 1934	Actual, 1933
Fuel.....	\$12,200	\$12,200	\$13,224
Light.....	5,000	5,000	4,863
Power.....	3,000	3,000	3,222
Repairs.....	3,072	3,072	4,397
Laundry.....	28	28	28
Miscellaneous supplies.....	5,000	5,000	5,384
Unobligated balance.....	28,300	28,300	31,118
Total.....	28,300	28,300	32,500

ASSESSOR'S OFFICE

Assessor's Office, District of Columbia—

For personal services, **[\$193,000]** \$203,400 (*act June 16, 1933, 48 Stat., p. 223*).

Estimate 1935, **\$203,400**

Appropriated 1934, **\$193,000**

By objects	Obligations					
	Estimate, 1935		Estimate, 1934		Actual, 1933	
PERSONAL SERVICES, DEPARTMENTAL	Posi- tions	Av. salary	Posi- tions	Av. salary	Posi- tions	Av. salary
Subprofessional service:						
Grade 7. Senior engineering draftsman.....	1	\$2,300	1	\$2,300	1	\$2,300
Grade 5. Engineering draftsman.....	1	1,860	1	1,860	1	1,860
Clerical, administrative, and fiscal service:						
Grade 14. Special executive officer (assessor).....	1	7,500	1	7,500	1	7,500
Grade 13. Executive officer (deputy assessor).....	1	5,600	1	5,600	1	5,600
Grade 12. Senior administrative officer (assistant assessor).....	8	4,775	8	4,775	8	4,775
Grade 8. Administrative assistant.....	2	3,100	2	3,100	2	3,100
Grade 6. Principal clerk.....	4	2,475	4	2,475	4	2,475
Grade 5. Senior clerk.....	11	2,136	11	2,136	11	2,182
Grade 4. Clerk.....	8	1,928	7	1,946	7	1,946
Grade 3. Assistant clerk.....	35	1,666	36	1,670	35	1,677
Grade 2. Junior clerk.....	30	1,524	31	1,527	32	1,537
Grade 1. Under clerk.....	7	1,346	7	1,346	6	1,410
Custodial service:						
Grade 3. Messenger-chauffeur.....	2	1,200	2	1,200	2	1,230
Grade 2. Junior messenger.....	1	1,080	1	1,080	1	1,140
Total permanent, departmental.....	112	227,420	113	229,040	112	229,120
Deduct lapses and administrative furloughs.....		1,420		1,980		2,227
Net permanent, departmental.....		226,000		227,060		226,893
Temporary clerk hire.....						2,372
All personal services, departmental.....		226,000		227,060		229,265
Deduct legislative reductions.....		22,600		34,060		23,012
01 Personal services (net).....		203,400		193,000		206,253
Estimated savings and unobligated balances.....						27,397
Total estimate or appropriation.....		203,400		193,000		233,650

COLLECTOR'S OFFICE

Collector's Office, District of Columbia—

For personal services, **[\$39,000]** \$41,220 (*act June 16, 1933, 48 Stat., p. 223*).

Estimate 1935, **\$41,220**

Appropriated 1934, **\$39,000**

Collector's Office, District of Columbia—Continued.

By objects	Obligations					
	Estimate, 1935		Estimate, 1934		Actual, 1933	
PERSONAL SERVICES, DEPARTMENTAL	Posi- tions	Av. salary	Posi- tions	Av. salary	Posi- tions	Av. salary
Clerical, administrative, and fiscal services:						
Grade 13. Senior administrative officer.....	1	\$6,000	1	\$6,000	1	\$6,000
Grade 7. Junior administrative officer.....	1	3,000	1	3,000	1	3,000
Grade 6. Principal clerk.....	1	2,400	1	2,400	1	2,400
Grade 5. Senior clerk.....	2	2,100	2	2,100	2	2,100
Grade 4. Clerk.....	4	1,935	4	1,935	4	1,980
Grade 3. Assistant clerk.....	5	1,692	5	1,692	6	1,760
Grade 2. Junior clerk.....	8	1,455	8	1,455	8	1,530
Grade 1. Under clerk.....	1	1,260	1	1,260	1	1,260
Custodial service:						
Grade 3. Messenger.....	1	1,200	1	1,200	1	1,200
Total permanent.....	24	45,900	24	45,900	25	48,780
Temporary employees.....						1,000
All personal services, departmental.....		45,900		45,900		49,780
Deduct lapses and administrative furloughs.....		100		15		3,887
		45,800		45,885		45,893
Deduct legislative reduction.....		4,580		6,885		4,626
01 Personal services (net).....		41,220		39,000		41,267
Estimated savings and unobligated balance.....						8,523
Total estimate or appropriation.....		41,220		39,000		49,790

AUDITOR'S OFFICE

Auditor's Office, District of Columbia—

For personal services, **[\$106,000]** \$112,230; and the compensation of the present incumbent of the position of disbursing officer of the District of Columbia shall be exclusive of his compensation as United States property and disbursing officer for the National Guard of the District of Columbia (*act June 16, 1933, 48 Stat., p. 223*).

Estimate 1935, **\$112,230**

Appropriated 1934, **\$106,000**

By objects	Obligations					
	Estimate, 1935		Estimate, 1934		Actual, 1933	
PERSONAL SERVICES, DEPARTMENTAL	Posi- tions	Av. salary	Posi- tions	Av. salary	Posi- tions	Av. salary
Clerical, administrative, and fiscal service:						
Grade 15. Senior executive officer (auditor).....	1	\$9,000	1	\$9,000	1	\$9,000
Grade 12. Senior administrative officer (principal assistant auditor).....	1	4,600	1	4,600	1	4,600
Grade 11. Principal administrative officer (disbursing officer).....	1	3,800	1	3,800		
Grade 9. Administrative officer.....	1	3,400	1	3,400	2	3,500
Grade 8. Associate administrative officer.....	1	3,100	1	3,100	1	3,100
Grade 7. Junior administrative assistant.....	6	2,817	6	2,817	6	2,817
Grade 6. Principal clerk.....	1	2,600	1	2,600	1	2,600
Grade 5. Senior clerk.....	5	2,020	5	2,020	5	2,020
Grade 4. Clerk.....	13	1,860	13	1,860	13	1,880
Grade 3. Assistant clerk.....	22	1,683	22	1,683	20	1,674
Grade 2. Junior clerk.....	5	1,464	5	1,464	10	1,452
Grade 1. Underclerk.....	2	1,350	2	1,350	2	1,350
Custodial service:						
Grade 3. Messenger.....	1	1,260	1	1,260	1	1,260
Total permanent, departmental.....	60	125,980	60	125,980	63	129,720
Deduct lapses and administrative furloughs.....		1,280		1,275		1,293
Net permanent, departmental.....		124,700		124,705		128,427
Deduct legislative reductions.....		12,470		18,705		12,900
01 Personal services (net).....		112,230		106,000		115,527
Estimated savings and unobligated balances.....						14,193
Total estimate or appropriation.....		112,230		106,000		129,720

OFFICE OF CORPORATION COUNSEL

Office of Corporation Counsel, District of Columbia—

For the corporation counsel, including extra compensation as general counsel of the Public Utilities Commission, and other personal services, **[\$75,400] \$79,830** (act June 16, 1933, 48 Stat., p. 223).

Estimate 1935, **\$79,830**Appropriated 1934, **\$75,400**

By objects	Obligations					
	Estimate, 1935		Estimate, 1934		Actual, 1933	
PERSONAL SERVICES, DEPARTMENTAL	Posi- tions	Av. salary	Posi- tions	Av. salary	Posi- tions	Av. salary
Professional service:						
Grade 8. Chief attorney.....	1	\$9,000	1	\$9,000	1	\$9,000
Grade 7. Head attorney.....	2	7,000	2	7,000	2	7,000
Grade 6. Special attorney.....	2	5,800	2	5,800	2	5,800
Grade 5. Senior attorney.....			1	4,800	1	4,800
Grade 4. Attorney.....	3	3,867	3	3,867	3	3,800
Grade 3. Associate attorney.....	4	3,200	3	3,200	3	3,200
Grade 2. Assistant attorney.....	2	2,700	2	2,700	2	2,700
Clerical, administrative, and fiscal service:						
Grade 8. Inspector of claims.....	1	3,200	1	3,200	1	3,200
Grade 6. Principal clerk.....	1	2,700	1	2,700	1	2,700
Grade 5. Secretary-stenographer.....	1	2,200	1	2,200	1	2,200
Grade 4. Senior clerk.....	1	1,920	1	1,920	1	1,920
Senior clerk-stenographer.....	1	2,040	1	2,040	1	2,040
Grade 3. Senior stenographer.....	6	1,660	6	1,660	6	1,660
Assistant clerk.....	1	1,620	1	1,620	1	1,620
Custodial service:						
Grade 3. Messenger-chauffeur.....	1	1,320	1	1,320	1	1,320
Total permanent, departmental.....	27	89,360	27	90,960	27	90,760
Deduct lapses and administrative furloughs.....		660		2,000		300
Net permanent, departmental.....	27	88,700	27	88,960	27	90,460
Deduct legislative reductions.....		8,870		13,560		9,449
01 Personal services (net).....		79,830		75,400		81,011
Received by transfer from workhouse and reformatory.....						-815
Net total obligations.....		79,830		75,400		80,196
Estimated savings and unobligated balance.....						9,584
Total estimate or appropriation.....		79,830		75,400		89,780

CORONER'S OFFICE

Coroner's Office, District of Columbia—

For personal services, including deputy coroners, in accordance with the Classification Act of 1923, as amended, **[\$8,651] \$9,162** (act June 16, 1933, 48 Stat., p. 223).

Estimate 1935, **\$9,162**Appropriated 1934, **\$8,651**

By objects	Obligations					
	Estimate, 1935		Estimate, 1934		Actual, 1933	
PERSONAL SERVICES, DEPARTMENTAL	Posi- tions	Av. salary	Posi- tions	Av. salary	Posi- tions	Av. salary
Professional service:						
Grade 3. Associate medical officer (coroner).....	1	\$3,200	1	\$3,200	1	\$3,200
Associate medical officer (deputy coroner, 2, half-time each).....	1	3,200	1	3,200	1	3,200
Custodial service:						
Grade 6. General foreman of laborers (mortuemaker).....	1	1,800	1	1,800	1	1,860
Grade 4. Assistant general foreman of laborers (assistant mortuemaker).....	1	1,440	1	1,440	1	1,500
Grade 2. Laborer (janitor).....	.5	1,080	.5	1,080	1	1,080
Total permanent, departmental.....	4.5	10,180	4.5	10,180	5	11,340
Deduct lapses and administrative furloughs.....						2,077
Net permanent, departmental.....		10,180		10,180		9,263
Deduct legislative reductions.....		1,018		1,529		985
01 Personal services (net).....		9,162		8,651		8,278
Estimated savings and unobligated balance.....						3,062
Total estimate or appropriation.....		9,162		8,651		11,340

For the maintenance of a non-passenger-carrying motor wagon for the morgue, juror's fees, witness fees, ice, disinfectants, telephone service, and other necessary supplies, repairs to the morgue, and the necessary expenses of holding inquests, including stenographic services in taking testimony, and photographing unidentified bodies, **\$3,750** (same act).

Estimate 1935, **\$3,750**Appropriated 1934, **\$3,750***Coroner's Office, District of Columbia—Continued.*

By objects	Obligations		
	Estimate, 1935	Estimate, 1934	Actual, 1933
02 Supplies and materials.....	\$350	\$350	\$580
12 Repairs and alterations.....	100	100	206
01 Fees of witnesses and jurors.....	3,300	3,300	3,478
Total obligations.....	3,750	3,750	4,264
Unobligated balance.....			736
Total estimate or appropriation.....	3,750	3,750	5,000

OFFICE OF SUPERINTENDENT OF WEIGHTS, MEASURES, AND MARKETS

Office of Superintendent of Weights, Measures, and Markets, District of Columbia—

For personal services, **[\$37,500] \$40,788** (acts Mar. 3, 1921, 41 Stat., p. 1217; June 16, 1933, 48 Stat., p. 224).

Estimate 1935, **\$40,788**Appropriated 1934, **\$37,500**

By objects	Obligations					
	Estimate, 1935		Estimate, 1934		Actual, 1933	
PERSONAL SERVICES, DEPARTMENTAL	Posi- tions	Av. salary	Posi- tions	Av. salary	Posi- tions	Av. salary
Subprofessional service:						
Grade 7. Chief inspector.....	1	\$2,400	1	\$2,400	1	\$2,400
Grade 5. Inspector of weights and measures.....	6	1,880	6	1,880	7	1,886
Grade 3. Junior inspector of weights and measures.....	6	1,440	6	1,440	2	1,440
Clerical, administrative, and fiscal service:						
Grade 10. Junior administrative officer (superintendent).....	1	3,700	1	3,700	1	3,700
Grade 5. Market master.....	1	2,100	1	2,100	1	2,100
Grade 4. Clerk-stenographer.....	1	1,920	1	1,920	1	1,920
Market master.....	1	1,920	1	1,920	1	1,920
Grade 3. Market master.....	2	1,680	2	1,680	2	1,680
Assistant market master.....	1	1,620	1	1,620	1	1,620
Custodial service:						
Grade 4. Assistant market master.....	2	1,380	2	1,380	2	1,380
Grade 3. Watchman.....	2	1,260	1	1,320	1	1,320
Grade 2. Laborer.....	5	1,164	5	1,164	9	1,134
Total permanent, departmental.....	29	48,040	28	46,840	29	47,388
Deduct lapses and administrative furloughs.....		2,720		2,722		
Net permanent, departmental.....		45,320		44,118		47,388
Deduct legislative reductions.....		4,532		6,618		4,822
01 Personal services (net).....		40,788		37,500		42,566
Estimated savings and unobligated balances.....						5,474
Total estimate or appropriation.....		40,788		37,500		48,040

For purchase of commodities, including personal services, in connection with investigation and detection of sales of short weight and measure, **[\$300] \$500** (same acts).

Estimate 1935, **\$500**Appropriated 1934, **\$300**

Purchase of commodities, etc.: Obligations—1935, \$500; 1934, \$300; 1933, \$499, (unobligated balance, \$1).

For maintenance and repairs to markets, **\$5,500** (same acts).Estimate 1935, **\$5,500**Appropriated 1934, **\$5,500**

By objects	Obligations		
	Estimate, 1935	Estimate, 1934	Actual, 1933
12 Repairs.....	\$1,800	\$1,800	\$2,789
10 Lighting and power.....	3,200	3,200	3,758
02 Supplies.....	500	500	850
Total permanent, departmental.....	5,500	5,500	7,397
Unobligated balance.....			103
Total estimate or appropriation.....	5,500	5,500	7,500

For maintenance and repair of nonpassenger-carrying motor vehicles, **\$1,750** (same acts).

Estimate 1935, **\$1,750**Appropriated 1934, **\$1,750**

Maintenance and repairs to nonpassenger-carrying motor vehicles: Obligations—1935, \$1,750; 1934, \$1,750; 1933, \$1,783 (unobligated balance, \$217).

For purchase and exchange of one nonpassenger-carrying motor vehicle, \$530 (submitted).

Estimate 1935, \$530

Purchase and exchange of one nonpassenger-carrying motor vehicle: Obligations—1935, \$530; 1933, \$495 (unobligated balance, \$35).

OFFICE OF CHIEF CLERK, ENGINEER DEPARTMENT

Office of Chief Clerk, Engineer Department, District of Columbia—
For personal services, [\$24,935] \$26,397 (act June 16, 1933, 48 Stat., p. 224).

Estimate 1935, \$26,397

Appropriated 1934, \$24,935

By objects	Obligations					
	Estimate, 1935		Estimate, 1934		Actual, 1933	
	Posi- tions	Av. salary	Posi- tions	Av. salary	Posi- tions	Av. salary
PERSONAL SERVICES, DEPARTMENTAL						
Clerical, administrative, and fiscal service:						
Grade 11. Administrative officer.....	1	\$4,000	1	\$4,000	1	\$4,000
Grade 7. Junior administrative officer.....	2	2,800	2	2,800	2	2,800
Grade 4. Clerk.....	2	1,920	2	1,920	2	1,920
Clerk-stenographer.....	3	1,820	3	1,820	3	1,820
Grade 3. Assistant clerk-stenographer.....	2	1,620	2	1,620	2	1,620
Grade 2. Junior clerk.....	4	1,485	4	1,485	4	1,485
Custodial service:						
Grade 3. Messenger.....	1	1,280	1	1,280	2	1,290
Total permanent, departmental.....	15	29,335	15	29,335	16	30,660
Deduct lapses.....		5				919
Deduct legislative reductions.....		29,330		29,335		29,741
		2,933		4,400		2,971
01 Personal services (net).....		26,397		24,935		26,770
Estimated savings and unobligated bal- ances.....						3,890
Total estimate or appropriation.....		26,397		24,935		30,660

CENTRAL GARAGE

Central Garage, District of Columbia—

For personal services, [\$4,539] \$4,806 (act June 16, 1933, 48 Stat., p. 224).

Estimate 1935, \$4,806

Appropriated 1934, \$4,539

By objects	Obligations					
	Estimate, 1935		Estimate, 1934		Actual, 1933	
	Posi- tions	Av. salary	Posi- tions	Av. salary	Posi- tions	Av. salary
PERSONAL SERVICES, DEPARTMENTAL						
Custodial service:						
Grade 9. Superintendent.....	1	\$2,400	1	\$2,400	1	\$2,400
Grade 4. Under mechanic.....	1	1,500	1	1,500	1	1,500
Clerical, administrative, and fiscal service:						
Grade 2. Junior clerk.....	1	1,440	1	1,440	1	1,440
Total permanent, departmental.....	3	5,340	3	5,340	3	5,340
Deduct legislative reductions.....		534		801		534
01 Personal services (net).....		4,806		4,539		4,806
Estimated savings and unobligated balances.....						534
Total estimate or appropriation.....		4,806		4,539		5,340

MUNICIPAL ARCHITECT'S OFFICE

Municipal Architect's Office, District of Columbia—

For personal services, [\$40,000] \$42,228 (act June 16, 1933, 48 Stat., p. 224).

Estimate 1935, \$42,228

Appropriated 1934, \$40,000

By objects	Obligations					
	Estimate, 1935		Estimate, 1934		Actual, 1933	
	Posi- tions	Av. salary	Posi- tions	Av. salary	Posi- tions	Av. salary
PERSONAL SERVICES, DEPARTMENTAL						
Professional service:						
Grade 7. Head engineer.....	1	\$6,500	1	\$6,500	2	\$7,000
Grade 6. Principal engineer.....					1	5,600
Grade 5. Senior engineer.....	2	4,600	2	4,600	2	4,600
Grade 4. Engineer.....	2	3,800	2	3,800	2	3,800
Grade 3. Associate engineer.....	1	3,200	1	3,200	3	3,200
Clerical, administrative, and fiscal service—						
Grade 5. Senior clerk.....	1	2,200	1	2,200	1	2,200

11724—33—39

Municipal Architect's Office, District of Columbia—Continued.

By objects	Obligations					
	Estimate, 1935		Estimate, 1934		Actual, 1933	
	Posi- tions	Av. salary	Posi- tions	Av. salary	Posi- tions	Av. salary
PERSONAL SERVICES, DEPARTMENTAL—CON.						
<i>District of Columbia Repair Shop</i>						
Professional service:						
Grade 4. Engineer.....	1	\$3,800	1	\$3,800	1	\$3,800
Clerical, administrative, and fiscal service—						
Grade 6. Head clerk.....	1	2,300	1	2,300	1	2,300
Grade 5. Senior clerk.....	1	2,100	1	2,100	1	2,100
Grade 4. Main clerk.....	1	1,980	1	1,980	1	1,980
Grade 3. Assistant clerk.....	4	1,650	4	1,650	4	1,650
Grade 2. Junior clerk.....	1	1,440	2	1,440	3	1,440
Custodial service:						
Grade 10. Chief custodian.....					1	3,100
Total permanent, departmental.....	16	46,920	17	48,360	23	72,360
Deduct administrative furloughs.....				1,106		
Deduct legislative reductions.....		46,920		47,254		72,360
		4,692		7,254		6,888
01 Personal services (net).....		42,228		40,000		65,472
Estimated savings and unobligated balances.....						6,888
Total estimate or appropriation.....		42,228		40,000		72,360

Municipal Architect's Office, Construction Services, District of Columbia—

All apportionments of appropriations for the use of the municipal architect in payment of personal services employed on construction work provided for by said appropriations shall be based on an amount not exceeding 3 per centum of a total of not more than \$2,000,000 of appropriations made for such construction projects and not exceeding 2½ per centum of a total of the appropriations in excess of \$2,000,000 (act June 16, 1933, 48 Stat., p. 224).

PUBLIC UTILITIES COMMISSION

Public Utilities Commission, District of Columbia—

For two commissioners, people's counsel, and for other personal services, [\$82,000] \$86,823, of which amount not to exceed \$5,000 may be used for the employment of expert services by contract or otherwise and without reference to the Classification Act of 1923, as amended, and of which amount not to exceed \$688 shall be immediately available (acts Mar. 4, 1913, 37 Stat., pp. 974-996, sec. 8; Dec. 15, 1926, 44 Stat., pt. 2, pp. 920-921; June 16, 1933, 48 Stat., p. 224).

Estimate 1935, \$86,823

Appropriated 1934, \$82,000

By objects	Obligations					
	Estimate, 1935		Estimate, 1934		Actual, 1933	
	Posi- tions	Av. salary	Posi- tions	Av. salary	Posi- tions	Av. salary
PERSONAL SERVICES, DEPARTMENTAL						
Presidential appointment:						
Commissioner.....	2	\$7,500	2	\$7,500	2	\$7,500
People's counsel.....	1	7,500	1	7,500	1	7,500
Professional service:						
Grade 5. Chief engineer.....	1	4,600	1	4,600	1	4,600
Grade 4. Valuation engineer.....	1	3,800	1	3,800	1	3,800
Grade 3. Engineer.....	1	3,300	1	3,300	1	3,300
Chief inspector of gas and meters.....	1	3,200	1	3,200	1	3,200
Grade 2. Assistant engineer.....	1	2,600	1	2,600	1	2,600
Grade 1. Junior engineer.....					1	2,000
Subprofessional service:						
Grade 8. Inspector of electric meters.....	1	2,700	1	2,700	1	2,700
Grade 6. Inspector.....	1	2,100	1	2,100	1	2,100
Assistant inspector.....	1	2,000	1	2,000	1	2,000
Grade 5. Inspector.....	2	1,860	2	1,860	2	1,860
Grade 4. Inspector.....	2	1,680	2	1,680	2	1,680
Grade 2. Laboratory assistant.....					1	1,380
Clerical, administrative, and fiscal service:						
Grade 12. Chief accountant and auditor.....	1	5,000	1	5,000	1	5,000
Executive secretary.....					1	4,800
Grade 11. Executive secretary.....	1	3,800	1	3,800		
Valuation accountant.....	1	3,800	1	3,800	1	3,800
Grade 10. Senior accountant and auditor.....	1	3,500	1	3,500	1	3,500
Grade 9. Accountant and auditor.....	1	3,200	1	3,200	1	3,300
Grade 8. Associate accountant and au- ditor.....	1	2,900	1	2,900	1	2,900
Grade 7. Research assistant.....	1	2,700	1	2,700	1	2,700
Assistant accountant and au- ditor.....	1	2,600	1	2,600	1	2,600
Grade 6. Chief clerk.....	1	2,700	1	2,700	1	2,700
Grade 5. Secretary-stenographer.....	2	2,100	2	2,100	2	2,200
Senior accounting and audit- ing assistant.....	1	2,000	1	2,000	1	2,000
Grade 3. Senior stenographer.....	1	1,620	1	1,620	1	1,620
Clerk-stenographer.....	1	1,620	1	1,620	1	1,680
Grade 2. Clerk-stenographer.....	1	1,440	1	1,440	1	1,440

Public Utilities Commission, District of Columbia—Continued.

By objects	Obligations					
	Estimate, 1935		Estimate, 1934		Actual, 1933	
	Posi- tions	Av. salary	Posi- tions	Av. salary	Posi- tions	Av. salary
PERSONAL SERVICES, DEPARTMENTAL—CON.						
Custodial service:						
Grade 3. Messenger-chauffeur.....	1	\$1,260	1	\$1,260	1	\$1,260
Total permanent, departmental.....	31	96,220	31	96,220	33	100,960
Deduct lapses and administrative furlough.....		1,250		2,303		12,082
Net permanent, departmental.....		94,970		93,917		88,878
Temporary employees, departmental.....				99		1,620
All personal services, departmental.....		94,970		94,016		90,498
Expert services, by contract or otherwise, and without regard to the Classification Act of 1923, as amended.....		1,500				1,000
Temporary employees, expert (excess of specific appropriation).....				2,455		3,200
Total, departmental and expert.....		96,470		96,471		94,698
Deduct legislative reductions.....		9,647		14,471		9,570
01 Personal services (net).....		86,823		82,000		85,128
Estimated savings and unobligated bal- ances.....						16,312
Total estimate or appropriation.....		86,823		82,000		101,440

For incidental and all other general necessary expenses authorized by law, including the purchase of newspapers, \$1,500 (act June 16, 1933, 48 Stat., p. 224).

Estimate 1935, \$1,500

Appropriated 1934, \$1,500

By objects	Obligations		
	Estimate, 1935	Estimate, 1934	Actual, 1933
Stenographic services and notes.....	\$300	\$300	\$38
Car tokens and traveling expenses.....	300	200	354
Stationery, blue printing, books, period- icals, and office supplies.....	700	800	1,046
Furniture and office equipment.....	200	200	390
Total obligations.....	1,500	1,500	1,828
Estimated savings and unobligated bal- ances.....			122
Total estimate or appropriation.....	1,500	1,500	1,950

No part of the appropriations contained in this Act shall be used for or in connection with the preparation, issuance, publication, or enforcement of any regulation or order of the Public Utilities Commission requiring the installation of meters in taxicabs until such regulation or order shall have been approved by Congress: *Provided*, That this prohibition shall not be construed to affect any order or part of an order of such Public Utilities Commission other than with respect to the requirement of the installation of such meters (same act).

BOARD OF EXAMINERS, STEAM ENGINEERS

Board of Examiners, Steam Engineers, District of Columbia—

Salaries: Three members, at \$127.50 \$135 each, \$382 \$405 (act June 16, 1933, 48 Stat., p. 224).

Estimate 1935, \$405

Appropriated 1934, \$382

By objects	Obligations					
	Estimate, 1935		Estimate, 1934		Actual, 1933	
	Posi- tions	Av. salary	Posi- tions	Av. salary	Posi- tions	Av. salary
Personal services, departmental.....	3	\$150	3	\$150	3	\$150
Total permanent, departmental.....	3	450	3	450	3	450
Deduct legislative reductions.....		45		68		17
01 Net personal services, departmental.....		405		382		433
Estimated savings and unobligated balances.....						17
Total estimate or appropriation.....		405		382		450

DEPARTMENT OF INSURANCE

Department of Insurance, District of Columbia—

For personal services, \$17,702 \$18,738 (act June 16, 1933, 48 Stat., p. 224).

Estimate 1935, \$18,738

Appropriated 1934, \$17,702

Department of Insurance, District of Columbia—Continued.

By objects	Obligations					
	Estimate, 1935		Estimate, 1934		Actual, 1933	
	Posi- tions	Av. salary	Posi- tions	Av. salary	Posi- tions	Av. salary
PERSONAL SERVICES, DEPARTMENTAL						
Clerical, administrative, and fiscal service:						
Grade 13. Administrative officer.....	1	\$5,600	1	\$5,600	1	\$5,600
Grade 10. Junior administrative officer.....	1	3,500	1	3,500	1	3,500
Grade 8. Administrative assistant.....	1	2,900	1	2,900	1	2,900
Grade 4. Clerk.....	1	2,100	1	2,100	1	2,100
Clerk-stenographer.....	1	1,860	1	1,860	1	1,860
Grade 3. Assistant clerk.....	1	1,800	1	1,800	1	1,800
Grade 2. Junior clerk-stenographer.....	2	1,530	2	1,530	1	1,560
Total permanent, departmental.....	8	20,820	8	20,820	8	20,880
Deduct legislative reductions.....		2,082		3,118		2,088
01 Personal services (net).....		18,738		17,702		18,792
Estimated savings and unobligated bal- ances.....						2,088
Total estimate or appropriation.....		18,738		17,702		20,880

SURVEYOR'S OFFICE

Surveyor's Office, District of Columbia—

For personal services, \$68,000 \$72,000 (acts Feb. 28, 1895, 28 Stat., p. 689, secs. 1-8; June 16, 1933, 48 Stat., p. 224).

Estimate 1935, \$72,000

Appropriation 1934, \$68,000

By objects	Obligations					
	Estimate, 1935		Estimate, 1934		Actual, 1933	
	Posi- tions	Av. salary	Posi- tions	Av. salary	Posi- tions	Av. salary
PERSONAL SERVICES, DEPARTMENTAL						
Professional service:						
Grade 5. Engineer (surveyor).....	1	\$5,000	1	\$5,000	1	\$5,000
Grade 3. Assistant engineer.....	2	3,500	2	3,500	2	3,500
Grade 2. Assistant engineer.....	7	2,829	7	2,829	7	2,829
Subprofessional service:						
Grade 6. Senior engineering draftsman.....	2	2,050	2	2,050	2	2,050
Senior engineering aid.....	1	2,100	1	2,100	1	2,100
Grade 5. Engineering draftsman.....	5	1,884	5	1,884	5	1,920
Engineering aid.....	2	1,860	2	1,860	3	1,880
Grade 4. Assistant engineering field aid.....	7	1,671	7	1,671	7	1,671
Grade 3. Assistant engineering field aid.....	2	1,530	2	1,530	2	1,530
Grade 2. Apprentice engineering field aid.....	9	1,327	9	1,327	12	1,330
Clerical, administrative, and fiscal service:						
Grade 2. Junior office draftsman.....	1	1,500	1	1,500	1	1,500
Grade 1. Under clerk.....	1	1,440	2	1,350	2	1,350
Total permanent, departmental.....	40	80,780	41	82,040	45	88,160
Deduct lapses and administrative furloughs.....		780		2,040		300
Net permanent, departmental.....		80,000		80,000		87,860
Deduct legislative reductions.....		8,000		12,000		8,800
01 Personal services (net).....		72,000		68,000		79,060
Estimated savings and unobligated balances.....						9,130
Total estimate or appropriation.....		72,000		68,000		88,190

DISTRICT OF COLUMBIA EMPLOYEES' COMPENSATION FUND

Employees' Compensation Fund, District of Columbia—

For carrying out the provisions of section 11 of the District of Columbia Appropriation Act approved July 11, 1919, extending to the employees of the government of the District of Columbia the provisions of the Act entitled "An Act to provide compensation for employees of the United States suffering injuries while in the performance of their duties, and for other purposes", approved September 7, 1916, \$30,000 \$32,500 (acts July 11, 1919, 41 Stat., p. 104, sec. 11; June 16, 1933, 48 Stat., pp. 224-225).

Estimate 1935, \$32,500

Appropriated 1934, \$30,000

By objects	Obligations		
	Estimate, 1935	Estimate, 1934	Actual, 1933
Widows and dependent children.....	\$4,736	\$4,736	\$4,980
Permanently injured.....	4,439	4,439	7,185
Temporarily injured.....	11,000	8,500	15,555
Hospitals.....	6,000	6,000	3,780
Physicians.....	3,000	3,000	2,726
Nurses.....	2,555	2,555	614
Artificial limbs and miscellaneous.....	770	770	467
Total obligations.....	32,500	30,000	35,307
Deduct refund.....			150
Net total obligations.....	32,500	30,000	35,157
Deduct amount transferred from 1932 ap- propriation.....			3,157
Total estimate or appropriation.....	32,500	30,000	32,000

Administrative Expenses, Compensation to Injured Employees in the District of Columbia—

Administrative Expenses, Compensation to Injured Employees of the District of Columbia: For the enforcement of the Act entitled "An Act to provide compensation for disability or death resulting from injury to employees in certain employments in the District of Columbia, and for other purposes", approved May 17, 1928 (U.S.C., Supp. [V,] VI, title 33, sec. 901), [\$50,750] \$51,300, for transfer to and expenditure by the Employees' Compensation Commission under its appropriations "Salaries and expenses", [\$50,000] \$50,550, and "Printing and binding", \$750 (U.S.C., Supp. VI, title 33, sec. 901; act June 16, 1933, 48 Stat., p. 225).

Estimate 1935, \$51,300

Appropriated 1934, \$50,750

By objects	Obligations		
	Estimate, 1935	Estimate, 1934	Actual, 1933
Transfer to Employees' Compensation Commission:			
Salaries and expenses.....	\$50,550	\$50,000	\$62,000
Printing and binding.....	750	750	1,000
Total estimate or appropriation.....	51,300	50,750	63,000

Civil Service Retirement and Disability Fund, Liability of District of Columbia—

For financing of the liability of the government of the District of Columbia, created by the Act entitled "An Act for the retirement of employees in the classified civil service, and for other purposes", approved May 22, 1920, and Acts amendatory thereof (U.S.C., title 5, sec. 707a), \$150,000, which amount shall be placed to the credit of the "civil-service retirement and disability fund" (U.S.C., title 5, sec. 707a; act June 16, 1933, 48 Stat., p. 225).

Estimate 1935, \$150,000

Appropriated 1934, \$150,000

Transfer to civil-service retirement and disability fund: Obligations—1935 \$150,000; 1934, \$150,000; 1933, \$150,000.

DEPARTMENT OF VEHICLES AND TRAFFIC

Department of Vehicles and Traffic, District of Columbia—

For personal services, [\$60,000] \$63,144 (acts Feb. 27, 1931, 46 Stat., pp. 1424-1429; June 16, 1933, 48 Stat., p. 225).

Estimate 1935, \$63,144

Appropriated 1934, \$60,000

By objects	Obligations			
	Estimate, 1935	Estimate, 1934	Actual, 1933	
PERSONAL SERVICES, DEPARTMENTAL	Posi- Av. tions salary	Posi- Av. tions salary	Posi- Av. tions salary	
Professional service:				
Grade 7. Director.....	1 \$7,500	1 \$7,500	1 \$7,500	
Grade 5. Assistant director.....	1 4,800	1 4,800	1 4,800	
Subprofessional service:				
Grade 8. Office engineer.....	1 2,000	1 2,000	1 2,000	
Grade 6. Engineering aide.....	1 1,800	1 1,800	1 1,800	
Clerical, administrative, and fiscal service:				
Grade 7. Junior administrative assistant.....	1 2,600	1 2,600	1 2,600	
Grade 6. Principal clerk.....	1 2,300	1 2,300	1 2,300	
Grade 5. Senior clerk.....	1 2,000	1 2,000	1 2,000	
Grade 3. Stenographer.....	2 1,740	2 1,740	2 1,740	
Grade 3. Assistant clerk.....	10 1,650	10 1,650	11 1,647	
Grade 2. Junior clerk.....	9 1,453	9 1,453	11 1,451	
Grade 1. Under clerk.....	9 1,280	9 1,280	11 1,287	
Custodial service:				
Grade 4. Messenger.....	1 1,320	1 1,320	1 1,320	
Grade 3. Messenger.....	1 1,260	1 1,260	1 1,260	
Total permanent, departmental.....	39 70,160	39 70,588	45 80,200	
Deduct lapses and administrative furloughs.....		428		
Net permanent, departmental.....	70,160	70,160	80,200	
Temporary employees, departmental.....			5,000	
All personal services, departmental.....	70,160	70,160	85,200	
Deduct legislative reductions.....	7,016	10,160	8,520	
01 Personal services (net).....	63,144	60,000	76,680	
Estimated savings and unobligated balances.....			9,700	
Total estimate or appropriation.....	63,144	60,000	86,380	

For purchase, installation, and modification of electric traffic lights, signals and controls, markers, painting white lines, labor, maintenance of nonpassenger-carrying motor vehicles and such other expenses as may be necessary in the judgment of the Commissioners, [\$45,000] \$50,000: *Provided*, That no part of this or any other appropriation contained in this Act shall be expended for

building, installing, and maintaining street-car loading platforms and lights of any description employed to distinguish same (*same acts*).

Estimates 1935, \$50,000

Appropriated 1934, \$45,000

By objects	Obligations		
	Estimate, 1935	Estimate, 1934	Actual, 1933
Purchase, installation, and modification of electric traffic light signals.....	\$10,000	\$5,000	\$37,925.08
Traffic shop supplies.....	3,500	3,500	15,600.00
Traffic shop labor.....	25,000	25,000	26,000.00
Office supplies.....	1,500	1,500	1,900.00
Stationery, telephone, and telegraph.....	1,000	1,000	825.00
Miscellaneous.....	1,000	1,000	1,000.00
Purchase of truck.....			700.00
Maintenance of trucks.....	500	500	975.00
Purchase of signs.....	7,500	7,500	
Total.....	50,000	45,000	84,925.08
Unobligated balance.....			75.92
Total estimate or appropriation.....	50,000	45,000	85,000.00

For the purchase of motor vehicle identification number plates \$20,000 (*same acts*).

Estimate 1935, \$20,000

Appropriated 1934, \$20,000

Motor vehicle identification number plates: Obligations—1935, \$20,000; 1934, \$20,000; 1933, \$20,000.

FREE PUBLIC LIBRARY

Free Public Library, District of Columbia—

For personal services, and for substitutes and other special and temporary services, including extra services on Sundays, holidays, and Saturday half holidays, at the discretion of the librarian, [\$265,000] \$280,584 (acts June 3, 1896, 29 Stat., p. 244, secs. 1-5; Apr. 1, 1926, 44 Stat., pp. 229-230; June 16, 1933, 48 Stat., p. 225).

Estimate 1935, \$280,584

Appropriated 1934, \$265,000

By objects	Obligations			
	Estimate, 1935	Estimate, 1934	Actual, 1933	
PERSONAL SERVICES, DEPARTMENTAL	Posi- Av. tions salary	Posi- Av. tions salary	Posi- Av. tions salary	
Professional service:				
Grade 8. Chief librarian.....	1 \$8,000	1 \$8,000	1 \$8,000	
Grade 5. Senior librarian.....	1 4,600	1 4,600	1 4,600	
Grade 3. Associate librarian.....	7 3,271	7 3,271	7 3,271	
Grade 2. Assistant librarian.....	5 2,640	5 2,640	5 2,640	
Grade 1. Junior librarian.....	20 2,090	20 2,090	20 2,100	
Subprofessional service:				
Grade 6. Senior library assistant.....	1 2,200	1 2,200	1 2,200	
Grade 5. Main library assistant.....	20 1,860	20 1,860	21 1,869	
Grade 4. Library assistant.....	18 1,647	18 1,647	18 1,647	
Grade 3. Junior library assistant.....	32.5 1,473	32.5 1,473	32.5 1,473	
Grade 2. Under library assistant.....	17.5 1,260	17.5 1,260	17.5 1,260	
Grade 1. Minor library assistant.....	16.5 1,035	16.5 1,035	16.5 1,035	
Clerical administrative, and fiscal service:				
Grade 7. Junior administrative assistant.....	1 2,600	1 2,600	1 2,600	
Grade 6. Principal clerk.....	1 2,800	1 2,800	1 2,800	
Grade 4. Clerical assistant.....	1 2,040	1 2,040		
Grade 3. Assistant clerk.....	1 1,920	1 1,920	1 1,920	
Grade 2. Junior clerk-stenographer.....	2 1,500	2 1,500	2 1,500	
Grade 1. Under operator.....	2 1,320	2 1,320	2 1,320	
Under clerk-typist.....	5 1,308	5 1,308	4.5 1,313	
Custodial service:				
Grade 7. Senior mechanic.....			1 1,860	
Grade 6. Mechanic.....	1 1,680	1 1,680		
Grade 5. Junior mechanic.....	3 1,500	3 1,500	3 1,500	
Grade 4. Under mechanic.....	3 1,340	3 1,340	3 1,380	
Grade 3. Minor mechanic.....	14 1,281	14 1,281	14 1,281	
Grade 2. Charwomen.....	8 594	8 594	8 594	
Grade 1. Junior messenger.....	15 600	15 600	16 600	
Total permanent, departmental.....	196.5 310,440	196.5 310,440	197 310,440	
Additional permanent positions carried on substitute roll.....	9.5 7,200	9.5 7,200	9.5 7,200	
Total.....	206 317,640	206 317,640	206 317,640	
Less lapses and administrative furloughs.....	7,680	2,674	328	
Net permanent, departmental.....	309,960	314,966	317,312	
Substitutes and Sunday services.....	1,800	1,800	1,800	
All personal services, departmental.....	311,760	316,766	319,112	
Deduct legislative reductions.....	31,176	47,766	32,380	
01 Personal services (net).....	280,584	269,000	286,732	
Deduct amount transferred from other appropriations (books, \$3,520; rent, \$480).....		4,000		
Estimated savings and unobligated balances.....			32,708	
Total estimate or appropriation.....	280,584	265,000	319,440	

Miscellaneous: For books, periodicals, newspapers, and other printed material, including payment in advance for subscription books, and society publications, \$40,000: *Provided*, That the disbursing officer of the District of Columbia is authorized to advance to the librarian of the free Public Library, upon requisition previously approved by the auditor of the District of Columbia, sums of money not exceeding \$25 at the first of each month, to be expended for the purchase of certain books, pamphlets, numbers of periodicals or newspapers, or other printed material, and to be accounted for on itemized vouchers (*acts June 3, 1896, 29 Stat., p. 244, secs. 1-5; Apr. 1, 1926, 44 Stat., pp. 229-230; June 16, 1933, 48 Stat., p. 225*).

Estimate 1935, \$40,000

Appropriated 1934, \$40,000

By objects	Obligations		
	Estimate, 1935	Estimate, 1934	Actual, 1933
Stock, present organization.....	\$40,000	\$35,200	\$54,498
Unobligated balance.....			2
Transferred to personal services.....		4,800	
Total estimate or appropriation.....	40,000	40,000	54,500

For binding, including necessary personal services, **[\$18,452]** **\$19,051** (*same acts*).

Estimate 1935, \$19,051

Appropriated 1934, \$18,452

By objects	Obligations					
	Estimate, 1935		Estimate, 1934		Actual, 1933	
	Posi- tions	Av. salary	Posi- tions	Av. salary	Posi- tions	Av. salary
PERSONAL SERVICES						
Foreman.....	1	\$2,504	1	\$2,504	1	\$2,504
Finisher.....	1	2,504	1	2,504	1	2,504
Sewers.....	2	1,252	2	1,252	2	1,252
Forwarder.....	1	1,981	1	1,981	1	1,981
Total.....	5	9,493	5	9,493	5	9,493
Deduct legislative reductions.....		949		1,424		1,003
01 Total personal services.....		8,544		8,069		8,490
OTHER OBLIGATIONS						
Supplies.....		1,400		1,400		1,053
Binding by contract.....		9,107		8,983		4,445
Total other obligations.....		10,507		10,383		5,498
Grand total obligations.....		19,051		18,452		13,988
Estimated savings and unobligated bal- ances.....						1,012
Total estimate or appropriation.....		19,051		18,452		15,000

For maintenance, alterations, repairs, fuel, lighting, fitting up buildings, care of grounds, maintenance of motor delivery vehicles, and other contingent expenses, *including not to exceed \$700 for purchase and exchange of one motor delivery vehicle*, **[\$25,000]** **\$32,500** (*same acts*).

Estimate 1935, \$32,500

Appropriated 1934, \$25,000

By objects	Obligations		
	Estimate, 1935	Estimate, 1934	Actual, 1933
Building maintenance:			
Fuel.....	\$3,300	\$3,300	\$3,046
Electricity.....	6,800	6,800	6,295
Gas.....	400	400	351
Telephone.....	625	625	740
Laundry.....	100	100	84
Ice.....	700	700	657
Building supplies.....	2,500	2,500	2,448
Repairs (ordinary running).....	2,500	3,215	17,076
Repairs (special):			
Central library:			
Painting exterior woodwork.....	750		
Repair and paint exterior sheet metal work and repair slate roof.....	3,000		
Renewal of defective wiring and repairing defective panel boards.....	500		
Repair sidewalk in front of building, and reset sidewalk gutter and granite steps.....	350		
Condensation pump (duplex) for boilers.....	1,200		
Renew tempering heating coils.....	800		

Free Public Library, District of Columbia—Continued.

By objects	Obligations		
	Estimate, 1935	Estimate, 1934	Actual, 1933
Building maintenance—Continued.			
Repairs (special)—Continued.			
Southeastern branch:			
New roof, skylight, and ventilator.....	\$300		
Takoma Park branch:			
Rebuilding window cases and re- hanging defective windows.....	600		
Removal of ashes and trash.....	125	\$125	\$125
Total.....	24,550	17,765	20,822
Library supplies and equipment:			
Office supplies.....	2,200	2,200	1,691
Library of Congress cards.....	600	600	824
New equipment.....	3,000	3,000	3,295
Repairs and improvements.....	500	500	329
Car tokens.....	60	60	35
Freight, expressage, etc.....	50	50	53
Total.....	6,410	6,410	6,227
Motor vehicles:			
Operating cost (4 cars).....	500	500	638
Replacement car.....	500		466
Total.....	1,000	500	1,104
Grounds (6 branches).....	100	100	21
Miscellaneous (photostat work, etc.).....	440	225	90
Grand total.....	32,500	25,000	28,264
Unobligated balance.....			236
Total estimate or appropriation.....	32,500	25,000	28,500

¹Includes \$4,000 for special repairs.

For rent of suitable quarters for branch libraries in Chevy Chase and Woodridge, **[\$4,800]** **\$4,320** (*same acts*).

Estimate 1935, \$4,320

Appropriated 1934, \$4,800

By objects	Obligations		
	Estimate, 1935	Estimate, 1934	Actual, 1933
Rent of branch libraries in Chevy Chase and Woodridge.....	\$4,320	\$4,320	\$4,800
Transferred to personal services.....		480	
Total estimates or appropriations.....	4,320	4,800	4,800

Statement of transfers, made and contemplated, between subheads of appropriations for the District of Columbia for the fiscal year 1934, as required by section 8 of the act approved June 16, 1933 (48 Stat., p. 253)

Transfer made			Amount
From—	Amount	To—	
Free Public Library, 1934: Books and periodicals.....	\$3,520	Free Public Library, 1934: Personal serv- ices.....	\$4,000
Free Public Library, 1934: Rent.....	480		

No transfers contemplated during remainder of fiscal year 1934.

REGISTER OF WILLS

Office of Register of Wills, District of Columbia—

For personal services, **[\$60,000]** **\$64,827** (*act June 16, 1933, 48 Stat., p. 225*).

Estimate 1935, \$64,827

Appropriated 1934, \$60,000

By objects	Obligations					
	Estimate, 1935		Estimate, 1934		Actual, 1933	
	Posi- tions	Av. salary	Posi- tions	Av. salary	Posi- tions	Av. salary
PERSONAL SERVICES, DEPARTMENTAL						
Professional service:						
Grade 5. Attorney (first deputy register of wills).....	1	\$4,800	1	\$4,800	1	\$4,800
Clerical, administrative, and fiscal service:						
Grade 13. Senior administrative officer (Register of Wills).....	1	6,400	1	6,400	1	6,400
Grade 9. Senior administrative assistant (second deputy register).....	1	3,100	1	3,100	1	3,100
Grade 7. Junior administrative assistant (chief appraiser).....	1	2,700	1	2,700	1	2,700

Office of Register of Wills, District of Columbia—Continued.

By objects	Obligations					
	Estimate, 1935		Estimate, 1934		Actual, 1933	
	Posi- tions	Av. salary	Posi- tions	Av. salary	Posi- tions	Av. salary
PERSONAL SERVICES, DEPARTMENTAL—CON.						
Clerical, administrative, and fiscal service—Continued.						
Grade 6. Principal clerk (receiving and disbursing clerk).....	1	\$2,700	1	\$2,700	1	\$2,700
Principal accounting and auditing assistant (chief accountant).....	1	2,400	1	2,400	1	2,400
Grade 5. Senior accounting and auditing assistant (assistant chief accountant).....	1	2,200	1	2,200	1	2,200
Senior clerk (chief correspondence clerk).....	1	2,300	1	2,300	1	2,300
Senior clerk (appraiser).....	1	2,200	1	2,200	1	2,200
Senior photographer (chief of photostat room).....	1	2,300	1	2,300	1	2,300
Grade 4. Clerk (clerk in charge of bonds and exemptions).....	1	2,160	1	2,160	1	2,160
Clerk (clerk in charge of citations).....	1	1,860	1	1,860	1	2,160
Clerk (docket clerk).....	1	2,040	1	2,040	1	2,040
Clerk (reviewer and secretary to first deputy).....	1	1,860	1	1,860	1	1,860
Photographer (assistant chief photostat room).....	1	1,860	1	1,860	1	1,860
Accounting and auditing assistant (accountant).....	2	1,980	2	1,980	2	1,980
Accounting and auditing assistant (accountant).....	2	1,890	2	1,890	2	1,890
Clerk-stenographer (secretary to Register of Wills).....	1	2,040	1	2,040	1	2,040
Grade 3. Assistant clerk (taxation and blotter clerk).....	1	1,860	1	1,860	1	1,860
Assistant clerk (index and correspondence clerk).....	1	1,620	1	1,620	1	1,860
Assistant clerk (supply and claims clerk).....	1	1,860	1	1,860	1	1,860
Assistant clerk (correspondence clerk).....	1	1,800	1	1,800	1	1,800
Assistant photographer (developer and washer).....	1	1,860	1	1,860	1	1,860
Senior stenographer (stenographer).....	1	1,740	1	1,740	1	1,740
Junior clerk (comparer).....	1	1,620	1	1,620	1	1,620
Assistant clerk (correspondence clerk).....	1	1,620	1	1,620	1	1,680
Grade 2. Senior typist (typist).....	1	1,560	1	1,560	1	1,560
Senior typist (typist).....	1	1,500	1	1,500	1	1,500
Junior photographer (washer).....	1	1,440	1	1,440	1	1,560
Junior clerk (assistant appraiser).....	1	1,440	1	1,440	1	1,500
Junior clerk (general clerk).....	1	1,440				
Grade 1. Underclerk (file clerk).....					1	1,320
Underclerk (file clerk).....	1	1,260	1	1,260	1	1,260
Custodial service:						
Grade 2. Junior laborer (janitor).....	1	780	1	780	1	780
Total permanent, departmental.....	35	74,060	34	72,620	35	74,720
Deduct lapses and administrative furloughs.....		2,030		2,030		1,468
All personal services, departmental.....		72,030		70,588		73,252
Deduct legislative reductions.....		7,203		10,588		7,472
01 Personal services (net).....		64,827		60,000		65,780
Estimated savings and unobligated balances.....						8,940
Total estimate or appropriation.....		64,827		60,000		74,720

For miscellaneous and contingent expenses, telephone bills, printing, typewriters, photostat paper and supplies, including laboratory coats and photographic developing room equipment, towels, towel service, window washing, street-car tokens, furniture and equipment and repairs thereto, and purchase of books of reference, law books, and periodicals, **[\$9,000]** \$10,000 (act June 16, 1933, 48 Stat., pp. 225-226).

Estimate 1935, **\$10,000**Appropriated 1934, **\$9,000**

By objects	Obligations		
	Estimate, 1935	Estimate, 1934	Actual, 1933
Telephone service.....	\$700	\$700	\$700
Stock quotations for court appraisers.....	280	280	280
Printing (Government Printing Office).....	1,800	1,800	1,800
Laundry towels and attending water coolers.....	240	240	240
Ice.....	140	140	140
Ribbon for certified copies of papers.....	175	175	175
Office furniture, equipment, and repairs.....	400	400	400
Envelops.....	200	200	200
Car tokens.....	200	200	200
Record books.....	700	700	700
Window cleaning.....	65	65	65
Photostat paper and chemicals.....	4,600	3,600	4,600
Incidentals.....	500	500	500
Total miscellaneous and contingent expenses.....	10,000	9,000	10,000
Estimated savings and unobligated balances.....			5
Total estimate or appropriation.....	10,000	9,000	9,995

RECORDER OF DEEDS

Office of Recorder of Deeds, District of Columbia—

For personal services, **[\$80,000]** \$83,754, of which \$6,000 shall be available only for recopying old land records of the District of Columbia (act June 16, 1933, 48 Stat., p. 226).

Estimate 1935, **\$83,754**Appropriated 1934, **\$80,000**

By objects	Obligations					
	Estimate, 1935		Estimate, 1934		Actual, 1933	
	Posi- tions	Av. salary	Posi- tions	Av. salary	Posi- tions	Av. salary
PERSONAL SERVICES, DEPARTMENTAL						
Clerical, administrative, and fiscal services:						
Grade 13. Recorder of Deeds.....	1	\$5,600	1	\$5,600	1	\$5,600
Grade 10. First deputy recorder.....	1	3,500	1	3,500	1	3,500
Grade 8. Second deputy recorder.....	1	2,900	1	2,900	1	2,900
Grade 5. Senior clerk.....	5	2,000	5	2,000	6	2,000
Grade 4. Auditing assistant.....	1	1,800	1	1,800	1	1,800
Grade 3. Assistant clerks.....	5	1,680	5	1,680	5	1,740
Grade 2. Junior clerk.....	35	1,481	29	1,489	46	1,514
Custodial service:						
Grade 4. Senior guard.....	1	1,320	1	1,320	1	1,500
Grade 3. Guard.....	2	1,440	2	1,440	2	1,440
Messenger.....	2	1,230	2	1,230	3	1,260
Janitor.....	1	1,200	1	1,200	1	1,200
Grade 2. Janitor.....	1	1,140	1	1,140	1	1,140
Charwoman.....	1	500	1	500	1	500
Total permanent, departmental.....	57	93,535	51	84,880	70	115,100
Deduct lapses and administrative furloughs.....		475				5,200
Net permanent, departmental.....		93,060		84,880		109,900
Deduct legislative reductions.....		9,306		11,820		11,497
01 Personal services (net).....		83,754		73,060		98,403
Estimated savings and unobligated balances.....				6,940		11,597
Total estimate or appropriation.....		83,754		80,000		110,000

For miscellaneous and contingent expenses, including telephone service, printing, binding, rebinding, repairing, and preservation of records; typewriters, towels, towel service, furniture and equipment and repairs thereto; books of reference, law books and periodicals, street-car tokens, postage, not exceeding \$100 for rest room for sick and injured employees and the equipment of and medical supplies for said rest room, and all other necessary incidental expenses, \$10,000 (act June 16, 1933, 48 Stat., p. 226).

Estimated 1935, **\$10,000**Appropriated 1934, **\$10,000**

By objects	Obligations		
	Estimate, 1935	Estimate, 1934	Actual, 1933
Stationery and office supplies.....	\$1,000	\$1,000	\$1,736
Hospital and medical supplies.....	100	100	12
Educational and scientific supplies.....	100	100	104
Sundry supplies.....	500	500	583
Telephone service.....	500	500	455
Postal service.....	500	500	464
Travel expenses.....	75	75	75
Printing and binding.....	6,000	6,000	6,719
Repairs and alterations.....	400	400	510
Furniture and fixtures.....	775	775	1,381
Other equipment.....	50	50	
Total obligations.....	10,000	10,000	12,039
Unobligated balance.....			461
Total estimate or appropriation.....	10,000	10,000	12,500

For rent of offices of the recorder of deeds, \$10,000 (same act).

Estimate 1935, **\$10,000**Appropriated 1934, **\$10,000**

11 Rent of office: Obligations—1935, \$10,000; 1934, \$10,000; 1933, \$14,000.

Total, general expenses:

Estimate 1935, **\$2,030,818**Appropriated 1934, **\$1,927,182**

CONTINGENT AND MISCELLANEOUS EXPENSES

Contingent and Miscellaneous Expenses, District of Columbia—

For checks, books, law books, books of reference, periodicals, newspapers, stationery; surveying instruments and implements; drawing materials; binding, rebinding, repairing, and preservation of records; ice; repairs to pound and vehicles **[, not to exceed \$500]**; traveling expenses not to exceed **[\$1,000]** \$1,500, including payment of dues and traveling expenses in attending conventions when authorized by the Commissioners of the District of Columbia; expenses authorized by law in connection with the removal of

dangerous or unsafe and insanitary buildings, including payment of a fee of \$6 per diem to each member of board of survey, other than the inspector of buildings, while actually employed on surveys of dangerous or unsafe buildings; and other general necessary expenses of District offices; **[\$28,000] \$36,000: *Provided*, That no part of this or any other appropriation contained in this Act shall be expended for printing or binding a schedule or list of supplies and materials for the furnishing of which contracts have been or may be awarded (act June 16, 1933, 48 Stat., p. 226).**

Estimate 1935, **\$36,000**

Appropriated 1934, **\$28,000**

By objects	Obligations		
	Estimate, 1935	Estimate, 1934	Actual, 1933
Stationery and miscellaneous office supplies.....	\$8,000	\$8,400	\$7,699
Books of reference, law books, city directories, real estate atlases, and subscriptions to newspapers and periodicals.....	2,400	1,950	2,570
Furniture and equipment, including book and file cases and repairs to furniture.....	4,500	5,500	3,037
Telephone rentals and tolls, telegrams, and express.....	400	400	736
Typewriters, purchases, repairs and rentals, automatic cashier, Elliott-Fisher, mimeograph, addressograph, calculating, multi-graph, adding, computing, bookkeeping and accounting machines.....	4,800	5,500	13,047
Equipment for central duplicating section.....	10,000		
Transportation:			
Car tokens.....	1,400	1,500	1,332
Traveling expenses.....	1,500	1,000	1,821
Fuel, gas, electric light, laundry, ice, and charcoal.....	600	700	578
Hucksters' badges and dog tags.....	700	700	1,634
Haslets and food for dog pound.....	400	400	382
Repairs to dog pound and stables.....	400	550	367
Seals and weights for superintendent of weights and measures.....	300	450	245
Expenses, dangerous and insanitary buildings.....	600	1,000	604
Total.....	36,000	28,000	34,052
Unobligated balance.....			6,948
Total estimate or appropriation.....	36,000	28,000	41,000

Printing and Binding, District of Columbia—

For printing and binding, **including the printing of the report on the power needs of the District of Columbia, \$55,000] \$40,000 (act June 16, 1933, 48 Stat., p. 226).**

Estimated 1935, **\$40,000**

Appropriated 1934, **\$55,000**

08 Printing and binding: Obligations—1935, \$40,000; 1934, \$55,000; 1933, \$63,956 (unobligated balance, \$6,044).

Motor Vehicles, District of Columbia—

For maintenance, care, repair, and operation of passenger-carrying automobiles owned by the District of Columbia, including personal services, **[\$50,000] \$52,000; for exchange of such passenger-carrying automobiles now owned by the District of Columbia as, in the judgment of the Commissioners of said District, have or shall become unserviceable, \$8,000; in all, \$60,000 (act June 16, 1933, 48 Stat., p. 226).**

Estimate 1935, **\$60,000**

Appropriated 1934, **\$50,000**

By objects	Obligations		
	Estimate, 1935	Estimate, 1934	Actual, 1933
Passenger-carrying automobiles.....	143	141	163
143 automobiles at \$274.97 each.....	\$39,321	\$33,840	\$39,247
CENTRAL GARAGE AND DISTRICT AUTO REPAIR SHOP			
Overhead necessary to the repair and upkeep of automotive equipment repaired in these shops, including drivers, oilers, two night men who wash and gas cars and also act as watchmen, auto cleaning materials.....	12,679	16,160	20,374
Exchange of such automobiles now owned by the District of Columbia as, in the judgment of the Commissioners of said District, have or shall become unserviceable.....	8,000		
Purchase and exchange of passenger-carrying automobiles as follows: Public Utilities, one, \$1,150; Assessor's Office, one, \$1,440.....	2,590		2,736
Total.....	60,000	50,000	62,357
Unobligated balance.....			5,643
Total estimate or appropriation.....	60,000	50,000	68,000

All motor-propelled passenger-carrying vehicles owned by the District of Columbia shall be used exclusively for "official purposes" directly pertaining to the public services of said District, and shall be under the direction and control of the Commissioners, who may from time to time alter or change the assignment for use thereof or direct the joint or interchangeable use of any of the same by officials and employees of the District, except as otherwise provided in this Act; and "official purposes" shall not include the transportation of officers and employees between their domiciles and places of employment, except as to the Commissioners of the District of Columbia and in cases of officers and employees the character of whose duties makes such transportation necessary and then only as to such latter cases when the same is approved by the Commissioners: *Provided*, That no passenger-carrying automobile, except busses, patrol wagons, and ambulances, and except as otherwise specifically authorized in this Act, shall be acquired under any provision of this Act, by purchase or exchange, at a cost, including the value of a vehicle exchanged, exceeding \$650. No motor vehicles shall be transferred from the police or fire departments to any other branch of the government of the District of Columbia (act June 16, 1933, 48 Stat., pp. 226-227).

Appropriations in this Act shall not be used for the payment of premiums or other cost of fire insurance (act June 16, 1933, 48 Stat., p. 227).

Telephones may be maintained in the residences of the superintendent of the water department, sanitary engineer, chief inspector of the street-cleaning division, assistant superintendent of the street-cleaning division, inspector of plumbing, Director of Public Welfare, health officer, assistant health officer, chief of the bureau of preventable diseases, chief engineer of the fire department, superintendent of police, electrical inspector in charge of the fire-alarm system, one fire-alarm operator, and two fire-alarm repair men, the superintendent of machinery, and the fire marshal, under appropriations contained in this Act. The commissioners may connect any or all of these telephones either to the system of the Chesapeake and Potomac Telephone Company or the telephone system maintained by the District of Columbia, or to both of such systems. Telephones may also be maintained in the residences of the general superintendent of penal institutions and such other officials of the workhouse and reformatory as may be approved by the Commissioners (*same act*).

For postage for strictly official mail matter, including the rental of postage meter equipment, **[\$40,000] \$25,000 (same act).**

Estimate 1935, **\$25,000**

Appropriated 1934, **\$40,000**

By objects	Obligations		
	Estimate, 1935	Estimate, 1934	Actual, 1933
Postage.....	\$25,000	40,000	\$35,046
Unobligated balance.....			354
Less transfer from public schools, District of Columbia, 1933, "Salaries, teachers, and librarians".....	25,000	40,000	36,000
Total estimate or appropriation.....	25,000	40,000	31,500

The Commissioners are authorized, in their discretion, to furnish necessary transportation in connection with strictly official business of the District of Columbia by the purchase of street car and bus fares from appropriations contained in this Act: *Provided*, That the expenditures herein authorized shall be so apportioned as not to exceed a total of \$9,500: *Provided further*, That the provisions of this paragraph shall not include the appropriations herein made for the fire and police departments (*same act*).

For judicial expenses, including witness fees, and expert services in District cases before the Supreme Court of said District, **\$1,500: *Provided*, That the Commissioners of the District of Columbia are authorized, when in their judgment such action be deemed in the public interest, to contract for stenographic reporting services without regard to section 3709 of the Revised Statutes (U.S.C., title 41, sec. 5) under available appropriations contained in this Act (same act).**

Estimate 1935, **\$1,500**

Appropriated 1934, **\$1,500**

For Judicial Expenses, etc.—Continued.

By objects	Obligations		
	Estimate, 1935	Estimate, 1934	Actual, 1933
Medical examinations.....			\$233
Court costs.....	\$300	\$300	116
Stenographic reporting.....	900	900	1,228
Recorder of Deeds.....			4
Witness fees.....	300	300	479
Total obligations.....	1,500	1,500	2,060
Deduct legislative reduction (witness fees).....			11
Net total obligations.....	1,500	1,500	2,049
Received by transfer from public schools, District of Columbia, 1933, "Salaries, teachers and librarians".....			270
Estimated savings and unobligated balances.....	1,500	1,500	1,779
Total estimate or appropriation.....	1,500	1,500	1,800

For general advertising, authorized and required by law, and for tax and school notices and notices of changes in regulations, \$4,000: *Provided*, That this appropriation shall not be available for the payment of advertising in newspapers published outside of the District of Columbia, notwithstanding the requirement for such advertising provided by existing law (*same act*).

Estimate 1935, **\$4,000** Appropriated 1934, **\$4,000**

09 General advertising: Obligations—1935, \$4,000; 1934, \$4,000; 1933, \$4,152 (unobligated balance, \$348).

For advertising notice of taxes in arrears July 1, [1933] 1934, as required to be given by the Act of February 28, 1898, as amended, to be reimbursed by a charge of 50 cents for each lot or piece of property advertised, \$8,000 (*same act*).

Estimate 1935, **\$8,000** Appropriated 1934, **\$8,000**

09 Advertising notice of taxes in arrears: Obligations—1935, \$8,000; 1934, \$8,000; 1933, \$7,810 (unobligated balance, \$190).

EMPLOYMENT SERVICE

Public Employment Service, District of Columbia—

For personal services and miscellaneous and contingent expenses required for maintaining a public employment service for the District of Columbia, [\$9,435] \$9,920 (*act June 16, 1933, 48 Stat., p. 227*).

Estimate 1935, **\$9,920** Appropriated 1934, **\$9,435**

By objects	Obligations					
	Estimate, 1935		Estimate, 1934		Actual, 1933	
PERSONAL SERVICES, DEPARTMENTAL	Posi- tions	Av. salary	Posi- tions	Av. salary	Posi- tions	Av. salary
Clerical, administrative, and fiscal service:						
Grade 4, clerk.....	2	\$1,920	2	\$1,920	2	\$1,920
Grade 3, assistant clerk.....	3	1,640	3	1,640	3	1,740
Custodial service:						
Grade 2, junior laborer.....	1	1,200	1	1,200	1	1,200
Total permanent, departmental.....	6	9,960	6	9,960	6	10,260
Deduct lapses and administrative furloughs.....		157		151		570
Net permanent, departmental.....		9,803		9,809		9,690
Deduct legislative reductions.....		980		1,471		975
01 Personal services (net).....		8,823		8,338		8,715
OTHER OBLIGATIONS						
02 Supplies and materials.....		1,097		1,097		1,164
Grand total obligations.....		9,920		9,435		9,879
Estimated savings and unobligated balances.....						1,921
Total estimate or appropriation.....		9,920		9,435		11,800

EMERGENCY FUND

Emergency Fund, District of Columbia—

To be expended only in case of emergency, such as riot, pestilence, public insanitary conditions, calamity by flood or fire or storm, and of like character, and in all other cases of emergency not otherwise sufficiently provided for, in the discretion of the Commissioners, [\$1,000] \$2,000: *Provided*, That the certificate of the Commissioners shall be sufficient voucher for the expenditure

of not to exceed \$1,000 for such investigations as they may deem necessary (*act June 16, 1933, 48 Stat., pp. 227-228*).

Estimate 1935, **\$2,000** Appropriated 1934, **\$1,000**

Emergency fund: Obligations—1935, \$2,000; 1934, \$1,000; 1933, \$2,199 (unobligated balance, \$1,801).

REFUND OF ERRONEOUS COLLECTIONS

Refund of Erroneous Collections, District of Columbia—

To enable the Commissioners, in any case where special assessments, school tuition charges, payments for lost library books, rents, fees, or collections of any character have been erroneously covered into the Treasury, to refund such erroneous payments, wholly or in part, including the refunding of fees paid for building permits authorized by the District of Columbia Appropriation Act approved March 2, 1911 (36 Stat., p. 967), \$4,000: *Provided*, That this appropriation shall be available for such refunds of payments made within the past three years. (*acts Mar. 2, 1911, 36 Stat., p. 967; June 16, 1933, 48 Stat., p. 228*).

Estimate 1935, **\$4,000** Appropriated 1934, **\$4,000**

Refund of erroneous collections: Obligations—1935, \$4,000; 1934, \$4,000; 1933, \$4,000.

National Conference of Commissioners on Uniform State Laws, District of Columbia—

To aid in support of the National Conference of Commissioners on Uniform State Laws, \$250 (*act June 16, 1933, 48 Stat., p. 228*).

Estimate 1935, **\$250** Appropriated 1934, **\$250**

Conference of Commissioners on Uniform State Laws: Obligations—1935, \$250; 1934, \$250; 1933, \$250.

Total, contingent and miscellaneous expenses, District of Columbia:

Estimate 1935, **\$190,670** Appropriated 1934, **\$201,185**

STREET AND ROAD IMPROVEMENT AND REPAIR

GASOLINE TAX, ROAD AND STREET IMPROVEMENTS AND REPAIRS

Gasoline Tax Road and Street Improvements, District of Columbia—

Salaries, Highways Department: For personal services, [\$155,000] \$161,550, (*act June 16, 1933, 48 Stat., p. 228*).

NOTE.—Salaries, Highways Department, consolidated with appropriation "Gasoline tax road and street improvements, District of Columbia."

For paving, repaving, grading, and otherwise improving streets, avenues, and roads, including personal services and the maintenance of motor vehicles used in this work, and including curbing and gutters and replacement of curb-line trees where necessary, as follows, to be paid from the special fund created by section 1 of the Act entitled "An Act to provide for a tax on motor-vehicle fuels sold within the District of Columbia, and for other purposes", approved April 23, 1924 (43 Stat., p. 106), and accretions by repayment of assessments:

For paving, repaving, and surfacing, including curbing and gutters where necessary, the following:

Northwest: Thirty-first Street, Chesapeake and Ohio Canal to K Street and South Street, Thirty-first Street to Wisconsin Avenue, \$7,400;

For grading streets, alleys, and roads, including construction of necessary culverts and retaining walls, \$50,000;

For surfacing block pavements and paving the unpaved center strips of paved roadways, [\$25,000] \$15,000;

For minor changes in roadway and sidewalks on plans to be approved by the Commissioners of the District of Columbia to facilitate vehicular and pedestrian traffic, \$5,000;

For construction of curbs and gutters, or concrete shoulders in connection with all forms of macadam roadways and adjustment of roadways thereto, together with resurfacing and replacing of base of such roadways where necessary, [\$175,000] \$225,000;

For the surfacing and resurfacing or replacement of asphalt, granite block, or concrete pavements with the same or other approved material, [\$375,000] \$350,000;

For construction, maintenance, operation, and repair of bridges, [including \$45,000, or so much thereof as may be necessary, for replacement of the fender pile system of the Highway Bridge, and not to exceed \$7,500 for surveys, engineering investigations and preparation of plans for a viaduct or bridge in the line of New Hampshire Avenue over the tracks of the Baltimore and Ohio Railroad and] including maintenance of nonpassenger-carrying motor vehicles, [\$100,000] \$65,000.

For current work of repairs to streets, avenues, roads, and alleys, including the reconditioning of existing gravel streets and roads, and including the purchase, exchange, maintenance, and operation of non-passenger-carrying motor vehicles used in this work, **[\$500,000] \$750,000: Provided,** That the Commissioners of the District of Columbia, should they deem such action to be to the advantage of the District of Columbia, are hereby authorized to purchase a municipal asphalt plant at a cost not to exceed \$30,000;

This appropriation shall be available for repairing pavements of street railways when necessary; the amounts thus expended shall be collected from such railroad companies as provided by section 5 of "An Act providing a permanent form of government for the District of Columbia," approved June 11, 1878, and shall be deposited to the credit of the appropriation for the fiscal year in which they are collected;

For **[additional street and road improvements and repairs to aid in the relief of unemployment, to be allotted for such projects and purposes and in such amounts as the Director of the Bureau of the Budget may approve (including the allocation of additional sums to any or all of the general items herein chargeable to the gasoline tax fund), there is hereby appropriated out of the gasoline tax fund and to be immediately available, such sums (not to exceed in the aggregate \$1,500,000) as may be deemed surplus in such fund: Provided,** That of said amount the sum of \$575,000 is hereby made available for **completing the construction of a bridge to replace the Calvert Street Bridge over Rock Creek, in accordance with the provisions and conditions contained in the District of Columbia Appropriation Act for the fiscal year 1934, \$675,000 [including necessary changes in water and sewer mains, and including the employment of engineering or other professional services by contract or otherwise, without reference to section 3709 of the Revised Statutes (U.S.C., title 41, sec. 5), or the Classification Act of 1923, as amended, and engineering and incidental expenses, and the Commissioners are authorized to enter into contract or contracts for construction of said bridge at a cost not to exceed \$1,250,000; but no part of said sum shall be available for expenditure in connection with the construction of said Calvert Street Bridge until the Commissioners of the District of Columbia shall have made a restudy and reinvestigation to determine which particular type of bridge is most economical and serviceable, and best suited to the proposed location; and the Commission of Fine Arts shall have approved the type of bridge decided upon, and any street railway company using said bridge shall install thereon, at its own expense, an approved underground system of street-car propulsion and, at its own expense, shall thereafter maintain such underground construction, and bear the cost of surfacing and resurfacing and maintaining in good condition the space between the railway tracks and two feet exterior thereto as provided by law, and shall defray the cost of excess construction occasioned by such use including the relocation and construction of closed plow pits at the west approach to the bridge in accordance with plans to be approved by the Commissioners of the District of Columbia: Provided further,** That of said amount of \$1,500,000, the sum of \$45,741 is hereby made available for widening to seventy-three feet and repaving the roadway of Constitution Avenue northwest, North Capitol to First Street, and for widening to eighty feet and repaving the roadway of Constitution Avenue northwest, First Street to Second Street, in accordance with plans therefor to be jointly approved by the National Capital Park and Planning Commission and the Commissioners of the District of Columbia, including the necessary reconstruction, relocation, changes, and adjustments of all water mains, sewers in advance of paving, trees, sidewalks, lamp posts, fire hydrants or other structures affected, and including personal services and all necessary incidental expenses, and the total cost of said work shall not exceed \$76,235, of which sum not to exceed \$30,494 shall be transferred from and in accordance with the appropriation in the Independent Offices Appropriation Act, 1934, for the construction of the Arlington Memorial Bridge] (act June 16, 1933, 48 Stat., pp. 229-230).

In all, not to exceed **[\$1,237,400] \$2,296,550**, to be immediately available; to be disbursed and accounted for as "Gasoline tax, road and street improvements and repairs," and for that purpose shall constitute one fund: **Provided,** That assessments in accordance with existing law shall be made for paving and repaving roadways where such roadways are paved or repaved with funds derived from the collection of the tax on motor-vehicle fuels and accretions by repayment of assessments (acts Apr. 23, 1924, 43 Stat., p. 106; June 16, 1933, 48 Stat., pp. 228-229).

Estimate 1935, **\$2,296,550** Appropriated 1934, **\$1,237,400**

* See note following 1934 obligation schedules.

Gasoline Tax Road and Street Improvements, District of Columbia—Continued.

By objects	Obligations					
	Estimate, 1935		Estimate, 1934		Actual, 1933	
	Posi- tions	Av. salary	Posi- tions	Av. salary	Posi- tions	Av. salary
PERSONAL SERVICES, DEPARTMENTAL						
Professional and scientific service:						
Grade 7. Head engineer.....	1	\$7,500	1	\$7,500	1	\$7,500
Grade 6. Principal engineer.....	1	5,600	1	5,600	1	5,600
Grade 5. Senior engineer.....	4	4,800	4	4,800	4	4,800
Grade 4. Engineer.....	1	3,800	1	3,800	1	3,800
Grade 3. Associate engineer.....	2	3,350	2	3,350	3	3,377
Grade 2. Assistant engineer.....	10	2,780	10	2,780	10	2,789
Subprofessional service:						
Grade 8. Chief engineering inspector.....	1	2,600	1	2,600		
Grade 7. Principal engineering inspector.....	3	2,566	3	2,566	4	2,575
Grade 6. Senior engineering inspector.....	3	2,100	3	2,100	4	2,200
Senior engineering field aid.....	4	2,125	4	2,125	4	2,125
Grade 5. Engineering draftsman.....	1	1,800	1	1,800	1	1,800
Engineering inspector.....	2	1,920	2	1,920	2	1,920
Grade 4. Assistant engineering field aid.....	4	1,710	4	1,710	4	1,710
Assistant engineering scientific aid.....					1	1,740
Grade 3. Junior engineering draftsman.....	1	1,440	1	1,440	1	1,440
Grade 2. Apprentice engineering aid.....	3	1,280	3	1,280	3	1,280
Clerical, administrative, and fiscal service:						
Grade 7. Junior administrative assistant.....	1	2,700	1	2,700		
Grade 5. Senior clerk.....	1	2,000	1	2,000	1	2,000
Grade 4. Clerk.....	2	1,920	2	1,920	2	1,920
Grade 3. Assistant clerk.....	4	1,695	4	1,695	4	1,695
Grade 2. Junior clerk.....	5	1,488	5	1,500	6	1,520
Grade 1. Under clerk.....					1	1,260
Custodial service:						
Grade 8. Principal mechanic.....					1	2,500
Grade 7. Senior mechanic.....	18	1,920	18	1,920	23	1,928
Grade 5. Junior mechanic.....	1	1,680	1	1,680	2	1,650
Grade 4. Under mechanic.....	1	1,380	1	1,380	1	1,380
Grade 3. Guard.....	2	1,290	2	1,290	3	1,320
Messenger.....	3	1,360	3	1,360	3	1,360
Grade 2. Junior laborer.....					1	1,200
Total permanent, departmental.....	79	179,500	79	180,558	93	204,890
Deduct legislative reductions.....		17,950		27,083		19,000
01 Personal services (net).....		161,550		153,475		185,890
OTHER OBLIGATIONS						
Salaries, engineering, testing, and inspectors.....		160,000		170,000		138,534
Wages, day labor.....		430,000		435,000		60,062
Contract work, material and labor incidental thereto.....		715,000		946,040		1,341,221
Construction material.....		105,000		150,000		79,410
Catch basins and sewers.....		50,000		120,000		120,408
Calvert Street bridge construction.....		675,000		575,000		
Total.....						1,739,635
Balance (contract).....						124,065
Total other obligations.....		2,135,000		2,396,040		1,863,700
Grand total obligations.....		2,296,550		2,549,515		2,049,590
Transferred to "Garfield Hospital, District of Columbia, isolating wards".....						+3,375
Deduct amount allotted from gasoline tax fund surplus.....				1,158,640		
Net total obligations.....		2,296,550		1,390,875		2,052,965
Estimated savings and unobligated balances.....				1,525		28,445
Total estimate or appropriation.....		2,296,550		1,392,400		2,081,410
Repairs to streets						
Salaries, contract work.....						2,730
Wages, day-labor jobs.....						293,715
Contract work, material and labor incidental thereto.....						469,595
Construction material (day-labor jobs).....						124,187
Catch basins.....						6,599
Purchase road machinery.....						6,187
Balance (contract).....						903,013
Total.....						54,487
Widening Constitution Avenue						
Personal services.....						229
Labor and material.....						5,630
Contract.....						40,983
Catch basins.....						3,627
Sewer construction.....						6,879
Adjustment of water mains.....						4,096
Balance.....						61,444
Total.....						3,566
						65,000

¹ Includes \$155,000, "Salaries, Highway Department."

² Includes \$217,710 "Salaries, Highway Department."

Gasoline Tax Road and Street Improvements, District of Columbia—Continued.

By objects	Obligations		
	Estimate, 1935	Estimate, 1934	Actual, 1933
OTHER OBLIGATIONS—continued			
<i>Bridges, construction and repair</i>			
Personal services:			
Salaries.....			\$25,619
Wages.....			37,636
Major repairs.....			14,252
Construction material.....			9,956
Balance.....			87,463
Total.....			87,500
<i>Calvert Street Bridge</i>			
Preparation of studies, plans, and investigations of foundation conditions for a bridge to replace the Calvert Street Bridge over Rock Creek.....			37,926
Balance.....			2,074
Total.....			40,000

MISCELLANEOUS ROAD AND STREET IMPROVEMENTS AND REPAIRS**Street and Road Improvement and Repair, District of Columbia—**

For assessment and permit work, paving of roadways under the permit system, and construction and repair of sidewalks and curbs around public reservations and municipal and United States buildings, including purchase or condemnation of streets, roads, and alleys, and of areas less than two hundred and fifty square feet at the intersection of streets, avenues, or roads in the District of Columbia, to be selected by the Commissioners, and including maintenance of nonpassenger-carrying motor vehicles, \$150,000 (*act June 16, 1933, 48 Stat., p. 228*).

Estimate 1935, **\$150,000**Appropriated 1934, **\$150,000**

By objects	Obligations		
	Estimate, 1935	Estimate, 1934	Actual, 1933
Salaries, contract, engineering, and inspection.....	\$3,000	\$3,000	\$4,450
Pay rolls (day labor jobs).....	3,000	3,000	5,227
Contract work, material, and labor incidental thereto.....	116,800	116,800	207,677
Moving trees.....	200	200	296
Construction material (day labor jobs).....	2,000	2,000	3,016
Paving roadways.....	12,000	12,000	9,716
Sidewalks and curbs around public reservations, etc.....	10,000	10,000	19,483
Condemnation.....	3,000	3,000	
Total.....			249,865
Balance (obligated).....			135
	150,000	150,000	250,000
Condemnation costs.....			4,310
Balance.....			690
Total.....			5,000

Extension, etc., of Streets and Avenues, District of Columbia—

To carry out the provisions of existing law which authorize the Commissioners of the District of Columbia to open, extend, straighten, or widen any street, avenue, road, or highway, except Fourteenth Street extension beyond the southern boundary of Walter Reed Hospital Reservation, in accordance with the plan of the permanent system of highways for the District of Columbia, there is appropriated such sum as is necessary for said purpose, including the procurement of chains of title, during the fiscal year [1934] 1935, to be paid wholly out of the revenues of the District of Columbia: *Provided*, That this appropriation shall be available to carry out the provisions of existing law for the opening, extension, widening, or straightening of alleys and minor streets and for the establishment of building lines in the District of Columbia: *Provided further*, That the amount expended hereunder shall not exceed **\$25,000** \$50,000 (*act June 16, 1933, 48 Stat., p. 230*).

11724—33—40

The Commissioners of the District of Columbia are authorized and empowered, in their discretion, to fix or alter the respective widths of sidewalks and roadways (including tree spaces and parking) of all highways that may be improved under appropriations contained in this Act.

No part of any appropriation contained in this Act shall be available for repairing, resurfacing, or newly paving any street, avenue, or roadway by private contract unless the specifications for such work shall be so prepared as to permit of fair and open competition in paving material as well as in price.

In addition to the provision of existing law requiring contractors to keep new pavements in repair for a period of one year from the date of the completion of the work, the Commissioners of the District of Columbia shall further require that where repairs are necessary during the four years following the said one-year period, due to inferior work or defective materials, such repairs shall be made at the expense of the contractor, and the bond furnished by the contractor shall be liable for such expense.

No part of the appropriations contained in this Act shall be used for the operation of a testing laboratory of the highways department for making tests of materials in connection with any activity of the District government (*act June 16, 1933, 48 Stat., p. 230*).

BRIDGES AND WHARVES**Benning Bridge over Anacostia River, District of Columbia—**

Benning Bridge over the Anacostia River: For completing the construction of a bridge to replace the bridge and trestle in line of Benning Road over the Anacostia River in accordance with the provisions and conditions contained in the District of Columbia Appropriation Act for the fiscal year 1933, **\$148,500** (*act June 16, 1933, 48 Stat., p. 231*).

Appropriated 1934, **\$148,500**

By objects	Obligations		
	Estimate, 1935	Estimate, 1934	Actual, 1933
Personal services.....		\$10,000	\$7,237
Labor and material.....		4,000	8,413
Contract work.....		134,500	133,068
Total.....			148,718
Balance.....			151,282
Total estimate or appropriation.....		148,500	300,000

Repair and Maintenance of Wharves, District of Columbia—

For reconstruction, where necessary, and for maintenance and repair of wharves under the control of the Commissioners of the District of Columbia, in the Washington Channel of the Potomac River, \$5,000 (*act June 16, 1933, 48 Stat., p. 231*).

Estimate 1935, **\$5,000**Appropriated 1934, **\$5,000**

By objects	Obligations		
	Estimate, 1935	Estimate, 1934	Actual, 1933
Contract.....	\$2,000	\$2,000	\$5,098
Labor.....	2,000	2,000	849
Material.....	1,000	1,000	961
Total obligations.....	5,000	5,000	6,908
Unobligated balance.....			92
Total estimate or appropriation.....	5,000	5,000	7,000

TREES AND PARKINGS**Trees and Parkings, District of Columbia—**

For personal services, **\$22,000** \$23,940 (*act June 16, 1933, 48 Stat., p. 231*).

Estimate 1935, **\$23,940**Appropriated 1934, **\$22,000**

By objects	Obligations					
	Estimate, 1935		Estimate, 1934		Actual, 1933	
PERSONAL SERVICES, DEPARTMENTAL	Posi-	Av.	Posi-	Av.	Posi-	Av.
	tions	salary	tions	salary	tions	salary
Professional service:						
Grade 5. Superintendent.....	1	\$5,200	1	\$5,200	1	\$5,200
Grade 3. Assistant superintendent.....	1	3,200	1	3,200	1	3,200

Trees and Parkings, District of Columbia—Continued.

By objects	Obligations					
	Estimate, 1935		Estimate, 1934		Actual, 1933	
	Posi- tions	Av. salary	Posi- tions	Av. salary	Posi- tions	Av. salary
PERSONAL SERVICES, DEPARTMENTAL—CON.						
Subprofessional service:						
Grade 5. Senior foreman gardener (inspector).....	1	\$1,920	1	\$1,920	1	\$1,920
Grade 4. Head gardener (foreman).....	2	1,740	2	1,740	3	1,740
Head gardener (foreman).....	4	1,620	4	1,620	4	1,620
Clerical, administrative, and fiscal service:						
Grade 5. Senior clerk (chief clerk).....	1	2,000	1	2,000	1	2,000
Grade 3. Clerk.....	1	1,620	1	1,620	1	1,620
Grade 2. Junior clerk stenographer.....	1	1,440	1	1,440	1	1,440
Junior clerk.....	1	1,440	1	1,440	1	1,440
Total permanent, departmental.....	13	26,780	13	26,780	14	28,520
Deduct lapses and administrative furlough.....				718		
Deduct for house.....		180		180		180
Net permanent, departmental.....		26,600		25,882		28,340
Deduct legislative reductions.....		2,660		3,882		2,916
01 Personal services (net).....		23,940		22,000		25,424
Estimated savings and unobligated balances.....						3,056
Total estimate or appropriation.....		23,940		22,000		28,480

For contingent expenses, including laborers, trimmers, nurserymen, repairmen, teamsters, hire of carts, wagons, or motor trucks, trees, tree boxes, tree stakes, tree straps, tree labels, planting and care of trees and tree spaces on city and suburban streets, [care of trees, tree spaces,] purchase and maintenance of nonpassenger-carrying motor vehicles, and miscellaneous items, [\$84,000] \$91,600 (act June 16, 1933, 48 Stat., p. 231).

Estimate 1935, \$91,600

Appropriated 1934, \$84,000

By objects	Obligations					
	Estimate, 1935		Estimate, 1934		Actual, 1933	
	No.	Per diem	No.	Per diem	No.	Per diem
PERSONAL SERVICES						
Wages:						
Light truck driver.....	11	\$4.08- 4.72	11	\$4.08- 4.72	12	\$4.08- 4.72
Minor mechanic.....	1	5.28	1	5.28	1	5.28
Skilled laborer.....	4	4.24	4	4.24	3	4.24
Watchman.....	2	3.44	2	3.44	2	3.44
Miscellaneous and temporary labor.....		3.60- 4.24				
01 Personal services (net).....		84,000		84,000		96,029
OTHER OBLIGATIONS						
Horse hire (single horse and driver).....		200		250		65
Hired motor trucks.....		3,800		3,000		4,061
Equipment and materials.....		12,000		8,750		13,309
Miscellaneous work performed by this department, reimbursement being secured by repayment from other appropriations and deposits (labor and hired trucks, etc.).....						6,058
Total other obligations.....		16,000		12,000		23,493
Grand total obligations.....		100,000		96,000		119,522
Deduct legislative reductions.....		8,400		12,000		10,747
Deduct repayments for miscellaneous work performed by this department, repayment being secured from other appropriations and whole cost deposits (labor, trucks, material, overhead).....						7,873
Net total obligations.....		91,600		84,000		100,902
Estimated savings and unobligated balance.....						11,598
Total estimate or appropriation.....		91,600		84,000		112,500

National Industrial Recovery, District of Columbia, Department of Highways—

By objects	Obligations		
	Estimate, 1935	Estimate, 1934	Actual, 1933
Force account: Preparation of plans, specifications, preliminary surveys, and foundation tests, etc.....		\$378,955	
Contract construction.....		1,539,461	
Total.....		1,918,416	
Received from Federal Emergency Administrator of Public Works.....		-1,918,416	

National Industrial Recovery, District of Columbia, Department of Highways—Continued.

By activities and projects	Obligations		
	Estimate, 1935	Estimate, 1934	Actual, 1933
NRM-1. E Street NW., 15th Street to West Executive Avenue.....		\$55,918.40	
NRM-2. Constitution Avenue NW., 14th Street to Pennsylvania Avenue.....		212,432.66	
NRS-3. New Hampshire Avenue NE., North Capitol to D.C. Line (including Viaduct).....		201,778.67	
NRS-4. Conduit Road NW., Canal Road to Reservoir Road.....		90,469.84	
NRS-5. Conduit Road NW., Reservoir Road to D.C. Line.....		245,145.45	
NRM-6. 16th Street NW., Columbia Road to Tiger Bridge.....		113,402.25	
NRM-7. P Street Bridge across Rock Creek.....		250,164.00	
NRS-8. Reservoir Road NW., Foxhall Road to Conduit Road.....		53,553.00	
NRS-9. Michigan Avenue NW., North Capitol Street to Columbia Road.....		116,956.47	
NRM-10. Benning Road NE., Kingman Lake to Kenilworth Avenue.....		30,612.00	
NRM-11. Good Hope Road SE., Nichols Avenue to Naylor Road.....		126,264.20	
NRM-13. 14th Street NW. and SW., Water Street to Constitution Avenue.....		101,271.45	
NRS-14. 13th Street NW., Massachusetts Avenue to Logan Circle.....		97,494.65	
NRM-16. Benning Road NE., Minnesota Avenue to Central Avenue.....		79,959.34	
NRS-17. Foxhall Road NW., Reservoir Road to Nebraska Avenue.....		62,897.00	
NRS-18. River Road NW., Wisconsin Avenue to D.C. Line.....		80,096.62	
Total.....		1,918,416.00	

Total, street and road improvement and repair, District of Columbia:

Estimate 1935, \$2,567,090

Appropriated 1934, \$1,801,900

* Excludes \$1,500,000 available from gasoline tax fund surplus.

SEWERS

Sewers, District of Columbia—

Salaries, sewer department: For personal services, [\$160,000] \$169,398 (act June 16, 1933, 48 Stat., p. 231).

Est. 1935, \$169,398

App. 1934, \$160,000

By objects	Obligations					
	Estimate, 1935		Estimate, 1934		Actual, 1933	
	Posi- tions	Av. salary	Posi- tions	Av. salary	Posi- tions	Av. salary
PERSONAL SERVICES, DEPARTMENTAL						
Professional service:						
Grade 7. Head engineer (director of sanitary engineering).....	1	\$7,500	1	\$7,500	1	\$7,500
Grade 5. Engineer (engineer of sewers).....	1	5,000	1	5,000	1	5,000
Grade 4. Engineer.....	1	4,000	1	4,000	1	4,000
Grade 3. Associate engineer.....	3	3,333	3	3,333	3	3,333
Grade 2. Assistant engineer.....	7	2,800	7	2,800	7	2,800
Subprofessional service:						
Grade 8. Chief engineering draftsman.....	1	2,600	1	2,600	1	2,600
Chief engineering inspector.....	1	2,600	1	2,600	1	2,600
Grade 6. Senior engineering draftsman.....	10	2,150	10	2,170	10	2,190
Senior engineering draftsman.....	1	2,000	1	2,000	1	2,000
Grade 5. Engineering draftsman.....	3	1,820	3	1,820	3	1,820
Senior engineering aid.....	2	1,890	2	1,890	2	1,890
Grade 4. Assistant engineering field aid.....	5	1,668	5	1,668	5	1,668
Grade 3. Junior engineering draftsman.....	5	1,476	5	1,476	5	1,476
Grade 2. Apprentice engineering field aid.....	5	1,260	5	1,260	5	1,260
Clerical, administrative, and fiscal service:						
Grade 7. Junior administrative assistant.....	1	2,900	1	2,900	1	2,900
Grade 5. Senior clerk.....	1	2,200	1	2,200	1	2,300
Grade 4. Office draftsman.....	1	2,100	1	2,100	1	2,100
Clerk.....	2	1,800	2	1,800	3	1,820
Grade 3. Assistant clerk.....	5	1,692	5	1,692	4	1,710
Grade 2. Junior clerk.....	8	1,537	8	1,537	8	1,537
Grade 1. Underclerk.....	1	1,260	1	1,260	1	1,260
Custodial service:						
Grade 10. Chief mechanical superintendent.....	2	2,600	2	2,750	2	2,750
Grade 8. Principal mechanic.....	1	2,300	1	2,300	1	2,300
Grade 7. Senior mechanic.....	6	2,004	7	2,009	9	1,989
Grade 6. Mechanic.....	3	1,800	3	1,800	3	1,860
Grade 5. Foreman of laborers.....	3	1,680	3	1,680	5	1,658
Grade 4. Undermechanic.....	6	1,490	4	1,490	6	1,500
Grade 3. Minor mechanic.....	6	1,320	6	1,320	6	1,320
Messenger.....	2	1,260	2	1,260	2	1,260
Total permanent, departmental.....	94	188,220	95	190,760	99	198,596

Sewers, District of Columbia—Continued.

By objects	Obligations		
	Estimate, 1935	Estimate, 1934	Actual, 1933
PERSONAL SERVICE, DEPARTMENTAL—CON.			
Deduct lapses and administrative furloughs.....		\$2, 146	\$1, 580
Net permanent, departmental.....	\$188, 220	188, 614	197, 016
Deduct legislative reductions.....	18, 822	28, 614	19, 982
01 Personal services (net).....	169, 398	160, 000	177, 034
Estimated savings and unobligated balance.....			21, 586
Total estimate or appropriation.....	169, 398	160, 000	198, 620

For cleaning and repairing sewers and basins [including the replacement of the following motor trucks: One at not to exceed \$650; one at not to exceed \$750; one at not to exceed \$2,000]; for operation and maintenance of the sewage pumping service, including repairs to boilers, machinery, and pumping stations, and employment of mechanics and laborers, purchase of coal, oil, waste, and other supplies; and for the maintenance of nonpassenger-carrying motor vehicle used in this work, **[\$195,000] \$200,411** (act June 16, 1933, 48 Stat., p. 231).

Est. 1935, \$200,411

App. 1934, \$195,000

By objects	Obligations		
	Estimate, 1935	Estimate, 1934	Actual, 1933
PERSONAL SERVICES			
Wages, per diem:	Number	Number	Number
Carpenters, \$6.64-\$7.60.....	2	2	2
Calker, \$5.92.....	1	1	1
Machinist, \$6.88.....	2	2	2
Blacksmith, \$7.60.....	1	1	1
Auto mechanic, \$6.08.....	1	1	1
First class steam engineer, \$7.60.....			1
Steamfitter, \$6.64-\$7.60.....	2	2	2
Painter, \$6.64-\$7.60.....	2	2	2
Electrician, \$6.64-\$7.60.....	2	2	2
Pilot, \$5.28.....	1	1	1
Gardener, \$5.76.....	1	1	1
Storekeeper, \$5.44.....	1	1	1
Trade helper, \$4.64-\$5.28.....	9	9	8
Bricklayer, \$6.64-\$7.60.....	12	12	12
Heavy truck driver, \$4.72-\$5.36.....	7	7	8
Light truck driver, \$4.08-\$4.72.....	11	11	13
Auto driver, \$3.76-\$4.40.....	4	4	4
Labor subforeman, \$5.20.....	8	8	3
Skilled laborer, \$4.24-\$4.88.....	34	34	37
Laborer, \$3.60-\$4.24.....	30	30	35
Watchman, \$3.12.....	1	1	1
Plumber, \$6.64.....	1	1	1
Compressor operator, \$5.28.....	1	1	1
Total number of positions.....	124	124	130
Total wages.....	\$165, 888	\$165, 888	\$171, 002
Deduct legislative reduction.....	16, 589	24, 883	19, 667
01 Personal services (net).....	149, 299	141, 005	151, 335
OTHER OBLIGATIONS			
Supplies, tools, equipment and materials.....	50, 737	53, 667	70, 484
Allotted purchasing officer for handling construction material.....	375	328	521
Total other obligations.....	51, 112	53, 995	71, 005
Grand total obligations.....	200, 411	195, 000	222, 340
Transferred to "Maintenance, District of Columbia public convenience stations," 1933.....			+549
Net total obligations.....	200, 411	195, 000	222, 889
Estimated savings and unobligated balance.....			25, 111
Total estimate or appropriation.....	200, 411	195, 000	248, 000
BY ACTIVITIES OR PROJECTS			
1. Personal services.....	149, 299	141, 005	151, 335
2. Coal.....	22, 000	18, 000	26, 293
3. Oils and waste.....	700	900	760
4. Construction material.....	4, 000	4, 000	3, 200
5. Repaving.....	2, 000	2, 000	1, 842
6. Exchange of motor vehicles.....		3, 400	6, 340
7. Supplies, tools, and equipment.....	22, 037	25, 367	32, 049
8. Allotted Purchasing Officer, D.C.....	375	328	521
Total.....	200, 411	195, 000	222, 340

1 Part time.

For main and pipe sewers and receiving basins, **[\$100,000] \$95,491** (act June 16, 1933, 48 Stat., p. 231).

Est. 1935, \$95,491

App. 1934, \$100,000

By objects	Obligations		
	Estimate, 1935	Estimate, 1934	Actual, 1933
PERSONAL SERVICES			
Salaries, per annum:	Number	Number	Number
Inspector, at \$2,000.....	1 8	1 8	1 11
Wages, per diem:			
Skilled laborer, \$4.24-\$4.88.....	12	12	12
Heavy-truck driver, \$4.72-\$5.36.....	2	2	4
Light-truck driver, \$4.08-\$4.72.....	2	2	2
Bricklayer, \$7.12.....	1	1	1
Pipelayer, \$4.64-\$5.28.....	3	3	3
Laborer, \$3.60-\$4.24.....	12	12	48
Watchman, \$3.12-\$3.76.....	2	2	2
Compressor operator, \$5.28.....	2	2	2
Material checker, \$3.84.....	1	1	2
Cement finisher, \$4.72.....	1	1	1
Labor foreman, \$6.16.....	2	2	0
Labor subforeman, \$5.20.....	2	2	2
Total number of positions.....	50	50	90
Total salaries and wages.....	\$45, 090	\$45, 089	\$67, 134
Deduct legislative reduction.....	4, 509	6, 763	7, 671
01 Personal services (net).....	40, 581	38, 326	59, 463
OTHER OBLIGATIONS			
Contract construction work.....	40, 000	46, 870	128, 451
Supplies, tools, material, and repaving.....	13, 610	13, 699	13, 634
Allotted purchasing officer for handling material.....	1, 300	1, 105	781
Total other obligations.....	54, 910	61, 674	142, 866
Grand total obligations.....	95, 491	100, 000	202, 329
Estimated savings and unobligated balance.....			7, 671
Total estimate or appropriation.....	95, 491	100, 000	210, 000
BY ACTIVITIES OR PROJECTS			
1. Personal services.....	40, 581	38, 326	59, 463
2. Day-labor construction material.....	7, 500	7, 500	6, 149
3. Day-labor repaving.....	3, 610	3, 699	4, 245
4. Supplies, tools, and equipment.....	2, 500	2, 500	3, 240
5. Allotted District of Columbia purchasing office.....	1, 300	1, 105	781
6. Contract work.....	40, 000	46, 870	128, 451
Total.....	95, 491	100, 000	202, 329

1 Part time.

For suburban sewers, including the maintenance of nonpassenger-carrying motor vehicles used in this work, and the replacement of the following motor trucks: **Three at not to exceed \$650 each; one at not to exceed \$3,500; \$175,000] Two at not to exceed \$4,000 each; one at not to exceed \$2,500, \$168,346** (same act).

Est. 1935, \$168,346

App. 1934, \$175,000

By objects	Obligations		
	Estimate, 1935	Estimate, 1934	Actual, 1933
PERSONAL SERVICES			
Salaries, per annum:	Number	Number	Number
Inspector, at \$2,000.....	1 8	1 8	1 11
Wages, per diem:			
Auto mechanic, \$5.28.....	1	1	1
Welder, \$5.28.....	1	1	1
Skilled laborer, \$4.24-\$4.88.....	17	17	17
Heavy truck driver, \$4.72-\$5.36.....	2	2	2
Light truck driver, \$4.08-\$4.72.....	7	7	7
Auto driver, \$3.72-\$4.40.....	8	8	8
Bricklayer, \$7.36.....	1	1	1
Pipe layer, \$4.64-\$5.28.....	3	3	3
Laborer, \$3.60-\$4.24.....	25	25	76
Watchman, \$3.12-\$3.76.....	2	2	2
Compressor operator, \$5.28.....	2	2	2
Material checker, \$3.84.....	2	2	2
Labor subforeman, \$5.20.....	2	2	2
Plumber, \$6.64.....	1	1	1
Total number of positions.....	82	82	136
Total salaries and wages.....	\$66, 541	\$66, 542	\$107, 058
Deduct legislative reductions.....	6, 654	9, 981	11, 644
01 Personal services (net).....	59, 887	56, 561	95, 414

1 Part time.

Sewers, District of Columbia—Continued.

By objects	Obligations		
	Estimate, 1935	Estimate, 1934	Actual, 1933
OTHER OBLIGATIONS			
Contract construction work.....	\$72,359	\$87,780	\$437,487
Supplies, tools, material, and repaving.....	33,500	28,450	63,371
Allotted purchasing office for handling material.....	2,600	2,209	2,084
Total other obligations.....	108,459	118,439	502,942
Grand total obligations.....	168,346	175,000	598,356
Estimated savings and unobligated balance.....			11,644
Total estimate or appropriation.....	168,346	175,000	610,000
BY ACTIVITIES OR PROJECTS			
1. Personal services.....	59,887	56,561	95,414
2. Day labor construction material.....	8,000	8,000	22,388
3. Day labor repaving.....	5,000	5,000	15,000
4. Supplies, tools, and equipment.....	10,000	10,000	24,183
5. Exchange of motor vehicles.....	10,500	5,450	1,800
6. Allotted to Purchasing Officer.....	2,600	2,209	2,084
7. Contract construction.....	72,359	87,780	437,487
Total.....	168,346	175,000	598,356

For assessment and permit work, sewers, including not to exceed \$1,000 for purchase or condemnation of rights of way for construction, maintenance, and repair of public sewers, **[\$75,000]** \$20,094, together with the unexpended balance of the appropriation for this purpose, contained in the District of Columbia Appropriation Act for the fiscal year 1933 (same act).

Est. 1935, \$20,094

App. 1934, \$75,000

By objects	Obligations		
	Estimate, 1935	Estimate, 1934	Actual, 1933
PERSONAL SERVICES			
Salaries, per annum:	Number	Number	Number
Inspector, at \$2,000.....	18	18	111
Wages, per diem:			
Skilled laborers, \$4.24-\$4.88.....	11	11	11
Heavy truck driver, \$4.88.....	1	1	1
Light truck driver, \$4.40.....	1	1	1
Pipe layer, \$4.80.....	2	2	2
Bricklayer, \$6.64.....	1	1	1
Compressor operator, \$5.28.....	1	1	1
Material checker, \$3.84.....	1	1	1
Laborer, \$3.60-\$4.24.....	16	16	38
Watchman, \$3.12.....	1	1	1
Labor subforeman, \$5.20.....	1	1	1
Total number of positions.....	44	44	69
Total salaries and wages.....	\$49,058	\$49,058	\$72,350
Deduct legislative reduction.....	4,906	7,359	7,406
01 Personal services (net).....	44,152	41,699	64,944
OTHER OBLIGATIONS			
Contract construction work.....	57,986	15,500	53,230
Supplies, tools, materials, and repaving.....	15,916	15,917	25,139
Purchase or condemnation of rights-of-way.....	1,000	1,000	
Allotted purchasing officer for handling material.....	1,040	884	1,823
Total other obligations.....	75,942	33,301	80,192
Grand total obligations.....	120,094	75,000	145,136
1933 appropriation to be obligated in 1935.....	-100,000		+125,000
1932 appropriation obligated in 1933.....			-87,542
Net total obligations.....	20,094	75,000	182,594
Estimated savings and unobligated balance.....			42,406
Total estimate or appropriation.....	20,094	75,000	225,000
BY ACTIVITIES OR PROJECTS			
1. Personal services.....	44,152	41,699	64,944
2. Day labor construction material.....	10,000	10,000	17,522
3. Day labor repaving.....	3,500	3,500	3,600
4. Supplies, tools, and equipment.....	2,416	2,417	4,017
5. Allotted to purchasing officer.....	1,040	884	1,823
6. Purchase or condemnation of rights-of-way.....	1,000	1,000	
7. Contract construction.....	57,986	15,500	53,230
Total.....	120,094	75,000	145,136

1 Part time.

National Industrial Recovery, District of Columbia, Sewer Division—

By objects	Obligations		
	Estimate, 1935	Estimate, 1934	Actual, 1933
Force account: Preparation of plans, specifications, preliminary surveys, and foundation tests.....		\$51,400	
Contract construction.....		1,708,100	
Total.....		1,759,500	
BY ACTIVITIES OR PROJECTS			
1. Northeast boundary sewer.....		853,000	
2. Piney Branch relief.....		400,000	
3. Outfall sewer extension.....		220,500	
4. Upper Potomac interceptor.....		15,000	
5. Anacostia main interceptor with pumping station.....		231,000	
6. Board of Sanitary Engineers.....		40,000	
Total.....		1,759,500	
Received by transfer from Federal Emergency Administration of Public Works.....		-1,759,500	

Total, sewers, District of Columbia:

Estimate 1935, \$653,740

Appropriated 1934, \$705,000

COLLECTION AND DISPOSAL OF REFUSE

Collection and Disposal of Refuse, District of Columbia—

For personal services **[\$120,000]** \$126,900 (act June 16, 1933, 48 Stat., p. 231).

Est. 1935, \$126,900

App. 1934, \$120,000

By objects	Obligations					
	Estimate, 1935		Estimate, 1934		Actual, 1933	
PERSONAL SERVICES, DEPARTMENTAL	Posi- tions	Av. salary	Posi- tions	Av. salary	Posi- tions	Av. salary
Professional service:						
Grade 6. Senior engineer.....	1	\$6,000	1	\$6,000	1	\$6,000
Grade 5. Engineer.....	2	5,000	2	5,000	2	5,000
Grade 4. Veterinarian.....	1	2,850	1	2,850	1	2,850
Subprofessional service:						
Grade 8. Chief engineering inspector.....	1	3,000	1,	3,000	1	3,000
Chief engineering inspector.....	1	2,800	1	2,800	1	2,800
Clerical, administrative, and fiscal service:						
Grade 9. Manager.....	1	3,200	1	3,200	1	3,200
Grade 7. Junior administrative assistant.....	1	2,900	1	2,900	1	2,900
Grade 6. Principal clerk.....	1	2,700	1	2,700	1	2,700
Principal clerk.....	1	2,600	1	2,600	1	2,600
Grade 5. Senior clerk.....	1	2,100	1	2,100	1	2,100
Grade 4. Clerk-stenographer.....	1	1,980	1	1,980	1	1,980
Clerk-accountant.....	1	1,920	1	1,920	1	1,920
Grade 3. Assistant clerk.....	1	1,800	1	1,800	1	1,800
Grade 2. Junior clerk.....	3	1,680	3	1,680	3	1,680
Junior clerk.....	1	1,620	1	1,620	1	1,620
Junior clerk.....	1	1,500	2	1,500	2	1,500
Junior clerk.....	2	1,440	1	1,440	1	1,440
Under clerk.....	1	1,260	1	1,260	2	1,260
Custodial service:						
Grade 10. Chief mechanical superin- tendent.....	1	2,700	1	2,700	1	2,700
Grade 9. Assistant mechanical superin- tendent.....	2	2,600	2	2,600	2	2,600
Assistant mechanical superintendent.....	1	2,300	1	2,300	1	2,300
Grade 8. Principal mechanic.....	1	2,400	1	2,400	1	2,400
Principal mechanic.....	1	2,200	1	2,200	1	2,200
Grade 7. Senior mechanic.....			1	2,100	1	2,100
Senior mechanic.....	1	1,860	1	1,860	1	1,860
Grade 6. General foreman of laborers.....	2	1,920	2	1,920	2	1,920
General foreman of laborers.....	5	1,860	5	1,860	5	1,860
General foreman of laborers.....	13	1,800	13	1,800	13	1,800
General foreman of laborers.....	3	1,740	3	1,740	4	1,740
General foreman of laborers.....	13	1,680	14	1,680	15	1,680
Grade 3. Messenger.....	1	1,380	1	1,380	1	1,380
Messenger.....	1	1,200	1	1,200	1	1,200
Senior laborer.....	2	1,200	2	1,200	2	1,200
Total permanent, departmental.....	69	141,390	71	145,230	74	150,910
Deduct lapses and administrative furloughs.....		30		3,239		5,662
Net permanent, departmental.....	69	141,360	71	141,991	74	145,248
Deduct allowance for houses, at \$180 each.....	2	360	3	540	3	540
All personal services, departmental.....		141,000		141,451		144,708
Deduct legislative reductions.....		14,100		21,451		14,515
01 Personal services (net).....		126,900		120,000		130,193
Received by transfer from "Collection and disposal of refuse, District of Columbia, 1933, city refuse".....						-1,090
Net total obligations.....		126,900		120,000		129,103
Estimated savings and unobligated bal- ances.....						19,417
Total estimate or appropriation.....		126,900		120,000		148,520

For dust prevention, sweeping, and cleaning streets, avenues, alleys, and suburban streets, under the immediate direction of the Commissioners, and for cleaning snow and ice from streets, sidewalks, crosswalks, and gutters in the discretion of the Commissioners, including services and purchase and maintenance of equipment, rent of storage rooms; maintenance and repair of stables; [hire and] maintenance of horses; [hire, purchase,] maintenance, and repair of wagons, harness, and other equipment; maintenance and repair of nonpassenger-carrying motor-propelled vehicles necessary in cleaning streets and purchase of motor-propelled street-cleaning equipment; and necessary incidental expenses, **[\$375,000] \$393,800 (same act).**

Est. 1935, \$393,800

App. 1934, \$375,000

By objects	Obligations		
	Estimate, 1935	Estimate, 1934	Actual, 1933
Wages.....	\$382,000	\$382,000	\$417,497
Allotment to Surface Division (oiling).....	5,000	10,000	15,000
Rent of storage rooms.....	2,141	2,141	2,334
Repair materials and supplies.....			1,317
Forage.....			3,190
Equipment.....	6,000	1,500	6,177
Miscellaneous expenses.....	36,859	36,359	70,959
Snow and ice removal.....			38,631
Total.....	432,000	432,000	555,105
Deduct legislative reductions.....	38,200	57,000	48,000
Received by transfer from "Collection and disposal of refuse, District of Columbia, 1933, city refuse".....	393,800	375,000	507,105
Net total obligations.....	393,800	375,000	481,105
Estimated savings and unobligated balances.....			68,895
Total estimate or appropriation.....	393,800	375,000	550,000

To enable the Commissioners to carry out the provisions of existing law governing the collection and disposal of garbage, dead animals, night soil, and miscellaneous refuse and ashes in the District of Columbia, including inspection; fencing of public and private property designated by the Commissioners as public dumps; and incidental expenses, **[\$800,000, including not to exceed \$14,000 for repair and improvement of the garbage-reduction plant] \$832,400: Provided,** That any proceeds received from the disposal of city refuse or garbage shall be paid into the Treasury of the United States to the credit of the United States and the District of Columbia in the manner provided by law: *Provided further,* That this appropriation shall not be available for collecting ashes or miscellaneous refuse from hotels and places of business or from apartment houses of four or more apartments in which the landlord furnishes heat to tenants (*act June 16, 1933, 48 Stat., pp. 231-232*).

Est. 1935, \$832,400

App. 1934, \$800,000

By objects	Obligations		
	Estimate, 1935	Estimate, 1934	Actual, 1933
Wages.....	\$676,000	\$676,000	\$621,589
Contract (night soil).....	13,725	13,725	13,725
Rent.....	5,220	5,220	6,793
Coal.....	19,275	19,275	19,582
Forage.....			12
Equipment.....	20,000	20,000	55,022
Repair materials and supplies.....	55,280	55,280	57,553
Miscellaneous expenses.....	69,000	69,000	71,312
Freight.....	27,500	27,500	27,500
Repairs to garbage reduction plant.....	14,000	14,000	25,000
Printing.....			100
Total.....	900,000	900,000	898,188
Deduct legislative reductions.....	67,600	100,000	77,253
Transferred to appropriation "Collection and disposal of refuse, District of Columbia, 1933, cleaning".....	832,400	800,000	820,935
Net total obligations.....	832,400	800,000	846,935
Estimated savings and unobligated balances.....			225,565
Total estimate or appropriation.....	832,400	800,000	1,072,500

No part of the funds appropriated in this Act shall be available for the operation of a high-temperature incinerator for the disposal of combustible refuse in the southeast section of the District of Columbia (*act June 16, 1933, 48 Stat., p. 232*).

Total, collection and disposal of refuse, District of Columbia:

Estimate 1935, **\$1,353,100**Appropriated 1934, **\$1,295,000**

PUBLIC PLAYGROUNDS

Playgrounds, District of Columbia—

For personal services, **[\$97,167] \$103,410: Provided,** That employments hereunder, except directors who shall be employed for twelve months, shall be distributed as to duration in accordance with corresponding employments provided for in the District of Columbia Appropriation Act for the fiscal year 1924 (*act June 16, 1933, 48 Stat., p. 232*).

Est. 1935, \$103,410

App. 1934, \$97,167

By objects	Obligations					
	Estimate, 1935		Estimate, 1934		Actual, 1933	
PERSONAL SERVICES, DEPARTMENTAL	Posi- tions	Av. salary	Posi- tions	Av. salary	Posi- tions	Av. salary
Subprofessional service:						
Grade 6. Director of girls' activities.....	1	\$2,300	1	\$2,300	1	\$2,300
Grade 4. Inspector.....	1	1,980	1	1,980		
Grade 3. Playground director.....	30	1,528	30	1,528	29	1,531
Grade 2. Assistant playground director (10 months).....	0.8	1,260	0.8	1,260	0.8	1,260
Assistant playground director (7 months).....	1.8	1,260	1.8	1,260	1.8	1,260
Assistant playground director (3 months).....	1	1,260	1	1,260	1	1,260
Grade 1. Playground assistant (7 months).....	1.2	1,020	1.2	1,020	2.3	1,020
Playground assistant (3 months).....	3.7	1,020	3.7	1,020	7.3	1,020
Playground assistant.....	0.5	1,020	0.5	1,020	1	1,000
Clerical, administrative, and fiscal service:						
Grade 12. Supervisor of playgrounds.....	1	4,600	1	4,600	1	4,600
Grade 8. Assistant supervisor.....	1	2,900	1	2,900	1	2,900
Grade 3. Senior stenographer.....	1	1,740	1	1,740	1	1,740
Grade 2. Junior stenographer.....	1	1,440	1	1,440	1	1,440
Junior Clerk.....	1	1,620	1	1,620	1	1,620
Custodial service:						
Grade 7. Inspector.....					1	1,980
Grade 3. General utility man (10 months).....	0.8	1,260	0.8	1,260	0.8	1,260
Watchman (caretaker).....	30	1,240	29.5	1,241	29	1,241
Lifeguard (4 months).....	2	1,200	2	1,200	2	1,200
Total permanent, departmental.....		114,900		114,314		116,867
Deduct legislative reductions.....		11,490		17,147		10,743
01 Personal services (net).....		103,410		97,167		106,124
Transferred from "Playgrounds, District of Columbia, 1934, maintenance and temporary services".....						-1,000
Net total obligations.....		103,410		97,167		105,124
Estimated savings and unobligated balance.....						10,816
Total estimate or appropriation.....		79.8 103,410		79.2 97,167		82 115,940

For general maintenance, repairs and improvements, equipment, supplies, incidental and contingent expenses of playgrounds, including labor, and maintenance [of one motor truck, \$30,000, of which \$5,000 shall be available for putting the Northeast Playground in condition for play purposes], and not to exceed \$500 for purchase and exchange, of one motor truck, **\$33,600 (same act).**

Est. 1935, \$33,600

App. 1934, \$30,000

By objects	Obligations		
	Estimate, 1935	Estimate, 1934	Actual, 1933
PERSONAL SERVICES			
Wages: Labor.....	\$14,000	\$17,058	\$19,530
Deduct legislative reductions.....	1,400	2,558	2,053
1 Personal services (net).....	12,600	14,500	17,477
OTHER OBLIGATIONS			
Truck hire.....	1,000	1,000	1,394
Materials.....	4,500	2,500	3,634
Equipment.....	1,500	1,500	1,274
Supplies.....	11,500	9,000	11,706
Repairs and plumbing.....	2,000	1,500	2,128
Purchase of motor truck.....	500		
Total other obligations.....	21,000	15,500	20,136
Grand total obligations.....	33,600	30,000	37,613
Estimated savings and unobligated balance.....			2,387
Total estimate or appropriation.....	33,600	30,000	40,000

For the maintenance and contingent expenses of keeping open during the summer months the public-school playgrounds, under the direction and supervision of the Commissioners; for special and temporary services, directors, assistants, and janitor service during the summer vacation, and, in the larger yards, daily after school hours during the school term, **[\$25,000] \$23,930 (same act).**

Est. 1935, \$23,930

App. 1934, \$25,000

Playgrounds, District of Columbia—Continued.

By objects	Obligations		
	Estimate, 1935	Estimate, 1934	Actual, 1933
PERSONAL SERVICES			
Directors, \$1,440 per annum.....	\$2,200	\$2,353	\$2,280
Assistants, \$1,020 per annum.....	20,000	22,353	21,697
Janitor, \$1 per diem.....	3,500	3,529	3,900
All personal services.....	25,700	28,235	27,877
Deduct legislative reductions.....	2,570	4,235	1,388
01 Personal services (net).....	23,130	24,000	26,489
OTHER OBLIGATIONS			
02 Supplies (athletic goods and industrial materials).....	800	1,000	1,024
Grand total obligations.....	23,930	25,000	27,513
Transferred to "Playgrounds, District of Columbia, 1933".....			+1,000
Net total obligations.....	23,930	25,000	28,513
Estimated savings and unobligated balance.....			1,487
Total estimate or appropriation.....	23,930	25,000	30,000

For supplies, repairs, maintenance, and necessary expenses of operating three swimming pools, **[\$2,568] \$2,740** (act June 16, 1933, 48 Stat., p. 232).

Est. 1935, \$2,740

App. 1934, \$2,568

By objects	Obligations		
	Estimate, 1935	Estimate, 1934	Actual, 1933
PERSONAL SERVICES			
Wages: Labor.....	\$2,600	\$2,551	\$2,630
Deduct legislative reductions.....	260	383	121
01 Personal services (net).....	2,340	2,168	2,509
OTHER OBLIGATIONS			
Supplies such as disinfectants, savogran, lye, soap, chloride of lime, brooms, brushes, etc.....	200	200	126
Repairs and upkeep, plumbing.....	200	200	159
Total other obligations.....	400	400	285
Grand total obligations.....	2,740	2,568	2,794
Estimated savings and unobligated balance.....			206
Total estimate or appropriation.....	2,740	2,568	3,000

Bathing pools: For superintendence, **[\$510] \$540**; for temporary services, supplies, and maintenance, **[\$3,500] \$3,703**; for repairs to buildings, pools, and upkeep of grounds, **[\$1,215] \$1,227** in all, **[\$5,225] \$5,470** (acts May 10, 1916, 39 Stat., p. 120, sec. 6; June 16, 1933, 48 Stat., p. 232).

Est. 1935, \$5,470

App. 1934, \$5,225

By objects	Obligations		
	Estimate, 1935	Estimate, 1934	Actual, 1933
Wages: Superintendent.....	\$600	\$600	\$600
Labor.....	4,700	4,825	4,850
Total personal services.....	5,300	5,425	5,450
Deduct legislative reduction.....	530	800	460
01 Personal services (net).....	4,770	4,625	4,990
OTHER OBLIGATIONS			
Construction materials and supplies.....	300	300	893
Repairs and plumbing.....	400	300	110
Total other obligations.....	700	600	1,003
Grand total obligations.....	5,470	5,225	5,993
Estimated savings and unobligated balance.....			887
Total estimate or appropriation.....	5,470	5,225	6,880

Total, playgrounds, District of Columbia:

Estimate 1935, **\$169,150**Appropriated 1934, **\$159,960**

ELECTRICAL DEPARTMENT

Electrical Department, District of Columbia—

For personal services, **[\$115,000] \$121,770** (act June 16, 1933, 48 Stat., p. 232).

Est. 1935, \$121,770

App. 1934, \$115,000

By objects	Obligations					
	Estimate, 1935		Estimate, 1934		Actual, 1933	
PERSONAL SERVICES, DEPARTMENTAL	Posi- tions	Av. salary	Posi- tions	Av. salary	Posi- tions	Av. salary
Professional service:						
Grade 5. Electrical engineer.....	1	\$4,600	1	\$4,600	1	\$4,600
Grade 3. Superintendent of street lighting.....	1	3,400	1	3,400	1	3,400
Superintendent of fire alarm.....	1	3,200	1	3,200	1	3,400
Subprofessional service:						
Grade 8. Supervisor of inspector.....	1	2,700	1	2,700	1	2,700
Assistant superintendent of fire alarm.....	1	2,600	1	2,600	1	2,600
Grade 7. Principal engineering inspector.....	1	2,400	1	2,400	1	2,400
Grade 6. Senior engineering inspectors.....	16	2,056	16	2,056	17	2,053
Senior engineering draftsman.....					1	2,000
Grade 5. Engineering draftsman.....	1	1,980	1	1,980	1	1,980
Engineering aide (inspector).....	1	1,920	1	1,920	1	1,920
Grade 4. Assistant engineering field aide.....	2	1,770	2	1,770	2	1,770
Grade 3. Junior engineering draftsman.....	2	1,500	2	1,500	3	1,480
Clerical, administrative, and fiscal service:						
Grade 5. Senior clerk (chief clerk).....	1	2,300	1	2,300	1	2,300
Grade 4. Head operator, office devices (fire alarm telegraph operator).....	7	1,870	7	1,870	7	1,877
Grade 3. Chief telephone operator.....	1	1,620	1	1,620	1	1,620
Assistant clerk.....	3	1,660	3	1,660	3	1,660
Senior stenographer.....	1	1,620	1	1,620	1	1,620
Grade 2. Telephone operator (assistant fire alarm operator).....	5	1,464	5	1,464	5	1,476
Senior typist.....	1	1,560	1	1,560	1	1,560
Junior stenographer.....	1	1,440	1	1,440	1	1,440
Junior clerk.....	6	1,460	6	1,460	6	1,460
Storekeeper.....					1	1,560
Grade 1. Telephone operator.....	15	1,344	15	1,344	15.4	1,350
Custodial service:						
Grade 7. Senior mechanic.....	2	1,980	2	1,980	2	1,980
Grade 6. Mechanic.....	1	1,800	1	1,800	1	1,800
Grade 4. Undermechanic.....	3	1,400	3	1,400	3	1,400
Grade 3. Messenger.....	1	1,380	1	1,380	2	1,350
Minor mechanic.....	1	1,320	1	1,320	1	1,320
Total permanent, departmental.....	77	137,740	77	137,740	83.4	147,339
Deduct lapses and administrative furloughs.....		2,440		2,079		7,825
Deduct legislative reductions.....		135,300		135,661		139,507
01 Personal services (net).....		13,530		20,661		14,249
Transferred to Hospital for the Insane, D.C., 1933, "Support".....		121,770		115,000		125,251
Net total obligations.....		121,770		115,000		128,482
Estimated savings and unobligated balances.....						22,238
Total estimate or appropriation.....		121,770		115,000		150,720

For general supplies, repairs, new batteries and battery supplies, telephone rental and purchase, telephone service charges, wire and cable for extension of telegraph and telephone service, repairs of lines and instruments, purchase of poles, tools, insulators, brackets, pins, hardware, cross arms, ice, record book, stationery, livery, blacksmithing, extra labor, new boxes, maintenance of motor trucks and other necessary items, including not to exceed **\$3,600** for the purchase and exchange of one nonpassenger-carrying motor vehicle, **[\$29,000] \$32,000** (same act).

Est. 1935, \$32,000

App. 1934, \$29,000

By objects	Obligations		
	Estimate, 1935	Estimate, 1934	Actual, 1933
Batteries and battery supplies.....	\$200	\$200	\$607
Telephone rental, purchase and service.....	25,000	25,000	26,187
Wires and cable.....	900	1,300	135
Maintenance of motor trucks.....	200		
Repairs and purchase of instruments and apparatus.....	100	200	
Purchase of supplies.....	1,000	1,300	521
Other necessary items.....	1,000	1,000	846
Purchase and exchange nonpassenger-carrying motor vehicles.....	3,600		599
Total obligations.....	32,000	29,000	28,895
Estimated savings and unobligated balances.....			1,105
Total estimate or appropriation.....	32,000	29,000	30,000

For placing wires of fire alarm, police patrol, and telephone services underground, extension and relocation of police-patrol and fire-alarm systems, purchase and installing additional lead-covered cables, labor, material, appurtenances, and other necessary equipment and expenses, **[\$15,000] \$20,500** (same act).

Est. 1935, \$20,500

App. 1934, \$15,000

Electrical Department, District of Columbia—Continued.

By objects	Obligations		
	Estimate, 1935	Estimate, 1934	Actual, 1933
PERSONAL SERVICES			
Personal services.....	\$15,000	\$13,700	\$11,608
Deduct legislative reduction in compensation.....	1,500	2,055	1,232
01 Personal services (net).....	13,500	11,645	10,376
OTHER OBLIGATIONS			
Wires and cable.....	4,000	500	7,685
Construction materials.....	2,000	1,500	1,933
Equipment.....	500	500	486
Other necessary items.....	500	855	411
Total, other obligations.....	7,000	3,355	10,515
Grand total, obligations.....	20,500	15,000	20,891
Estimated savings and unobligated balances.....			4,109
Total estimate or appropriation.....	20,500	15,000	25,000

Lighting: For purchase, installation, and maintenance of public lamps, lampposts, street designations, lanterns, and fixtures of all kinds on streets, avenues, roads, alleys, and public spaces, part cost of maintenance of airport and airway lights necessary for operation of the air mail, and for all necessary expenses in connection therewith, including rental of storerooms, extra labor, operation, maintenance, and repair of motor trucks, this sum to be expended in accordance with the provisions of sections 7 and 8 of the District of Columbia Appropriation Act for the fiscal year 1912 (36 Stat., pp. 1008-1011, sec. 7), and with the provisions of the District of Columbia Appropriation Act for the fiscal year 1913 (37 Stat. pp. 181-184, sec. 7), and other laws applicable thereto, and including not to exceed **[\$26,000]** \$27,000 for operation and maintenance of electric traffic lights, signals, and controls, **[\$800,000]**, together with \$25,000 of the unexpended balance of the appropriation for this purpose for the fiscal year 1933 **[\$837,400]**: *Provided*, That this appropriation shall not be available for the payment of rates for electric street lighting in excess of those authorized to be paid in the fiscal year 1927, and payment for electric current for new forms of street lighting shall not exceed 2 cents per kilowatt-hour for current consumed: *Provided further*, That no part of this appropriation shall be available for the payment on any contract required by law to be awarded through competitive bidding, which is not awarded to the lowest responsible bidder on specifications, and such specifications shall be so drawn as to admit of fair competition (acts Mar. 2, 1911, 36 Stat., pp. 1008-1011, sec. 7; June 26, 1912, 37 Stat., pp. 181-184, sec. 7; June 16, 1933, 48 Stat., pp. 232-233).

Est. 1935, \$837,400

App. 1934, \$800,000

By objects	Obligations		
	Estimate, 1935	Estimate, 1934	Actual, 1933
PERSONAL SERVICES			
Personal services.....	\$26,000	\$27,000	\$41,772
Deduct legislative reduction in compensation.....	2,600	4,050	4,321
01 Total personal services (net).....	23,400	22,950	37,451
OTHER OBLIGATIONS			
Services by lighting companies:			
Mantle gas.....		6,000	31,758
Ac.....	86,500	86,500	106,173
Incandescent.....	690,000	676,000	702,617
Designation (gas and electric).....	5,300	4,300	5,235
Lamp posts, parts and accessories.....	3,000	1,000	18,889
Street designation.....	500	500	1,251
Maintenance of motor trucks.....	1,200	1,200	1,231
Electric traffic signals, operation.....	27,000	26,000	20,916
Other necessary items.....	500	550	3,671
Study of power needs.....			8,300
Total, other obligations.....	814,000	802,050	900,041
Net total obligations.....	837,400	825,000	937,492
Estimated savings and unobligated balances.....			68,508
Total, estimate or appropriation.....	837,400	825,000	1,006,000

¹ Includes reappropriation of \$25,000.

Total, electrical department, District of Columbia:

Estimate 1935, **\$1,011,670**Appropriated 1934, **\$959,000**

PUBLIC SCHOOLS

Public Schools, District of Columbia—

For personal services of administrative and supervisory officers in accordance with the Act fixing and regulating the salaries of teachers, school officers, and other employees of the Board of Education of the District of Columbia, approved June 4, 1924 (43 Stat., pp. 367-375), including salaries of presidents of teachers colleges in the salary schedule for first assistant superintendents, **[\$550,000]** \$579,600 (acts June 20, 1906, 34 Stat., pp. 316-321, secs. 1-13; June 4, 1924, 43 Stat., pp. 367-375, secs. 1-19; June 16, 1933, 48 Stat., p. 233).

Est. 1935, \$579,600

App. 1934, \$550,000

By objects	Obligations					
	Estimate, 1935		Estimate, 1934		Actual, 1933	
	Posi- tions	Av. salary	Posi- tions	Av. salary	Posi- tions	Av. salary
PERSONAL SERVICES						
Superintendent of schools.....	1	\$10,000	1	\$10,000	1	\$10,000
First assistant superintendent.....	3	5,867	3	5,867	3	5,867
President of teachers college.....	2	5,200	2	5,200	2	5,200
Assistant superintendent.....	5	4,620	5	4,620	5.5	4,791
Chief examiner.....	1	4,100	1	4,100	1	4,100
Class 12. Supervising principal.....	8	4,362	8	4,362	8	4,362
Class 11. Assistant principal.....	11	3,600	11	3,600	11	3,600
Head of departments.....	13	3,592	13.2	3,585	14	3,600
Class 10. Director of special subjects.....	18	3,433	17.8	3,440	17.4	3,467
Class 9. Senior high school principal.....	8	4,450	8	4,450	8	4,450
Class 8. Junior high school principal.....	17	3,829	16.7	3,846	16.4	3,836
Class 7. Administrative principal, 16 rooms or more.....	62.8	3,093	62.8	3,092	65.7	3,105
Americanization school principal.....	1	3,200	1	3,200	1	3,200
Vocational school principal.....	5	3,180	5	3,180	5	3,180
Class 6. Teaching principal, 8 to 15 rooms.....	22.2	2,710	23.2	2,714	25.4	2,737
Class 5. Teaching principal, 4 to 7 rooms.....	9	2,489	9	2,489	9.8	2,491
Total permanent.....	187		187.7		194.2	
Deduct lapses and administrative furloughs.....		644,784		646,734		669,238
Deduct legislative reductions.....		784				715
		64,400		97,010		65,728
01 Personal services (net).....		579,600		549,724		602,795
Estimated savings and unobligated balances.....				276		67,120
Total estimate or appropriation.....		579,600		550,000		669,915

For personal services of clerks and other employees, **[\$138,000]** \$146,115 (acts June 20, 1906, 34 Stat., pp. 316-321, secs. 1-13; June 16, 1933, 48 Stat., p. 233).

Est. 1935, \$146,115

App. 1934, \$138,000

By objects	Obligations					
	Estimate, 1935		Estimate, 1934		Actual, 1933	
PERSONAL SERVICES, DEPARTMENTAL	Posi- tions	Av. salary	Posi- tions	Av. salary	Posi- tions	Av. salary
Professional service:						
Grade 3. Associate economic analyst.....	1	\$3, 200	1	\$3, 200	1	\$3, 200
Clerical, administrative, and fiscal service:						
Grade 10. Junior administrative officer.....	1	3, 500	1	3, 500	1	3, 500
Grade 9. Accountant and auditor.....	1	3, 500	1	3, 500	1	3, 500
Grade 5. Senior accounting and auditing assistant.....	1	2, 100	1	2, 100	1	2, 100
Senior clerk.....	2	2, 150	2	2, 150	2	2, 150
Senior clerk-stenographer.....	1	2, 300	1	2, 300	1	2, 300
Grade 4. Accounting and auditing assist- ant.....	2	1, 920	2	1, 920	2	1, 920
Clerk.....	1	1, 800	1	1, 800	1	1, 800
Clerk-stenographer.....	4	1, 920	4	1, 920	4	1, 935
Grade 3. Assistant clerk.....	4	1, 695	4	1, 695	4	1, 695
Assistant clerk-stenographer.....	6	1, 710	6	1, 710	6	1, 710
Senior stenographer.....	1	1, 620	1	1, 620	1	1, 620
Grade 2. Clerk-typist.....	1	1, 440	1	1, 440	1	1, 440
Junior clerk.....	4	1, 515	4	1, 515	5	1, 536
Junior clerk-stenographer.....	61	1, 509	60.8	1, 508	63.2	1, 507
Grade 1. Junior typist.....	1	1, 260	1	1, 260	1	1, 260
Under clerk-typist.....	6	1, 260	5	1, 260	5	1, 260
Under operator, office devices.....	1	1, 260	1	1, 260	1	1, 260
Custodial service:						
Grade 6. Mechanic.....	1	1, 860	1	1, 860	1	1, 860
Grade 3. Messenger.....	1	1, 320	1	1, 320	1	1, 320
Total permanent, departmental.....	100		99.8		101.2	
		162, 420		162, 060		164, 460
Deduct legislative reductions.....		16, 235		24, 300		17, 006
Deduct absence without pay.....						5
Deduct other savings.....		70				1
01 Personal services (net).....		146, 115		137, 751		147, 448
Estimated savings and unobligated bal- ances.....				249		17, 312
Total estimate or appropriation.....		146, 115		138, 000		164, 760

For personal services in the department of school attendance and work permits in accordance with the Act approved June 4, 1924 (43 Stat., pp. 367-375), the Act approved February 5, 1925 (43 Stat., pp. 806-808), and the Act approved May 29, 1928 (45 Stat., p. 998), [**\$33,413**] **\$35,640** (acts June 20, 1906, 34 Stat., pp. 316-321, secs. 1-13; June 4, 1924, 43 Stat., pp. 367-375, secs. 1-19; Feb. 5, 1925, 43 Stat., pp. 806-808; Feb. 26, 1925, 43 Stat., pp. 986-994; May 29, 1928, 45 Stat., p. 998; June 16, 1933, 48 Stat., p. 233).

Est. 1935, \$35,640

App. 1934, \$33,413

By objects	Obligations					
	Estimate, 1935		Estimate, 1934		Actual, 1933	
	Posi- tions	Av. salary	Posi- tions	Av. salary	Posi- tions	Av. salary
PERSONAL SERVICES						
Director.....	1	\$3,500	1	\$3,500	1	\$3,500
Attendance officer.....	15	1,827	15	1,827	16	1,837
Census inspector.....	5	1,740	5	1,740	5	1,740
Total permanent.....	21	39,600	21	39,600	22	41,600
Deduct legislative reductions.....		3,960		5,940		4,489
Deduct absence without pay.....						25
Deduct other savings.....				247		2
01 Personal services (net).....		35,640		33,413		37,084
Estimated savings and unobligated bal- ances.....						5,616
Total estimate or appropriation.....		35,640		33,413		42,700

For personal services of teachers and librarians in accordance with the Act approved June 4, 1924 (43 Stat., pp. 367-375), including for teachers colleges assistant professors in salary class eleven, and professors in salary class twelve, [**\$5,432,760**] **\$5,728,500**: *Provided*, That as teacher vacancies occur during the fiscal year [1934] 1935 in grades one to four, inclusive, of the elementary schools, such vacancies may be filled by the assignment of teachers now employed in kindergartens, and teachers employed in kindergartens are hereby made eligible to teach in the said grades: *Provided further*, That teaching vacancies that occur during the fiscal year [1934] 1935 wherever found may be filled by the assignment of teachers of special subjects and teachers not now assigned to classroom instruction, and such teachers are hereby made eligible for such assignment without further examination: *Provided further*, That in the interests of economy the Board of Education may at its discretion during the fiscal year [1934] 1935 appoint as temporary teachers in public schools of the District of Columbia qualified teachers from the eligible list of applicants established by examinations: *Provided further*, That in filling all such vacancies teachers now in the schools shall have the preference (acts June 20, 1906, 34 Stat., pp. 316-321, secs. 1-13; June 4, 1924, 43 Stat., pp. 367-375, secs. 1-19; June 16, 1933, 48 Stat., p. 233).

Est. 1935, \$5,728,500

App. 1934, \$5,432,760

By objects	Obligations					
	Estimate, 1935		Estimate, 1934		Actual, 1933	
	Posi- tions	Av. salary	Posi- tions	Av. salary	Posi- tions	Av. salary
PERSONAL SERVICES						
Teachers. Class 3B.....	136	\$3,143	136	\$3,143	138	\$3,144
Class 3A.....	488	2,562	487.7	2,562	492	2,568
Class 2D.....	1	2,900	1	2,900	1	2,900
Class 2C.....	263	2,332	263	2,332	262	2,338
Class 2B.....	15	2,647	15	2,647	15	2,647
Class 2A.....	286	2,074	285.7	2,075	279	2,087
Class 1B.....	67	2,415	67	2,415	68	2,415
Class 1A.....	1,579	2,025	1,577.9	2,025	1,587	2,033
Assistant professors. Class 7.....	1	2,900	1	2,900	1	2,900
Professors. Class 12.....	8	4,125	8	4,125	8	4,125
Librarians. Class 4A.....	12	1,967	12	1,967	12	1,967
Annual substitutes. Class 3A.....	8	1,800	8	1,800	8	1,800
Class 2C.....	2	1,800	2	1,800	2	1,800
Class 1A.....	14	1,400	14	1,400	14	1,400
Total permanent.....	2,880		2,878.3		2,887	
Deduct legislative reductions.....		6,383,200		6,379,939		6,422,500
Deduct other savings.....		636,500		956,991		658,315
01 Personal services (net).....		5,728,500		5,422,948		5,764,185
Transferred to Hospital for the Insane, Dis- trict of Columbia, 1933, "Support of in- sane", warrant no. 101.....						68,775
Transferred to "Contingent and miscel- laneous expenses, District of Columbia, 1933, postage", warrant no. 101.....						4,500

Public Schools, District of Columbia—Continued.

By objects	Obligations		
	Estimate, 1935	Estimate, 1934	Actual, 1933
PERSONAL SERVICES—continued			
Transferred to "Repairs and improve- ments (Supreme) Courthouse", 1933, warrant no. 101.....			\$1,125
Transferred to "Office of Corporation Coun- sel, District of Columbia, 1933, services", warrant no. 101.....			815
Transferred to "Contingent and miscel- laneous expenses, District of Columbia, 1933, judicial", warrant no. 121.....			270
Transferred to "Tuberculosis Hospital, District of Columbia, 1933, salaries", warrant no. 121.....			131
Net total obligations.....	\$5,728,500	\$5,422,948	5,840,984
Estimated savings and unobligated bal- ances.....		9,812	698,780
Total estimate or appropriation.....	5,728,500	5,432,760	6,539,764

For the instruction and supervision of children in the vacation schools and playgrounds, and supervisors and teachers of vacation schools and playgrounds may also be supervisors and teachers of day schools, [**\$25,000**] **\$26,460** (act June 16, 1933, 48 Stat., p. 233).

Est. 1935, \$26,460

App. 1934, \$25,000

By objects	Obligations		
	Estimate, 1935	Estimate, 1934	Actual, 1933
PERSONAL SERVICES			
Elementary school principals.....	\$2,920	\$2,920	\$3,600
Elementary school teachers.....	8,630	8,630	10,564
Junior high school principals.....	450	450	540
Junior high school teachers.....	5,720	5,722	6,919
Playground teachers.....	100	100	121
Senior high school principals.....	410	410	462
Senior high school teachers.....	11,170	11,180	13,725
Total obligations.....	29,400	29,412	35,931
Deduct legislative reductions.....	2,940	4,412	3,268
Net total obligations.....	26,460	25,000	32,663
Estimated savings and unobligated bal- ances.....			3,337
Total estimate or appropriation.....	26,460	25,000	36,000

No part of any appropriation made in this Act shall be paid to any person employed under or in connection with the public schools of the District of Columbia who shall solicit or receive, or permit to be solicited or received, on any public-school premises, any subscription or donation of money or other thing of value from any pupil enrolled in such public schools for presentation of testimonials to school officials or for any purpose except such as may be authorized by the Board of Education at a stated meeting upon the written recommendation of the Superintendent of Schools (act June 16, 1933, 48 Stat., pp. 233-234).

Teachers' Retirement Appropriated Fund, District of Columbia—

To carry out the purposes of the Act approved June 11, 1926, entitled "An Act to amend the Act entitled 'An Act for the retire-
ment of public-school teachers in the District of Columbia', ap-
proved January 15, 1920, and for other purposes" (41 Stat., pp.
387-390), \$400,000 (acts June 20, 1906, 34 Stat., pp. 316-321, secs.
1-13; Jan. 15, 1920, 41 Stat., pp. 387-390; June 11, 1926, 44 Stat.,
pp. 727-731; June 16, 1933, 48 Stat., p. 234).

Est. 1935, \$400,000

App. 1934, \$400,000

By objects	Obligations		
	Estimate, 1935	Estimate, 1934	Actual, 1933
Payments to teachers.....	\$230,000	\$230,000	\$226,418
To be invested by the Treasurer of the United States.....	170,000	170,000	173,582
Total estimate or appropriation.....	400,000	400,000	400,000

NIGHT SCHOOLS

For teachers and janitors of night schools, including teachers of industrial, commercial, and trade instruction, and teachers and janitors of night schools may also be teachers and janitors of day schools, **[\$75,000]** \$79,407 (*acts June 20, 1906, 34 Stat., pp. 316-321, secs. 1-13; June 4, 1924, 43 Stat., pp. 367-375, secs. 1-19; June 16, 1933, 48 Stat., p. 234*).

Est. 1935, \$79,407

App. 1934, \$75,000

By objects	Obligations		
	Estimate, 1935	Estimate, 1934	Actual, 1933
PERSONAL SERVICES			
Assistant to director.....	\$550	\$550	\$637
Assistants to principals.....	800	800	881
Custodians.....	8,100	8,100	8,898
Elementary school principals.....	800	800	910
Elementary school teachers.....	3,500	3,500	3,826
Junior high school principals.....	2,000	2,000	2,226
Junior high school teachers.....	25,600	25,605	28,115
Senior high school principals.....	2,300	2,300	2,527
Senior high school teachers.....	42,900	42,900	47,167
Vocational school principals.....	500	500	595
Vocational school teachers.....	1,180	1,180	1,214
Total obligations.....	88,230	88,235	96,996
Deduct legislative reductions.....	8,823	13,235	9,655
Net total obligations.....	79,407	75,000	87,341
Estimated savings and unobligated balance.....			9,659
Total estimate or appropriation.....	79,407	75,000	97,000

For contingent and other necessary expenses, including equipment and purchase of all necessary articles and supplies for classes in industrial, commercial, and trade instruction, \$4,000 (*same acts*).

Est. 1935, \$4,000

App. 1934, \$4,000

By objects	Obligations		
	Estimate, 1935	Estimate, 1934	Actual, 1933
PERSONAL SERVICES			
Equipment.....	\$2,000	\$2,000	\$2,071
Materials.....	2,000	2,000	1,234
Total obligations.....	4,000	4,000	3,305
Estimated savings and unobligated balance.....			1,195
Total estimate or appropriation.....	4,000	4,000	4,500

THE DEAF, DUMB, AND BLIND

Education of Deaf, Dumb, and Blind, District of Columbia—

For maintenance and instruction of deaf and dumb persons admitted to the Columbia Institution for the Deaf from the District of Columbia, under section 4864 of the Revised Statutes, and as provided for in the Act approved March 1, 1901 (U.S.C., title 24, sec. 238), and under a contract to be entered into with the said institution by the Commissioners, **[\$32,000]** \$32,500 (*U.S.C., title 24, sec. 238; acts June 20, 1906, 34 Stat., pp. 316-321, secs. 1-13; June 4, 1924, 43 Stat., pp. 367-375, secs. 1-19; June 16, 1933, 48 Stat., p. 234*).

Est. 1935, \$32,500

App. 1934, \$32,000

Maintenance and instruction of deaf and dumb persons: Obligations—1935, \$32,500; 1934, \$32,000; 1933, \$31,500.

For maintenance and instruction of colored deaf-mutes of teachable age belonging to the District of Columbia, in Maryland, or some other State, under a contract to be entered into by the Commissioners, \$6,000: *Provided*, That all expenditures under this appropriation shall be made under the supervision of the Board of Education (*same acts*).

Est. 1935, \$6,000

App. 1934, \$6,000

Maintenance and instruction of colored deaf-mutes: Obligations—1935, \$6,000; 1934, \$6,000; 1933, \$5,250 (estimated savings and unobligated balances, \$250).

For maintenance and instruction of blind children of the District of Columbia, in Maryland, or some other State, under a contract to be entered into by the Commissioners, \$10,000: *Provided*, That all expenditures under this appropriation shall be made under the supervision of the Board of Education (*acts June 20, 1906,*

34 Stat., pp. 316-321, secs. 1-13; June 4, 1924, 43 Stat., pp. 367-375, secs. 1-19; June 16, 1933, 48 Stat., p. 234).

Est. 1935, \$10,000

App. 1934, \$10,000

Maintenance and instruction of blind children: Obligations—1935, \$10,000; 1934, \$10,000; 1933, \$10,500 (estimated savings and unobligated balance, \$500).

AMERICANIZATION WORK

For Americanization work and instruction of foreigners of all ages in both day and night classes, and teachers and janitors of Americanization schools may also be teachers and janitors of the day schools, **[\$7,500]** \$7,920 (*same acts*).

Est. 1935, \$7,920

App. 1934, \$7,500

By objects	Obligations		
	Estimate, 1935	Estimate, 1934	Actual, 1933
PERSONAL SERVICES			
Custodians.....	\$340	\$340	\$490
Night school teachers.....	7,250	7,250	10,616
Vacation school teachers.....	1,210	1,233	1,732
Total obligations.....	8,800	8,823	12,838
Deduct legislative reductions.....	880	1,323	1,342
Net total obligations.....	7,920	7,500	11,496
Estimated savings and unobligated balances.....			1,504
Total estimate or appropriation.....	7,920	7,500	13,000

For contingent and other necessary expenses, including books, equipment, and supplies, \$600 (*same acts*).

Est. 1935, \$600

App. 1934, \$600

By objects	Obligations		
	Estimate, 1935	Estimate, 1934	Actual, 1933
PERSONAL SERVICES			
Books.....	\$50	\$50	
Equipment.....	100	100	\$145
Materials.....	450	450	616
Total obligations.....	600	600	761
Estimated savings and unobligated balance.....			39
Total estimate or appropriation.....	600	600	800

COMMUNITY CENTER DEPARTMENT

For personal services of the director, general secretaries, and community secretaries in accordance with the Act approved June 4, 1924 (43 Stat., pp. 369, 370); clerks and part-time employees, including janitors on account of meetings of parent-teacher associations and other activities, and contingent expenses, equipment, supplies, and lighting fixtures, **[\$30,000]** \$31,664 (*acts June 20, 1906, 34 Stat., pp. 316-321, secs. 1-13; June 4, 1924, 43 Stat., pp. 367-375, secs. 1-19; June 16, 1933, 48 Stat., p. 234*).

Est. 1935, \$31,664

App. 1934, \$30,000

By objects	Obligations					
	Estimate, 1935		Estimate, 1934		Actual, 1933	
PERSONAL SERVICES	Posi- tions	Av. salary	Posi- tions	Av- salary	Posi- tions	Av. salary
Director.....	1	\$3,400	1	\$3,400	1	\$3,400
General secretary.....	2	1,800	2	2,200	2	2,200
Community secretary.....	7	1,686	7	1,686	7	1,686
Clerical, administrative, and fiscal service:						
Grade 3. Assistant clerk-stenographer.....	1	1,620	1	1,620	1	1,620
Grade 2. Junior clerk-stenographer.....	1	1,440	1	1,440	1	1,440
Total permanent.....	12	21,860	12	22,660	12	22,660
Deduct legislative reductions.....		2,186		3,399		2,372
Deduct absence without pay.....						19
Deduct other savings.....						1
Net permanent.....		19,674		19,261		20,268
Temporary employees.....		13,100		12,399		18,350
Deduct legislative reductions.....		1,310		1,860		1,528
Net temporary positions.....		11,790		10,539		16,822
01 Personal services (net).....		31,464		29,800		37,090

COMMUNITY CENTER DEPARTMENT—continued

By objects	Obligations		
	Estimate, 1935	Estimate, 1934	Actual, 1933
OTHER OBLIGATIONS			
Equipment.....			\$633
Supplies.....	\$200	\$200	195
Total other obligations.....	200	200	828
Grand total obligations.....	31,664	30,000	37,918
Estimated savings and unobligated balances.....			3,982
Total estimate or appropriation.....	31,664	30,000	41,900

CARE OF BUILDINGS AND GROUNDS

For personal services, including care of smaller buildings and rented rooms at a rate not to exceed \$96 per annum for the care of each schoolroom, other than those occupied by atypical or ungraded classes, for which service an amount not to exceed \$120 per annum may be allowed, **[\$750,000]** \$791,600 (acts June 20, 1906, 34 Stat., pp. 316-321, secs. 1-13; May 28, 1928, 45 Stat., p. 776; June 16, 1933, 48 Stat., p. 235).

Est. 1935, \$791,600

App. 1934, \$750,000

By objects	Obligations					
	Estimate, 1935		Estimate, 1934		Actual, 1933	
PERSONAL SERVICES, DEPARTMENTAL	Posi- tions	Av. salary	Posi- tions	Av. salary	Posi- tions	Av. salary
Subprofessional service:						
Grade 3. Assistant gardener.....	6	\$1,470	6	\$1,470	5.8	\$1,479
Clerical, administrative, and fiscal service:						
Grade 9. Administrative assistant.....	1	3,200	1	3,200	1	3,200
Custodial service:						
Grade 8. Principal mechanic.....	4	2,075	4	2,075	4	2,075
Grade 7. Senior mechanic.....	5	1,908	5	1,908	4.8	1,925
Grade 6. Mechanic.....	62	1,736	60.8	1,733	59.2	1,743
General foreman of laborers.....	27	1,744	26	1,747	26.2	1,766
Grade 5. Junior mechanic.....	45	1,525	45.2	1,522	46	1,527
Foreman of laborers.....	1	1,560	1	1,560	1	1,560
Grade 4. Under mechanic.....	122	1,357	122	1,357	122	1,370
Assistant foreman of laborers.....	2	1,470	2	1,470	2	1,470
Grade 3. Senior laborer.....	41	1,250	41	1,250	42	1,259
Minor mechanic.....	10	1,236	9.8	1,227	9	1,240
Guard.....	13	1,288	13	1,288	12.8	1,300
Junior domestic attendant.....	33	1,298	33	1,298	32.2	1,309
Grade 2. Junior laborer.....	290	1,135	290.2	1,134	298.8	1,124
Subordinate mechanic.....	7	1,080	7	1,080	7	1,080
Caretakers.....	6	160	6	160	6	160
Total permanent, departmental.....	675	884,000	673	880,123	679.8	887,676
Deduct legislative reductions.....		88,400		131,707		87,599
Deduct leave without pay.....						1,779
Deduct other savings.....		4,000				
01 Personal services (net).....		791,600		748,416		798,298
Estimated savings and unobligated balances.....				1,584		90,962
Total estimate or appropriation.....		791,600		750,000		889,260

MISCELLANEOUS

For the maintenance of schools for tubercular and crippled pupils, **[\$9,000]** \$8,000 (acts June 20, 1906, 34 Stat., pp. 316-321, secs. 1-13; June 16, 1933, 48 Stat., p. 235).

Est. 1935, \$8,000

App. 1934, \$9,000

By objects	Obligations		
	Estimate, 1935	Estimate, 1934	Actual, 1933
Equipment.....	\$1,000	\$1,000	\$414
Groceries and provisions.....	6,000	7,000	5,920
Materials.....	1,000	1,000	604
Total obligations.....	8,000	9,000	6,938
Estimated savings and unobligated balances.....			4,062
Total estimate or appropriation.....	8,000	9,000	11,000

For transportation for pupils attending schools for tubercular pupils, and for pupils attending schools for crippled pupils, **\$18,500**: *Provided*, That expenditures for street car and bus fares, from this

fund shall not be subject to the general limitations on the use of street car and bus fares covered by this Act (*same acts*).

Est. 1935, \$18,500

App. 1934, \$18,500

By objects	Obligations		
	Estimate, 1935	Estimate, 1934	Actual, 1933
Busses.....	\$18,300	\$18,300	\$19,660
Car tokens.....	200	200	207
Total obligations.....	18,500	18,500	19,867
Estimated savings and unobligated balances.....			133
Total estimate or appropriation.....	18,500	18,500	20,000

For purchase and repair of furniture, tools, machinery, material, and books, and apparatus to be used in connection with instruction in manual and vocational training, and incidental expenses connected therewith, **\$60,000**, to be immediately available (*same acts*).

Est. 1935, \$60,000

App. 1934, \$60,000

By objects	Obligations		
	Estimate, 1935	Estimate, 1934	Actual, 1933
Equipment.....	\$9,950	\$9,950	\$17,104
Materials.....	50,000	50,000	56,515
Telephone service.....	50	50	68
Total obligations.....	60,000	60,000	73,687
Estimated savings and unobligated balances.....			1,313
Total estimate or appropriation.....	60,000	60,000	75,000

For fuel, gas, and electric light and power, **[\$240,000]** \$250,000 (*same acts*).

Est. 1935, \$250,000

App. 1934, \$240,000

By objects	Obligations		
	Estimate, 1935	Estimate, 1934	Actual, 1933
Electricity.....	\$90,000	\$90,000	\$98,494
Fuel.....	150,000	140,000	148,974
Gas.....	10,000	10,000	12,082
Total obligations.....	250,000	240,000	259,540
Estimated savings and unobligated balances.....			35,460
Total estimate or appropriation.....	250,000	240,000	295,000

FURNITURE

For completely furnishing and equipping buildings and additions to buildings, as follows: School in Foxhall Village, \$3,200; Phelps Vocational School, \$40,000; Logan School, \$6,000; Keene School, \$6,000; Bancroft School, \$5,600; Douglass-Simmons assembly-gymnasium and M Street Junior High School gymnasium, \$3,040; in all, \$63,840, to be immediately available and to continue available until June 30, 1935] (acts June 20, 1906, 34 Stat., pp. 316-321, secs. 1-13; June 16, 1933, 48 Stat., p. 235).

App. 1934, \$63,840

By objects	Obligations		
	Estimate, 1935	Estimate, 1934	Actual, 1933
Douglass-Simmons School.....			\$6,440
Harrison School.....			6,440
Giddings School.....			9,769
Taft Junior High School.....			38,627
Crummell School.....			830
Kenilworth School.....			1,385
Hardy School (in Foxhall Village).....	\$3,200		
Phelps Vocational School.....	40,000		
Logan School.....	6,000		
Keene School.....	6,000		
Bancroft School.....	5,600		
Douglass-Simmons School assembly-gymnasium and M Street Junior High School gymnasium.....		3,040	
Total estimate or appropriation.....		63,840	63,491

For the necessary reequipping, including repair and refinishing of suitable existing equipment, of the Shaw Junior High School, \$15,000 (submitted).

Est. 1935, \$15,000.

By objects	Obligations		
	Estimate, 1935	Estimate, 1934	Actual, 1933
Auditorium chairs.....	\$2,700		
Domestic art rooms.....	1,000		
Domestic science rooms.....	1,000		
Drawing rooms.....	800		
Pupils' desks and chairs for 26 classrooms..	7,730		
Refinishing equipment.....	400		
Storage lockers.....	352		
Teachers' chairs.....	108		
Teachers' desks.....	578		
Teachers' lockers.....	132		
Teachers' rest rooms.....	200		
Total estimate.....	15,000		

For contingent expenses, including United States flags, furniture and repairs of same, stationery, ice, paper towels, and other necessary items not otherwise provided for, and including not exceeding \$8,000 for books of reference and periodicals, not exceeding \$1,500 for replacement of pianos at an average cost of not to exceed \$300 each, not exceeding \$5,000 for labor, **[\$120,000]** \$119,500, to be immediately available: *Provided*, That a bond shall not be required on account of military supplies or equipment issued by the War Department for military instruction and practice by the students of high schools in the District of Columbia (*same acts*).

Est. 1935, \$119,500

App. 1934, \$120,000

By objects	Obligations		
	Estimate, 1935	Estimate, 1934	Actual, 1933
PERSONAL SERVICES			
Labor for repairing and refinishing furniture.	\$5,000	\$5,882	\$4,997
Deduct legislative reductions.....	500	882	520
01 Personal services (net).....	4,500	5,000	4,477
OTHER OBLIGATIONS			
Books of reference.....	8,000	8,000	5,971
Equipment for visual instruction.....	3,000	3,000	4,817
Material for cleaning buildings.....	12,250	12,250	13,122
Material for repairing and refinishing furniture.....	8,400	8,400	9,712
Office materials and contingencies.....	21,650	21,650	24,351
Oils and lubricants.....	2,100	2,100	775
Paper towels.....	7,000	7,000	7,342
Removal of ashes.....	7,700	7,700	8,493
Repair and replacement of typewriters.....	7,000	7,000	10,117
Repair and replacement of window shades.....	9,100	9,100	9,470
Replacement of furniture.....	24,500	24,500	39,396
Replacement of pianos.....	1,500	1,500	145
Telephone service.....	1,400	1,400	1,800
United States flags.....	1,400	1,400	756
Total other obligations.....	115,000	115,000	136,267
Grand total obligations.....	119,500	120,000	140,744
Estimated savings and unobligated balances.....			24,256
Total estimate or appropriation.....	119,500	120,000	165,000

No money appropriated in this Act for the purchase of furniture and equipment for the public schools of the District of Columbia shall be expended unless the requisitions of the Board of Education therefor shall be approved by the Commissioners of the District of Columbia, or by the purchasing officer and the auditor for the District of Columbia acting for the Commissioners (*act June 16, 1933, 48 Stat., p. 235*).

For textbooks and other educational books and supplies as authorized by the Act of January 31, 1930 (46 Stat., p. 62), including not to exceed \$7,000 for personal services, \$180,000, to be immediately available (*acts June 20, 1906, 34 Stat., pp. 316-321, secs. 1-13; Jan. 31, 1930, 46 Stat., p. 62; June 16, 1933, 48 Stat., p. 235*).

Est. 1935, \$180,000

App. 1934, \$180,000

By objects	Obligations		
	Estimate, 1935	Estimate, 1934	Actual, 1933
PERSONAL SERVICES			
Labor in warehouse.....	\$2,000	\$2,353	\$1,643
Stores-clerks in senior and junior high schools.....	5,000	5,882	4,252
Total personal services.....	7,000	8,235	5,895
Deduct legislative reductions.....		1,235	539
01 Personal services (net).....	7,000	7,000	5,356
OTHER OBLIGATIONS			
Hauling and preservation.....	5,000	5,000	5,716
Paper.....	15,000	15,000	19,980
Supplies.....	40,000	40,000	43,648
Textbooks.....	113,000	113,000	123,796
Total other obligations.....	173,000	173,000	193,140
Grand total obligations.....	180,000	180,000	198,496
Estimated savings and unobligated balances.....			1,504
Total estimate or appropriation.....	180,000	180,000	200,000

For maintenance of kindergartens, \$5,600, to be immediately available (*same acts*).

Est. 1935, \$5,600

App. 1934, \$5,600

By objects	Obligations		
	Estimate, 1935	Estimate, 1934	Actual, 1933
Books.....	\$100	\$100	\$115
Equipment.....	500	500	911
Materials.....	5,000	5,000	5,630
Total obligations.....	5,600	5,600	6,656
Estimated savings and unobligated balances.....			344
Total estimate or appropriation.....	5,600	5,600	7,000

For purchase of apparatus, fixtures, specimens, technical books, and for extending the equipment and for the maintenance of laboratories of the department of physics, chemistry, biology, and general science in the several high and junior high schools and teachers colleges, and for the installation of the same, \$15,000, to be immediately available (*same acts*).

Est. 1935, \$15,000

App. 1934, \$15,000

By objects	Obligations		
	Estimate, 1935	Estimate, 1934	Actual, 1933
Books.....	\$25	\$25	\$24
Equipment.....	9,975	9,975	10,637
Materials.....	5,000	5,000	4,850
Total obligations.....	15,000	15,000	15,511
Estimated savings and unobligated balances.....			989
Total estimate or appropriation.....	15,000	15,000	16,500

For utensils, material, and labor, for establishment and maintenance of school gardens, including rent of grounds, \$2,000 (*acts June 20, 1906, 34 Stat., pp. 316-321, secs. 1-13; June 16, 1933, 48 Stat., p. 236*).

Est. 1935, \$2,000

App. 1934, \$2,000

By objects	Obligations		
	Estimate, 1935	Estimate, 1934	Actual, 1933
PERSONAL SERVICES			
Labor.....	\$1,200	\$1,412	\$1,581
Deduct legislative reductions.....		212	182
01 Net personal services.....	1,200	1,200	1,399
OTHER OBLIGATIONS			
Materials.....	660	660	1,340
Rent.....	140	140	54
Total other obligations.....	800	800	1,394
Grand total obligations.....	2,000	2,000	2,793
Estimated savings and unobligated balances.....			347
Total estimate or appropriation.....	2,000	2,000	3,140

The Board of Education is authorized to designate the months in which the ten salary payments now required by law shall be made to teachers assigned to the work of instruction in nature study and school gardens (*act June 16, 1933, 48 Stat., p. 236*).

The children of officers and men of the United States Army, Navy, and Marine Corps, and children of other employees of the United States stationed outside the District of Columbia shall be admitted to the public schools without payment of tuition (*same act*).

Improvement of Grounds, Public Schools, District of Columbia—

By objects	Obligations		
	Estimate, 1935	Estimate, 1934	Actual, 1933
Amidon School.....			\$34
Armstrong High School.....			303
Bancroft School.....			42
Bates Road School.....			85
Benning School.....			28
Barret School.....			52
Blake School.....			63
Blow School.....			5,270
Brent School.....			536
Brookland School.....			795
Browne Junior High School.....			11
Bryan School.....			194
Buchanan School.....			10
Carbery School.....			47
Chain Bridge School.....			55
Cinders.....			2,850
Cleveland School.....			186
Congress Heights School.....			2,284
Deal Junior High School.....			13,050
Douglass School.....			18
Dunbar High School.....			24
Eastern High School.....			196
Eckington School.....			21
Edmonds School.....			65
Fairbrother School.....			64
Fillmore School.....			105
Gage School.....			2,221
Garnet-Patterson Junior High School.....			53
Gordon Junior High School.....			411
Grant School.....			3,411
Greenleaf School.....			189
Hearst School.....			132
Henry School.....			133
Jefferson Junior High School.....			4
Johnson School.....			151
Jones School.....			1
Ketcham School.....			637
Lafayette School.....			1,952
Langdon School.....			7,985
Langston School.....			8
Logan School.....			9
McKinley High School.....			291
Macfarland Junior High School.....			1,553
Materials.....			1,328
Maury School.....			33
Miner Teachers College.....			166
Montgomery School.....			5,497
Municipal architect.....			2,225
Murch School.....			931
Noyes School.....			78
Orr School.....			62
Park View School.....			2,182
Payne School.....			61

Improvement of Grounds, Public Schools, District of Columbia—Continued.

By objects	Obligations		
	Estimate, 1935	Estimate, 1934	Actual, 1933
Phelps School.....			\$353
Pierce School.....			10
Powell School.....			61
Powell Junior High School.....			2,780
Randle Highlands School.....			6,006
Repairs to roller.....			4
Roosevelt High School.....			5
Rossell School.....			1
Seaton School.....			15
Slater School.....			49
Sod.....			3,056
Stevens School.....			2,879
Street Department.....			418
Takoma School.....			4,055
Truesdell School.....			42
Van Ness School.....			9
Wallach School.....			66
Webster School.....			26
Weightman School.....			4
Western High School.....			1,552
Wheatley School.....			2
Whittier School.....			1,425
Wisconsin Avenue School.....			3
Wormley School.....			319
Young School.....			4,433
Total obligations.....			86,066
1931 appropriation obligated in 1933.....			-86,066

For repairs and improvements to school buildings, repairing and renewing heating, plumbing, and ventilating apparatus, installation and repair of electric equipment, and installation of sanitary drinking fountains, and maintenance of motor trucks, [\$325,000] \$375,000, of which amount \$100,000 shall be immediately available (*acts June 20, 1906, 34 Stat., pp. 316-321, secs. 1-13; June 16, 1933, 48 Stat., p. 236*).

Est. 1935, \$375,000

App. 1934, \$325,000

By objects	Obligations		
	Estimate, 1935	Estimate, 1934	Actual, 1933
Drinking fountains.....	\$1,000	\$1,000	\$4,532
Electrical work.....	10,000	10,000	25,727
General repairs and improvements.....	212,000	192,000	239,176
Heating plants.....	45,000	30,000	50,859
Moving portable buildings.....	2,000	2,000	3,956
Painting.....	75,000	60,000	74,756
Roofing.....	9,000	9,000	11,302
Upkeep of repair shop.....	20,000	20,000	21,131
Ventilating systems.....	1,000	1,000	768
Total obligations.....	375,000	325,000	432,201
Estimated savings and unobligated balances.....			5,299
Total estimate or appropriation.....	375,000	325,000	437,500

For the purchase, installation, and maintenance of equipment, for school yards for the purposes of play of pupils, \$7,500: *Provided*, That such playgrounds shall be kept open for play purposes in accordance with the schedule maintained for playgrounds under the jurisdiction of the playground department (*acts June 20, 1906, 34 Stat., pp. 316-321, secs. 1-13; Feb. 26, 1925, 43 Stat., pp. 986-994; June 16, 1933, 48 Stat., p. 236*).

Est. 1935, \$7,500

App. 1934, \$7,500

By objects	Obligations		
	Estimate, 1935	Estimate, 1934	Actual, 1933
Equipment.....	\$2,500	\$2,500	\$1,564
Repair of equipment.....	5,000	5,000	3,600
Total obligations.....	7,500	7,500	5,164
Estimated savings and unobligated balances.....			4,836
Total estimate or appropriation.....	7,500	7,500	10,000

Total, public schools, excluding buildings and grounds:

Estimate 1935, \$8,936,106

Appropriated 1934, \$8,540,713

BUILDINGS AND GROUNDS

Buildings and Grounds, Public Schools, District of Columbia—

[Not to exceed \$570,000 of any unexpended balances of appropriations contained in the District of Columbia appropriation Acts for the fiscal years 1932 and 1933 for the Municipal Center is hereby reappropriated and made available for the construction of public-school buildings as follows:]

[For the erection of an eight-room building on a site already appropriated for in the vicinity of the Logan School, \$95,000;]

Construction: Obligations—1934, \$95,000.

[For beginning the construction of a senior high school building at Forty-first and Chesapeake Streets northwest, in the Reno section, \$475,000, and the Commissioners are authorized to enter into contract or contracts for such building at a cost not to exceed \$1,150,000;]

Beginning construction: Obligations—1934, \$475,000.

For the construction of an addition to the Browne Junior High School, including ten classrooms and one gymnasium, \$168,000 (submitted).

Est. 1935, \$168,000

Construction: Obligations—1935, \$168,000.

For continuing the construction of the Woodrow Wilson High School, \$400,000 (act June 16, 1933, 48 Stat., p. 236) (submitted).

Est. 1935, \$400,000

Continuing construction: Obligations—1935, \$400,000.

Not to exceed \$36,000 of the unexpended balances of appropriations for buildings and grounds, public schools, contained in the District of Columbia Appropriation Act for the fiscal year 1933, is hereby made available for the construction of a gymnasium at the Powell Junior High School (submitted).

Construction: Obligations—1935, \$36,000.

In all, [\$570,000] \$568,000, to be immediately available and to be disbursed and accounted for as "Buildings and grounds, public schools", and for that purpose shall constitute one fund and remain available until expended: *Provided*, That no part of this appropriation shall be used for or on account of any school building not herein specified (act June 16, 1933, 48 Stat., p. 236).

No part of the foregoing appropriations for public schools shall be used for instructing children under five years of age except children entering during the first half of the school year who will be five years of age by November 1, [1933] 1934, and children entering during the second half of the school year who will be five years of age by March 15, [1934] 1935: *Provided*, That this limitation shall not be considered as preventing the employment of a matron and the care of children under school age at the Webster School whose parent or parents are in attendance in connection with Americanization work.

None of the money appropriated by this Act shall be paid or obligated toward the construction of or addition to any building the whole and entire construction of which, exclusive of heating, lighting, plumbing, painting, and treatment of grounds, shall not have been awarded in one or a single contract, separate and apart from any other contract, project, or undertaking, to the lowest responsible bidder complying with all the legal requirements as to a deposit of money or the execution of a bond, or both, for the faithful performance of the contract: *Provided*, That nothing herein shall be construed as repealing existing law giving the Commissioners the right to reject all bids.

The plans and specifications for all buildings provided for in this Act under appropriations administered by the Commissioners of the District of Columbia shall be prepared under the supervision of the municipal architect, and those for school buildings after consultation with the Board of Education, and shall be approved by the commissioners and shall be constructed in conformity thereto.

The school buildings authorized and appropriated for herein shall be constructed with all doors intended to be used as exits or entrances opening outward, and each of said buildings having in excess of eight rooms shall have at least four exits. Appropriations carried in this Act shall not be used for the maintenance of school in any building unless all outside doors thereto used as exits or entrances shall open outward and be kept unlocked every school day from one half hour before until one half hour after school hours.

Total, buildings and grounds, public schools:

Estimate 1935, \$568,000 (a)

a \$570,000 reappropriated from unexpended balances for construction during fiscal year 1934.

Total, public schools, District of Columbia:

Estimate 1935, \$9,504,106 Appropriated 1934, \$8,540,713

METROPOLITAN POLICE

SALARIES

Metropolitan Police, District of Columbia—

For the pay and allowances of officers and members of the Metropolitan Police Force, in accordance with the Act entitled "An Act to fix the salaries of the Metropolitan Police Force, the United States Park Police Force, and the fire department of the District of Columbia" (43 Stat., pp. 174-175), as amended by the Act of July 1, 1930 (46 Stat., pp. 839-841), including compensation at the rate of \$2,100 per annum for the present assistant property clerk of the police department, [\$2,570,000] \$2,790,000 (acts May 27, 1924, 43 Stat., pp. 174-175; July 1, 1930, 46 Stat., pp. 839-841; June 16, 1933, 48 Stat., p. 237).

Est. 1935, \$2,790,000

App. 1934, \$2,570,000

By objects	Obligations					
	Estimate, 1935		Estimate, 1934		Actual, 1933	
	Posi- tions	Av. salary	Posi- tions	Av. salary	Posi- tions	Av. salary
PERSONAL SERVICES						
Major and superintendent.....	1	\$8,000	1	\$8,000	1	\$8,000
Assistant superintendent.....	1	5,000	1	5,000	2	5,000
Inspector.....	5	4,500	5	4,500	5	4,500
Inspector (assigned in command of detec- tive bureau, with rank and pay of an as- sistant superintendent).....	1	5,000	1	5,000	1	5,000
Captain.....	14	3,600	14	3,600	14	3,600
Lieutenant (assigned as assistant to inspec- tor commanding detective bureau, with rank and pay of Captain).....	1	3,600	1	3,600	1	3,600
Lieutenant (one of whom shall be harbor master).....	39	3,050	39	3,050	38	3,050
Sergeant.....	53	2,750	53	2,750	57	2,750
Private, Class 1.....		1,900		1,900		1,900
Class 2.....		2,000		2,000		2,000
Class 3.....	1,150	2,100	1,150	2,100	1,171	2,100
Class 4.....		2,200		2,200		2,200
Class 5.....		2,300		2,300		2,300
Class 6.....		2,400		2,400		2,400
Total authorized number of police- men.....	1,265		1,265		1,290	
Total salaries (less additional com- pensation and allowances).....		2,977,100		2,977,100		3,015,950
Assistant property clerk.....	1	2,100	1	2,100	1	2,100
Additional compensation for privates de- tailed for special service in prevention and detection of crime, at \$600 each.....	58	34,800	58	34,800	60	36,000
Additional compensation for privates de- tailed for special service in the various precincts in the prevention and detection of crime, at \$240 each.....	38	9,120	38	9,120	15	3,600
Additional compensation for members of the force detailed to motorcycle service, at \$120 each.....	50	6,000	50	6,000	50	6,000
Additional compensation for sergeants and privates considered possessed of out- standing efficiency, at \$60 each.....					122	7,320
Total salaries and allowances.....		3,029,120		3,029,120		3,070,970
Allowance for assistant superintendent mounted on motor vehicle.....					1	312
Allowance for inspector mounted on motor vehicle.....	2	624	2	312	1	312
Allowance for captain mounted on motor vehicle.....	1	312	1	312	1	312
Grand total.....	1,265	3,030,056	1,265	3,030,056	1,290	3,071,906
Deduct salary lapses.....		6,526		6,526		
Deduct legislative reductions.....		302,353		453,530		303,935
Net total obligations.....		2,721,177		2,570,000		2,767,971
Transferred to St. Elizabeths Hospital.....						17,000
Estimated savings and unobligated balance.....						307,993
Total personal services.....		2,721,177		2,570,000		3,092,964
Street railway crossing force:						
Privates, Class 1.....	13	1,900				
Class 2.....	4	2,000				
Class 3.....	3	2,100				
Class 4.....	2	2,200				
Class 5.....	9	2,300				
Class 6.....	20	2,400				
	51	112,100				
Deduct 10 class 1 privates.....		19,100				
	41	93,000				
Deduct salary lapses.....		16,530				
Deduct legislative reductions.....		7,647				
Total allowed for special street rail- way crossing force.....		68,823				
Salaries, officers and members, present force.....		2,721,177		2,570,000		3,092,964
01 Total estimate or appropriation.....		2,790,000		2,570,000		3,092,964

For personal services, **[\$103,000]** \$109,980 (act June 16, 1933, 48 Stat., p. 237).

Est. 1935, \$109,980

App. 1934, \$103,000

By objects	Obligations					
	Estimate, 1935		Estimate, 1934		Actual, 1933	
	Posi- tions	Av. salary	Posi- tions	Av. salary	Posi- tions	Av. salary
PERSONAL SERVICES, DEPARTMENTAL						
Clerical, administrative, and fiscal service:						
Grade 10. Junior administrative officer.....	1	\$3,500	1	\$3,500	1	\$3,500
Grade 6. Principal photographer.....	1	2,300	1	2,300	1	2,300
Grade 5. Head stenographer.....	1	2,400	1	2,400	1	2,400
Senior clerk-stenographer.....	3	2,167	3	2,167	3	2,167
Senior investigating assistant.....	1	2,100	1	2,100	1	2,100
Grade 3. Assistant clerk-stenographer.....	2	1,680	2	1,680	2	1,680
Assistant clerk.....	1	1,620	1	1,620	1	1,740
Grade 2. Junior clerk.....	2	1,620	2	1,620		
Junior clerk-typist.....	8	1,495	8	1,495	10	1,500
Junior clerk-stenographer.....	2	1,500	2	1,500	2	1,500
Junior operator.....	1	1,500	1	1,500	1	1,500
Grade 1. Under clerk-typist.....	13	1,514	13	1,514	13	1,514
Custodial service:	1	1,260	1	1,260	1	1,260
Grade 6. Mechanic.....	1	1,680	1	1,680	1	1,680
Grade 5. Senior domestic attendant.....	1	1,500	1	1,500	1	1,500
Grade 4. Junior domestic attendant.....	5	1,416	5	1,416	5	1,416
Grade 3. Guard.....	6	1,200	6	1,200	6	1,200
Messenger.....	1	1,440	1	1,440	1	1,440
Senior laborers (janitor).....	17	1,287	17	1,287	20	1,287
Special class (surgeon).....	6	3,040	6	3,040	6	3,040
Subprofessional service:						
Grade 5. Nurse.....	1	1,800	1	771	1	771
Deduct allowance for subsistence and quarters.....	75	123,240	75	122,211	78	126,147
Deduct lapses and administrative furloughs.....		600		600		600
Deduct legislative reductions.....		440		541		
Net total obligations.....		12,220		18,070		12,361
Estimated savings and unobligated balance.....		109,980		103,000		113,186
01 Total estimate or appropriation.....						9,864
		109,980		103,000		123,050

MISCELLANEOUS

For fuel, \$7,000 (same act).

Est. 1935, \$7,000

App. 1934, \$7,000

By objects	Obligations		
	Estimate, 1935	Estimate, 1934	Actual, 1933
1935 1934 1933			
340 340 398 tons white ash stove coal.....	\$4,526	\$4,526	\$5,258
280 280 318 tons bituminous lump coal.....	2,264	2,264	2,543
1,000 1,000 1,000 gallons fuel oil.....	55	55	52
15 15 15 cords wood, pine.....	155	155	152
Total obligations.....	7,000	7,000	8,005
Unobligated balance.....			495
Total estimate or appropriation.....	7,000	7,000	8,500

For repairs and improvements to police stations and station grounds, \$8,000 (same act).

Est. 1935, \$8,000

App. 1934, \$8,000

By objects	Obligations		
	Estimate, 1935	Estimate, 1934	Actual, 1933
Labor.....	\$5,500	\$5,500	\$6,756
Material.....	2,500	2,500	5,744
Total estimate or appropriation.....	8,000	8,000	12,500

For miscellaneous and contingent expenses, including rewards for fugitives, purchase of gas equipment and firearms, maintenance of card system, stationery, city directories, books of reference, periodicals, newspapers, telegraphing, telephoning, photographs, rental and maintenance of teletype system and labor-saving devices, telephone service charges, purchase, maintenance and servicing of radio broadcasting systems, including purchase of equipment, gas, ice, washing, meals for prisoners, medals of award, not to exceed \$300 for car tickets, furniture, and repair thereto, beds and bed clothing, insignia of office, police equipments and repairs to same,

and mounted equipment, flags and halyards, storage of stolen or abandoned property, and traveling and other expenses incurred in prevention and detection of crime and other necessary expenses, including expenses of harbor patrol, **[\$70,000]** \$67,500, of which amount not exceeding \$2,000 may be expended by the major and superintendent of police for prevention and detection of crime, under his certificate, approved by the Commissioners, and every such certificate shall be deemed a sufficient voucher for the sum therein expressed to have been expended: *Provided, That the War Department may, in its discretion, furnish the Commissioners for use of the police, upon requisition, such worn, obsolete, or surplus equipment suitable for police work as may be required: Provided further, That the Commissioners are authorized to employ the electrician of the District Building to repair speedometers at such cost not exceeding \$250 as they may approve payment to be in addition to his regular compensation, and such services to be performed after regular working hours (act June 16, 1933, 48 Stat., p. 237).*

Est. 1935, \$67,500

App. 1934, \$70,000

By objects	Obligations		
	Estimate, 1935	Estimate, 1934	Actual, 1933
Composing machine (linotype) repairs and parts.....		\$150	\$114
Rental and maintenance teletype system.....	\$7,500	7,500	7,465
Maintenance and servicing, radio broadcasting system.....	8,750	6,800	11,432
Furniture, blankets, linens, etc.....	2,500	2,500	3,018
Gas and electricity.....	7,000	9,500	6,616
Laundry.....		350	56
Meals for prisoners.....	11,250	13,000	9,593
Miscellaneous (adding machines, awnings, badges, batons, brooms, buckets, brushes, directories, flags and halyards, hand grenades, hose, ice, kerosene, lamps, lanterns, lineoleums, newspapers, photo supplies, medals of award, rewards, rent of telephones, removal of ashes, safes, screens, soaps, storage, typewriters, telephoning, tolls, telegrams, window shades, etc.).....	13,250	13,300	17,712
Prevention and detection of crime.....	10,950	11,702	10,267
Printers' supplies.....		500	333
Repairs to furniture and equipment.....			825
Repairs to speedometers.....	250	250	250
Revolvers, cartridges, holsters, and machine-gun equipment.....	2,000	1,000	162
Repairs to revolvers.....	600		
Tear gas, guns and equipment.....			839
Stationery.....	3,450	3,450	2,428
Total obligations.....	67,500	70,000	71,100
Unobligated balance.....			400
Total estimate or appropriation.....	67,500	70,000	71,500

For purchase, exchange, and maintenance of passenger-carrying and other motor vehicles and the replacement of those worn out in the service and condemned, **[\$60,000]** \$65,000, including **[not to exceed \$2,000 for two patrol wagons and]** not to exceed \$2,800 for two police cruisers (same act).

Est. 1935, \$65,000

App. 1934, \$60,000

By objects	Obligations		
	Estimate, 1935	Estimate, 1934	Actual, 1933
Casings and tubes.....	\$4,500	\$4,500	\$2,229
Gasoline, oils, and lubricants.....	18,000	17,500	16,952
Miscellaneous (bulbs, chains, jacks, paints, polish, soaps, sponges, tools, waste, etc.).....	700	700	1,280
Automobile and motorcycle replacements.....	22,600	18,100	29,080
Repairs and parts (automobiles and motorcycles).....	19,200	19,200	24,384
Total obligations.....	65,000	60,000	73,925
Unobligated balance.....			1,075
Total estimate or appropriation.....	65,000	60,000	75,000

Uniforms: For furnishing uniforms and other official equipment prescribed by department regulations as necessary and requisite in the performance of duty to officers and members of the Metropolitan Police, including cleaning, alteration, and repair of articles transferred from one individual to another, **[\$45,000]** \$50,000 (acts May 25, 1926, 44 Stat., p. 635; June 16, 1933, 48 Stat., p. 238).

Est. 1935, \$50,000

App. 1934, \$45,000

Uniforms, repairing and altering, and other official equipment: Obligations—1935, \$50,000; 1934, \$45,000; 1933, \$59,860 (unobligated balance, \$140).

HOUSE OF DETENTION

For maintenance of a suitable place for the reception and detention of girls and women over seventeen years of age, arrested by the police on charge of offense against any laws in force in the District of Columbia, or held as witnesses or held pending final investigation or examination, or otherwise, including transportation, the [purchase and] maintenance of necessary motor vehicles, clinic supplies, food, upkeep and repair of buildings, fuel, gas, ice, laundry, supplies and equipment, electricity, and other necessary expenses, [\$8,880] \$8,424; for personal services, [\$7,120] \$7,538; in all, [\$16,000] \$15,962 (act June 16, 1933, 48 Stat., p. 238).

Est. 1935, \$15,962

App. 1934, \$16,000

By objects	Obligations					
	Estimate, 1935		Estimate, 1934		Actual, 1933	
	Posi- tions	Av. salary	Posi- tions	Av. salary	Posi- tions	Av. salary
PERSONAL SERVICES, DEPARTMENTAL						
Clerical, administrative, and fiscal service:						
Grade 3. Assistant clerk.....	1	\$1,920	1	\$1,920	1	\$1,920
Grade 1. Underclerk.....	1	1,440	1	1,440	1	1,440
Custodial service:						
Grade 5. Senior domestic attendant.....	1	1,680	1	1,680	1	1,680
Grade 4. Junior domestic attendant.....	2	2,820	2	2,820	2	2,820
Grade 3. Minor mechanic.....	2	1,320	2	1,320	2	1,320
Under domestic attendant.....					1	1,200
Total permanent, departmental.....	7	10,500	7	10,500	8	11,700
Deduct subsistence and quarters furnished.....		1,200		1,200		1,200
Deduct administrative furloughs.....		924		605		
Deduct legislative reductions.....		838		1,575		1,180
		7,538		7,120		9,320
Deduct lapses.....						562
Net permanent, departmental.....		7,538		7,120		8,758
Estimated savings and unobligated balance.....						1,802
01 Personal services (net).....		7,538		7,120		10,560
OTHER OBLIGATIONS						
Repairs, parts, and maintenance of auto- mobiles.....		500		656		228
Food and groceries.....		2,150		2,200		2,156
Fuel.....		900		1,000		956
Furniture, furnishings, and linen.....		350		350		343
Gas and electricity.....		980		980		970
Laundry.....		2,000		2,100		2,045
Miscellaneous (awnings, blankets, brooms, brushes, clothing, laundry, disinfectants, dry goods, ice, removal of ashes, soaps, shoes, tools, telephones, etc.).....		900		950		904
Repairs to buildings.....		644		644		513
Total other obligations.....		8,424		8,880		8,115
Grand total obligations.....		15,962		16,000		18,675
Unobligated balance.....						2,135
Total estimate or appropriation.....		15,962		16,000		20,810

Total, Metropolitan Police, District of Columbia:

Estimate 1935, \$3,113,442

Appropriated 1934, \$2,879,000

POLICEMEN AND FIREMEN'S RELIEF FUND

Policemen and Firemen's Relief Fund, District of Columbia—

To pay the relief and other allowances as authorized by law, such sum as is necessary for said purposes for the fiscal year [1934] 1935 is appropriated from the policemen and firemen's relief fund (act June 16, 1933, 48 Stat., p. 238).

FIRE DEPARTMENT

SALARIES

Fire Department, District of Columbia—

For the pay of officers and members of the fire department, in accordance with the Act entitled "An Act to fix the salaries of officers and members of the Metropolitan Police Force, the United States Park Police Force, and the fire department of the District of Columbia" (43 Stat. 175), as amended by the Act of July 1, 1930 (46 Stat. 839-841), [\$1,800,000] \$1,894,500 (acts May 27, 1924, 43 Stat., p. 175; July 1, 1930, 46 Stat., pp. 839-841; June 16, 1933, 48 Stat., p. 238).

Est. 1935, \$1,894,500

App. 1934, \$1,800,000

Fire Department, District of Columbia—Continued.

By objects	Obligations					
	Estimate, 1935		Estimate, 1934		Actual, 1933	
	Posi- tions	Av. salary	Posi- tions	Av. salary	Posi- tions	Av. salary
PERSONAL SERVICES						
Chief engineer.....	1	\$8,000	1	\$8,000	1	\$8,000
Deputy chief engineer.....	2	5,000	2	5,000	2	5,000
Battalion chief engineer.....	16	4,500	16	4,500	16	4,500
Fire marshal.....	1	5,000	1	5,000	1	5,000
Deputy fire marshal.....	1	3,000	1	3,000	1	3,000
Inspector.....	7	2,460	7	2,460	7	2,460
Captain.....	47	3,000	47	3,000	48	3,000
Lieutenant.....	46	2,840	46	2,840	46	2,840
Sergeant.....	50	2,600	50	2,600	50	2,600
Superintendent of machinery.....	1	5,000	1	5,000	1	5,000
Assistant superintendent of machinery.....	1	3,000	1	3,000	1	3,000
Pilot.....	2	2,600	2	2,600	2	2,600
Marine engineer.....	2	2,600	2	2,600	2	2,600
Assistant marine engineer.....	2	2,460	2	2,460	2	2,460
Marine firemen.....	2	2,100	2	2,100	2	2,100
		1,900		1,900		1,900
		2,000		2,000		2,000
Private.....	689	2,100	689	2,100	703	2,100
		2,200		2,200		2,200
		2,300		2,300		2,300
		2,400		2,400		2,400
Total salaries.....	870	2,114,920	870	2,119,556	885	2,152,100
Deduct lapses and administrative furloughs.....		9,920		2,318		4,752
Deduct legislative reductions.....		210,500		317,238		214,670
01 Personal services (net).....		1,894,500		1,800,000		1,932,678
Transferred to Hospital for Insane, District of Columbia.....						+13,000
Net total obligations.....		1,894,500		1,800,000		1,945,678
Estimated savings and unobligated balance.....						219,422
Total estimate or appropriation.....		1,894,500		1,800,000		2,165,100

For personal services, [\$4,794] \$5,058 (acts May 27, 1924, 43 Stat., p. 175; July 1, 1930, 46 Stat., p. 973; June 16, 1933, 48 Stat., p. 238).

Est. 1935, \$5,058

App. 1934, \$4,794

By objects	Obligations					
	Estimate, 1935		Estimate, 1934		Actual, 1933	
	Posi- tions	Av. salary	Posi- tions	Av. salary	Posi- tions	Av. salary
PERSONAL SERVICES, DEPARTMENTAL						
Clerical, administrative and fiscal service:						
Grade 5. Head stenographer.....	1	\$2,000	1	\$2,000	1	\$2,300
Grade 5. Senior clerk.....	1	2,000	1	2,000	1	2,000
Grade 3. Stenographer.....	1	1,620	1	1,620	1	1,620
Total permanent, departmental.....	3	5,620	3	5,620	3	5,920
Deduct lapses and administrative furloughs.....						342
Net permanent, departmental.....		5,620		5,620		5,578
Deduct legislative reductions in compensa- tion.....		562		826		562
01 Personal services (net).....		5,058		4,794		5,016
Estimated savings and unobligated bal- ances.....						904
Total estimate or appropriation.....		5,058		4,794		5,920

MISCELLANEOUS

For repairs and improvements to buildings and grounds, \$20,000 (act June 16, 1933, 48 Stat., p. 238).

Est. 1935, \$20,000

App. 1934, \$20,000

By objects	Obligations		
	Estimate, 1935	Estimate, 1934	Actual, 1933
General repairs.....	\$8,000	\$8,000	\$8,330
Tinning.....	500	500	891
Heating.....	2,000	2,000	2,491
Painting.....	5,000	5,000	7,290
Glazing.....	200	200	139
Plumbing.....	2,050	2,050	3,095
Toilet facilities.....	200	200	238
Roofing.....	1,500	1,500	1,779
Electrical work.....	500	500	690
Fire prevention.....	50	50	57
Total estimate or appropriation.....	20,000	20,000	25,000

Uniforms: For furnishing uniforms and other official equipment prescribed by department regulations as necessary and requisite in the performance of duty to officers and members of the fire department, including cleaning, alteration, and repair of articles transferred from one individual to another, **[\$21,000.]** \$23,000 (acts May 25, 1926, 44 Stat., p. 635; June 16, 1933, 48 Stat., p. 238).

Est. 1935, \$23,000

App. 1934, \$21,000

Uniforms and official equipment: Obligations—1935, \$23,000; 1934, \$21,000; 1933, \$29,664 (unobligated balance, \$336).

For repairs to apparatus, motor vehicles, and other motor-driven apparatus, fire boat and for new apparatus, new motor vehicles, new appliances, employment of mechanics, helpers, and laborers in the fire department repair shop, and for the purchase of necessary supplies, materials, equipment, and tools, **[\$41,000.]** \$42,217: *Provided*, That the Commissioners are authorized, in their discretion, to build or construct, in whole or in part, fire-fighting apparatus in the fire department repair shop (act June 16, 1933, 48 Stat., p. 238).

Est. 1935, \$42,217

App. 1934, \$41,000

By objects				Obligations		
				Estimate, 1935	Estimate, 1934	Actual, 1933
PERSONAL SERVICES	Per diem			Number	Number	Number
	1935	1934	1933			
Mechanic, senior machinist.....	\$7.84	\$7.84	\$7.84	1	1	1
Mechanic, machinist.....	7.60	7.60	7.60	3	3	3
Mechanic, machinist.....	6.64	6.64	6.64	1	1	1
Mechanic, automobile.....	7.60	7.60	7.60	2	2	2
Mechanic, blacksmith.....	7.60	7.60	7.60	1	1	1
Mechanic, coach painter.....	7.60	7.60	7.60	1	1	1
Mechanic, molder.....	6.64	6.64	6.64	1	1	1
Mechanic, minor.....	5.28	5.28	5.28	1	1	1
Total salaries.....				\$24,827	\$24,827	\$24,507
Deduct legislative furloughs.....				2,483	3,724	2,597
01 Personal services (net).....				22,344	21,103	21,910
OTHER OBLIGATIONS						
Repair parts.....				15,673	15,697	17,890
New apparatus and appliances.....				2,000	2,000	3,249
Shop supplies, tools, and equipment.....				1,000	1,000	661
Fire boat.....				1,200	1,200	1,145
Total other obligations.....				19,873	19,897	22,945
Grand total obligations.....				42,217	41,000	44,855
Estimated savings and unobligated balance.....						3,145
Total estimate or appropriation.....				42,217	41,000	48,000

For hose, \$9,000 (*same act*).

Est. 1935, \$9,000

App. 1934, \$9,000

By objects				Obligations		
				Estimate, 1935	Estimate, 1934	Actual, 1933
Hose, 2½ inch.....				\$8,500	\$8,500	\$8,754
Miscellaneous (chemical, suction, extinguisher hose, washers).....				500	500	645
Total obligations.....				9,000	9,000	9,399
Unobligated balance.....						201
Total estimate or appropriation.....				9,000	9,000	9,600

For fuel, **[\$20,000]** \$21,000 (*same act*).

Est. 1935, \$21,000

App. 1934, \$20,000

Coal, wood, fuel oil, and gasoline: Obligations—1935, \$21,000; 1934, \$20,000; 1933, \$21,782 (unobligated balance, \$6,218).

For contingent expenses, furniture, fixtures, oil, blacksmithing, gas and electric lighting, flags and halyards, medals of award, and other necessary items, \$20,000 (*same act*).

Est. 1935, \$20,000

App. 1934, \$20,000

Fire Department, District of Columbia—Continued.

By objects	Obligations		
	Estimate, 1935	Estimate, 1934	Actual, 1933
Furniture, fixtures, and household goods (tables, cupboards, lockers, chairs, filing and transfer cases, mirrors, clocks, typewriters, desks, electric fans, blankets, mattresses and pillows, bed linen, towels, rubber matting, stepladders, dust pans, garbage and trash cans, coal shovels, lawn mowers, etc.).....	\$1,993	\$1,993	\$4,170
Oils and lubricants.....	435	435	435
Gas and electricity.....	9,160	9,160	9,160
Laundry.....	2,479	2,479	2,479
Ice.....	1,210	1,210	1,210
Cleaning materials (brushes, brooms, mops and handles, soap power, scouring, laundry and toilet soap, sponges, disinfectant, floor wax, metal polish, rags, chamois, etc.).....	1,800	1,800	2,500
Removal of ashes.....	803	803	803
Telephones.....	120	120	120
Supplies and other necessary items (flags and halyards, sash cord, paint, varnish, electric lamps, flashlight batteries, flashlights, electric switches, fuses, first aid supplies, stationery, medals of award, kerosene, soda and acid, etc.).....	1,000	1,000	1,625
Repairs to electric lights and other equipment.....	1,000	1,000	1,683
Total obligations.....	20,000	20,000	24,185
Unobligated balance.....			815
Total estimate or appropriation.....	20,000	20,000	25,000

For three combination hose wagons and one pumping engine, triple combination, all motor driven; in all, \$30,000 (*submitted*).

Est. 1935, \$30,000

By objects	Obligations		
	Estimate, 1935	Estimate, 1934	Actual, 1933
Aerial hook and ladder truck, motor driven.....			1 \$13,000
Combination hose wagons, motor driven.....	3 \$19,500		2 12,760
Pumping engines, triple combination, motor driven.....	1 10,500		1 10,200
Total obligations.....	30,000		35,960
Unobligated balance.....			6,540
Total estimate or appropriation.....	30,000		42,500

Total, Fire Department, District of Columbia:

Estimate 1935, **\$2,064,775**Appropriated 1934, **\$1,935,794**

HEALTH DEPARTMENT

Health Department, District of Columbia—

Salaries: For personal services, **[\$155,000]** \$164,070 (act June 16, 1933, 48 Stat., p. 239).

Est. 1935, \$164,070

App. 1934, \$155,000

By objects	Obligations					
	Estimate, 1935		Estimate, 1934		Actual, 1933	
PERSONAL SERVICES, DEPARTMENTAL	Posi- tions	Av. salary	Posi- tions	Av. salary	Posi- tions	Av. salary
Professional service:						
Grade 7. Health officer.....	1	\$7,000	1	\$7,000	1	\$7,000
Grade 6. Assistant health officer.....	1	5,600	1	5,600	1	5,600
Grade 5. Chief, Bureau of Preventable Diseases.....	1	4,600	1	4,600	1	4,600
Chemist.....	1	4,600	1	4,600	1	4,600
Chief Food Inspector.....	1	4,600	1	4,600	1	4,600
Grade 4. Microanalyst.....	1	3,800	1	3,800	1	3,800
Grade 3. Serologist.....	1	3,200	1	3,200	1	3,200
Grade 2. Assistant chemist.....	1	2,600	1	2,600	1	2,600
Food inspector (veterinarian).....	9	2,666	9	2,666	9	2,666
Subprofessional service:						
Grade 8. Chief sanitary inspector.....	1	2,600	1	2,600	1	2,600
Grade 7. Food inspector.....	1	2,300	1	2,300	1	2,300
Grade 6. Assistant chief sanitary inspector.....	1	2,000	1	2,000	1	2,000
Assistant bacteriologist.....	2	2,100	2	2,100	2	2,100
Mattress inspector.....	1	2,000	1	2,000	1	2,000

Health Department, District of Columbia—Continued.

By objects	Obligations					
	Estimate, 1935		Estimate, 1934		Actual, 1933	
	Posi- tions	Av. salary	Posi- tions	Av. salary	Posi- tions	Av. salary
PERSONAL SERVICES, DEPARTMENTAL—CON.						
Subprofessional service—Continued.						
Grade 5. Inspector.....	35	\$1,898	35	\$1,898	35	\$1,898
Grade 3. Junior laboratory aid.....	1	1,500	1	1,500	1	1,500
Grade 2. Under scientific helper.....	1	1,380	1	1,380	1	1,380
Clerical, administrative, and fiscal service:						
Grade 9. Chief clerk and deputy health officer.....	1	3,200	1	3,200	1	3,200
Grade 6. Assistant chief food inspector.....	1	2,500	1	2,500	1	2,500
Chief, Bureau of Vital Statistics.....	1	2,500	1	2,500	1	2,500
Grade 4. Principal stenographer.....	1	2,040	1	2,040	1	2,040
Senior clerk.....	2	1,800	2	1,800	2	1,800
Grade 3. Senior stenographer.....	1	1,800	1	1,800	1	1,800
Assistant clerk.....	1	1,800	1	1,800	1	1,800
Grade 2. Junior clerk (typist).....	10	1,518	10	1,518	10	1,518
Grade 1. Under clerk.....	1	1,260	1	1,260	1	1,260
Custodial service:						
Grade 3. Messenger.....	2	1,320	2	1,320	2	1,320
Chauffeur.....	2	1,320	2	1,320	2	1,320
Watchman.....	1	1,260	1	1,260	1	1,260
Grade 2. Poundman.....	3	1,140	3	1,140	3	1,140
Poundmaster.....	1	3,080	1	3,080	1	3,080
Total permanent, departmental.....	88	189,140	88	189,140	88	189,530
Deduct lapses and administrative furloughs.....		6,840		5,939		1,387
Net permanent, departmental.....		182,300		183,201		188,143
Deduct legislative reductions.....		18,230		28,201		18,848
01 Personal services (net).....		164,070		155,000		169,295
Estimated savings and unobligated balances.....						20,235
Total estimate or appropriation.....		164,070		155,000		189,530

Prevention of contagious diseases: For contingent expenses incident to the enforcement of the provisions of an Act to prevent the spread of contagious diseases in the District of Columbia, approved March 3, 1897 (29 Stat., pp. 635-641), and an Act for the prevention of scarlet fever, diphtheria, measles, whooping cough, chickenpox, epidemic cerebrospinal meningitis, and typhoid fever in the District of Columbia, approved February 9, 1907 (34 Stat., pp. 889-890), and an Act to provide for registration of all cases of tuberculosis in the District of Columbia, for free examination of sputum in suspected cases, and for preventing the spread of tuberculosis in said District of Columbia, approved May 13, 1908 (35 Stat., pp. 126-127), under the direction of the health officer of said District, manufacture of serums, including their use in indigent cases, and for the prevention of infantile paralysis and other communicable diseases, and of an Act for the prevention of venereal diseases in the District of Columbia, and for other purposes, approved February 26, 1925 (43 Stat., pp. 1001-1003), and for maintenance of disinfecting service, including salaries or compensation for personal services, when ordered in writing by the Commissioners and necessary for the enforcement and execution of said Acts, and for the prevention of such other communicable diseases as hereinbefore provided, and purchase of reference books and medical journals, **[\$28,000]** \$29,183: *Provided*, That any bacteriologist employed under this appropriation may be assigned by the health officer to the bacteriological examination of milk and other dairy products and of the water supplies of dairy farms, and to such other sanitary works as in the judgment of the health officer will promote the public health, whether such examinations, be or be not directly related to contagious diseases (*acts Mar. 3, 1897, 29 Stat., pp. 635-641; Feb. 9, 1907, 34 Stat., pp. 889-890; May 13, 1908, 35 Stat., pp. 126-127; Feb. 26, 1925, 43 Stat., pp. 1001-1003; June 16, 1933, 48 Stat., p. 239*).

Est. 1935, \$29,183

App. 1934, \$28,000

By objects	Obligations					
	Estimate, 1935		Estimate, 1934		Actual, 1933	
	Posi- tions	Av. salary	Posi- tions	Av. salary	Posi- tions	Av. salary
PERSONAL SERVICES, DEPARTMENTAL						
Professional service:						
Grade 5. Bacteriologist.....	1	\$4,500	1	\$4,800	1	\$4,800
Grade 3. Medical inspector.....	2	3,400	2	3,400	2	3,400
Grade 2. Medical inspector.....	1	2,800	1	2,800	1	2,800
Subprofessional service:						
Grade 5. Inspector nurse.....	2	1,980	2	1,980	2	1,980
Grade 3. Laboratory aid.....	1	1,680	1	1,680	1	1,680
Clerical, administrative, and fiscal service:						
Grade 4. Clerk.....	1	1,980	1	1,980	1	1,980
Grade 2. Clerk.....	2	1,500	2	1,500	2	1,500
Custodial service:						
Grade 4. Chauffeur (ambulance driver).....	3	1,440	3	1,440	3	1,440
Total permanent, departmental.....	13	29,340	13	29,340	13	29,340

Health Department, District of Columbia—Continued.

By objects	Obligations		
	Estimate, 1935	Estimate, 1934	Actual, 1933
PERSONAL SERVICES, DEPARTMENTAL—CON.			
Temporary employees, departmental.....	\$2,825	\$2,825	\$2,825
All personal services, departmental.....	32,165	32,165	32,165
Deduct lapses and administrative furloughs.....		4,825	3,192
Deduct legislative reductions.....	32,165	27,340	28,973
	3,217	2,340	3,192
01 Personal services (net).....	28,948	25,000	25,781
OTHER OBLIGATIONS			
Vaccines, etc.....	4,400	3,000	4,048
Grand total obligations.....	33,348	28,000	29,829
Estimated savings and unobligated balances.....	4,165		8,171
Total estimate or appropriation.....	29,183	28,000	38,000

Garfield Hospital, Isolating Ward, District of Columbia—

For isolating wards for minor contagious diseases at Garfield Memorial Hospital, maintenance, **[\$22,500]** \$25,000, or so much thereof as in the opinion of the Commissioners may be necessary (*act June 16, 1933, 48 Stat., p. 239*).

Est. 1935, \$25,000

App. 1934, \$22,500

By objects	Obligations		
	Estimate, 1935	Estimate, 1934	Actual, 1933
PERSONAL SERVICES			
Isolating wards.....	\$25,000	\$22,500	\$22,500
Received by transfer from "Street and road improvement and repairs, 1933, services" Second deficiency act Mar. 4, 1933.....			+3,375
			+2,000
Total estimate or appropriation.....	25,000	22,500	27,875

For the maintenance of a dispensary or dispensaries for the treatment of indigent persons suffering from tuberculosis and of indigent persons suffering from venereal diseases, including payment for personal services, rent, supplies, and contingent expenses, **[\$33,112]** \$34,398: *Provided*, That the Commissioners may accept such volunteer services as they deem expedient in connection with the establishment and maintenance of the dispensaries herein authorized: *Provided further*, That this shall not be construed to authorize the expenditure or the payment of any money on account of any such volunteer service (*same act*).

Est. 1935, \$34,398

App. 1934, \$33,112

By objects	Obligations					
	Estimate, 1935		Estimate, 1934		Actual, 1933	
	Posi- tions	Av. salary	Posi- tions	Av. salary	Posi- tions	Av. salary
PERSONAL SERVICES, DEPARTMENTAL						
Professional service:						
Grade 4. Director, venereal disease clinic.....	1	\$1,720	1	\$1,720	1	\$720
Unclassified (attending physicians).....	1	720	1	720	1	720
	10	480	10	480	10	480
	1	360	1	360	1	360
Subprofessional service:						
Grade 5. Nurse.....	6	1,860	6	1,860	6	1,860
Social worker.....	2	1,830	2	1,830	2	1,830
Custodial service:						
Grade 3. Caretaker.....	2	1,230	2	1,230	2	1,230
Grade 2. Caretaker.....	1	1,140	1	1,140	1	1,140
Total permanent, departmental.....	24	26,020	24	26,020	24	22,764
Deduct lapses and administrative furloughs.....						1,410
		26,020		26,020		21,354
Deduct legislative reductions.....		2,602		3,903		1,978
01 Personal services (net).....		23,418		22,117		19,376
OTHER OBLIGATIONS						
02 Supplies and materials.....		10,980		7,092		21,236
Grand total obligations.....		34,398		29,209		40,612
Estimated savings and unobligated balances.....				3,903		3,388
Total estimate or appropriation.....		34,398		33,112		44,000

For enforcement of the provisions of an Act to provide for the drainage of lots in the District of Columbia, approved May 19, 1896 (29 Stat., pp. 125-126), and an Act to provide for the abatement of nuisances in the District of Columbia by the Commissioners, and for other purposes, approved April 14, 1906, **[\$500]** \$1,000 (*acts May 19, 1896, 29 Stat., pp. 125-126; June 16, 1933, 48 Stat., p. 239*).

Est. 1935, \$1,000

App. 1934, \$500

Connecting premises with sewers and water, removing refuse, etc.: Obligations—1935, \$1,000; 1934, \$500; 1933, \$1,247; estimated savings and unobligated balance, \$1,753).

Hygiene and sanitation, public schools: Salaries: For personal services in the conduct of hygiene and sanitation work in the public schools, including the necessary expenses of maintaining free dental clinics, **[\$80,000]** \$84,554: *Provided*, That of the persons employed as medical inspectors one shall be a woman, four shall be dentists, and four shall be of the colored race, and that of the graduate nurses employed as public-school nurses three shall be of the colored race (*act of June 16, 1933, 48 Stat., pp. 239-240*).

Est. 1935, \$84,554

App. 1934, \$80,000

By objects	Obligations					
	Estimate, 1935		Estimate, 1934		Actual, 1933	
	Posi- tions	Av. salary	Posi- tions	Av. salary	Posi- tions	Av. salary
PERSONAL SERVICE, DEPARTMENTAL						
Professional service:						
Grade 5. Chief medical and sanitary inspector of schools.....	1	\$4,800	1	\$4,800	1	\$4,800
Special class. Medical inspector of schools.....	14	1,860	14	1,860	14	1,860
Dental inspector of schools.....	4	1,560	4	1,560	4	1,560
Dental operator.....	12	1,670	12	1,670	12	1,670
Subprofessional service:						
Grade 6. Physiotherapists aids.....	2	2,000	2	2,000	2	2,000
Grade 5. Nurse.....	12	1,895	12	1,895	12	1,895
Grade 3. Dental hygienist.....	6	1,480	6	1,480	6	1,480
Total permanent, departmental.....	51	92,740	51	92,740	51	92,806
Deduct lapses and administrative furloughs.....		1,680				83
		91,060		92,740		92,723
Deduct legislative deductions.....		9,106		15,340		10,232
01 Personal services (net).....		81,954		77,400		82,491
OTHER OBLIGATIONS						
Dental supplies.....		2,600		2,600		3,174
Grand total obligations.....		84,554		80,000		85,665
Estimated savings and unobligated balances.....						10,315
Total estimate or appropriation.....		84,554		80,000		95,980

For maintenance of laboratories, including reference books and periodicals, apparatus, equipment, and necessary contingent and miscellaneous expenses, **[\$2,000]** \$1,800 (*act June 16, 1933, 48 Stat., p. 240*).

Est. 1935, \$1,800

App. 1934, \$2,000

Journals, chemicals, drugs, glassware, etc.: Obligations—1935, \$1,800; 1934, \$2,000; 1933, \$2,093 (estimated savings and unobligated balance, \$407).

For contingent expenses incident to the enforcement of an Act relating to the adulteration of foods and drugs in the District of Columbia approved February 17, 1898 (30 Stat., pp. 246-248), an Act to prevent the adulteration of candy in the District of Columbia, approved May 5, 1898 (30 Stat., p. 398), an Act for preventing the manufacture, sale, or transportation of adulterated or misbranded or poisonous or deleterious foods, drugs, medicines, and liquors, and for regulating traffic therein, and for other purposes, approved June 30, 1906 (34 Stat., pp. 768-772), and an Act to regulate, within the District of Columbia, the sale of milk, cream, and ice cream, and for other purposes, approved February 27, 1925 (43 Stat., pp. 1004-1008), including traveling and other necessary expenses of dairy-farm inspectors; and including not to exceed \$100 for special services in detecting adulteration of drugs and foods, including candy and milk, \$6,000: *Provided*, That inspectors of dairy farms may receive an allowance for furnishing privately owned motor vehicles in the performance of official duties at the rate of not to exceed \$312 per annum for each inspector (*acts Feb. 17, 1898, 30 Stat., pp. 246-248; May 5, 1898, 30 Stat., p. 398*;

June 30, 1906, 34 Stat., pp. 768-772; Feb. 27, 1925, 43 Stat., pp. 1004-1008; June 16, 1933, 48 Stat., p. 240).

Est. 1935, \$6,000

App. 1934, \$6,000

By objects	Obligations					
	Estimate, 1935		Estimate, 1934		Actual, 1933	
	Posi- tions	Av. salary	Posi- tions	Av. salary	Posi- tions	Av. salary
PERSONAL SERVICES						
Special services:						
Inspector, at \$2.50 per diem.....	1	\$100	1	\$100	1	\$20
OTHER OBLIGATIONS						
Maintenance of motor vehicles.....		2,500		2,500		3,134
Travel expenses.....		3,100		3,100		3,192
Contingent and miscellaneous expenses.....		300		300		206
Total other obligations.....		5,900		5,900		6,532
Grand total obligations.....		6,000		6,000		6,552
Estimated savings and unobligated balances.....						1,748
Total estimate or appropriation.....		6,000		6,000		8,300

For maintenance and operation of motor ambulances and motor vehicles, **[\$800]** \$900 (*act June 16, 1933, 48 Stat., p. 240*).

Est. 1935, \$900

App. 1934, \$800

Maintenance of motor vehicles: Obligations—1935, \$900; 1934, \$800; 1933, purchase and maintenance, \$1,596 (estimated savings and unobligated balance, \$404).

Child Welfare and Hygiene Service, District of Columbia—

Child welfare and hygiene: For maintaining a child-hygiene service, including the establishment and maintenance of child-welfare stations for the clinical examinations, advice, care, and maintenance of children under six years of age, payment for personal services, rent, fuel, periodicals, and supplies, **[\$44,000]** \$45,834: *Provided*, That the Commissioners may accept such volunteer services as they may deem expedient in connection with the establishment and maintenance of the service herein authorized: *Provided further*, That this shall not be construed to authorize the expenditure or the payment of any money on account of any such volunteer service (*same act*).

Est. 1935, \$45,834

App. 1934, \$44,000

By objects	Obligations					
	Estimate, 1935		Estimate, 1934		Actual, 1933	
	Posi- tions	Av. salary	Posi- tions	Av. salary	Posi- tions	Av. salary
PERSONAL SERVICES, DEPARTMENTAL						
Professional service:						
Grade 2. Director.....	1	\$2,800	1	\$2,800	1	\$2,800
Special class. Attending physician.....	17	360	17	360	17	360
Subprofessional service:						
Grade 6. Chief nurse.....	1	2,200	1	2,200	1	2,200
Grade 5. Nurse.....	13	1,842	13	1,842	14	1,847
Grade 4. Nurse.....	1	1,680	1	1,680	1	1,680
Custodial service:						
Grade 2. Charwoman (maid).....	11	469	11	469	11	469
Total permanent, departmental.....	44	41,299	44	41,299	45	42,148
Temporary employees, departmental.....	2	369	2	360	2	124
All personal services, departmental.....	46	41,659	46	41,659	47	42,272
Deduct lapses and administrative furloughs.....						145
		41,659		41,659		42,127
Deduct legislative reduction.....		4,166		6,059		3,747
01 Personal services (net).....		37,493		35,600		38,380
OTHER OBLIGATIONS						
Rents.....		6,400		6,400		7,380
Supplies and materials.....		1,941		2,000		2,348
Total other obligations.....		8,341		8,400		9,728
Grand total obligations.....		45,834		44,000		48,108
Estimated savings and unobligated balances.....						3,592
Total estimate or appropriation.....		45,834		44,000		52,000

Total, Health Department, District of Columbia:

Estimate 1935, \$392,739

Appropriated 1934, \$371,912

COURTS AND PRISONS

JUVENILE COURT

Juvenile Court, District of Columbia—

Salaries: For personal services, **[\$50,000]** \$52,938 (act June 16, 1933, 48 Stat., p. 240).

Est. 1935, \$52,938

App. 1934, \$50,000

By objects	Obligations					
	Estimate, 1935		Estimate, 1934		Actual, 1933	
PERSONAL SERVICES, DEPARTMENTAL	Posi- tions	Av. salary	Posi- tions	Av. salary	Posi- tions	Av. salary
Professional and scientific service:						
Grade 7. Senior attorney (judge).....	1	\$7,000	1	\$7,000	1	\$7,000
Grade 3. Associate educationist (chief probation officer).....	1	3,200	1	3,200	1	3,200
Grade 2. Assistant educationist (assistant chief probation officer and director department of inquiry).....	2	2,600	2	2,600	2	2,600
Grade 1. Junior educationist (investigating officer).....	3	2,000	3	2,000	3	2,000
Subprofessional service:						
Grade 5. Educational assistant (probation officer).....	9	1,854	9	1,854	9	1,856
Clerical, administrative and fiscal service:						
Grade 7. Assistant administrative officer (clerk of court).....	1	2,600	1	2,600	1	2,600
Grade 4. Clerk.....	3	1,860	3	1,860	3	1,860
Grade 3. Assistant clerk.....	2	1,620	2	1,620	2	1,620
Grade 2. Junior clerk.....	4	1,485	4	1,485	4	1,485
Grade 1. Under clerk.....	2	1,260	2	1,260	2	1,260
Custodial service:						
Grade 4. Senior laborer (janitor).....	1	1,380	1	1,380	1	1,380
Grade 1. Junior messenger.....	1	600	1	600	1	600
Total permanent, departmental.....	30	59,940	30	59,940	30	60,060
Deduct lapses and administrative furloughs.....		1,120		1,116		262
Deduct legislative reductions.....		58,820		58,824		59,798
		5,882		8,824		6,077
01 Personal services (net).....		52,938		50,000		53,721
Estimated savings and unobligated balances.....						6,589
Total estimate or appropriation.....		52,938		50,000		60,310

Miscellaneous: For compensation of jurors, \$1,125 (*same act*).

Est. 1935, \$1,125

App. 1934, \$1,125

By objects	Obligations		
	Estimate, 1935	Estimate, 1934	Actual, 1933
Obligations.....	\$1,125	\$1,125	\$1,473
Deduct legislative reductions.....			375
Net total obligations.....	1,125	1,125	1,098
Estimated savings and unobligated balances.....			402
Total estimate or appropriation.....	1,125	1,125	1,500

For fuel, ice, gas, laundry work, stationery, books of reference, periodicals, typewriters and repairs thereto, preservation of records, mops, brooms, and buckets, removal of ashes and refuse, telephone service, traveling expenses, meals of jurors and prisoners, repairs to courthouse and grounds, furniture, fixtures, and equipment, and other incidental expenses not otherwise provided for, \$2,750 (*same act*).

Est. 1935, \$2,750

App. 1934, \$2,750

By objects	Obligations		
	Estimate, 1935	Estimate, 1934	Actual, 1933
Maintenance (includes fuel and lights).....	\$650	\$650	\$548
Stationery.....	150	150	216
Car tickets.....	600	600	600
Traveling expenses.....	300	300	279
Meals for jurors and prisoners.....	75	75	77
Telephones.....	140	140	102
Furniture.....	150	150	430
Repairs to court house.....	250	250	518
Miscellaneous (includes ice, laundry, telegrams, and general supplies).....	435	435	450
Total obligations.....	2,750	2,750	3,220
Unobligated balance.....			280
Total estimate or appropriation.....	2,750	2,750	3,500

The disbursing officer of the District of Columbia is authorized to advance to the chief probation officer of the juvenile court upon requisition previously approved by the judge of the juvenile court and the auditor of the District of Columbia, sums of money not to exceed \$50 at any one time, to be expended for transportation and traveling expenses to secure the return of absconding probationers, and to be accounted for monthly on itemized vouchers to the accounting officer of the District of Columbia (*same act*).

Total, juvenile court, District of Columbia:

Estimate 1935, **\$56,813**

Appropriated 1934, **\$53,875**

POLICE COURT

Police Court, District of Columbia—

Salaries: For personal services, **[\$85,000]** \$90,000 (act June 16, 1933, 48 Stat., p. 241).

Est. 1935, \$90,000

App. 1934, \$85,000

By objects	Obligations					
	Estimate, 1935		Estimate, 1934		Actual, 1933	
PERSONAL SERVICES, DEPARTMENTAL	Posi- tions	Av. salary	Posi- tions	Av. salary	Posi- tions	Av. salary
Professional service:						
Grade 8. Presiding judge.....	1	\$8,000	1	\$8,000	1	\$8,000
Grade 3. Associate judge.....	3	8,000	3	8,000	3	8,000
Subprofessional service:						
Grade 7. Principal social service worker.....	1	2,500	1	2,500	1	2,500
Grade 5. Social service worker.....	3	1,920	3	1,920	3	1,920
Clerical, administrative, and fiscal service:						
Grade 10. Junior administrative officer (clerk of court).....	1	3,800	1	3,800	1	3,800
Grade 8. Administrative assistant (chief deputy clerk).....	1	2,900	1	2,900	1	2,900
Grade 6. Principal clerk (financial clerk).....	1	2,300	1	2,300	1	2,300
Grade 5. Senior clerk.....	1	2,200	1	2,200	1	2,200
Grade 4. Clerk.....	7	1,929	7	1,929	7	1,929
Principal stenographer.....	1	1,920	1	1,920	1	1,920
Grade 3. Assistant clerk.....	2	1,770	2	1,770	2	1,770
Grade 2. Junior clerk.....	2	1,470	2	1,470	2	1,470
Bailiff.....	10	1,554	10	1,554	10	1,554
Custodial service:						
Grade 6. Mechanic (engineer of building).....	1	1,800	1	1,800	1	1,800
Grade 5. Junior mechanic (assistant engineer).....	1	1,620	1	1,620	1	1,620
Principal guard (deputy United States marshal).....	1	1,500	1	1,500	1	1,500
Grade 3. Senior laborer.....	2	1,320	2	1,320	2	1,320
Underdomestic attendant.....	1	1,320	1	1,320	1	1,320
Grade 2. Junior laborer.....	6	592	6	592	6	592
Total permanent, departmental.....	46	101,330	46	101,330	46	101,350
Deduct lapses and administrative furloughs.....		1,330		1,330		109
Net permanent, departmental.....		100,000		100,000		101,241
Deduct legislative reductions.....		10,000		15,000		10,371
01 Personal services (net).....		90,000		85,000		90,870
Estimated savings and unobligated balances.....						10,480
Total estimate or appropriation.....		90,000		85,000		101,350

For law books, books of reference, directories, periodicals, stationery, preservation of records, typewriters and repairs thereto, fuel, ice, gas, electric lights and power, telephone service, laundry work, removal of ashes and rubbish, mops, brooms, buckets, dusters, sponges, painter's and plumber's supplies, toilet articles, medicines, soap and disinfectants, lodging and meals for jurors and bailiffs when ordered by the court, United States flags and hall-yards, and all other necessary and incidental expenses of every kind not otherwise provided for, \$5,500 (*same act*).

Est. 1935, \$5,500

App. 1934, \$5,500

By objects	Obligations		
	Estimate, 1935	Estimate, 1934	Actual, 1933
Stationery and office supplies.....	\$1,585	\$1,585	\$2,356
Law books and books of reference.....	250	250	256
Fuel.....	700	700	711
Ice.....	325	325	324
Gas, electric light and power.....	1,200	1,200	1,183
Telephone.....	800	800	813
Supplies, cleaners.....	100	100	57
Miscellaneous.....	300	300	442
Lodging, meals of jurors and bailiffs.....	40	40	5
Furniture, furnishings, miscellaneous, repairs, etc.....	200	200	391
Total obligations.....	5,500	5,500	6,538
Unobligated balance.....			462
Total estimate or appropriation.....	5,500	5,500	7,000

For witness fees and compensation of jurors, \$23,000 (*same act*).

Est. 1935, \$23,000

App. 1934, \$23,000

By objects	Obligations		
	Estimate, 1935	Estimate, 1934	Actual, 1933
Obligations.....	\$23,000	\$23,000	\$20,436
Deduct legislative reductions.....			8,400
Net total obligations.....	23,000	23,000	28,836
Unobligated balance.....			6,264
Total estimate or appropriation.....	23,000	23,000	35,100

For repairs and alterations to building, **[\$1,420]** \$1,500 (*same act*).

Est. 1935, \$1,500

App. 1934, \$1,420

By objects	Obligations		
	Estimate, 1935	Estimate, 1934	Actual, 1933
Carpentering.....	\$150	\$150	\$229
Plumbing.....	100	100	62
Painting and glazing.....	900	370	884
Steamfitting, heating, and ironwork.....	200	700	138
Electrical work.....	150	100	244
Total obligations.....	1,500	1,420	1,557
Unobligated balance.....			443
Total estimate or appropriation.....	1,500	1,420	2,000

Total, Police Court, District of Columbia:

Estimate 1935, \$120,000

Appropriated 1934, \$114,920

MUNICIPAL COURT

Municipal Court, District of Columbia—

Salaries: For personal services, including compensation of five judges without reference to the limitation in this Act restricting salaries within the grade, **[\$63,000]** \$68,166 (*acts Feb. 17, 1909, 36 Stat., p. 622; Mar. 3, 1921, 41 Stat., pt. 1, p. 1310; June 16, 1933, 48 Stat., p. 241*).

Est. 1935, \$68,166

App. 1934, \$63,000

By objects	Obligations		
	Estimate, 1935	Estimate, 1934	Actual, 1933
PERSONAL SERVICES, DEPARTMENTAL			
Professional service:			
Grade 8. Judge.....	5 \$8,000	5 \$8,000	5 \$8,000
Clerical, administrative, and fiscal service:			
Grade 10. Junior administrative officer.....	1 3,500	1 3,500	1 3,500
Grade 6. Principal clerk (jury clerk).....	1 2,300	1 2,300	1 2,300
Grade 5. Senior clerk (enrolling clerk).....	4 2,025	4 2,025	4 2,025
Grade 4. Clerk.....	2 1,980	2 1,980	2 1,980
Bookkeeper.....	1 1,800	1 1,800	1 1,800
Clerk-stenographer.....	1 1,800	1 1,800	1 1,800
Grade 3. Assistant clerk.....	6 1,690	5 1,704	5 1,704
Grade 2. Junior clerk.....	1 1,440	1 1,440	1 1,440
Grade 1. Underclerk.....	1 1,260	1 1,260	1 1,260
Custodial service:			
Grade 3. Janitor.....	1 1,200	1 1,200	1 1,200
Grade 2. Elevator operator.....	1 1,080	1 1,080	1 1,080
Charwoman.....	0.4 1,080	0.4 1,080	0.4 1,080
Total permanent, departmental.....	25.4 77,174	24.4 75,810	24.4 75,810
Deduct lapses and administrative furloughs.....	1,434	1,436	
Net permanent, departmental.....	75,740	74,374	75,810
Deduct legislative reductions.....	7,574		7,581
01 Personal services (net).....	68,166	63,000	68,229
Estimated savings and unobligated balances.....			7,581
Total estimate or appropriation.....	68,166	63,000	75,810

For compensation of jurors, \$4,000: *Provided*, That deposits made on demands for jury trials in accordance with rules prescribed by the court under authority granted in section 11 of the Act approved March 3, 1921 (41 Stat., p. 1312), shall be earned unless, prior to three days before the time set for such trials,

including Sundays and legal holidays, a new date for trial be set by the court, cases be discontinued or settled, or demands for jury trials be waived (*acts Feb. 17, 1909, 36 Stat., p. 622; Mar. 3, 1921, 41 Stat., pt. 1, p. 1312; June 16, 1933, 48 Stat., p. 241*).

Est. 1935, \$4,000

App. 1934, \$4,000

By objects	Obligations		
	Estimate, 1935	Estimate, 1934	Actual, 1933
Obligations.....	\$4,000	\$4,000	\$6,300
Deduct legislative reductions.....			1,575
Net total obligations.....	4,000	4,000	4,725
Estimated savings or unobligated balance.....			1,575
Total estimate or appropriation.....	4,000	4,000	6,300

For contingent expenses, including books, law books, books of reference, fuel, light, telephone, lodging and meals for jurors, and for deputy United States marshals while in attendance upon jurors, when ordered by the court; fixtures, repairs to furniture, building and building equipment, and all other necessary miscellaneous items and supplies, **[\$2,750]** \$3,000 (*same acts*).

Est. 1935, \$3,000

App. 1934, \$2,750

By objects	Obligations		
	Estimate, 1935	Estimate, 1934	Actual, 1933
Books.....	\$100	\$100	\$370
Electricity.....	475	475	654
Fuel.....	575	575	342
Furniture.....	1,000	1,000	1,172
Filing equipment.....	250		
Repairs.....	50	50	31
Gas.....	50	50	13
Ice.....	75	75	71
Janitor's supplies.....	75	75	140
Meals to jurors.....	50	50	72
Miscellaneous stock.....	175	175	182
Repairs to building.....			265
Removal of refuse.....			12
Telephones.....	125	125	124
Total obligations.....	3,000	2,750	3,448
Unobligated balance.....			52
Total estimate or appropriation.....	3,000	2,750	3,500

Total, Municipal Court, District of Columbia:

Estimate 1935, \$75,166

Appropriated 1934, \$69,750

SUPREME COURT, DISTRICT OF COLUMBIA

Salaries, Supreme Court, District of Columbia—

Salaries: For the chief justice, eight associate justices, nine stenographers (one for the chief justice and one for each associate justice), and other personal services, **[\$112,000]** \$129,380 (*U.S.C., Supp. VI, title 28, sec. 5; acts Feb. 9, 1893, 27 Stat., p. 436, sec. 14; Feb. 12, 1902, 32 Stat., p. 825; July 16, 1914, 38 Stat., p. 509, sec. 6; Feb. 25, 1919, 40 Stat., p. 1264, sec. 1; May 29, 1926, 44 Stat., pp. 677, 678; June 19, 1930, 46 Stat., p. 785; June 16, 1933, 48 Stat., p. 241*).

Estimate 1935, \$129,380

Appropriated 1934, \$112,000

By objects	Obligations		
	Estimate, 1935	Estimate, 1934	Actual, 1933
PERSONAL SERVICES, FIELD			
Professional service:			
Grade 9. Chief justice.....	1 \$10,500	1 \$10,500	1 \$10,500
Associate justice.....	8 10,000	8 10,000	8 10,000
Clerical, administrative, and fiscal service:			
Grade 14. Veterans' commissioner.....	1 7,500	1 7,500	1 7,500
Grade 12. Assignment commissioner.....	1 5,000	1 5,000	1 5,000
Grade 7. Assistant assignment commissioner.....	1 3,000	1 3,000	1 3,000
Stenographer.....	9 2,600	9 2,600	9 2,600
Grade 5. Clerk.....	1 2,500	1 2,500	1 2,500
Grade 4. Clerk.....	1 1,800	1 1,800	1 1,800
Total permanent, field.....	23 133,700	23 133,700	23 133,700
Deduct legislative reductions.....	4,320	6,480	4,320
01 Personal services (net).....	129,380	127,220	129,380
Estimated savings and unobligated balance.....			4,320
Deduct obligations in excess of appropriation.....		15,220	
Total estimate or appropriation.....	129,380	112,000	133,700

Fees of Jurors and Witnesses, Supreme Court, District of Columbia—

Fees of jurors and witnesses: For mileage and per diem of jurors, for mileage and per diem of witnesses and for per diem in lieu of subsistence, and payment of the expenses of witnesses in said court as provided by section 850, Revised Statutes (U.S.C., title 28, sec. 604), \$85,000 (U.S.C., title 28, sec. 604; U.S.C., Supp. VI, title 28, secs. 600a, 600c; act June 16, 1933, 48 Stat., p. 241).

Estimate 1935, **\$85,000**Appropriated 1934, **\$85,000**

By objects	Obligations		
	Estimate, 1935	Estimate, 1934	Actual, 1933
Per diems, jurors.....	\$70,000	\$70,000	\$72,975
Per diems, witnesses.....	10,800	10,800	13,717
01 Personal services (net).....	80,800	80,800	86,692
Witnesses:			
Mileage.....	4,000	4,000	4,026
Expenses.....	200	200	184
06 Travel expenses.....	4,200	4,200	4,210
Grand total obligations.....	85,000	85,000	90,902
Estimated savings and unobligated balance.....			34,098
Total estimate or appropriation.....	85,000	85,000	125,000

Pay of Bailiffs, etc., Supreme Court, District of Columbia—

For not exceeding twenty deputy marshals who act as bailiffs, clerks of jury commissioners, and per diems of jury commissioners, and for expenses of meals and lodging for jurors in United States cases, and of bailiffs in attendance upon same when ordered by the court, **\$31,942** **\$33,740**: *Provided*, That the compensation of each jury commissioner for the fiscal year **[1934]** **1935** shall not exceed \$250 (act June 16, 1933, 48 Stat., p. 241).

Estimate 1935, **\$33,740**Appropriated 1934, **\$31,942**

By objects	Obligations			
	Estimate, 1935		Estimate, 1934	
	Posi- tions	Av. salary	Posi- tions	Av. salary
PERSONAL SERVICES, FIELD				
Clerical, administrative, and fiscal service:				
Grade 7. Clerk to jury commission.....	1	\$2,600	1	\$2,600
Grade 6. Assistant clerk to jury commission.....	1	2,500	1	2,500
Grade 3. Bailiff.....	19	1,633	19	1,633
Total permanent, field.....	21	36,120	21	36,120
Deduct lapses and administrative furloughs.....		270		240
Net permanent, field.....		35,850		35,880
Temporary employees.....		750		750
All personal services, field.....		36,600		36,630
Deduct legislative reductions.....		3,660		5,510
01 Personal services (net).....		32,940		31,120
OTHER OBLIGATIONS				
03 Subsistence and support of persons.....		800		800
Grand total obligations.....		33,740		31,920
Estimated savings and unobligated balance.....				22
Total estimate or appropriation.....		33,740		31,942

Probation System, Supreme Court, District of Columbia—

Probation system: For personal services, **\$9,758** **\$10,332**; contingent expenses, **\$242** **\$250**; in all, **\$10,000** **\$10,582** (act June 16, 1933, 48 Stat., p. 241).

Estimate 1935, **\$10,582**Appropriated 1934, **\$10,000**

By objects	Obligations			
	Estimate, 1935		Estimate, 1934	
	Posi- tions	Av. salary	Posi- tions	Av. salary
PERSONAL SERVICES				
Probation officer.....	1	\$3,500	1	\$3,500
Assistant probation officer.....	1	2,400	1	2,400
Assistant probation.....	2	1,920	2	1,920
Stenographer-typist and assistant.....	1	1,740	1	1,740
Total personal services.....	5	11,480	5	11,480

Probation System, Supreme Court, District of Columbia—Continued.

By objects	Obligations		
	Estimate, 1935	Estimate, 1934	Actual, 1933
PERSONAL SERVICES—continued			
Deduct legislative reductions.....	\$1,148	\$1,722	\$1,148
01 Personal services (net).....	10,332	9,758	10,332
OTHER OBLIGATIONS			
02 Supplies and materials.....	250	242	344
Grand total obligations.....	10,582	10,000	10,676
Estimated savings and unobligated balance.....			1,184
Total estimate or appropriation.....	10,582	10,000	11,860

Salaries of Employees, Courthouse, District of Columbia—

Courthouse: For personal services for care and protection of the courthouse, under the direction of the United States marshal of the District of Columbia, **\$30,000** **\$31,761**, to be expended under the direction of the Attorney General (U.S.C., Supp. VI, title 5, secs. 673-678; act June 16, 1933, 48 Stat., p. 241).

Estimate 1935, **\$31,761**Appropriated 1934, **\$30,000**

By objects	Obligations					
	Estimate, 1935		Estimate, 1934		Actual, 1933	
	Posi- tions	Av. salary	Posi- tions	Av. salary	Posi- tions	Av. salary
PERSONAL SERVICES, FIELD						
Clerical, administrative, and fiscal service:						
Grade 2. Telephone operator.....	1	\$1,440	1	\$1,440	1	\$1,440
Custodial service:						
Grade 5. Engineer.....	1	1,680	1	1,680	1	1,680
Electrician.....	1	1,620	1	1,620	1	1,620
Grade 3. Watchman.....	4	1,200	4	1,200	4	1,200
Messenger.....	9	1,353	9	1,353	9	1,340
Laborer.....	3	1,240	3	1,240	3	1,240
Grade 2. Elevator operator.....	2	1,080	2	1,080	2	1,080
Laborer.....	6	1,110	5	1,116	7	1,106
Grade 1. Attendant.....	1	600	1	600	1	600
Unclassified: Charwoman.....	7	360	7	360	7	471
Total permanent, field.....	35	37,380	34	36,300	36	39,114
Deduct lapses and administrative furloughs.....		2,090		1,010		2,052
Net permanent, field.....		35,290		35,290		37,062
Deduct legislative reductions.....		3,529		5,290		3,527
01 Personal services (net).....		31,761		30,000		33,535
Estimated savings and unobligated balance.....						4,795
Total estimate or appropriation.....		31,761		30,000		38,330

Repairs and Improvements, Courthouse, District of Columbia—

For repairs and improvements to the courthouse, including repair and maintenance of the mechanical equipment, and for labor and material and every item incident thereto, **\$4,000** including not to exceed \$6,000 for repairs to roof, **\$10,000**, to be expended under the direction of the Architect of the Capitol (act June 16, 1933, 48 Stat., p. 241).

Estimate 1935, **\$10,000**Appropriated 1934, **\$4,000**

By objects	Obligations		
	Estimate, 1935	Estimate, 1934	Actual, 1933
01 Miscellaneous temporary labor.....	\$500	\$500	\$974
02 Supplies and materials.....	100	100	87
07 Transportation of things.....			2
Repairs and alterations:			
Electrical work.....	150	150	
Heating and plumbing.....	550	550	
Ironwork, hardware, lumber, and mill-work.....	500	500	
Elevator repairs.....	300	300	1,607
Ventilation work.....	200	200	80
Roof work (repairs).....	200	200	505
Roof work (general program).....	6,000		
Painting (general program).....	1,500	1,500	3,666
Removing elevator (installing stairway).....			1,386
12 Total repairs and alterations.....	9,400	3,400	7,244
30 Equipment.....			292
Grand total obligations.....	10,000	4,000	8,599

Repairs and Improvements, Courthouse, District of Columbia—Con.

By objects	Obligations		
	Estimate, 1935	Estimate, 1934	Actual, 1933
Deduct legislative reductions.....			—\$251
Received by transfer from "Public schools, District of Columbia" salaries, teachers and librarians.....			—1, 125
Net total obligations.....	\$10, 000	\$4, 000	7, 223
Estimated savings and unobligated balances.....			277
Total estimate or appropriation.....	10, 000	4, 000	7, 500

COURT OF APPEALS

Salaries and Expenses, Court of Appeals, District of Columbia—

Salaries: For the chief justice and four associate justices, and all other officers and employees of the court; reporting service; and not to exceed \$950 for necessary expenditures in the conduct of the clerk's office; in all, **[\$83,500] \$95,202**: *Provided*, That the reports of the court shall not be sold for a price exceeding that approved by the court and for not more than \$6.50 per volume (*acts Feb. 9, 1893, 27 Stat., p. 434, secs. 1-5; July 30, 1894, 28 Stat., p. 160, sec. 103; Feb. 12, 1903, 32 Stat., p. 825, sec. 1; Mar. 3, 1925, 43 Stat., p. 1240; Dec. 13, 1926, 44 Stat., pp. 919, 1322; June 16, 1933, 48 Stat., p. 242*).

Estimate 1935, **\$95,202**Appropriated 1934, **\$83,500**

By objects	Obligations					
	Estimate, 1935		Estimate, 1934		Actual, 1933	
PERSONAL SERVICES, FIELD	Posi- tions	Av. salary	Posi- tions	Av. salary	Posi- tions	Av. salary
Professional service:						
Grade 9. Chief justice.....	1	\$12, 500	1	\$12, 500	1	\$12, 500
Associate justice.....	4	12, 500	4	12, 500	4	12, 500
Clerical, administrative, and fiscal service:						
Grade 13. Clerk.....	1	5, 600	1	5, 600	1	5, 600
Grade 10. Deputy clerk.....	1	3, 500	1	3, 500	1	3, 500
Grade 6. Assistant clerk.....	1	2, 400	1	2, 400	1	2, 400
Stenographer.....	5	2, 600	5	2, 600	5	2, 600
Grade 5. Clerical assistant.....	1	2, 000	1	2, 000	1	2, 000
Grade 3. Reporter.....	1	1, 740	1	1, 740	1	1, 740
Custodial service:						
Grade 3. Messenger.....	6	1, 290	6	1, 290	6	1, 290
Total permanent, field.....	21	98, 480	21	98, 480	21	98, 480
Deduct lapses and administrative furloughs.....						448
Net permanent, field.....		98, 480		98, 480		98, 032
Deduct legislative reductions.....		3, 598		5, 397		3, 562
01 Personal services (net).....		94, 882		93, 083		94, 470
OTHER OBLIGATIONS						
02 Supplies and materials.....		135		135		57
05 Communication service.....		150		150		154
12 Repairs and alterations.....		35		35		37
30 Equipment.....		75				73
Total other obligations.....		320		320		321
Grand total obligations.....		95, 202		93, 403		94, 791
Estimated savings and unobligated balance.....						4, 639
Deduct obligations in excess of appropriation.....				9, 903		
Total estimate or appropriation.....		95, 202		83, 500		99, 430

Care of Court of Appeals Building, District of Columbia—

Building: For personal services for care and protection of the Court of Appeals Building, including one mechanic, under the direction of the Architect of the Capitol, **[\$7,089] \$7,506**: *Provided*, That the clerk of the court of appeals shall be the custodian of said building, under the direction and supervision of the justices of said court.

For mops, brooms, buckets, disinfectants, removal of refuse, electrical supplies, books, and all other necessary and incidental expenses not otherwise provided for, \$660 (*act June 16, 1933, 48 Stat., p. 242*).

Estimate 1935, **\$8,166**Appropriated 1934, **\$7,749**

By objects	Obligations					
	Estimate, 1935		Estimate, 1934		Actual, 1933	
PERSONAL SERVICES, FIELD	Posi-	Av.	Posi-	Av.	Posi-	Av.
Custodial service:	tions	salary	tions	salary	tions	salary
Grade 6. Mechanician.....	1	\$1, 800	1	\$1, 800	1	\$1, 800
Grade 3. Watchman.....	2	1, 380	2	1, 380	2	1, 380
Grade 2. Laborer.....	3	1, 260	3	1, 260	3	1, 260
Total permanent, field.....	6	8, 340	6	8, 340	6	8, 340
Deduct lapses and administrative furloughs.....						104
Net permanent, field.....		8, 340		8, 340		8, 236
Deduct legislative reductions.....		834		1, 251		773
01 Personal services (net).....		7, 506		7, 089		7, 463
OTHER OBLIGATIONS						
02 Supplies and materials.....		260		260		170
12 Repairs and alterations.....		300		300		359
13 Special and miscellaneous current ex- penses.....		50		50		55
30 Equipment.....		50		50		33
Total other obligations.....		660		660		617
Grand total obligations.....		8, 166		7, 749		8, 080
Estimated savings and unobligated balance.....						1, 040
Total estimate or appropriation.....		8, 166		7, 749		9, 120

MISCELLANEOUS

Support of Convicts, District of Columbia—

Support of convicts: For support, maintenance, and transportation of convicts transferred from District of Columbia; expenses of shipping remains of deceased convicts to their homes in the United States, and expenses of interment of unclaimed remains of deceased convicts; expenses incurred in identifying and pursuing escaped convicts and rewards for their recapture; and discharge gratuities provided by law; to be expended under the direction of the Attorney General, \$45,000 (*U.S.C., Supp. VI, title 18, sec. 704a; acts June 13, 1890, 26 Stat., p. 408, sec. 1; June 16, 1933, 48 Stat., p. 242*).

Estimate 1935, **\$45,000**Appropriated 1934, **\$45,000**

By objects	Obligations		
	Estimate, 1935	Estimate, 1934	Actual, 1933
03 Reimbursement of Federal penitentiaries.....	\$44, 500	\$44, 500	\$64, 506
06 Travel expenses.....	500	500	538
Unobligated balance.....	45, 000	45, 000	65, 044
Total estimate or appropriation.....	45, 000	45, 000	9, 956

Writs of Lunacy, District of Columbia—

Writs of lunacy: For expenses attending the execution of writs de lunatico inquirendo and commitments thereunder in all cases of indigent insane persons committed or sought to be committed to Saint Elizabeths Hospital by order of the executive authority of the District of Columbia under the provisions of existing law, and expenses of commitments to the District Training School, [including personal services, \$7,957] **\$6,000** (*acts Mar. 3, 1903, 32 Stat., p. 1043; Apr. 27, 1904, 33 Stat., p. 316, secs. 1-7; June 16, 1933, 48 Stat., p. 242*).

Estimate 1935, **\$6,000**Appropriated 1934, **\$7,957**

Writs of Lunacy, District of Columbia—Continued.

By objects	Obligations			
	Estimate, 1935	Estimate, 1934	Actual, 1933	
PERSONAL SERVICES, DEPARTMENTAL				
Professional service:				
Grade 3. Associate medical officer (alienist).....		1 \$3,500	1	\$3,500
Clerical, administrative, and fiscal service:				
Grade 2. Junior clerk, stenographer.....		1 1,500	1	1,500
Total permanent, departmental.....		2 5,000	2	5,000
Deduct lapses and administrative furloughs.....		3,750		
Net permanent, departmental.....		1,250		5,000
Deduct legislative reductions.....		188		500
01 Personal services (net).....		1,062		4,500
OTHER OBLIGATIONS				
Court costs.....	\$5,000	5,895		5,805
Witness fees.....	1,000	1,000		1,069
Office supplies.....				3
Total other obligations.....	6,000	6,895		6,877
Grand total obligations.....	6,000	7,957		11,377
Estimated savings and unobligated balances.....				623
Total estimate or appropriation.....	6,000	7,957		12,000

Miscellaneous Expenses, Supreme Court, District of Columbia—

Miscellaneous court expenses: For such miscellaneous expenses as may be authorized by the Attorney General for the Supreme Court of the District of Columbia and its officers, including the furnishing and collecting of evidence where the United States is or may be a party in interest, and including such expenses other than for personal services as may be authorized by the Attorney General for the Court of Appeals, District of Columbia, \$35,000 (acts Feb. 22, 1921, 41 Stat., p. 1134; June 16, 1933, 48 Stat., p. 242).

Estimate 1935, \$35,000

Appropriated 1934, \$35,000

By objects	Obligations		
	Estimate, 1935	Estimate, 1934	Actual, 1933
PERSONAL SERVICES, FIELD			
01 Special and miscellaneous temporary services.....	\$11,000	\$11,000	\$18,543
OTHER OBLIGATIONS			
02 Supplies and materials.....	500	500	944
05 Communication service.....	1,000	1,000	1,787
08 Printing, binding, etc.....	8,200	8,200	17,413
09 Advertising.....	2,500	2,500	4,161
10 Heat, light, power, etc.....	11,000	11,000	10,938
11 Rents.....			324
12 Repairs and alterations.....	100	100	60
13 Special and miscellaneous current expenses.....	200	200	197
30 Equipment.....	500	500	1,142
Total other obligations.....	24,000	24,000	36,966
Grand total obligations.....	35,000	35,000	55,509
Estimated savings and unobligated balance.....			9,491
Total estimate or appropriation.....	35,000	35,000	65,000

Printing and Binding, Supreme Court, District of Columbia—

Printing and binding: For printing and binding for the Supreme Court and the Court of Appeals of the District of Columbia, except records and briefs in cases in which the United States is a party, [\$6,200] \$6,000 (act June 16, 1933, 48 Stat., p. 242).

Estimate 1935, \$6,000

Appropriated 1934, \$6,200

08 Printing and binding: Obligations—1935, \$6,000; 1934, \$6,200; 1933, \$5,084 (estimated savings and unobligated balance, \$1,116).

Total, Courts and Prisons:

Estimate 1935, \$747,810

Appropriated 1934, \$696,893

PUBLIC WELFARE

BOARD OF PUBLIC WELFARE

Salaries, Board of Public Welfare, District of Columbia—

For personal services, [\$96,000] \$101,646 (acts Mar. 16, 1926, 44 Stat., pp. 203-211; June 16, 1933, 48 Stat., p. 242).

Estimate 1935, \$101,646

Appropriated 1934, \$96,000

By objects	Obligations			
	Estimate, 1935	Estimate, 1934	Actual, 1933	
PERSONAL SERVICES				
Professional service:				
Grade 8. Senior economic analyst (director).....	1 \$8,000	1 \$8,000	1	\$8,000
Grade 6. Economic analyst (assistant director).....	1 5,600	1 5,600	1	5,600
Grade 3. Associate economic analyst.....	1 3,200	1 3,200	1	3,200
Grade 4. Assistant medical officer.....	1 3,400	1 3,400	1	3,400
Grade 2. Assistant economic analyst.....	3 2,633	3 2,633	3	2,633
Grade 1. Junior economic analyst.....	1 2,000	1 2,000	1	2,000
Subprofessional service:				
Grade 6. Senior social service worker.....	5 2,040	5 2,040	5	2,040
Grade 5. Social service worker.....	16 1,856	16 1,856	17	1,855
Grade 4. Assistant social service worker.....	6 1,660	6 1,660	6	1,660
Clerical, administrative, and fiscal service:				
Grade 9. Administrative assistant.....	1 3,200	1 3,200	1	3,200
Grade 4. Clerk stenographer.....	2 1,920	2 1,920	2	1,920
Grade 3. Senior stenographer.....	3 1,660	3 1,660	3	1,660
Grade 2. Assistant clerk.....	1 1,620	1 1,620	1	1,620
Grade 2. Junior clerk.....	1 1,560	1 1,560	1	1,560
Grade 1. Junior stenographer.....	1 1,500	1 1,500		
Grade 1. Junior stenographers.....	5 1,440	5 1,440	5	1,465
Grade 1. Junior typist.....	1 1,380	1 1,380	1	1,380
Custodial service:				
Grade 5. Foreman of laborers.....	1 1,500	1 1,500	1	1,500
Grade 4. Assistant foreman of laborers.....	3 1,340	3 1,340	3	1,380
Grade 3. Messenger.....	1 1,200	1 1,200	1	1,200
Minor mechanic.....	1 1,380	1 1,380	1	1,380
Total permanent, departmental.....	56 113,340	56 113,340	57	114,464
Deduct lapses and administrative furloughs.....	400	400		1,145
Net permanent, departmental.....	112,940	112,940		113,319
Deduct legislative reductions.....	11,294	16,940		11,521
01 Personal services (net).....	101,646	96,000		101,798
Transferred to St. Elizabeths Hospital.....				+1,700
Net total obligations.....	101,646	96,000		103,498
Estimated savings and unobligated balance.....				12,802
Total estimate or appropriation.....	101,646	96,000		116,300

DIVISION OF CHILD WELFARE

Division of Child Welfare, District of Columbia—

Administration: For administrative expenses, including placing and visiting children, city directory, purchase of books of reference and periodicals not exceeding \$50, and all office and sundry expenses, \$3,500, and no part of the money herein appropriated shall be used for the purpose of visiting any ward of the Board of Public Welfare placed outside the District of Columbia and the States of Virginia and Maryland; and a ward placed outside said District and the States of Virginia and Maryland shall be visited not less than once a year by a voluntary agent or correspondent of said Board, and that said Board shall have power, upon proper showing, in its discretion, to discharge from guardianship any child committed to its care (act June 16, 1933, 48 Stat., pp. 242-243).

Estimate 1935, \$3,500

Appropriated 1934, \$3,500

By objects	Obligations		
	Estimate, 1935	Estimate, 1934	Actual, 1933
Furniture and stationery.....	\$1,350	\$1,350	\$1,395
Telephone and telegraph.....	150	150	161
Travel and transportation.....	2,000	2,000	2,097
Total obligations.....	3,500	3,500	3,653
Estimated savings and unobligated balance.....			347
Total estimate or appropriation.....	3,500	3,500	4,000

For board and care of all children committed to the guardianship of said board by the courts of the District, and for temporary care of children pending investigation or while being transferred

from place to place, with authority to pay not more than \$1,500 each to institutions under sectarian control and not more than \$400 for burial of children dying while under charge of the Board, **[\$250,000] \$270,000 (act June 16, 1933, 48 Stat., p. 243).**

Estimate 1935, **\$270,000**

Appropriated 1934, **\$250,000**

By objects	Obligations		
	Estimate, 1935	Estimate, 1934	Actual, 1933
Boarding homes.....	\$218,000	\$198,000	\$197,841
Institutions nonsectarian.....	12,000	12,000	15,250
Institutions sectarian.....	4,600	4,600	3,320
Clothing.....	28,000	28,000	25,085
Drugs, dentistry, medical attention.....	13,000	13,000	13,242
Burial of wards.....	400	400	274
Total obligations.....	276,000	256,000	255,012
Deduct legislative reductions.....			597
	276,000	256,000	254,415
Deduct payments by relatives.....	-6,000	-6,000	-6,800
	270,000	250,000	247,615
Received by transfer from "Workhouse and Reformatory, salaries".....			-33,750
Net total obligations.....	270,000	250,000	213,865
Estimated savings and unobligated balance.....			11,135
Total estimate or appropriation.....	270,000	250,000	225,000

Home Care for Dependent Children, District of Columbia—

To carry out the purposes of the Act entitled "An Act to provide home care for dependent children in the District of Columbia", approved June 22, 1926 (44 Stat., pp. 758-760), including not to exceed **[\$11,152] \$11,808** for personal services in the District of Columbia, **[\$171,152] \$171,808**: *Provided*, That this appropriation shall be so apportioned by the Commissioners as to prevent a deficiency therein, and no more than \$100 per month shall be paid therefrom to any one family (acts June 22, 1926, 44 Stat., pp. 758-760; June 16, 1933, 48 Stat., p. 243).

Estimate 1935, **\$171,808**

Appropriated 1934, **\$171,152**

By objects	Obligations					
	Estimate, 1935		Estimate, 1934		Actual, 1933	
PERSONAL SERVICES, DEPARTMENTAL	Posi- tions	Av. salary	Posi- tions	Av. salary	Posi- tions	Av. salary
Professional service:						
Grade 2. Assistant economic analyst.....	1	\$2,800	1	\$2,800	1	\$2,800
Subprofessional service:						
Grade 6. Senior social service worker.....	1	2,100	1	2,100	1	2,100
Grade 5. Social service worker.....	1	1,860	1	1,860	1	1,860
Grade 4. Assistant social service worker.....	2	1,650	2	1,650	2	1,650
Clerical, administrative, and fiscal service:						
Grade 3. Senior stenographer.....	1	1,620	1	1,620	1	1,620
Grade 2. Junior stenographer.....	1	1,440	1	1,440	1	1,440
Total permanent, departmental.....	7	13,120	7	13,120	7	13,120
Deduct legislative reduction.....		1,312		1,968		1,336
01 Personal services (net).....		11,808		11,152		11,784
OTHER OBLIGATIONS						
Allowance for home care for dependent children.....		160,000		160,000		143,687
Grand total obligations.....		171,808		171,152		155,471
Estimated savings and unobligated balance.....						7,809
Total estimate or appropriation.....		171,808		171,152		163,280

Reception and Detention of Children, District of Columbia—

For the maintenance, under the jurisdiction of the Board of Public Welfare, of a suitable place in a building entirely separate and apart from the House of Detention for the reception and detention of children under seventeen years of age arrested by the police on charge of offense against any laws in force in the District of Columbia, or committed to the guardianship of the Board, or held as witnesses, or held temporarily, or pending hearing, or otherwise, including transportation, food, clothing, medicine and medical supplies, rental, repair and upkeep of buildings, fuel, gas, electricity, ice, supplies and equipment, and other necessary expenses including not to exceed **[\$15,940] \$17,208** for personal services, **[\$34,000] \$34,768** (act June 16, 1933, 48 Stat., p. 243).

Estimate 1935, **\$34,768**

Appropriated 1934, **\$34,000**

Reception and Detention of Children, District of Columbia—Con.

By objects	Obligations					
	Estimate, 1935		Estimate, 1934		Actual, 1933	
PERSONAL SERVICES, DEPARTMENTAL	Posi- tions	Av. salary	Posi- tions	Av. salary	Posi- tions	Av. salary
Professional services:						
Grade 3. Physicians (part time).....	2	\$510	2	\$510	2	\$510
Subprofessional service:						
Grade 7. Chief social workers.....	1	2,400	1	2,400	1	2,400
Clerical, administrative, and fiscal service:						
Grade 3. Junior clerk.....	1	1,620	1	1,620	1	1,620
Custodial service:						
Grade 5. Principal guard.....	1	1,500	1	1,500	1	1,500
Grade 4. Under-mechanics.....	1	1,320	1	1,320	1	1,320
Junior domestic attendants.....	8	1,342	8	1,342	8	1,342
Grade 3. Under domestic attendants.....	3	1,220	3	1,220	3	1,220
Grade 2. Minor domestic attendant.....	1	1,080	1	1,080	1	1,080
Total permanent, departmental.....	18	23,340	18	23,340	18	23,460
Deduct lapses and administrative furloughs.....						693
Net permanent, departmental.....		23,340		23,340		22,767
Deduct subsistence and quarters furnished.....		4,220		4,220		4,097
		19,120		19,120		18,670
Deduct legislative reduction.....		1,912		3,501		2,214
01 Personal services (net).....		17,208		15,619		16,456
OTHER OBLIGATIONS						
Rent.....		7,000		7,000		7,500
Food and ice.....		5,510		5,510		4,947
Laundry.....		1,000		1,000		965
Clothing and shoes.....		800		800		731
Heat, light, and power.....		1,050		1,050		1,037
Medical and surgical supplies.....		50		50		32
Furniture and household furnishings.....		450		450		385
Repairs and improvements to buildings.....		1,500		1,500		1,041
Miscellaneous.....		200		200		130
Total other obligations.....		17,560		17,560		16,768
Grand total obligations.....		34,768		33,179		33,224
Estimated savings and unobligated balance.....				821		4,776
Total estimate or appropriation.....		34,768		34,000		38,000

The disbursing officer of the District of Columbia is authorized to advance to the director of public welfare, upon requisitions previously approved by the auditor of the District of Columbia and upon such security as may be required of said director by the Commissioners, sums of money not to exceed \$400 at any one time, to be used for expenses in placing and visiting children, traveling on official business of the Board, and for office and sundry expenses, all such expenditures to be accounted for to the accounting officers of the District of Columbia within one month on itemized vouchers properly approved (act June 16, 1933, 48 Stat., p. 243).

Total, Board of Public Welfare, District of Columbia:

Estimate 1935, **\$581,722**

Appropriated 1934, **\$554,652**

JAIL

Jail, District of Columbia—

Salaries: For personal services **[\$65,000] \$68,823** (acts Mar. 16, 1926, 44 Stat., pp. 208-211; June 16, 1933, 48 Stat., p. 243).

Estimate 1935, **\$68,823**

Appropriated 1934, **\$65,000**

By objects	Obligations					
	Estimate, 1935		Estimate, 1934		Actual, 1933	
PERSONAL SERVICES, DEPARTMENTAL	Posi- tions	Av. salary	Posi- tions	Av. salary	Posi- tions	Av. salary
Professional service:						
Grade 2. Assistant medical officer.....	1	\$2,600	1	\$2,600	1	\$2,600
Subprofessional service:						
Grade 4. Nurse.....	1	1,620	1	1,620	1	1,620
Clerical, administrative, and fiscal service:						
Grade 11. Administrative officer.....	1	4,400	1	4,400	1	4,400
Grade 4. Chief clerk.....	1	1,800	1	1,800	1	1,800
Grade 3. Assistant clerk.....	2	1,620	2	1,620	2	1,620
Property clerk.....	1	1,620	1	1,620	1	1,620
Grade 1. Clerk typist.....	1	1,260	1	1,260	1	1,260

Jail, District of Columbia—Continued.

By objects	Obligations					
	Estimate, 1935		Estimate, 1934		Actual, 1933	
	Posi- tions	Av. salary	Posi- tions	Av. salary	Posi- tions	Av. salary
Custodial service:						
Grade 8. Steward.....	1	\$2,000	1	\$2,000	1	\$2,000
Grade 7. Senior mechanic.....	2	1,920	2	1,920	2	1,920
Assistant chief guard.....	3	1,980	3	1,980	3	1,980
Grade 6. Assistant engineer.....	3	1,680	3	1,680	3	1,720
Grade 5. Principal guards.....	25	1,562	25	1,562	25	1,567
Grade 4. Senior guard.....	4	1,380	4	1,380	4.5	1,373
Total permanent, departmental.....	46	77,940	46	77,940	46.5	79,531
Deduct lapses and administrative fur- loughs.....		870		649		1,771
Net permanent, departmental.....		77,070		77,291		77,760
Deduct subsistence and quarters furnished.....		600		600		600
		76,470		76,691		77,160
Deduct legislative reductions.....		7,647		11,691		7,995
01 Personal services (net).....		68,823		65,000		69,165
Estimated savings and unobligated balance.....						10,705
Total estimate or appropriation.....		68,823		65,000		79,870

For maintenance and support of prisoners of the District of Columbia at the jail, expenses incurred in identifying and pursuing escaped prisoners and rewards for their recapture, repair and improvements to buildings, cells, and locking devices, newspapers, books, and periodicals not to exceed \$100, maintenance of non-passenger-carrying motor vehicle, and expense of electrocutions, **[\$67,500] \$70,000 (same acts).**

Estimate 1935, **\$70,000**Appropriated 1934, **\$67,500**

By objects	Obligations		
	Estimate, 1935	Estimate, 1934	Actual, 1933
Food.....	\$40,000	\$40,000	\$38,339
Clothing, dry goods, and shoes.....	3,000	3,000	2,374
Fuel, heat, light, and power.....	13,500	13,500	13,028
Furniture and house furnishings.....	500	500	399
Repairs and materials for same.....	4,500	4,000	3,666
Medical and surgical supplies.....	3,000	1,500	2,985
Laundry and surgical supplies.....	2,500	2,000	2,561
Miscellaneous.....	3,000	3,000	3,653
Total obligations.....	70,000	67,500	67,005
Estimated savings and unobligated balance.....			495
Total estimate or appropriation.....	70,000	67,500	67,500

Total, Jail, District of Columbia:

Estimate 1935, **\$138,823**Appropriated 1934, **\$132,500**

WORKHOUSE AND REFORMATORY

Workhouse and Reformatory, District of Columbia—

For personal services, **[\$280,000] \$324,000 (acts Mar. 16, 1926, 44 Stat., pp. 208-211; June 16, 1933, 48 Stat., p. 243).**

Estimate 1935, **\$324,000**Appropriated 1934, **\$280,000**

By objects	Obligations					
	Estimate, 1935		Estimate, 1934		Actual, 1933	
	Posi- tions	Av. salary	Posi- tions	Av. salary	Posi- tions	Av. salary
PERSONAL SERVICES, DEPARTMENTAL						
Professional service:						
Grade 3. Associate medical officer.....	1	\$3,200	1	\$3,200	1	\$3,200
Senior administrative officer (chief engineer).....	1	3,200	1	3,200	1	3,200
Grade 2. Assistant medical officer.....	1	2,600	1	2,600	1	2,600
Subprofessional service:						
Grade 7. Principal social service worker (head parole officer).....	1	2,300	1	2,300	1	2,300
Grade 6. Senior scientific aide (printing instructor).....	1	2,100	2	2,150	2	2,150
Grade 5. Hospital supervisor.....	1	1,920	1	1,920	1	1,920
Social service worker (parole officer).....	1	1,800	1	1,800	1	1,800
Grade 4. Assistant laboratory mechanic.....			1	1,680	1	1,680
Occupational therapy aide.....	3	1,720	3	1,800	3	1,800

11724-33-41

Workhouse and Reformatory, District of Columbia—Continued.

By objects	Obligations					
	Estimate, 1935		Estimate, 1934		Actual, 1933	
	Posi- tions	Av. salary	Posi- tions	Av. salary	Posi- tions	Av. salary
PERSONAL SERVICES, DEPARTMENTAL—con.						
Clerical, administrative, and fiscal service:						
Grade 13. Senior administrative officer (general superintendent).....	1	\$6,000	1	\$6,000	1	\$6,000
Grade 12. Senior administrative officer (superintendent).....	1	4,600	1	5,000	1	5,000
Grade 11. Administrative officer (super- intendent).....	1	4,200	1	4,200	1	4,200
Grade 8. Administrative assistant.....	3	3,000	3	3,000	3	3,000
Grade 5. Senior clerk.....	3	2,200	2	2,200	2	2,200
Grade 3. Assistant clerk.....	3	1,620	3	1,620	3	1,620
Grade 2. Junior clerk.....	3	1,520	3	1,680	3	1,680
Custodial service:						
Grade 9. Principal mechanic.....			2	2,450	2	2,450
Principal supervisor of domes- tic attendants.....	1	2,300				
Grade 8. Foreman of utilities.....	1	2,400				
Chief mechanic superintendent. Principal supervisor of domes- tic attendants.....	1	2,500	1	2,500	1	2,500
Farm steward.....	1	2,200	3	2,066	3	2,066
Senior mechanic.....	2	2,100	2	2,100	2	2,100
Chief guard.....	3	2,000	1	2,000	1	2,000
Steward.....	1	2,100	1	2,100	1	2,100
Grade 7. Chief guard.....	2	2,000	1	2,000	1	2,000
Foreman tag shop.....	1	1,860	2	1,950	2	1,950
Assistant farm steward.....	1	1,860	1	1,860	1	1,860
Grade 6. Principal mechanic.....	1	2,040	1	2,040	1	2,040
Head guard.....	4	1,950	4	2,040	4	2,040
Supervisor of domestic attend- ants.....	8	1,725	8	1,740	8	1,740
Foreman of labor.....	2	1,740	2	1,740	2	1,740
Second-grade engineer.....	5	1,836	5	1,836	5	1,836
Mechanic.....	5	1,740	4	1,755	4	1,755
Grade 5. Senior domestic attendant.....	2	1,710	2	1,740	2	1,740
Junior mechanic.....	2	1,620	2	1,620	2	1,620
Principal guard.....	1	1,680	1	1,680	1	1,680
Locomotive fireman (mechanic).....	130	1,533	131	1,544	131	1,544
Grade 4. Senior guard.....	1	1,860	1	1,860	1	1,860
	28	1,320	27	1,343	27	1,343
Total permanent, departmental.....	228	382,960	229	389,320	229	383,616
Deduct subsistence and quarters furnished.....		24,780		30,790		25,086
Net personal services.....		358,180		358,530		358,530
Deduct lapses and administrative furloughs.....		15,140		24,750		51,708
		343,040		333,780		306,822
Deduct legislative reductions.....		34,304		53,780		33,635
Total.....		308,736		280,000		273,187
NEW POSITIONS RECOMMENDED						
Subprofessional service:						
Grade 5. Teacher.....	1	1,800				
Clerical, administrative, and fiscal service:						
Grade 4. Record clerk.....	1	1,800				
Grade 1. Telephone operator.....	3	1,260				
Custodial service:						
Grade 5. Principal guard.....	7	1,500				
Total.....	12	17,880				
Deduct subsistence and quarters furnished.....		920				
Deduct legislative reductions.....		1,696				
Total new positions recommended.....	12	15,264				
01 Personal services (net).....	240	324,000	229	280,000	229	273,187
Estimated savings and unobligated balance.....						85,343
Total estimate or appropriation.....		324,000		280,000		358,530

For maintenance, care, and support of inmates, rewards for fugitives, discharge gratuities provided by law, medical supplies, newspapers, books, books of reference and periodicals, farm implements, tools, equipment, transportation expenses, purchase and maintenance of livestock and horses, purchase, exchange, maintenance, operation, and repair of nonpassenger-carrying vehicles and motor bus; fuel for heating, lighting, and power, and all other necessary items, **[\$320,000] \$335,000 (act June 16, 1933, 48 Stat., p. 243).**

Estimate 1935, **\$335,000**Appropriated 1934, **\$320,000**

By objects	Obligations		
	Estimate, 1935	Estimate, 1934	Actual, 1933
Food.....	\$112,000	\$108,000	\$91,433
Clothing, dry goods, shoes.....	40,000	38,000	36,171
Laundry and cleaning supplies.....	7,000	6,000	4,710
Furniture and furnishings.....	12,000	15,000	15,541
Fuel and electricity.....	67,000	65,000	63,340
Medical and surgical supplies.....	5,000	5,000	4,989
Transportation.....			2,671

Workhouse and Reformatory, District of Columbia—Continued.

By objects	Obligations		
	Estimate, 1935	Estimate, 1934	Actual, 1933
Tobacco.....	\$10,000	\$9,000	\$8,808
Gratuities.....	7,000	6,000	5,190
Tools and equipment.....	11,000	10,000	9,679
Agriculture and live stock.....	33,000	30,000	29,057
Exchange of motor vehicles.....	5,000	5,000	11,253
Maintenance of motor vehicles.....	12,000	11,000	10,481
Miscellaneous.....	14,000	12,000	10,989
Total obligations.....	335,000	320,000	304,312
Transferred to Saint Elizabeths Hospital.....			+10,000
Net total obligations.....	335,000	320,000	314,312
Estimated savings and unobligated balance.....			9,688
Total estimate or appropriation.....	335,000	320,000	324,000

Buildings, Workhouse and Reformatory, District of Columbia

For continuing construction of permanent buildings, including sewers, water mains, roads, and other necessary utilities, and for equipment for new buildings, **[\$42,800] \$47,500** [together with a further sum of not exceeding \$54,000 of the unexpended balance of the appropriation for maintenance, care, and support of inmates, and so forth, workhouse and reformatory, District of Columbia, contained in the District of Columbia Appropriation Act for the fiscal year 1932] (*act June 16, 1933, 48 Stat., p. 244*).

Estimate 1935, **\$47,500**Appropriated 1934, **\$42,800**

By objects	Obligations		
	Estimate, 1935	Estimate, 1934	Actual, 1933
Permanent construction:			
Workhouse and reformatory.....	\$25,000	\$70,000	\$65,000
Balance forwarded from previous year.....		369	73
Walled Group.....	25,000	26,800	
Balance forwarded from previous year.....		40,176	118,726
Total fund available.....	50,000	137,345	183,799
Obligations:			
Personal services.....	25,000	52,941	57,756
Materials and supplies.....	25,000	92,345	85,498
Total obligations.....	50,000	145,286	143,254
Deduct legislative reductions.....	2,500	7,941	5,822
Grand total, obligations.....	47,500	137,345	137,432
1933 appropriation obligated in 1934.....		40,545	+40,545
1932 appropriation obligated in 1934.....		54,000	-118,799
Net total obligations.....	47,500	42,800	59,178
Estimated savings and unobligated balances.....			5,822
Total estimate or appropriation.....	47,500	42,800	65,000

For repairs to buildings and grounds, and maintenance of utilities, marine and railroad transportation facilities, and mechanical equipment not used in industrial enterprises, **[\$22,000] \$25,000** (*same act*).

Estimate 1935, **\$25,000**Appropriated 1934, **\$22,000**

By objects	Obligations		
	Estimate, 1935	Estimate, 1934	Actual, 1933
Maintenance of buildings.....	\$8,500	\$8,000	\$11,423
Maintenance of roads, walks, athletic fields, etc.....	500	400	270
Maintenance of power and heating plants.....	3,200	3,000	3,287
Maintenance of sewer and water systems.....	3,000	2,000	1,561
Maintenance of tug, barges, and wharves.....	2,000	2,000	1,959
Maintenance of industrial railroad.....	4,500	3,500	2,233
Maintenance of power, light, and telephone systems.....	3,300	3,000	3,548
Miscellaneous.....		100	152
Total obligations.....	25,000	22,000	24,433
Estimated savings and unobligated balance.....			67
Total estimate or appropriation.....	25,000	22,000	24,500

Working-Capital Fund, Workhouse and Reformatory, District of Columbia—

To provide a working capital fund for such industrial enterprises as may be approved by the Commissioners of the District of Columbia, **[\$35,000] \$30,319**: *Provided*, That the various departments and institutions of the District of Columbia and the Federal Government may purchase, at fair market prices, as determined by the Commissioners, such surplus products and services as meet their requirements; receipts from the sale of products and services shall be deposited to the credit of said working capital fund, and said fund, including all receipts credited thereto, shall be used as a revolving fund for the fiscal year **[1934] 1935** for the purchase and repair of machinery, tools, and equipment, purchase of raw materials and manufacturing supplies, purchase, maintenance, and operation of nonpassenger-carrying vehicles, purchase and maintenance of horses, and purchase of fuel for manufacturing purposes; for freight, personal services, and all other necessary expenses; and for the payment to inmates or their dependents of such pecuniary earnings as the Commissioners may deem proper (*same act*).

Estimate 1935, **\$30,319**Appropriated 1934, **\$35,000**

By objects	Obligations		
	Estimate, 1935	Estimate, 1934	Actual, 1933
OBLIGATIONS			
Capital assets (machinery and equipment):			
Brick plant, equipment.....	\$1,732	\$1,732	\$1,732
Auto-tag plant.....	3,719	3,719	3,719
Foundry.....	8,357	8,357	8,357
Broom shop.....	109	109	109
Pattern and carpenter shop.....	91	91	91
Laundry.....	1,545	1,545	1,545
Brush shop.....	771	771	771
Office sundries.....	673	673	673
Machine shop.....	173	173	173
Road and street sign shop.....	23,838	23,838	23,838
Miscellaneous.....	57	57	57
Total obligations, capital assets.....	41,065	41,065	41,065
Operating expenses (supplies):			
Salaries and wages.....	46,807	46,807	46,807
Salaries, inmates.....	26,192	26,192	26,192
Brick plant, supplies.....	5,091	5,091	5,091
Brick plant, fuel.....	13,128	13,128	13,128
Auto-tag plant.....	11,912	11,912	11,912
Foundry.....	5,698	5,698	5,698
Broom shop.....	1,361	1,361	1,361
Printing shop.....	2,034	2,034	2,034
Supplies and fuel for tug.....	161	161	161
Pattern and carpenter shop.....	476	476	476
Laundry.....	2,436	2,436	2,436
Underwear and hosiery mill.....	46	46	46
Brush shop.....	2,898	2,898	2,898
Garage (laundry delivery service).....	528	528	528
Office sundries.....	84	84	84
Mat factory (women's department).....	57	57	57
Machine shop.....	5	5	5
Mattress shop.....	1,905	1,905	1,905
Road and street sign shop.....	8,082	8,082	8,082
Miscellaneous.....	199	2,149	199
Total obligations, operating expenses.....	129,100	131,050	129,100
Grand total obligations.....	170,165	172,115	170,165
Deduct legislative reductions.....	4,681	7,020	5,265
Net total obligations.....	165,484	165,095	164,900
RECEIPTS			
Products manufactured and sold to District of Columbia or Federal Government:			
Brick.....	42,758	42,758	42,758
Castings.....	27,966	27,966	27,966
Brooms and brushes.....	2,501	2,501	2,501
Printing.....	1,939	1,939	1,939
Hosiery and underwear.....	1,725	1,725	1,725
Auto tags.....	20,421	20,421	20,421
Machine work.....	3,951	3,951	3,951
Coffins.....	78	78	78
Patterns.....	606	606	606
Laundry service.....	26,439	26,439	26,439
Shoe repairs.....	47	47	47
Mattresses.....	1,664	1,664	1,664
Miscellaneous.....	5,070		146
Total, receipts.....	-135,165	-130,095	-130,241
Total obligations less total receipts.....	30,319	35,000	34,659
Add amount transferred from working capital fund to general revenues, District of Columbia, on June 30, 1933.....			15,341
Total estimate or appropriation.....	30,319	35,000	50,000

For construction of a permanent water supply filtration system, including purchase of land on Occoquan Creek and Elkhorn Run, to be immediately available, \$75,000 (submitted).

Estimate 1935, \$75,000

Construction, including purchase of land: Obligations—1935, \$75,000.

The disbursing officer of the District of Columbia is authorized to advance to the general superintendent of penal institutions, upon requisitions previously approved by the auditor of the District of Columbia, and upon such security as the Commissioners may require of said superintendent, sums of money not exceeding \$200 at one time, to be used only for expenses in returning escaped prisoners, payable from the maintenance appropriations for the workhouse and reformatory, all such expenditures to be accounted for to the accounting officers of the District of Columbia within one month on itemized vouchers properly approved (*same act*).

Total, Workhouse and Reformatory, District of Columbia:

Estimate 1935, \$836,819

Appropriated 1934, \$699,800

NATIONAL TRAINING SCHOOL FOR BOYS

National Training School for Boys, Contract, District of Columbia—

For care and maintenance of boys committed to the National Training School for Boys by the courts of the District of Columbia under a contract to be made by the Board of Public Welfare with the authorities of said National Training School for Boys, [\$27,000] \$38,000 (*act June 16, 1933, 48 Stat., p. 244*).

Estimate 1935, \$38,000

Appropriated 1934, \$27,000

By objects	Obligations		
	Estimate, 1935	Estimate, 1934	Actual, 1933
Actual per capita cost to school for care of boys.....	\$38,000	\$27,000	\$47,437
Received by transfer from Home for Aged and Infirm, "Maintenance," 1933.....			-3,000
Deduct obligations in excess of appropriation.....			-5,937
Total estimate or appropriation.....	38,000	27,000	38,500

NATIONAL TRAINING SCHOOL FOR GIRLS

National Training School for Girls, District of Columbia—

Salaries: For personal services, [\$27,500] \$28,800 (*acts Mar. 16, 1926, 44 Stat., pp. 208-211; June 16, 1933, 48 Stat., p. 244*).

Estimate 1935, \$28,800

Appropriated 1934, \$27,500

By objects	Obligations					
	Estimate, 1935		Estimate, 1934		Actual, 1933	
PERSONAL SERVICES, DEPARTMENTAL	Posi-	Av.	Posi-	Av.	Posi-	Av.
	tions	salary	tions	salary	tions	salary
Subprofessional service:						
Grade 8. Chief social service worker.....	1	\$3,000	1	\$3,000	1	\$3,000
Grade 6. Senior social service worker (assistant superintendent).....					1	2,000
Grade 4. Nurse.....	1	1,740	1	1,740	1	1,740
Assistant social service worker.....	1	1,740	1	1,740	1	1,740
Clerical, administrative, and fiscal service:						
Grade 3. Assistant clerk.....	1	1,620	1	1,620	1	1,620
Grade 1. Junior clerk.....	1	1,320	1	1,320	1	1,320
Custodial service:						
Grade 6. Supervisor of domestic attendants.....	1	1,800	1	1,800	1	1,800
Grade 5. Senior domestic attendant.....	3	1,620	3	1,620	3	1,620
Junior mechanic.....	1	1,500	1	1,500	1	1,500
Grade 4. Junior domestic attendant.....	7	1,320	7	1,320	7	1,320
Undermechanic.....	7	1,440	7	1,440	7	1,440
Assistant foreman of laborers.....	1	1,380	1	1,380	1	1,380
Grade 3. Senior laborer.....	1	1,200	1	1,200	1	1,200
Total permanent, departmental.....	26	39,480	26	39,480	27	41,480
Deduct subsistence and quarters furnished.....		7,200		7,200		6,135
Net permanent, departmental.....		32,280		32,280		35,345
Deduct lapses and administrative furloughs.....		280				1,900
		32,000		32,280		33,445
Deduct legislative reduction.....		3,200		-5,922		3,456
01 Personal services (net).....		28,800		26,358		29,989
Transferred to St. Elizabeths Hospital.....						+1,900
Net total obligations.....		28,800		26,358		31,889
Estimated savings or unobligated balance.....				1,142		3,491
Total estimate or appropriation.....		28,800		27,500		35,380

For groceries, provisions, light, fuel, soap, oil, lamps, candles, clothing, shoes, forage, horseshoeing, medicines, medical attendance, transportation, [labor,] sewing machines, fixtures, books, magazines, and other supplies which represent greater educational advantages; stationery, horses, vehicles, harness, cows, pigs, fowls, sheds, fences, repairs, typewriting, stenography, and other necessary items, and including compensation not exceeding \$1,500 for additional labor or services; for identifying and pursuing escaped inmates and for rewards for their capture; for transportation and other necessary expenses incident to securing suitable homes for paroled or discharged girls; and for maintenance of nonpassenger-carrying motor vehicles, [\$31,000] \$30,000 (*acts Mar. 16, 1928, 44 Stat., pp. 208-211; June 16, 1933, 48 Stat., p. 244*).

Estimate 1935, \$30,000

Appropriated 1934, \$31,000

By objects	Obligations		
	Estimate, 1935	Estimate, 1934	Actual, 1933
Temporary labor.....	\$1,500	\$1,500	\$1,500
Food and ice.....	9,000	10,000	7,389
Clothing, shoes, and dry goods.....	2,000	2,000	3,870
Heat, light, and power.....	4,000	4,000	4,943
Furniture and house furnishings.....	2,000	2,000	3,285
Medical and dental supplies.....	2,300	2,300	2,410
Repairs, improvements and materials for same.....	3,500	3,500	4,020
Laundry and cleaning supplies.....	800	800	645
Stable, farm and garden.....	2,100	2,100	2,866
Miscellaneous.....	2,800	2,800	2,847
Total obligations.....	30,000	31,000	33,775
Received by transfer from Department of Justice.....			-893
Transferred to Hospital for the Insane.....			+1,000
Net total obligations.....	30,000	31,000	33,882
Estimated savings and unobligated balance.....			298
Total estimate or appropriation.....	30,000	31,000	34,180

Total, National Training School for Girls, District of Columbia:

Estimate 1935, \$58,800

Appropriated 1934, \$58,500

MEDICAL CHARITIES

Medical Charities, District of Columbia—

For care and treatment of indigent patients under contracts to be made by the Board of Public Welfare with the following institutions and for not to exceed the following amounts, respectively:

Children's Hospital, [\$15,000] \$10,000 (*act June 16, 1933, 48 Stat., p. 245*).

Estimate 1935, \$10,000

Appropriated 1934, \$15,000

Children at \$2 per day: Obligations—1935, \$10,000; 1934, \$15,000; 1933, \$40,000 (received by transfer from Home for Aged and Infirm, "Maintenance," 1933, -\$4,500).

Central Dispensary and Emergency Hospital, \$45,000 (*same act*).

Estimate 1935, \$45,000

Appropriated 1934, \$45,000

By objects	Obligations		
	Estimate, 1935	Estimate, 1934	Actual, 1933
Ward cases at \$2 per day.....	\$28,000	\$28,000	\$28,410
Emergency cases at \$1 each.....	6,000	6,000	7,230
Dispensary cases at \$0.15 each.....	1,000	1,000	2,157
Radiographs at \$1.50 each.....	2,500	2,500	3,987
Ambulance runs at \$1 each.....	6,500	6,500	6,708
Redressings at \$0.30 each.....	1,000	1,000	1,008
Total obligations.....	45,000	45,000	48,600
Received by transfer from Workhouse and Reformatory, "Salaries".....			-6,000
Net total obligations.....	45,000	45,000	42,600
Estimated savings and unobligated balances.....			3,400
Total estimate or appropriation.....	45,000	45,000	46,000

Eastern Dispensary and Casualty Hospital, [\$15,000] \$20,000 (*same act*).

Estimate 1935, \$20,000

Appropriated 1934, \$15,000

Eastern Dispensary and Casualty Hospital—Continued.

By objects	Obligations		
	Estimate, 1935	Estimate, 1934	Actual, 1933
Ward cases at \$2 per day.....	\$12,000	\$8,500	\$15,905
Emergency cases at \$1 each.....	2,500	2,000	3,409
Dispensary cases at \$0.15 each.....	100	50	125
Redressings at \$0.30 each.....	400	450	1,173
Radiographs at \$1.50 each.....	1,000	1,000	1,421
Ambulance runs at \$1 each.....	4,000	3,000	5,072
Total obligations.....	20,000	15,000	27,105
Received by transfer from District Training School, maintenance.....			-2,250
Net total obligations.....	20,000	15,000	24,855
Estimated savings and unobligated balance.....			1,895
Total estimate or appropriation.....	20,000	15,000	26,750

Washington Home for Incurables, \$10,000 (*same act*).

Estimate 1935, **\$10,000** Appropriated 1934, **\$10,000**
 Indigent patients at \$7.50 per week: Obligations—1935, \$10,000; 1934, \$10,000; 1933, \$10,000.

Total, medical charities, District of Columbia:

Estimate 1935, **\$85,000** Appropriated 1934, **\$85,000**

COLUMBIA HOSPITAL AND LYING-IN ASYLUM

Maintenance, etc., Columbia Hospital for Women, District of Columbia—

For general repairs, including labor and material, to be expended in the discretion and under the direction of the Architect of the Capitol, \$5,000 (*act June 16, 1933, 48 Stat., p. 245*).

Estimate 1935, **\$5,000** Appropriated 1934, **\$5,000**

Fuel, light, power, general repairs: Obligations—1935, \$5,000; 1934, \$5,000; 1933, \$14,491 (estimated savings and unobligated balance +\$509).

TUBERCULOSIS HOSPITAL

Tuberculosis Hospital, District of Columbia—

For personal services, **[\$73,500]** \$81,567 (*acts Mar. 16, 1926, 44 Stat., pp. 203-211; June 16, 1933, 48 Stat., p. 245*).

Estimate 1935, **\$81,567** Appropriated 1934, **\$73,500**

By objects	Obligations					
	Estimate, 1935		Estimate, 1934		Actual, 1933	
PERSONAL SERVICES, DEPARTMENTAL	Posi- tions	Av. salary	Posi- tions	Av. salary	Posi- tions	Av. salary
Professional service:						
Grade 5. Senior medical officer (superintendent).....	1	\$4,600	1	\$4,600		\$4,600
Grade 2. Assistant medical officer (resident physician).....	2	2,600	2	2,600	2	2,700
Subprofessional service:						
Grade 6. Assistant chief nurse.....	1	2,200	1	2,200	1	2,200
Assistant chief dietitian.....	1	2,100	1	2,100	1	2,100
Assistant chief occupational therapy aide.....	1	2,000	1	2,000	1	2,000
Grade 6. Medical technician.....	1	1,800	1	1,800	1	1,800
Grade 5. Graduate nurse.....	18	1,660	18	1,660	18	1,660
Grade 2. Hospital attendant.....	4	1,260	4	1,260	3	1,260
Clerical, administrative and fiscal service:						
Grade 3. Clerk.....	1	1,740	1	1,740	1	1,740
Grade 2. Property clerk.....	1	1,440	1	1,440	1	1,440
Custodial service:						
Grade 6. Mechanic.....	1	1,800	1	1,800	1	1,800
Grade 5. Senior domestic attendant.....	2	1,530	2	1,530	2	1,590
Grade 4. Under mechanic.....	5	1,332	5	1,332	5	1,332
Junior domestic attendant.....	2	1,350	2	1,350	2	1,350
Grade 3. Under domestic attendant.....	5	1,224	5	1,224	5	1,224
Grade 2. Subordinate mechanic.....	1	1,080	1	1,080	1	1,080
Minor domestic attendant.....	20	1,134	20	1,134	20	1,134
Special class:						
Röntgenologist.....	1	1,440	1	1,440	1	1,440
Pathologist.....	1	1,260	1	1,260	1	1,260
Total permanent, departmental.....	69	102,800	69	102,800	69	102,666
Deduct lapses and administrative furloughs.....		1,710				2,136
Net permanent, departmental.....		101,090		102,800		100,530
Deduct subsistence and quarters furnished.....		14,620		14,620		14,510
		86,470		88,180		86,020

Tuberculosis Hospital, District of Columbia—Continued.

By objects	Obligations		
	Estimate, 1935	Estimate, 1934	Actual, 1933
PERSONAL SERVICES, DEPARTMENTAL—CON.			
Deduct legislative reduction.....	\$8,647	\$15,420	\$10,073
Total cash paid, salaries.....	77,823	72,760	75,947
Received by transfer from "Public Schools, District of Columbia" salaries of teachers and librarians.....			-1,400
Transferred to St. Elizabeths Hospital.....			+1,400
Net total obligations.....	77,823	72,760	75,947
Estimated savings and unobligated balance.....		740	10,573
Total.....	77,823	73,500	86,520
NEW POSITIONS RECOMMENDED			
Professional service:			
Grade 1. Assistant resident physician.....	1	2,000	
Subprofessional service:			
Grade 4. Graduate nurses.....	1	1,620	
Custodial service:			
Grade 2. Minor domestic attendants.....	1	1,080	
Total.....	3	4,700	
Deduct subsistence and quarters furnished.....		540	
Deduct legislative reductions.....		416	
Total new positions.....	3	3,744	
01 Total estimate or appropriation.....	72	81,567	69 73,500 86,520

For provisions, fuel, forage, harness, and vehicles, and repairs to same, gas, ice, shoes, clothing, dry goods, tailoring, drugs and medical supplies, furniture and bedding, kitchen utensils, medical books, books of reference, and periodicals not to exceed \$200, temporary services not to exceed \$1,000, maintenance of motor truck, and other necessary items, **[\$59,000]** \$60,000 (*same acts*).

Estimate 1935, **\$60,000** Appropriated 1934, **\$59,000**

By objects	Obligations		
	Estimate, 1935	Estimate, 1934	Actual, 1933
Labor.....	\$1,000	\$1,000	\$992
Food and ice.....	42,000	41,000	35,970
Heat, light, and power.....	8,500	8,500	7,781
Clothing and dry goods.....	2,000	2,000	1,887
Medical and surgical supplies.....	4,000	4,000	4,997
Miscellaneous.....	2,500	2,500	6,947
Total obligations.....	60,000	59,000	58,574
Estimated savings and unobligated balance.....			+426
Total estimate or appropriation.....	60,000	59,000	59,000

For repairs and improvements to buildings and grounds, including roads and sidewalks, \$3,000 (*act June 16, 1933, 48 Stat., p. 245*).

Estimate 1935, **\$3,000** Appropriated 1934, **\$3,000**

By objects	Obligations		
	Estimate, 1935	Estimate, 1934	Actual, 1933
PERSONAL SERVICES			
Wages.....	\$500	\$500	\$282
OTHER OBLIGATIONS			
Allotment to superintendent of repairs.....	2,000	2,000	3,911
Improvements to roadway.....			747
Materials, etc.....	500	500	
Total other obligations.....	3,000	2,500	4,658
Grand total obligations.....	3,000	3,000	4,940
Estimated savings and unobligated balance.....			60
Total estimate or appropriation.....	3,000	3,000	5,000

Total, Tuberculosis Hospital, District of Columbia:

Estimate 1935, **\$144,567** Appropriated 1934, **\$135,500**

CHILDREN'S TUBERCULOSIS SANATORIUM

Children's Tuberculosis Sanatorium, District of Columbia—

For personal services, maintenance, and other necessary expenses, including maintenance of motor vehicles and the purchase and maintenance of horses and wagons, \$25,000 (act June 16, 1933, 48 Stat., p. 245).

Appropriated 1934, **\$25,000**

By objects	Obligations					
	Estimate, 1935		Estimate, 1934		Actual, 1933	
PERSONAL SERVICES, DEPARTMENTAL	Posi- tions	Av. salary	Posi- tions	Av. salary	Posi- tions	Av. salary
Professional service:						
Grade 4. Medical officer (superintendent)			1	\$3,800		
Grade 2. Assistant medical officer			1	2,600		
Grade 1. Junior medical officer			1	2,000		
Subprofessional service:						
Grade 6. Assistant chief nurse			1	2,000		
Assistant chief dietitian			1	2,000		
Grade 5. Medical technician (X-ray)			1	1,800		
Grade 4. Occupational therapy aid			1	1,620		
Nurse			10	1,620		
Clerical, administrative, and fiscal service:						
Grade 2. Junior clerk			1	1,440		
Grade 1. Underclerk (telephone operator)			1	1,260		
Custodial service:						
Grade 7. Senior mechanic			1	1,860		
Grade 5. Senior domestic attendant (laundryman)			1	1,500		
Grade 4. Under mechanic			3	1,320		
Junior domestic attendant			1	1,320		
Under domestic attendant			1	1,320		
Grade 2. Minor domestic attendant			14	1,080		
Special class:						
Roentgenologist (one third time)			1	1,260		
Pathologist (one third time)			1	1,260		
Total permanent			42	62,320		
Deduct subsistence and quarters furnished				5,100		
Deduct lapses and administrative furloughs				39,573		
Deduct legislative reductions				2,647		
01 Personal services (net)				15,000		
OTHER OBLIGATIONS						
Food and clothing				5,000		
Heat, light, and power				3,333		
Miscellaneous				1,667		
Total other obligations				10,000		
Total estimate or appropriation				25,000		

For completely furnishing and equipping the Children's Tuberculosis Sanatorium, including not to exceed \$1,950 for the purchase of one nonpassenger and two passenger-carrying motor vehicles (including one bus), \$45,000 (same act)

Appropriated 1934, **\$45,000**

Furniture and equipment: Obligations—1934, \$45,000.

Salaries: For personal services, \$51,498 (acts Mar. 1, 1929, 45 Stat., p. 1425; Apr. 18, 1930, 46 Stat., pp. 218-219; June 29, 1932, 47 Stat., p. 372; June 16, 1933, 48 Stat., p. 245) (submitted).

Estimate 1935, **\$51,498**

By objects	Obligations					
	Estimate, 1935		Estimate, 1934		Actual, 1933	
PERSONAL SERVICES, DEPARTMENTAL	Posi- tions	Av. salary	Posi- tions	Av. salary	Posi- tions	Av. salary
Professional service:						
Grade 4. Medical officer (superintendent).	1	\$3, 800				
Grade 2. Assistant medical officer	1	2, 600				
Grade 1. Junior medical officer	1	2, 000				
Subprofessional service:						
Grade 6. Assistant chief nurse	1	2, 000				
Assistant chief dietitian	1	2, 000				
Grade 5. Medical technician (X-ray)	1	1, 800				
Grade 4. Occupational therapy aid	1	1, 620				
Nurses	10	1, 620				
Clerical, administrative, and fiscal service:						
Grade 2. Junior clerk	1	1, 440				
Grade 1. Under clerk (telephone operator)	1	1, 260				
Custodial service:						
Grade 7. Senior mechanic	1	1, 860				
Grade 5. Senior domestic attendant (laundryman)	1	1, 500				
Grade 4. Under mechanics	3	1, 320				
Junior domestic attendant	1	1, 320				
Under domestic attendant	1	1, 320				
Grade 2. Minor domestic attendants	14	1, 080				

Children's Tuberculosis Sanatorium, District of Columbia—Contd.

By objects	Obligations					
	Estimate, 1935		Estimate, 1934		Actual, 1933	
PERSONAL SERVICES, DEPARTMENTAL—CON.	Posi- tions	Av. salary	Posi- tions	Av. salary	Posi- tions	Av. salary
Special class:						
Roentgenologist (one-third time)-----	1	\$1,260				
Pathologist (one-third time)-----	1	1,260				
Total permanent, departmental-----	42	62,320				
Deduct subsistence and quarters furnished-----		5,100				
Deduct legislative reductions-----		5,722				
01 Total estimate or appropriation-----		51,498				

For provisions, fuel, forage, harness, and vehicles, and repairs to same, maintenance and purchase of horses and horse-drawn vehicles, gas, ice, shoes, clothing, dry goods, tailoring, drugs and medical supplies, furniture and bedding, kitchen utensils, medical books, books of reference, and periodicals not to exceed \$200, temporary services not to exceed \$1,000, maintenance of motor truck, and other necessary items, \$35,000.

Estimate 1935, **\$35,000**

By objects	Obligations		
	Estimate, 1935	Estimate, 1934	Actual, 1933
Labor.....	\$1,000		
Food and ice.....	22,000		
Heat, light, and power.....	5,000		
Clothing and dry goods.....	2,000		
Medical and surgical supplies.....	3,000		
Medical books, books of reference and periodicals.....	200		
Miscellaneous.....	1,800		
Total estimate or appropriation.....	35,000		

For repairs and improvements to buildings and grounds, including roads and sidewalks, \$2,000 (same acts).

Estimate 1935, **\$2,000**

Repairs and improvements: Obligations—1935, \$2,000.

Total, Children's Tuberculosis Sanatorium, District of Columbia:

Estimate 1935, **\$88,498**

Appropriated 1934, **\$70,000**

GALLINGER MUNICIPAL HOSPITAL

Gallinger Municipal Hospital, District of Columbia—

Salaries: For personal services, including not to exceed \$2,000 for temporary labor, \$295,000 \$323,928 (acts Mar. 16, 1926, 44 Stat., pp. 208-211; June 16, 1933, 48 Stat., p. 245).

Estimate 1935, **\$323,928**

Appropriated 1934, **\$295,000**

By objects	Obligations					
	Estimate, 1935		Estimate, 1934		Actual, 1933	
PERSONAL SERVICES, DEPARTMENTAL	Posi- tions	Av. salary	Posi- tions	Av. salary	Posi- tions	Av. salary
Professional service:						
Grade 7. Medical officer (superintendent)	1	\$7, 500	1	\$7, 500	1	\$7, 500
Grade 6. Chief psychiatrist	1	5, 600	1	5, 600	1	5, 600
Grade 5. Medical officer	1	4, 600	1	4, 600	1	4, 600
Grade 3. Associate medical officer	4	3, 050	4	3, 050	3	3, 200
Grade 2. Psychologist, one-fourth time	0.3	2, 600	0.3	2, 600	0.3	2, 600
Assistant medical officer	4	2, 600	4	2, 600	5	2, 600
Grade 1. Junior medical officer	1	2, 000	1	2, 000	1	2, 000
Subprofessional service:						
Grade 8. Superintendent of nurses	1	2, 600	1	2, 600	1	2, 600
Grade 7. Chief dietitian	1	2, 300	1	2, 300	1	2, 300
Grade 6. Assistant chief dietitian	1	2, 000	1	2, 000	1	2, 000
Senior medical technician	1	2, 000	1	2, 000	1	2, 000
Assistant chief occupational therapy aide	1	2, 000	1	2, 000	1	2, 000
Senior educational assistant	1	2, 000	1	2, 000	1	2, 000
Senior pharmacist	1	2, 000	1	2, 000	1	2, 000
Grade 5. Assistant occupational therapy aid	1	1, 800	1	1, 800	1	1, 800
Head nurse	4	1, 800	4	1, 800	4	1, 800

Gallinger Municipal Hospital, District of Columbia—Continued.

By objects	Obligations					
	Estimate, 1935		Estimate, 1934		Actual, 1933	
	Posi- tions	Av. salary	Posi- tions	Av. salary	Posi- tions	Av. salary
Subprofessional service—Continued.						
Grade 4. Nurses.....	20	\$1,651	20	\$1,651	20	\$1,651
Dietitian.....	1	1,620	1	1,620	1	1,620
Assistant medical technician.....	1	1,620	1	1,620	1	1,620
Grade 3. Junior medical technician.....	2	1,440	2	1,440	2	1,440
Grade 2. Hospital attendant.....	62	1,284	62	1,284	59	1,290
Clerical, administrative, and fiscal service:						
Grade 5. Clerk.....	1	2,000	1	2,000	1	2,000
Grade 4. Clerk-stenographer.....	2	1,800	2	1,800	2	1,800
Grade 2. Clerk-junior stenographer.....	9	1,467	9	1,467	9	1,467
Grade 1. Underclerk.....	6	1,280	6	1,280	6	1,280
Custodial service:						
Grade 10. Assistant mechanical superin- tendent (chief engineer).....	1	2,600	1	2,600	1	2,600
Grade 8. Principal mechanic.....	1	2,000	1	2,000	1	2,000
Grade 7. Senior mechanic.....	1	1,860	1	1,860	1	1,860
Grade 6. Mechanics.....	15	1,684	15	1,684	15	1,684
Grade 5. Foreman of laborers.....	1	1,500	1	1,500	1	1,500
Grade 4. Undermechanic.....	9	1,320	9	1,320	9	1,320
Grade 3. Senior laborers.....	10	1,206	10	1,206	10	1,206
Grade 2. Minor domestic attendants.....	66	1,087	66	1,087	64	1,087
Special class:						
Resident physician, senior.....	3	900	3	900	3	900
Resident physician.....	6	660	6	660	3	660
Senior interne.....	14	480	14	480	14	480
Pupil nurse (second year).....	26	660	26	660	45	660
Pupil nurse (second year).....	16	630	16	630	18	630
Pupil nurse (first year).....	119	480	119	480	75	480
Total permanent, departmental.....	416.3	435,930	416.3	435,930	395.3	423,889
Deduct lapses and administrative furloughs.....		17,050		1,740		
Net permanent, departmental.....		418,880		434,190		423,889
Deduct subsistence and quarters furnished.....		73,800		73,800		66,600
		345,080		360,390		357,289
Deduct legislative reductions.....		34,508		65,390		38,105
Personal services (net).....		310,572		295,000		319,184
Estimated savings and unobligated bal- ances.....						39,436
Total cash paid, salaries.....		310,572		295,000		358,620
NEW POSITIONS RECOMMENDED						
Professional service:						
Grade 3. Associate medical officer.....	1	3,200				
Subprofessional service:						
Grade 2. Hospital attendant.....	2	1,260				
Grade 4. Graduate nurse.....	2	1,620				
Custodial service:						
Grade 2. Minor domestic attendant.....	2	1,080				
Special class:						
Interne.....	4	480				
Pupil nurse.....	20	480				
Total.....	31	22,640				
Deduct subsistence and quarters.....		7,800				
Deduct legislative reductions.....		1,484				
Total new positions.....	31	13,356				
01 Total estimate or appropriation.....	447.3	323,928	416.3	295,000	395.3	358,620

For maintenance of the hospital; for maintenance of the quar-
antine station, smallpox hospital, and public crematorium, including
expenses incident to furnishing proper containers for the reception,
burial, and identification of the ashes of all human bodies of
indigent persons that are cremated at the public crematorium and
remain unclaimed after twelve months from the date of such cre-
mation; for maintenance and purchase of horses and horse-drawn
vehicles; for medical books, books of reference, and periodicals, not
to exceed \$500; for maintenance of nonpassenger-carrying motor
vehicles; and for all other necessary expenses, **[\$195,000] \$205,000**
(same acts).

Estimate 1935, **\$205,000**Appropriated 1934, **\$195,000**

By objects	Obligations		
	Estimate, 1935	Estimate, 1934	Actual, 1933
Food supplies.....	\$80,000	\$70,500	\$67,170
Clothing and dry goods.....	10,000	10,000	11,615
Fuel, light, power, engineering supplies.....	45,000	47,000	51,031
Medical and surgical supplies.....	40,000	40,000	39,436
Furniture and furnishings.....	23,500	15,000	16,513
Stable, farm, and garden.....	4,000	3,000	2,815
Laundry and cleaning supplies.....	2,000	4,000	4,082
Miscellaneous.....	500	5,500	4,642
Total obligations.....	205,000	195,000	197,314

Gallinger Municipal Hospital, District of Columbia—Continued.

By objects	Obligations		
	Estimate, 1935	Estimate, 1934	Actual, 1933
Transferred to St. Elizabeths Hospital.....			\$+2,000
Net total obligations.....	\$205,000	\$195,000	199,314
Estimated savings and unobligated balance.....			+696
Total estimate or appropriation.....	205,000	195,000	200,000

For repairs and improvements to buildings and grounds,
[\$4,500] \$5,000 (same acts).

Estimate 1935, **\$5,000**Appropriated 1934, **\$4,500**

Obligations—1935, \$5,000; 1934, \$4,500; 1933, \$6,983 (estimated savings and unobligated balance, \$17).

Purchase of books, musical instruments and music, expense of
commencement exercises, entertainments, and inspection by New
York State Board of Regents, and other incidental expenses of the
training school for nurses, \$600 (same acts).

Estimate 1935, **\$600**Appropriated 1934, **\$600**

Purchase of books, etc.: Obligations—1935, \$600; 1934, \$600; 1933, \$687 (estimated savings and unobligated balance, \$13).

For completing construction at Gallinger Municipal Hospital of
an additional ward building for contagious diseases, including neces-
sary equipment, \$290,000 (act June 29, 1932, 47 Stat., p. 372)
(submitted).

Estimate 1935, **\$290,000**

By objects	Obligations		
	Estimate, 1935	Estimate, 1934	Actual, 1933
Completing construction.....	\$230,000		
Equipment.....	60,000		
Total estimate.....	290,000		

Total, Gallinger Municipal Hospital, District of Columbia:

Estimate 1935, **\$824,528**Appropriated 1934, **\$495,100**

DISTRICT TRAINING SCHOOL

District Training School, District of Columbia—

For personal services, including not to exceed \$1,000 for tem-
porary labor, **[\$75,000] \$81,486** (acts Mar. 16, 1926, 44 Stat., pp.
208-211; June 16, 1933, 48 Stat., p. 245).

Estimate 1935, **\$81,486**Appropriated 1934, **\$75,000**

By objects	Obligations					
	Estimate, 1935		Estimate, 1934		Actual, 1933	
	Posi- tions	Av. salary	Posi- tions	Av. salary	Posi- tions	Av. salary
PERSONAL SERVICES, DEPARTMENTAL						
Professional services:						
Grade 6. Senior medical officer (superin- tendent).....	1	\$6,000	1	\$6,000	1	\$6,000
Grade 3. Associate medical officer (assist- ant superintendent).....	1	3,200	1	3,200	1	3,200
Grade 1. Junior dentist.....	1	2,000	1	2,000	1	2,000
Subprofessional service:						
Grade 7. Principal social service worker (psychologist).....	1	2,300	1	2,300	1	2,300
Grade 6. Head teacher.....	1	2,000	1	2,000	1	2,000
Grade 4. Junior educational assistants (teacher).....	3	1,620	3	1,620	3	1,620
Nurse.....	1	1,620	1	1,620	1	1,620
Clerical, administrative, and fiscal service:						
Grade 3. Chief clerk.....	1	1,740	1	1,740	1	1,740
Grade 2. Clerk, stenographer.....	1	1,440	1	1,440	1	1,440
Grade 1. Property clerk and storekeeper.....	1	1,260	1	1,260	1	1,260
Custodial service:						
Grade 7. Senior supervisor—domestic at- tendants.....	1	1,860	1	1,860	1	1,980
Grade 6. Mechanic.....	2	1,740	2	1,740	2	1,740
Grade 5. Principal guard.....	1	1,620	1	1,620	1	1,620
Foreman of laborers.....	1	1,620	1	1,620	1	1,620
Junior mechanic.....	2	1,530	2	1,530	2	1,530
Senior domestic attendant.....	1	1,500	1	1,500	1	1,500
Grade 4. Junior domestic attendant.....	4	1,320	4	1,320	4	1,320

District Training School, District of Columbia—Continued.

By objects	Obligations					
	Estimate, 1935		Estimate, 1934		Actual, 1933	
	Posi- tions	Av. salary	Posi- tions	Av. salary	Posi- tions	Av. salary
PERSONAL SERVICES, DEPARTMENTAL—CON.						
Custodial service—Continued.						
Grade 3. Under domestic attendant.....	19	\$1,253	19	\$1,253	19	\$1,253
Minor mechanic.....	5	1,260	5	1,260	5	1,260
Grade 2. Minor domestic attendant.....	32	1,096	32	1,096	33	1,096
Junior laborer.....	4	1,110	4	1,110	4	1,110
Total permanent, departmental.....	84	114,620	84	114,620	84	113,480
Deduct lapses and administrative furloughs.....		2,920				1,736
Net permanent, departmental.....		111,700		114,620		111,744
Deduct subsistence and quarters furnished.....		23,620		23,620		23,390
01 Personal services, net.....		88,080		91,000		88,354
Deduct legislative reductions.....		8,808		16,968		11,032
Total cash paid, salaries.....		79,272		74,032		77,322
Estimated savings and unobligated balance.....				968		13,608
Total.....		79,272		75,000		90,930
NEW POSITIONS RECOMMENDED						
Custodian service:						
Grade 3. Under domestic attendant.....	1	1,200				
Grade 2. Minor domestic attendant.....	2	1,080				
Total.....	3	3,360				
Deduct subsistence and quarters.....		900				
Deduct legislative reductions.....		246				
Total new positions.....	3	2,214				
01 Total estimate or appropriation.....		81,486		75,000		90,930

For maintenance and other necessary expenses, including the maintenance of nonpassenger-carrying motor vehicles, the purchase and maintenance of horses and wagons, farm machinery and implements, and not to exceed \$200 for the purchase of books, books of reference and periodicals, \$80,000 (*acts Mar. 16, 1926, 44 Stat., pp. 208-211; June 16, 1933, 48 Stat., p. 246*).

Estimate 1935, **\$80,000**Appropriated 1934, **\$80,000**

By objects	Obligations		
	Estimate, 1935	Estimate, 1934	Actual, 1933
Food, ice, and groceries.....	\$27,000	\$27,000	\$24,783
Heat, light, and power.....	22,000	22,000	20,747
Clothing, dry goods, and shoes.....	7,000	7,000	5,495
Furniture and household furnishings.....	4,000	4,000	4,329
Medical and surgical supplies.....	3,000	3,000	3,376
Stable, farm, and garden.....	7,500	7,500	7,167
School supplies.....	1,500	1,500	947
Books, books of reference, and periodicals.....	200		
Miscellaneous.....	7,800	8,000	8,649
Total obligations.....	80,000	80,000	75,493
Transferred to other departments.....			+4,425
Net total obligations.....	80,000	80,000	79,918
Estimated savings and unobligated balance.....			4,082
Total estimate or appropriation.....	80,000	80,000	84,000

For repairs and improvements to buildings and grounds, \$5,000 (*same acts*).

Estimate 1935, **\$5,000**Appropriated 1934, **\$5,000**

By objects	Obligations		
	Estimate, 1935	Estimate, 1934	Actual, 1933
Materials.....	\$3,000	\$3,000	\$10,424.95
Wages.....	2,000	2,000	2,924.95
Total obligations.....	5,000	5,000	13,348.90
Estimated savings and unobligated balance.....			402.00
Total estimate or appropriation.....	5,000	5,000	13,750.00

For purchase and exchange of one one-and-one-half ton motor truck, \$1,000 (*submitted*).

Estimate 1935, **\$1,000**

Obligations—1935, \$1,000.

Total, District Training School, District of Columbia:

Estimate 1935, **\$167,486**Appropriated 1934, **\$160,000**

INDUSTRIAL HOME SCHOOL FOR COLORED CHILDREN

Industrial Home School for Colored Children, District of Columbia—

Salaries: For personal services, **[\$30,575] \$32,373**; temporary labor, **[\$425] \$450**; in all, **[\$31,000] \$32,823** (*acts Mar. 16, 1926, 44 Stat., pp. 208-211; June 16, 1933, 48 Stat., p. 246*).

Estimate 1935, **\$32,823**Appropriated 1934, **\$31,000**

By objects	Obligations					
	Estimate, 1935		Estimate, 1934		Actual, 1933	
	Posi- tions	Av. salary	Posi- tions	Av. salary	Posi- tions	Av. salary
PERSONAL SERVICES, DEPARTMENTAL						
Subprofessional service:						
Grade 8. Chief social worker.....	1	\$2,900	1	\$2,900	1	\$2,900
Grade 4. Junior educational assistant.....	5	1,716	5	1,716	5	1,716
Grade 3. Physician (part time).....	1	900	1	900	1	600
Grade 2. Hospital attendant.....	1	1,380	1	1,380	1	1,380
Clerical, administrative, and fiscal service:						
Grade 3. Junior clerk.....	1	1,800	1	1,800	1	1,800
Custodial service:						
Grade 6. General foreman of laborer.....	1	1,680	1	1,680	1	1,680
Principal guard.....	1	1,740	1	1,740	1	1,740
Grade 5. Senior domestic attendant.....	1	1,620	1	1,620	1	1,620
Grade 4. Junior domestic attendant.....	12	1,350	12	1,350	12	1,229
Undermechanic.....	1	1,440	1	1,440	1	1,440
Grade 3. Senior laborer.....	3	1,200	3	1,200	3	1,200
Under domestic attendant.....	2	1,290	2	1,290	2	1,290
Grade 2. Minor domestic attendant.....	3	1,080	3	1,080	3	955
Total permanent, departmental.....	33	47,660	33	47,660	33	45,533
Deduct lapses and administrative furloughs.....		-2,090		-411		-1,761
Net total permanent, departmental.....		45,570		47,249		43,772
Temporary employees.....		+500		+500		+491
All personal services, departmental.....		46,070		47,749		44,263
Deduct subsistence and quarters furnished.....		9,600		9,600		8,900
Total, cash paid, salaries.....		36,470		38,149		35,363
Deduct legislative reduction in compensa- tion.....		3,647		7,149		2,844
01 Personal services (net).....		32,823		31,000		32,519
Estimated savings and unobligated balance.....						6,241
Total estimate or appropriation.....		32,823		31,000		38,760

For maintenance, including purchase and maintenance of farm implements, horses, wagons, and harness, and maintenance of nonpassenger-carrying motor vehicles, and not to exceed \$1,250 for manual-training equipment and materials, \$25,000 (*same acts*).

Estimate 1935, **\$25,000**Appropriated 1934, **\$25,000**

By objects	Obligations		
	Estimate, 1935	Estimate, 1934	Actual, 1933
Food and ice.....	\$11,000	\$11,000	\$10,722
Laundry and cleaning supplies.....	500	500	271
Clothing, dry goods, and shoes.....	3,500	3,750	5,966
Heat, light, and power.....	2,500	2,500	2,698
Medical treatment and supplies.....	1,350	1,000	987
Furniture and house furnishings.....	1,500	1,500	2,198
Stable, farm and garden.....	2,400	2,400	2,029
Miscellaneous.....	1,000	1,100	1,221
Manual training equipment and materials.....	1,250	1,250	378
Total obligations.....	25,000	25,000	26,460
Estimated savings and unobligated balance.....			2,540
Total estimate or appropriation.....	25,000	25,000	29,000

For repairs and improvements to buildings and grounds, **[\$1,928] \$2,000** (*same acts*).

Estimate 1935, **\$2,000**Appropriated 1934, **\$1,928**

By objects	Obligations		
	Estimate, 1935	Estimate, 1934	Actual, 1933
Wages.....	\$1,000	\$1,000	\$1,550
Materials.....	1,000	928	1,068
Total obligations.....	2,000	1,928	2,618
Estimated savings and unobligated balance.....			132
Total estimate or appropriation.....	2,000	1,928	2,750

All moneys received at said school as income from sale of products and from payment of board or of instruction or otherwise shall be paid into the Treasury of the United States to the credit of the District of Columbia (*same acts*).

Total, Industrial Home School for Colored Children,
District of Columbia:

Estimate 1935, **\$59,823** Appropriated 1934, **\$57,928**

INDUSTRIAL HOME SCHOOL

Industrial Home School, District of Columbia—

Salaries: For personal services, **[\$20,575]** \$21,780; temporary labor, **[\$425]** \$450; in all, **[\$21,000]** \$22,230 (*acts Mar. 16, 1926, 44 Stat., pp. 208-211; June 16, 1933, 48 Stat., p. 246*).

Estimate 1935, **\$22,230** Appropriated 1934, **\$21,000**

By objects	Obligations					
	Estimate, 1935		Estimate, 1934		Actual, 1933	
PERSONAL SERVICES, DEPARTMENTAL	Posi- tions	Av. salary	Posi- tions	Av. salary	Posi- tions	Av. salary
Subprofessional service:						
Grade 8. Chief social worker (superintendent).....	1	\$3,000	1	\$3,000	1	\$3,000
Grade 4. Mechanic.....	1	1,620	1	1,620	1	1,620
Nurse.....	1	1,680	1	1,680	1	1,680
Clerical, administrative, and fiscal service:						
Grade 3. Assistant clerk.....	1	1,620	1	1,620	1	1,620
Custodial service:						
Grade 6. Steward.....	1	1,680	1	1,680	1	1,680
Grade 5. Junior mechanic.....	1.5	1,580	1.5	1,580	1.5	1,580
Principal guard.....	1	1,500	1	1,500	1	1,500
Grade 4. Junior domestic attendant.....	9	1,345	9	1,345	9	1,345
Grade 3. Under domestic attendant.....	3	1,200	3	1,200	3	1,200
Grade 2. Minor domestic attendant.....	2	1,080	2	1,080	2	1,080
Total permanent, departmental.....	21.5	31,350	21.5	31,350	21.5	31,350
Deduct lapses and legislative furloughs.....		700				4,117
Net permanent, departmental.....		30,650		31,350		27,233
Temporary employees.....		500		500		500
All personal services, departmental.....		31,150		31,850		27,733
Deduct subsistence.....		6,450		6,450		6,269
		24,700		25,400		21,464
Deduct legislative reduction.....		2,470		4,703		3,213
01 Total cash paid, salaries and wages.....		22,230		20,697		18,251
Estimated savings and unobligated balance.....				303		8,340
Total estimate or appropriation.....		22,230		21,000		26,600

For maintenance, including care of horses, purchase and care of wagon and harness, maintenance of nonpassenger-carrying motor vehicle, **[\$21,000]** \$20,500 (*same acts*).

Estimate 1935, **\$20,500** Appropriated 1934, **\$21,000**

By objects	Obligations		
	Estimate, 1935	Estimate, 1934	Actual, 1933
Food and ice.....	\$10,860	\$11,360	\$10,622
Clothing, dry goods, and shoes.....	1,900	1,900	1,765
Heat, light, and power.....	3,400	3,400	3,446
Medical and dental supplies and services.....	740	740	625
Laundry and cleaning supplies.....	800	800	812
Stable, farm, and garden.....	1,000	1,000	1,095
Furniture and house furnishings.....	1,000	1,000	1,030
Miscellaneous.....	800	800	1,355
Total obligations.....	20,500	21,000	20,750
Estimated savings and unobligated balance.....			1,750
Total estimate or appropriation.....	20,500	21,000	22,500

For repairs and improvement to buildings and grounds, [including not to exceed \$2,000 for laundry equipment, \$4,000] \$2,500 (*same acts*).

Estimate 1935, **\$2,500** Appropriated 1934, **\$4,000**

Industrial Home School, District of Columbia—Continued.

By objects	Obligations		
	Estimate, 1935	Estimate, 1934	Actual, 1933
Personal services.....	\$1,000	\$400	\$2,415
Allotment to District repair shop.....	500	600	1,898
Lumber, paint, cement, nails, etc.....	1,000	1,000	1,169
Laundry repairs and equipment.....		2,000	
Total obligations.....	2,500	4,000	5,482
Estimated savings and unobligated balance.....			+18
Total estimate or appropriation.....	2,500	4,000	5,500

Total, Industrial Home School, District of Columbia:

Estimate 1935, **\$45,230** Appropriated 1934, **\$46,000**

HOME FOR AGED AND INFIRM

Home for Aged and Infirm, District of Columbia—

Salaries: For personal services, **[\$49,300]** \$53,100; temporary labor, **[\$1,700]** \$1,800; in all, **[\$51,000]** \$54,900 (*acts Mar. 16, 1926, 44 Stat., pp. 208-211; June 16, 1933, 48 Stat., p. 246*).

Estimate 1935, **\$54,900** Appropriated 1934, **\$51,000**

By objects	Obligations					
	Estimate, 1935		Estimate, 1934		Actual, 1933	
PERSONAL SERVICES, DEPARTMENTAL	Posi- tions	Av. salary	Posi- tions	Av. salary	Posi- tions	Av. salary
Subprofessional service:						
Grade 4. Nurse.....	1	\$1,680	1	\$1,680	1	\$1,680
Grade 2. Hospital attendant.....	14	1,281	14	1,281	14	1,281
Clerical, administrative, and fiscal service:						
Grade 10. Junior administrative assistant.....	1	3,500	1	3,500	1	3,500
Grade 5. Senior clerk.....	1	2,000	1	2,000	1	2,000
Grade 2. Junior clerk.....	1	1,440	1	1,440	1	1,440
Custodial service:						
Grade 7. Senior mechanic.....	2	1,980	2	1,980	2	1,980
Grade 6. Mechanic.....	1	1,800	1	1,800	1	1,800
General foreman of laborers.....	1	1,680	1	1,680	1	1,680
Supervisor of domestic attendant.....	2	1,680	2	1,680	2	1,680
Grade 5. Senior domestic attendant.....	1	1,560	1	1,560	1	1,560
Foreman of laborers.....	1	1,620	1	1,620	1	1,620
Grade 4. Junior domestic attendant.....	4	1,545	4	1,545	4	1,545
Under mechanic.....	5	1,356	5	1,356	5	1,356
Grade 4. Junior domestic attendant.....	1	1,320	1	1,320	1	1,320
Grade 3. Senior laborer.....	5	1,296	5	1,296	5	1,296
Under domestic attendant.....	5	1,296	5	1,296	5	1,296
Grade 2. Minor domestic attendant.....	5	1,128	5	1,128	5	1,128
Special class: Physician.....	1	1,860	1	1,860	1	1,860
Total permanent, departmental.....	52	74,800	52	74,800	52	74,658
Deduct lapses and administrative furloughs.....		3,180		100		584
Net permanent, departmental.....		71,620		74,700		74,074
Temporary employees.....		2,000		1,700		2,000
All personal services, departmental.....		73,620		76,400		76,074
Deduct subsistence and quarters furnished.....		14,180		14,180		14,180
		59,440		62,220		61,894
Deduct legislative reductions.....		5,944		11,220		7,451
Total cash paid salaries and wages.....		53,496		51,000		54,443
Estimated savings and unobligated balances.....						7,457
Total.....		53,496		51,000		61,900
NEW POSITIONS RECOMMENDED						
Custodial service:						
Grade 2. Minor domestic attendant (\$1,080 less \$300 each).....	2	1,080				
Total.....	2	2,160				
Deduct subsistence and quarters.....		600				
Deduct legislative reductions.....		156				
Total new positions (net).....	2	1,404				
Total estimate or appropriation.....		54,900		51,000		61,900

For provisions, fuel, forage, harness, and vehicles and repairs to same, ice, shoes, clothing, dry goods, tailoring, drugs and medical supplies, furniture and bedding, kitchen utensils, and other necessary items, and maintenance of nonpassenger-carrying motor vehicles, **[\$65,000]** \$67,500 (*acts Mar. 16, 1926, 44 Stat., pp. 208-211; June 16, 1933, 48 Stat., p. 246*).

Estimate 1935, **\$67,500** Appropriated 1934, **\$65,000**

Home for Aged and Infirm, District of Columbia—Continued.

By objects	Obligations		
	Estimate, 1935	Estimate, 1934	Actual, 1933
Food.....	\$31,000	\$29,000	\$25,064
Clothing, dry goods, and shoes.....	4,000	3,500	3,343
Heat, light, and power.....	16,000	16,000	11,528
House furnishings.....	4,500	4,500	2,110
Stable, farm, and garden.....	8,000	8,000	6,450
Medical supplies.....	1,500	1,500	1,435
Laundry and cleaning.....	1,000	1,000	-----
Miscellaneous.....	500	500	3,746
Tractors and trucks.....	1,000	1,000	804
Total obligations.....	67,500	65,000	54,480
Transferred to National Training School for Boys.....	-----	-----	+3,000
Transferred to Children's Hospital.....	-----	-----	+4,500
Net total obligations.....	67,500	65,000	61,980
Estimated savings and unobligated balance.....	-----	-----	520
Total estimate or appropriation.....	67,500	65,000	62,500

For repairs and improvements to buildings and grounds, such work to be performed by day labor or otherwise in the discretion of the Commissioners, **[\$4,500]** \$6,000 (same acts).

Estimate 1935, **\$6,000**

Appropriated 1934, **\$4,500**

By objects	Obligations		
	Estimate, 1935	Estimate, 1934	Actual, 1933
Wages.....	\$3,000	\$2,250	\$5,319
Paint, cement, and material.....	3,000	2,250	2,929
Total obligations.....	6,000	4,500	8,248
Estimated savings and unobligated balance.....	-----	-----	2
Total estimate or appropriation.....	6,000	4,500	8,250

For the construction of addition to colored women's ward, such work to be performed by day labor or otherwise, as in the judgment of the Commissioners may be most advantageous to the District of Columbia, **\$11,000** (submitted).

Estimate 1935, **\$11,000**

Addition to colored women's ward: Obligations 1935, \$11,000.

Purchase and exchange of station wagon-truck, \$750 (submitted).

Estimate 1935, **\$750**

Purchase of station wagon-truck: Obligations—1935, \$750.

Total, Home for Aged and Infirm, District of Columbia:

Estimate 1935, **\$140,150**

Appropriated 1934, **\$120,500**

MUNICIPAL LODGING HOUSE AND WOOD YARD

Municipal Lodging House, District of Columbia—

For personal services, **[\$2,934]** \$3,240; maintenance, **[\$4,066]** \$4,000; in all, **[\$7,000]** \$7,240 (acts Mar. 16, 1926, 44 Stat., pp. 208-211; June 16, 1933, 48 Stat., p. 246).

Estimate 1935, **\$7,240**

Appropriated 1934, **\$7,000**

By objects	Obligations					
	Estimate, 1935		Estimate, 1934		Actual, 1933	
PERSONAL SERVICES						
Custodial service:	Posi-	Av.	Posi-	Av.	Posi-	Av.
Grade 6. Supervisor of domestic attend-	tions	salary	tions	salary	tions	salary
ants (superintendent).....	1	\$1,800	1	\$1,800	1	\$1,800
Grade 4. Junior domestic attendant.....	1	1,320	1	1,320	1	1,320
Grade 3. Under domestic attendant.....	1	1,320	1	1,320	1	1,320
Total permanent.....	3	4,440	3	4,440	3	4,440
Deduct subsistence and quarters furnished.....		840		840		840
Net total permanent.....		3,600		3,600		3,600
Deduct legislative reduction.....		360		666		444
01 Total cash paid salaries.....		3,240		2,934		3,156

Municipal Lodging House, District of Columbia—Continued.

By objects	Obligations		
	Estimate, 1935	Estimate, 1934	Actual, 1933
OTHER OBLIGATIONS			
Food and ice.....	\$2,100	\$2,100	\$2,023
Furniture and household furnishings.....	300	300	396
Heat, light, and power.....	900	900	857
Repairs and materials for same.....	500	500	540
Laundry and cleaning supplies.....	100	100	73
Miscellaneous.....	100	166	125
Total other obligations.....	4,000	4,066	4,014
Grand total obligations.....	7,240	7,000	7,170
Estimated savings and unobligated balance.....	-----	-----	830
Total estimate or appropriation.....	7,240	7,000	8,000

WAR VETERANS' SERVICE OFFICE

War Veterans' Service Office, District of Columbia—

For personal services, without reference to the Classification Act of 1923, as amended, to enable the municipal government to aid and advise war veteran residents of the District of Columbia and their dependents as to their rights and privileges under Federal legislation of which veterans and/or their dependents may be beneficiaries, including assistance in the presentation of claims to the Veterans' Administration or other appropriate Federal agencies, \$5,100, to be expended under the direction of the Commissioners of the District of Columbia (act June 16, 1933, 48 Stat., p. 246).

Appropriated 1934, **\$5,100**

By objects	Obligations		
	Estimate, 1935	Estimate, 1934	Actual, 1933
PERSONAL SERVICES (Not under Classification Act)			
Veterans' service officer.....	-----	\$3,000	\$3,000
Assistant veterans' service officer.....	-----	1,680	1,680
Stenographer.....	-----	1,320	1,320
Total personal services.....	-----	6,000	6,000
Deduct legislative reductions.....	-----	900	600
01 Personal services (net).....	-----	5,100	5,400
Estimated savings and unobligated balances.....	-----	-----	600
Total estimate or appropriation.....	-----	5,100	6,000

EMERGENCY RELIEF

Emergency Relief of Residents, District of Columbia—

For the purpose of affording relief to residents of the District of Columbia who are unemployed or otherwise in distress because of the existing emergency, to be expended by the Board of Public Welfare of the District of Columbia by employment and/or direct relief, in the discretion of the Board of Commissioners and under rules and regulations to be prescribed by the board and without regard to the provisions of any other law, payable from the revenues of the District of Columbia, \$1,300,000, to be immediately available: *Provided*, That not to exceed 8 per centum of such amount shall be available for administrative expenses, including necessary personal services (act June 16, 1933, 48 Stat., pp. 246-247).

Estimate 1935, **\$1,300,000**

Appropriated 1934, **\$1,300,000**

By objects	Obligations					
	Estimate, 1935		Estimate, 1934		Actual, 1933	
	Posi- tions	Av. salary	Posi- tions	Av. salary	Posi- tions	Av. salary
PERSONAL SERVICES						
Supervisor.....	1	\$4,400	1	\$4,400	1	\$4,400
Assistant supervisor.....	1	2,600	1	2,600	1	2,000
Superintendent, work projects.....	1	2,550	1	2,550		
Accountant.....	1	2,400	1	2,400	1	1,620
Assistant accountant.....	1	1,014	1	1,014	1	900
Case supervisor.....	5	1,800	5	1,800	5	1,668
Secretary.....	3	1,400	3	1,400	1	1,620
Social worker.....	70	1,189	70	1,189	51	1,166
Statistician.....	1	1,500	1	1,500	1	900
Claims clerk.....	1	1,320	1	1,320		
Superintendent, mechanical services.....	1	1,320	1	1,320	1	900
Special investigator.....	1	1,200	1	1,200	1	900
Driver.....	5	1,115	5	1,115	6	900
Stenographer.....	21	937	21	937	18	860

Emergency Relief of Residents, District of Columbia—Continued.

By objects	Obligations					
	Estimate, 1935		Estimate, 1934		Actual, 1933	
	Posi- tions	Av. salary	Posi- tions	Av. salary	Posi- tions	Av. salary
PERSONAL SERVICES—continued						
Disbursing clerk.....	1	\$1,500	1	\$1,500		
Clerk.....	69	926	69	926	32	\$814
Typist.....	2	913	2	913	5	780
Chief dictaphone operator.....	1	913	1	913	1	900
Telephone operator.....	1	913	1	913	1	900
Janitors.....	3	862	3	862	2	720
Addressograph operators.....	2	913	2	913		
Sewing operator.....	1	913	1	913		
Superintendent, wood yard.....	1	1,800	1	1,800		
Foremen.....	6	1,014	6	1,014		
Tool-keeper.....	1	1,014	1	1,014		
Foreman.....	1	913	1	913		
Truck driver.....	1	913	1	913		
Janitor.....	1	862	1	862		
Watchman.....	1	862	1	862		
Total permanent.....	205	229,628	205	229,628	129	135,100
Deduct lapses and administrative furloughs.....						56,320
01 Personal services (net).....		229,628		229,628		78,780
OTHER OBLIGATIONS						
Work relief.....		2,453,968		2,453,968		1,042,173
Direct relief.....		663,203		663,203		230,906
Equipment, stationery, supplies, etc.....		24,938		24,938		13,747
Total other obligations.....		3,142,109		3,142,109		1,286,826
Grand total obligations.....		3,371,737		3,371,737		1,365,606
Deduct amount transferred from Federal Emergency Relief Administration.....		2,071,737		2,071,737		215,606
Total estimate or appropriation.....		1,300,000		1,300,000		1,150,000

TEMPORARY HOME FOR UNION EX-SOLDIERS AND SAILORS (DEPARTMENT OF THE POTOMAC, GRAND ARMY OF THE REPUBLIC)

Temporary Home for Former Soldiers and Sailors, District of Columbia—

For personal services, [\$3,747] \$4,158; maintenance, [\$9,253] \$9,250; and repairs to buildings and grounds, \$500; in all, [\$13,500] \$13,908, to be expended under the direction of the Commissioners; and Union ex-soldiers, sailors, or marines of the Civil War, ex-soldiers, sailors, or marines of the Spanish War, Philippine insurrection, or China relief expedition, and soldiers, sailors, or marines of the World War or who served prior to July 2, 1921, shall be admitted to the home, all under the supervision of a board of management (act June 16, 1933, 48 Stat., p. 247).

Estimate 1935, **\$13,908**Appropriated 1934, **\$13,500**

By objects	Obligations					
	Estimate, 1935		Estimate, 1934		Actual, 1933	
	Posi- tions	Av. salary	Posi- tions	Av. salary	Posi- tions	Av. salary
PERSONAL SERVICES						
Custodial service:						
Grade 7. Senior supervisor domestic at- tendant (superintendent).....	1	\$2,100	1	\$2,100	1	\$2,100
Grade 3. Under domestic attendants.....	2	1,260	2	1,260	2	1,260
Grade 3. Guard (watchman).....	1	1,200	1	1,200	1	1,200
Total permanent.....	4	5,820	4	5,820	4	5,820
Deduct subsistence and quarters furnished.....		1,200		1,200		1,200
Net total permanent.....		4,620		4,620		4,620
Deduct legislative reduction.....		462		873		620
01 Total cash paid salaries.....		4,158		3,747		4,000
Estimated savings and unobligated balance.....						740
Total.....		4,158		3,747		4,740
OTHER OBLIGATIONS						
Food and ice.....		7,200		7,200		8,412
Clothing, dry goods, and shoes.....		100		100		133
Heat, light, and power.....		1,000		1,000		1,293
Furniture and household furnishings.....		500		500		476
Laundry and cleaning supplies.....		400		400		315
Repairs.....		500		500		473
Miscellaneous.....		50		53		71
Total other obligations.....		9,750		9,753		11,173
Grand total obligations.....		13,908		13,500		15,173
Estimated savings and unobligated balance.....						+1,017
Total estimate or appropriation.....		13,908		13,500		16,190

FLORENCE CRITTENTON HOME

Florence Crittenton Home, District of Columbia—

For care and maintenance of women and children under a contract to be made with the Florence Crittenton Home by the Board of Public Welfare, maintenance, \$6,000 (act June 16, 1933, 48 Stat., p. 247).

Estimate 1935, **\$6,000**Appropriated 1934, **\$6,000**

By objects	Obligations		
	Estimate, 1935	Estimate, 1934	Actual, 1933
Women at \$7 per week.....	\$4,500	\$4,500	\$4,792
Children at \$3 per week.....	1,500	1,500	1,208
Total estimate or appropriation.....	6,000	6,000	6,000

SOUTHERN RELIEF SOCIETY

Southern Relief Society, District of Columbia—

For care and maintenance of needy and infirm Confederate veterans, their widows and dependents, residents in the District of Columbia, under a contract to be made with the Southern Relief Society by the Board of Public Welfare, \$10,000 (act June 16, 1933, 48 Stat., p. 247).

Estimate 1935, **\$10,000**Appropriated 1934, **\$10,000**

By objects	Obligations		
	Estimate, 1935	Estimate, 1934	Actual, 1933
Care in the home.....	\$3,300	\$3,300	\$2,659
Outdoor relief.....	6,700	6,700	6,656
Total obligations.....	10,000	10,000	9,315
Estimated savings and unobligated balance.....			685
Total estimate or appropriation.....	10,000	10,000	10,000

NATIONAL LIBRARY FOR THE BLIND

National Library for the Blind, District of Columbia—

For aid and support of the National Library for the Blind, located at 1800 D Street Northwest, to be expended under the direction of the Commissioners of the District of Columbia, \$5,000 (act June 16, 1933, 48 Stat., p. 247).

Estimate 1935, **\$5,000**Appropriated 1934, **\$5,000**

Salaries and contingent expenses: Obligations—1935, \$5,000; 1934, \$5,000; 1933, \$5,000.

COLUMBIA POLYTECHNIC INSTITUTE

Columbia Polytechnic Institute, District of Columbia—

To aid the Columbia Polytechnic Institute for the Blind, located at 1808 H Street Northwest, to be expended under the direction of the Commissioners of the District of Columbia, \$3,000 (act June 16, 1933, 48 Stat., p. 247).

Estimate 1935, **\$3,000**Appropriated 1934, **\$3,000**

Care of blind persons, 120 at \$25 per month: Obligations—1935, \$3,000; 1934, \$3,000; 1933, \$3,000.

ST. ELIZABETHS HOSPITAL

Hospital for the Insane, District of Columbia—

For support of indigent insane of the District of Columbia in Saint Elizabeths Hospital, as provided by law, [\$1,807,580] \$1,874,092 (act June 16, 1933, 48 Stat., p. 247).

Estimate 1935, **\$1,874,092**Appropriated 1934, **\$1,807,580**

By objects	Obligations		
	Estimate, 1935	Estimate, 1934	Actual, 1933
Support of indigent insane at \$1.87 per day.....			\$981,971
Support of indigent insane at \$1.80 per day.....		\$1,807,580	
Support of indigent insane at \$1.63 per day.....	\$1,874,092		
Total obligations.....	1,874,092	1,807,580	1,923,465
Received by transfer from other depart- ments.....			-120,000
Net total obligations.....	1,874,092	1,807,580	1,803,265
Estimated savings and unobligated balance.....			2,318
Total estimate or appropriation.....	1,874,092	1,807,580	1,805,583

NONRESIDENT INSANE

For deportation of nonresident insane persons, in accordance with the Act of Congress "to change the proceedings for admission to the Government Hospital for the Insane in certain cases, and for other purposes", approved January 31, 1899, including persons held in the psychopathic ward of the Gallinger Municipal Hospital, **[\$5,500] \$9,000.**

In expending the foregoing sum the disbursing officer of the District of Columbia is authorized to advance to the Director of Public Welfare, upon requisitions previously approved by the auditor of the District of Columbia, and upon such security as the Commissioners may require of said Director, sums of money not exceeding \$300 at one time, to be used only for deportation of nonresident insane persons, and to be accounted for monthly on itemized vouchers to the accounting officer of the District of Columbia (*act June 16, 1933, 48 Stat., pp. 247-248*).

Estimate 1935, **\$9,000**Appropriated 1934, **\$5,500**

By objects	Obligations		
	Estimate, 1935	Estimate, 1934	Actual, 1933
Deportation of nonresident insane.....	\$9,000	\$5,500	\$9,345
Received by transfer from District Training School, "Maintenance".....			-750
Net total obligations.....	9,000	5,500	8,595
Estimated savings and unobligated balance.....			655
Total estimate or appropriation.....	9,000	5,500	9,250

RELIEF OF THE POOR

Relief of the Poor, District of Columbia—

For relief of the poor, including medical and surgical supplies, artificial limbs, and for pay of physicians to the poor, to be expended under the direction of the Board of Public Welfare, \$8,000 (*act June 16, 1933, 48 Stat., p. 248*).

Est. 1935, **\$8,000**App. 1934, **\$8,000**

By objects	Obligations		
	Estimate, 1935	Estimate, 1934	Actual, 1933
Medical and surgical supplies.....	\$4,000	\$4,500	\$4,097
Physicians to the poor.....	4,000	3,500	4,015
Total obligations.....	8,000	8,000	8,112
Estimated savings and unobligated balance.....			388
Total estimate or appropriation.....	8,000	8,000	8,500

For payment to beneficiaries named in section 3 of "An Act making it a misdemeanor in the District of Columbia to abandon or willfully neglect to provide for the support and maintenance by any person of his wife or his or her minor children in destitute or necessitous circumstances", approved March 23, 1906, to be disbursed by the disbursing officer of the District of Columbia on itemized vouchers duly audited and approved by the auditor of said District, **[\$7,000] \$9,000** (*acts Mar. 23, 1906, 34 Stat., pp. 86-87; June 16, 1933, 48 Stat., p. 248*).

Est. 1935, **\$9,000**App. 1934, **\$7,000**

By objects	Obligations		
	Estimate, 1935	Estimate, 1934	Actual, 1933
Support of abandoned wives.....	\$9,000	\$7,000	\$10,955
Received by transfer from District Training School, "Maintenance".....			-675
Net total obligations.....	9,000	7,000	10,280
Estimated savings and unobligated balance.....			+45
Total estimate or appropriation.....	9,000	7,000	10,325

Total, Relief of the Poor, District of Columbia:

Estimate 1935, **\$17,000**Appropriated 1934, **\$15,000**

BURIAL OF EX-SERVICE MEN

Burial of Indigent Soldiers, District of Columbia—

For expenses of burying in the Arlington National Cemetery, or in the cemeteries of the District of Columbia, indigent Union ex-soldiers, ex-sailors, or ex-marines, of the United States service, either Regular or Volunteer, who have been honorably discharged or retired, and who died in the District of Columbia, to be disbursed by the Secretary of War at a cost not exceeding \$45 for such burial expenses in each case, exclusive of cost of grave **[\$135] \$540** (*act June 16, 1933, 48 Stat., p. 248*).

Estimate 1935, **\$540**Appropriated 1934, **\$135**

Expenses of burial: Obligations—1935, \$540; 1934, \$135; 1933 (unobligated balance), \$225.

TRANSPORTATION OF INDIGENT PERSONS

Transportation of Indigent Persons, District of Columbia—

For transportation of indigent persons, including indigent veterans of the World War and their families, \$5,000 (*act June 16, 1933, 48 Stat., p. 248*).

Estimate 1935, **\$5,000**Appropriated 1934, **\$5,000**

By objects	Obligations		
	Estimate, 1935	Estimate, 1934	Actual, 1933
Transportation of indigent persons.....	\$5,000	\$5,000	\$5,942
Received by transfer from District Training School Maintenance.....			-750
Total obligations.....	5,000	5,000	5,192
Estimated savings and unobligated balance.....			2,808
Total estimate or appropriation.....	5,000	5,000	8,000

VOCATIONAL REHABILITATION

Vocational Rehabilitation, District of Columbia—

Vocational rehabilitation of disabled residents, District of Columbia: To carry out the provisions of the Act entitled "An Act to provide for the vocational rehabilitation of disabled residents of the District of Columbia, and for other purposes", approved February 23, 1929 (45 Stat., p. 1260), **[\$15,000] \$11,250** (*acts Feb. 23, 1929, 45 Stat., p. 1260; June 16, 1933, 48 Stat., p. 248*).

Estimate 1935, **\$11,250**Appropriated 1934, **\$15,000**

Transferred to Federal Board for Vocational Education, Department of the Interior: 1935, \$11,250; 1934, \$15,000; 1933, \$15,000.

Total, Public Welfare, District of Columbia:

Estimate 1935, **\$6,476,476**Appropriated 1934, **\$5,845,295**

MILITIA

Militia, District of Columbia—

For the following, to be expended under the authority and direction of the commanding general, who is hereby authorized and empowered to make necessary contracts and leases, namely:

For personal services, **[\$18,000] \$19,080**; temporary labor, **[\$5,000] \$5,220**; for expenses of camps, including hire of horses for officers required to be mounted, and for the payment of commutation of subsistence for enlisted men who may be detailed to guard or move the United States property at home stations on days immediately preceding and immediately following the annual encampments; damages to private property incident to encampment; reimbursement to the United States for loss of property for which the District of Columbia may be held responsible; cleaning and repairing uniforms, arms, and equipment; instruction, purchase, and maintenance of athletic, gymnastic, and recreational equipment at armory or field encampments, not to exceed \$500; practice marches, drills, and parades; rent of armories, drill halls, and storehouses; fuel, light, heat, care, and repair of armories, offices, and storehouses; machinery and dock, including dredging alongside of dock; construction of buildings for storage and other purposes at target range; telephone service; printing, stationery, and postage; horses and mules for mounted organizations; maintenance and operation of passenger and nonpassenger-carrying motor vehicles; street-car fares (not to exceed \$200) necessarily used in the transaction of official business; not exceeding \$400 for traveling expenses, including attendance at meetings or conventions of associations pertaining to the National Guard; and for general incidental expenses of the service, \$9,000; in all, **[\$32,000] \$33,300** (*act June 16, 1933, 48 Stat., pp. 248-249*).

Estimate 1935, **\$33,300**Appropriated 1934, **\$32,000**

Militia, District of Columbia—Continued.

By objects	Obligations					
	Estimate, 1935		Estimate, 1934		Actual, 1933	
	Posi- tions	Av. salary	Posi- tions	Av. salary	Posi- tions	Av. salary
PERSONAL SERVICES, DEPARTMENTAL						
Clerical, administrative, and fiscal service:						
Grade 7. Administrative assistant.....	1	\$3,200	1	\$3,200	1	\$3,200
Grade 4. Accountant and clerk.....	1	2,100	1	2,100	1	2,100
Grade 3. Clerk-stenographer.....	1	1,860	1	1,860	1	1,860
Grade 2. Clerk-stenographer.....	1	1,500	1	1,500	1	1,500
Custodial service:						
Grade 7. Chief engineer.....	1	2,100	1	2,100	1	2,100
Grade 6. Assistant engineer (seasonal; 3 employees' 8 months).....					2	1,800
Mechanic.....					1	1,800
Grade 5. Principal guard.....	1	1,620	1	1,620	1	1,620
Grade 4. Foreman of laborers.....	1	1,320	1	1,320	1	1,320
Grade 3. Skilled laborer and watchman.....	1	1,260	1	1,260	1	1,260
Watchman.....	2	1,380	2	1,380	2	1,380
Mechanic.....	1	1,380	1	1,380	1	1,380
Fireman (seasonal; 3 employees, 8 months each).....	2	1,200	2	1,200	2	1,200
Total permanent, departmental.....	13	21,200	13	21,200	16	25,635
Deduct lapses and furloughs.....						300
Net permanent, departmental.....		21,200		21,200		25,335
Temporary employees.....		5,800		5,800		5,600
All personal services, departmental.....		27,000		27,000		30,935
Deduct legislative reductions.....		2,700		4,000		2,973
01 Personal services (net).....		24,300		23,000		27,962
OTHER OBLIGATIONS						
Instruction, drills, and parades.....		400		400		473
Fuel and light.....		2,800		2,800		3,057
Care and repair of armories.....		1,000		1,000		2,556
Telephone service.....		900		900		923
Rents.....		900		900		900
Incidental and contingent expenses.....		500		500		3,048
Athletic and recreational equipment.....		100		100		18
Encampments and buildings.....		800		800		2,466
Printing.....		100		100		29
Stationery.....		400		400		626
Postage.....		800		800		810
Cleaning.....		100		100		51
Repairing.....		200		200		110
Total.....		9,000		9,000		15,067
Pay of troops.....						12,043
Total other obligations.....		9,000		9,000		27,110
Grand total obligations.....		33,300		32,000		55,072
Estimated savings and unobligated balance.....						3,528
Total estimate or appropriation.....		33,300		32,000		58,600

Reclamation of Anacostia River Flats, District of Columbia—

By objects	Obligations		
	Estimate, 1935	Estimate, 1934	Actual, 1933
09 Advertising and publication of notices (service).....		\$200	\$509
30 Equipment (includes livestock).....		50	72
31 Land and interests in land.....		44,000	3,065
Structures and parts, etc.:			
3212 Excavations, embankments, and surfacings.....		19,047	82,154
3214 Retaining and restraining walls, dams, jetties, etc.....		66,800	
32 Total structures and parts, etc.....		85,847	82,154
Total obligations.....		130,097	85,800
Estimated savings and unobligated balances.....		4,100	5,171
Total estimate.....		134,197	90,971

PUBLIC PARKS *

SALARIES, PUBLIC PARKS, DISTRICT OF COLUMBIA

Salaries, Public Parks, District of Columbia—

For personal services, [\$300,000] \$314,880 (U.S.C., title 40, sec. 2; act June 16, 1933, 48 Stat., p. 249).

Estimate 1935, \$314,880

Appropriated 1934, \$300,000

* The activities and functions under this heading were transferred to Office of National Parks, Buildings, and Reservations, Department of the Interior, by Executive Order No. 6166, June 10, 1933.

Salaries, Public Parks, District of Columbia—Continued.

By objects	Obligations					
	Estimate, 1935		Estimate, 1934		Actual, 1933	
	Posi- tions	Av. salary	Posi- tions	Av. salary	Posi- tions	Av. salary
PERSONAL SERVICES, DEPARTMENTAL						
Professional service:						
Grade 6. Senior engineer (assistant superintendent).....	1	\$5,000	1	\$5,000	1	\$5,000
Grade 5. Senior engineer (chief of section).....	1	4,800	1	4,800	1	4,800
Grade 3. Associate engineer.....	2	3,400	2	3,400	1	3,200
Associate architect.....	2	3,200	2	3,200	1	3,200
Administrative officer (chief of section).....	1	3,200	1	3,200	1	3,200
Grade 2. Associate engineer.....					3	2,600
Naturalist.....	1	2,700	1	2,700	1	2,700
Subprofessional services:						
Grade 8. Assistant chief of section.....	1	2,600	1	2,600	1	2,600
Engineering draftsman.....					2	2,650
Grade 7. Draftsman.....	1	2,800	1	2,800	1	2,800
Engineering inspector.....					1	2,300
Grade 6. Senior foreman gardener.....	4	2,100	4	2,100	4	2,100
Engineering draftsman.....					1	2,000
Grade 5. Foreman gardener.....	2	1,800	2	1,800	2	1,800
Grade 4. Foreman gardener.....	9	1,680	9	1,680	9	1,680
Grade 3. Gardener.....	5	1,452	5	1,452	5	1,452
Grade 2. Assistant gardener.....	12	1,375	12	1,375	12	1,370
Assistant engineering field aid.....	2	1,260	2	1,260	1	1,260
Survey helper.....					3	1,260
Clerical, administrative, and fiscal service:						
Grade 13. Senior administrative officer (superintendent).....	1	5,600	0.8	5,600		
Grade 9. Senior administrative assistant (assistant chief of division).....	2	3,400	2	3,400	2	3,400
Grade 7. Junior administrative officer.....	1	2,600	1	2,600	1	2,600
Grade 5. Senior clerk.....	2	2,200	2	2,200	2	2,250
Grade 4. Clerk.....	2	1,920	2	1,920	2	1,920
Grade 3. Assistant clerk.....	6	1,720	6	1,720	2	1,830
Grade 2. Junior clerk.....	1	1,440	1	1,440	2	1,440
Custodial service:						
Grade 10. Chief mechanical superintendent (chief of section).....					1	3,000
Grade 9. Assistant mechanical superintendent.....	9	2,611	9	2,611	8	2,563
Grade 8. Principal mechanic.....	2	2,100	2	2,100	2	2,350
General foreman.....	2	2,050	2	2,050	2	2,100
Grade 7. Assistant chief of section.....	5	1,996	5	1,996	5	1,996
Senior mechanic.....	9	1,946	9	1,946	9	1,946
Grade 6. General foreman.....	7	1,792	7	1,792	7	1,834
Mechanic.....	21	1,788	21	1,788	27	1,791
Grade 5. Foreman of laborers.....	3	1,580	3	1,580	3	1,580
Junior mechanic.....	3	1,600	3	1,600	3	1,600
Grade 4. Skilled laborer.....	1	1,500	1	1,500	1	1,500
Under mechanic.....	3	1,420	3	1,420	5	1,440
Assistant foreman of laborers.....	8	1,425	8	1,425	11	1,429
Grade 3. Senior laborer.....	21	1,334	21	1,334	28	1,336
Minor mechanic.....	15	1,276	15	1,276	22	1,293
Guard.....	1	1,200	1	1,200	1	1,200
Messenger.....	1	1,260	1	1,260		
Grade 2. Junior laborer.....	41	1,143	41	1,143	71	1,129
Total permanent, field.....	211	355,280	210.8	354,160	268	427,300
Deduct lapses and administrative furloughs.....		4,080		2,180		22,214
Net permanent, field.....		351,200		351,980		405,086
Deduct legislative reductions.....		35,120		52,797		38,189
Deduct reimbursements for work done for other departments.....		316,080		299,183		366,897
01 Personal services (net).....		1,200		1,200		5,788
Estimated savings and unobligated balances.....		314,880		297,983		361,109
Total estimate or appropriation.....		314,880		300,000		400,000
BY ACTIVITIES						
Office administration and engineering.....		45,000		45,740		49,560
Maintenance, repair, and operation.....		252,320		252,243		311,549
Additional amount for 90 percent salaries.....		17,560				
Total.....		314,880		297,983		361,109

GENERAL EXPENSES, PUBLIC PARKS

General Expenses, Public Parks, District of Columbia—

General expenses: For general expenses in connection with the maintenance, care, improvement, furnishing of heat, light, and power of public parks, grounds, fountains, and reservations, propagating gardens and greenhouses under the jurisdiction of the Office of [Public Buildings and Public Parks of the National Capital,] National Parks, Buildings, and Reservations, including not to exceed \$5,000 for the maintenance of the tourists' camp on its present site in East Potomac Park, and including personal services of seasonal or intermittent employees at per diem rates of pay approved by the Director, not exceeding current rates of pay for similar employment in the District of Columbia; the hire of draft animals with or without drivers at local rates approved by the Director; the purchase and maintenance of draft animals, harness, and wagons; contingent

expenses; city directories; communication service; car fare; traveling expenses; professional, scientific, technical, and law books; periodicals and reference books; blank books and forms; photographs; dictionaries and maps; leather and rubber articles for the protection of employees and property; the maintenance, repair, exchange, and operation of not to exceed two motor-propelled passenger-carrying vehicles and all necessary bicycles, motorcycles, and self-propelled machinery; the purchase, maintenance, and repair of equipment and fixtures and so forth, **[\$333,000]** \$340,543: *Provided*, That not exceeding \$20,000 of the amount herein appropriated may be expended for placing and maintaining portions of the parks in condition for outdoor sports and for expenses incident to the conducting of band concerts in the parks; *and not exceeding \$10,000 for the erection of minor auxiliary structures (U.S.C., title 40, sec. 2; act June 16, 1933, 48 Stat., p. 249).*

Estimate 1935, **\$340,543**Appropriated 1934, **\$333,000**

By objects	Obligations		
	Estimate, 1935	Estimate, 1934	Actual, 1933
PERSONAL SERVICES			
Temporary employees, field.....	\$244,565	\$248,900	\$248,958
Deduct legislative reductions.....	24,457	37,335	26,247
01 Personal services (net).....	220,108	211,565	222,711
OTHER OBLIGATIONS			
02 Supplies and materials.....	49,295	49,295	50,458
05 Communication service.....	1,100	1,100	967
06 Travel expenses.....	100	100	155
07 Transportation of things (service).....	200	200	182
08 Printing and photographing.....	200	200	356
09 Advertising.....			52
10 Furnishing of heat, light, and power (electricity).....	36,500	36,500	34,655
12 Repairs and alterations.....	10,060	10,060	7,377
13 Special and miscellaneous current expenses.....	24,980	24,980	3,598
30 Equipment.....	5,000	5,000	21,494
32 Structures and parts and nonstructural improvements to land.....			139,444
Total other obligations.....	127,435	127,435	258,738
Grand total obligations.....	347,543	339,000	481,449
Deduct reimbursements for work done for other departments.....	-7,000	-7,000	-8,641
Net total obligations.....	340,543	332,000	472,808
Estimated savings and unobligated balances.....		1,000	27,192
Total estimate or appropriation.....	340,543	333,000	500,000
BY ACTIVITIES			
Administration.....	2,400	2,400	2,500
Maintenance, repair, and operation:			
Fixed charges:			
Coal.....	5,300	5,300	5,216
Gas.....	1,400	1,400	2,783
Communications.....	1,100	1,100	1,070
Electricity.....	36,500	36,500	34,655
Other maintenance, repair, and operation.....	256,615	260,300	227,646
Equipment.....	5,000	5,000	21,494
Outdoor sports.....	20,000	20,000	38,000
Improvements.....			139,444
Amount necessary for 90 percent salaries.....	12,228		
Estimated savings and unobligated balances.....		1,000	27,192
Total.....	340,543	333,000	500,000

PARK POLICE*Salaries, Park Police, District of Columbia—*

Salaries: For pay and allowances of the United States park police force, in accordance with the Act approved May 27, 1924, as amended, **[\$145,000]** \$153,450 (*U.S.C., title 40, sec. 2; act June 16, 1933, 48 Stat., p. 249*).

Estimate 1935, **\$153,450**Appropriated 1934, **\$145,000***Salaries, Park Police, District of Columbia—Continued.*

By objects	Obligations					
	Estimate, 1935		Estimate, 1934		Actual, 1933	
	Posi- tions	Av. salary	Posi- tions	Av. salary	Posi- tions	Av. salary
PERSONAL SERVICES, FIELD						
Captain.....	1	\$3,600	1	\$3,600	1	\$3,600
Lieutenant.....	1	3,050	1	3,050	1	3,050
Sergeant.....	7	2,750	7	2,750	7	2,750
	30	2,400	30	2,400	31	2,400
	11	2,300	11	2,300	12	2,300
	3	2,200	3	2,200	2	2,200
	3	2,100	3	2,100	3	2,100
	10	2,000	10	2,000	10	2,000
	10	1,900	10	1,900	9	1,900
Private.....						
Total permanent, field.....	76	175,100	76	175,100	76	175,700
Deduct lapses and administrative furloughs.....		7,240		7,195		809
Net permanent, field.....		167,860		167,905		174,891
Compensation for motor vehicle for superintendent.....				43		480
Additional compensation for members detailed to motorcycle service at \$120 each.....		2,640		2,640		2,640
Additional compensation for outstanding efficiency.....						375
All personal services, field.....		170,500		170,588		178,386
Deduct legislative reductions.....		17,050		25,588		17,756
01 Total cash paid salaries, field.....		153,450		145,000		160,630
Estimated savings and unobligated balance.....						20,255
Total estimate or appropriation.....		153,450		145,000		180,885

Uniforms and Equipment, Park Police, District of Columbia—

For uniforming and equipping the United States park police force, including the purchase, issue, operation, maintenance, repair, exchange, and storage of revolvers, bicycles, and motor-propelled passenger-carrying vehicles, uniforms, ammunition, and radio equipment, **[\$9,000]** \$8,000 (*U.S.C., title 40, sec. 2; act June 16, 1933, 48 Stat., p. 249*).

Estimate 1935, **\$8,000**Appropriated 1934, **\$9,000**

By objects	Obligations		
	Estimate, 1935	Estimate, 1934	Actual, 1933
02 Supplies and materials.....	\$5,565	\$6,365	\$6,364
05 Communication service.....	295	295	294
07 Transportation of things.....	5	5	3
12 Repairs and alterations.....	815	815	815
30 Equipment.....	1,320	1,520	4,854
Total obligations.....	8,000	9,000	12,330
Estimated savings and unobligated balance.....			170
Total estimate or appropriation.....	8,000	9,000	12,500

Total, Public Parks, District of Columbia:Estimate 1935, **\$816,873**Appropriated 1934, **\$787,000****NATIONAL CAPITAL PARK AND PLANNING COMMISSION***National Capital Park and Planning Commission, Reimbursement to United States by District of Columbia—*

For reimbursement to the United States in compliance with section 4 of the Act approved May 29, 1930 (46 Stat., p. 482), as amended, **[\$1,000,000]** \$531,211.94 (*acts May 29, 1930, 46 Stat., p. 482; June 16, 1933, 48 Stat., p. 249*).

Estimate 1935, **\$531,211.94**Appropriated 1934, **\$1,000,000**

31 Land and interests in land (reimbursement): Obligations—1935, \$531,211.94; 1934, \$1,000,000; 1933, \$1,000,000.

Salaries and Expenses, National Capital Park and Planning Commission, District of Columbia—

For each and every purpose, except the acquisition of land, requisite for and incident to the work of the National Capital Park and planning Commission as authorized by the Act entitled "An Act providing for a comprehensive development of the park and play-ground system of the National Capital", approved June 6, 1924 (U.S.C., title 40, sec. 71), as amended, including personal services in the District of Columbia, maintenance, operation, and repair of motor-propelled passenger-carrying vehicles, not to exceed \$1,500 for printing and binding, not to exceed \$500 for traveling expenses and car fare of employees of the commission, and not to exceed \$300 for professional, scientific, technical, and reference books, and periodicals, **[\$31,000] \$33,096** (U.S.C., title 40, sec. 71; act June 16, 1933, 48 Stat., pp. 249-250).

Estimate 1935, **\$33,096**

Appropriated 1934, **\$31,000**

By objects	Obligations		
	Estimate, 1935	Estimate, 1934	Actual, 1933
PERSONAL SERVICES, DEPARTMENTAL			
Professional service:			
Grade 5. Administrative officer (secretary).....	1 \$4,600	1 \$4,600	1 \$4,600
City planner.....	1 4,600	1 4,600	1 4,600
Grade 4. Landscape architect.....	1 3,800	1 3,800	1 3,800
Grade 3. Associate engineer.....	1 3,200	1 3,200	1 3,200
Grade 1. Junior landscape architect.....	2 2,000	2 2,000	2 2,000
Junior civil engineer.....			1 2,000
Subprofessional service:			
Grade 6. Draftsman.....	1 2,000	1 2,000	1 2,000
Clerical, administrative, and fiscal service:			
Grade 9. Senior administrative assistant (motion picture production).....			1 3,400
Grade 7. Assistant secretary.....	1 2,600	1 2,600	1 2,600
Grade 4. Principal stenographer.....	1 1,980	1 1,980	1 1,980
Grade 3. Assistant clerk.....	1 1,860	1 1,860	3 1,700
Custodial service:			
Grade 3. Chauffeur.....	1 1,380	1 1,380	1 1,380
Total permanent, departmental.....	11 30,020	11 30,020	15 38,660
Deduct lapses and administrative furloughs.....		2,800	48
Net permanent, departmental.....	26,820	27,220	38,612
Services of technical experts (per diem).....	7,220	7,220	6,191
All personal services, departmental.....	34,040	34,440	44,803
Deduct legislative reductions.....	3,404	5,165	4,855
01 Personal services (net).....	30,636	29,275	39,948
OTHER OBLIGATIONS			
02 Supplies and materials.....	600	600	1,068
05 Communication service.....	70	70	71
06 Travel expenses.....	1,285	550	450
07 Transportation of things.....			2
08 Printing and binding.....	675	675	778
12 Repairs and alterations.....	30	30	32
13 Miscellaneous current expenses.....	300	300	2,325
30 Equipment.....			14
32 Improvements.....			120
Total other obligations.....	2,960	2,225	4,860
Grand total obligations.....	33,596	31,500	44,808
Reimbursements for work done for other departments.....	-500	-500	-2,603
Net total obligations.....	33,096	31,000	42,205
Estimated savings and unobligated balance.....			4,980
Total estimate or appropriation.....	33,096	31,000	47,185
By ACTIVITIES			
Administration.....	31,394	31,000	42,205
Additional amount for 90 percent salaries.....	1,702		
Estimated savings and unobligated balance.....			4,980
Total.....	33,096	31,000	47,185

Total, National Capital Park and Planning Commission, District of Columbia:

Estimate 1935, **\$564,307.94**

Appropriated 1934, **\$1,031,000**

NATIONAL ZOOLOGICAL PARK

National Zoological Park, District of Columbia—

For roads, walks, bridges, water supply, sewerage, and drainage; grading, planting, and otherwise improving the grounds, erecting and repairing buildings and enclosures; care, subsistence, purchase, and transportation of animals; necessary employees; traveling and incidental expenses not otherwise provided for, including not to exceed \$2,000 for travel and field expenses in the United

States and foreign countries for the procurement of live specimens, and for the care, subsistence, and transportation of specimens obtained in the course of such travel; maintenance and operation of one motor-propelled passenger-carrying vehicle required for official purposes; for the purchase, issue, operation, maintenance, repair, and exchange of bicycles and nonpassenger-carrying motor vehicles, revolvers and ammunition; not exceeding \$2,500 for purchasing and supplying uniforms to park police, keepers, and assistant keepers; not exceeding \$100 for the purchase or necessary books and periodicals, **[\$180,000] \$189,600**, no part of which sum shall be available for architect's fees or compensation (U.S.C., title 20, sec. 81; act June 16, 1933, 48 Stat., p. 250).

Estimate 1935, **\$189,600**

Appropriated 1934, **\$180,000**

By objects	Obligations					
	Estimate, 1935		Estimate, 1934		Actual, 1933	
	Posi- tions	Av. salary	Posi- tions	Av. salary	Posi- tions	Av. salary
PERSONAL SERVICES, DEPARTMENTAL						
Professional and scientific service:						
Grade 7. Senior scientist (director).....	1	\$6,500	1	\$6,500	1	\$6,500
Grade 5. Scientist (assistant director).....	1	4,800	1	4,800	1	4,800
Subprofessional service:						
Grade 6. Head gardener.....	1	2,000	1	2,000	1	2,000
Clerical, administrative, and fiscal service:						
Grade 7. Senior administrative assistant (deputy disbursing agent).....	1	3,100	1	3,100	1	3,100
Grade 6. Senior clerk (property clerk).....	1	2,600	1	2,600	1	2,600
Grade 3. Assistant clerk.....	1	1,860	1	1,860	1	1,860
Grade 2. Assistant clerk.....	1	1,500	1	1,500	1	1,500
Junior clerk-stenographer.....	1	1,620	1	1,620	1	1,620
Junior clerk-stenographer.....	0.1	1,440	0.1	1,440	0.1	1,440
Custodial service:						
Grade 10. Chief mechanical superintendent (head keeper).....	1	3,200	1	3,200	1	3,200
Grade 8. Principal mechanic (chief of maintenance and construction).....	1	2,000	1	2,000	1	2,000
Grade 7. Assistant chief guard (sergeant of park police).....	1	1,920	1	1,980	1	1,980
Grade 6. Head guard (park policeman, assistant to head keeper).....	14	1,752	14	1,752	14	1,761
Mechanic (machinist, carpenter, general mechanic).....	7	1,714	7	1,714	7	1,740
General foreman of laborers.....	1	1,800	1	1,800	1	1,800
Grade 5. Principal guard (keeper).....	27	1,571	27	1,571	27	1,577
Junior mechanic.....	5	1,500	5	1,500	5	1,500
Grade 4. Under mechanic.....	4	1,410	4	1,410	4	1,410
Senior guard (assistant keeper).....	4	1,320	4	1,320	5	1,320
Grade 3. Senior laborer.....	11	1,289	11	1,289	13	1,275
Guard (watchman).....	2	1,320	2	1,320	2	1,350
Grade 2. Junior laborer.....	5	1,128	5	1,128	6	1,150
Minor domestic attendant.....	1	1,140	1	1,140	1	1,140
Total permanent, departmental.....	92.1	154,000	92.1	154,000	96.1	160,145
Deduct lapses and administrative furloughs.....				500		11,144
Net permanent, departmental.....		154,000		153,500		149,001
Temporary employees.....				720		2,541
All personal services, departmental.....		154,000		154,220		151,542
Deduct legislative reductions.....		15,400		23,210		15,264
01 Personal services (net).....		138,600		131,010		136,278
OTHER OBLIGATIONS						
Supplies and materials:						
0200 Stationery and office supplies.....		80		80		27
0210 Medical supplies.....		100		100		30
0231 Coal.....		5,500		5,500		5,688
0233 Gasoline and kerosene.....		400		400		318
0240 Wearing apparel (including uniforms for police, keepers, and assistant keepers).....		600		600		394
0250 Forage and other food for animals.....		27,500		27,000		25,114
0280 Sundry supplies.....		1,380		1,380		1,276
0290 Materials.....		750		750		3,867
02 Total supplies and materials.....		36,310		35,810		36,714
04 Shoeing, etc., of horses.....		150		150		149
Communication service:						
0500 Telegraph service.....		30		30		18
0510 Telephone service.....		1,300		1,300		1,276
0520 Other communication service.....		10		10		19
05 Total communication service.....		1,340		1,340		1,313
06 Travel expense.....		40		40		52
07 Transportation of things.....		500		500		1,027
09 Advertisement for bids.....		50				38
10 Furnishing of light and power.....		1,800		1,800		1,366
Repairs and alterations:						
1200 Repairs to buildings, etc.....		3,110		2,500		4,831
1210 Repairs to surfacings (roads, etc.).....		330		200		2,350
1280 Repairs to machinery, etc.....		600		600		550
1290 Miscellaneous repairs.....		50		50		50
12 Total repairs and alterations.....		4,110		3,350		7,781
13 Special services.....		50		50		82

National Zoological Park, District of Columbia—Continued.

By objects	Obligations		
	Estimate, 1935	Estimate, 1934	Actual, 1933
OTHER OBLIGATIONS—continued			
Equipment:			
3010 Furniture, office equipment, etc.	\$50		\$163
3021 Educational equipment (zoological garden stock and library)	4,810	\$4,810	11,122
3051 Heating, electrical, etc., equipment	300	300	271
3052 Construction and repair equipment	100	100	179
3053 Transportation equipment	1,200		687
3056 Police equipment			134
3057 Cleaning equipment	100	100	13
3059 Special miscellaneous equipment	140	140	594
30 Total equipment	6,650	5,450	13,163
Structural and nonstructural improvements to land:			
3211 Buildings, etc.			966
3212 Surfacing (roads, etc.)			3,316
3220 Nonstructural improvements			201
32 Total structures, etc.			4,483
Total other obligations	51,000	48,490	66,168
Grand total obligations	189,600	179,500	202,446
Estimated savings and unobligated balances		500	26,434
Total estimate or appropriation	189,600	180,000	228,880

Total, District of Columbia, excluding water service and permanent and indefinite appropriations:

Estimate 1935, **\$31,879,666.94** Appropriated 1934, **\$29,348,834**

* Excludes \$1,500,000 surplus made available from gasoline tax fund.

WATER SERVICE

The following sums are appropriated wholly out of the revenues of the water department for expenses of the Washington Aqueduct and its appurtenances and for expenses of water department, namely:

WASHINGTON AQUEDUCT

Washington Aqueduct, District of Columbia—

For operation, including salaries of all necessary employees, maintenance and repair of Washington Aqueducts and their accessories, including Dalecarlia, Georgetown, McMillan Park, first and second High Service Reservoirs, Washington Aqueduct tunnel, the filtration plants, the pumping plants and the plant for the preliminary treatment of the water supply, ordinary repairs, grading, opening ditches, and other maintenance of Conduit Road, purchase, installation, and maintenance of water meters on Federal services, purchase, care, repair, and operation of vehicles, including the purchase and exchange of one passenger-carrying motor vehicle at a cost not to exceed \$650; purchase and repair of rubber boots and protective apparel, and for each and every purpose connected therewith, **[\$400,000] \$420,624 (U.S.C., title 40, secs. 45, 54; act June 16, 1933, 48 Stat., p. 250).**

Estimate 1935, **\$420,624** Appropriated 1934, **\$400,000**

By objects	Obligations				
	Estimate, 1935		Estimate, 1934		Actual, 1933
	Posi- tions	Av. salary	Posi- tions	Av. salary	Posi- tions
PERSONAL SERVICES, FIELD					
Professional service:					
Grade 6. Principal engineer	1	\$6,200	1	\$6,200	1
Grade 5. Senior engineer	1	4,600	1	4,600	1
Civil engineer	1	4,600	1	4,600	1
Grade 3. Associate engineer	1	3,700	1	3,700	1
Grade 2. Assistant sanitary engineer	1	3,100	1	3,100	1
Assistant engineer	2	2,700	2	2,700	2
Assistant superintendent					3
Grade 1. Junior engineer	1	2,500	1	2,500	1
First assistant chemist	1	2,400	1	2,400	1
Bacteriologist	1	2,300	1	2,300	1
Subprofessional service:					
Grade 5. Overseer	2	1,920	2	1,920	2
Gage tender	1	1,920	1	1,920	1
Gage tender	1	1,860	1	1,860	1
Overseer	2	1,800	2	1,800	2
Inspector	1	1,800	1	1,800	0.9
Grade 4. Gage tender	1	1,680	1	1,680	1
Grade 3. Laboratory helper	1	1,740	1	1,740	1
Grade 2. Overseer					0.7

Washington Aqueduct, District of Columbia—Continued.

By objects	Obligations					
	Estimate, 1935		Estimate, 1934		Actual, 1933	
	Posi- tions	Av. salary	Posi- tions	Av. salary	Posi- tions	Av. salary
PERSONAL SERVICES, FIELD—continued						
Clerical, administrative, and fiscal service:						
Grade 9. Administrative assistant	1	\$3,600	1	\$3,600	1	\$3,600
Grade 8. Associate administrative assistant	1	2,900	1	2,900	1	2,900
Grade 6. Principal accounting clerk	1	2,400	1	2,400	1	2,400
Principal clerk	1	2,300	1	2,300	1	2,300
Grade 5. Principal stenographer (reporter)	1	2,200	1	2,200	1	2,200
Senior accounting clerk	1	2,100	1	2,100	1	2,100
Senior clerk					0.6	2,100
Grade 4. Clerk	1	2,100	1	2,100	1	2,100
Storekeeper	1	2,040	1	2,040	1	2,040
Accounting clerk	1	1,920	1	1,920	1	1,920
Clerk	1	1,920	1	1,920	1	1,920
Clerk	1	1,860	1	1,860	1	1,860
Grade 3. Senior bookkeeping machine operator					0.6	1,620
Assistant storekeeper	1	1,620	1	1,620	1	1,620
Grade 2. Junior clerk					0.6	1,560
Junior clerk					0.7	1,500
Custodial service:						
Grade 10. Chief steam engineer	1	2,800	1	2,800	1	2,800
Special officer	1	2,800	1	2,800	1	2,800
Grade 8. Pump operator	1	2,500	1	2,500	1	2,500
Carpenter	1	2,300	1	2,300	1	2,300
Electrician	1	2,160	1	2,160	1	2,160
Pump operator	3	2,160	3	2,160	3	2,160
Mechanic	1	2,100	1	2,100	1	2,100
First assistant steam engineer	1	2,100	1	2,100	1	2,100
Electrician	2	2,100	2	2,100	2	2,100
Painter	1	2,100	1	2,100	1	2,100
Grade 7. Painter	1	2,100	1	2,100	1	2,100
Machinist	1	2,100	1	2,100	1	2,100
Blacksmith	1	1,980	1	1,980	1	1,980
Second assistant steam engineer	1	1,980	1	1,980	1	1,980
Filter operator	3	1,920	3	1,920	3	1,920
Steam engineman	1	1,920	1	1,920	1	1,920
Special officer	1	1,860	1	1,860	1	1,860
Machinist	1	1,860	1	1,860	1	1,860
Grade 6. Filter operator	1	1,800			0.9	1,800
Filter operator	2	1,740	2	1,740	2	1,740
Plumber	1	1,740	1	1,740	1	1,740
Filter operator	2	1,680	3	1,680	2	1,680
Electrician	1	1,680	1	1,680	1	1,680
Pump operator	1	1,680	1	1,680	1	1,680
Foreman	1	1,680	1	1,680	0.7	1,680
Machinist's helper	1	1,740	1	1,740	1	1,740
Grade 5. Foreman	1	1,740	1	1,740	1	1,740
Handyman	1	1,620	1	1,620	1	1,620
Chaufeur	1	1,740	1	1,740	1	1,740
Foreman	1	1,620	1	1,620	1	1,620
Grade 4. Chauffeur	1	1,620	1	1,620	1	1,620
Laborer	1	1,620	1	1,620	1	1,620
Electrician's helper	1	1,560	1	1,560	1	1,560
Fireman	3	1,500	3	1,500	3	1,500
Janitor	2	1,500	2	1,500	2	1,500
Handyman	2	1,500	2	1,500	2	1,500
Gauge reader	1	1,500	1	1,500	1	1,500
Handyman	1	1,440	1	1,440	1	1,440
Laborer	4	1,440	4	1,440	4.3	1,440
Plumber's helper	1	1,380	1	1,380	1	1,380
Janitor	1	1,380	1	1,380	1	1,380
Carpenter's helper	1	1,380	1	1,380	1	1,380
Handyman	1	1,320	1	1,320	1	1,320
Grade 3. Laborer	2	1,320	2	1,320	2.5	1,320
Chaufeur	1	1,260	1	1,260	1	1,260
Laborer	11	1,260	11	1,260	11	1,260
Handyman	1	1,200	1	1,200	1	1,200
Messenger	1	1,200	1	1,200	1	1,200
Grade 2. Laborer	13	1,200	13	1,200	13.5	1,200
Laborer	11	1,140	11	1,140	11	1,140
Laborer	8	1,080	8	1,080	8.5	1,080
Assistant messenger					0.6	960
Assistant messenger	1	900	1	900	1	900
Total permanent, field	137	236,680	137	236,560	142.4	247,902
Deduct lapses and administrative furloughs						4,522
Net permanent, field		236,680		236,560		243,380
Temporary employees, field		61,500		19,500		40,132
All personal services, field		298,180		256,060		283,512
Deduct subsistence and quarters furnished		4,420		4,420		4,420
Deduct legislative reductions		293,760		251,640		279,092
		29,376		38,409		28,830
Total cash paid, salaries and wages		264,384		213,231		250,262
Deduct amount included in objects below		252,260		171,731		206,630
01 Personal services (net)		12,124		41,500		43,632
OTHER OBLIGATIONS						
Supplies and materials:						
02012 Other stationery		100		60		129
0202 Sundry supplies		50		50		49
0203 Drafting and artist supplies		50		25		24
0204 Photographic supplies		25		10		22
0205 Cleaning and toilet supplies		250		150		253
0221 Scientific supplies (chemicals for water purification)		42,550		38,500		30,015

Washington Aqueduct, District of Columbia—Continued.

By objects	Obligations		
	Estimate, 1935	Estimate, 1934	Actual, 1933
OTHER OBLIGATIONS—continued			
Supplies and Materials—Continued.			
0222 Educational supplies.....	\$5	\$5	\$2
0231 Coal and other solids.....	16,000	14,000	14,537
0233 Petroleum and oils.....	2,000	1,800	2,069
0234 Gas.....	150	150	137
0236 Gasoline and oil for operating motor vehicles.....	2,600	2,100	2,27
0242 Hand coverings and accessories and head coverings.....	10	10	105
0282 Mechanics, engineers, and electricians' supplies and furnace and foundry supplies.....	5,000	5,000	8,633
0284 Miscellaneous supplies.....	500	200	123
0296 Paint and painters' materials, varnishes, shellacs, enamel, etc.....	800	800	816
02 Total supplies and materials.....	70,090	62,860	59,130
Communication service:			
0501 Land telegraph service.....	5	5	1
0510 Telephone service.....	1,050	1,050	941
05 Total communication service.....	1,055	1,055	942
Travel expenses:			
0601 Steam or electric railway fares.....	10	10	3
0610 Land transportation (street car, taxi, hack, etc.).....	5	5	1
0630 Per diem in lieu of subsistence and support while in travel status.....	50	50	49
06 Total travel expenses.....	65	65	53
Transportation of things (service):			
0700 Freight and incidental charges (other than local 0730) (including demurrage, switching, re-creating or reboxing, icing and refrigerating incidental to freight).....	8,000	7,500	7,288
0710 Express and incidental charges (other than local 0730).....	10	10	16
07 Total transportation of things (service).....	8,010	7,510	7,304
Printing and binding, etc.:			
0810 Lithographing, engraving, and engrossing.....	150	100	104
0830 Photographing and making photographs and prints (job work).....	50	50	96
08 Total printing and binding, etc.....	200	150	200
10 Furnishing of electricity.....	54,000	46,500	38,706
Rents:			
1113 Rental of animal-drawn vehicles and animals (other than for transportation, 0604; private property).....	800	500	530
1115 Rent of miscellaneous equipment (Government property).....			15
11 Total rents.....	800	500	545
Repairs and alterations:			
1200 Buildings (and care).....	45,763	34,294	41,119
1210 Excavations, embankments, and surfacings (care of roads, ditches, etc.).....	25,000	13,000	23,945
1220 Mines, quarries, borings, reservoirs, wells, cisterns, and sewers.....	5,000	1,500	2,484
1250 Ornamental and commemorative structures, fences, trellises, etc.....			130
1260 Nonstructural improvements (care of grounds).....	22,000	20,000	23,484
1280 Machinery and equipment.....	5,000	5,000	11,830
1290 Special and miscellaneous repairs and alterations (care of conduits).....	25,000	25,000	29,234
1293 Repairs to ships' equipage.....			12
12 Total repairs and alterations.....	127,763	98,794	132,238
Special and miscellaneous current expenses:			
1360 Operation and maintenance and water rental charges.....	115,000	115,000	115,110
1373 Laundry and towel service.....	7	6	6
1380 Special and miscellaneous expenses not elsewhere classified.....	1,000	1,000	1,229
13 Total special and miscellaneous current expenses.....	116,007	116,006	116,345

Washington Aqueduct, District of Columbia—Continued.

By objects	Obligations		
	Estimate, 1935	Estimate, 1934	Actual, 1933
OTHER OBLIGATIONS—continued			
Equipment (includes live-stock):			
3002 Motor vehicles.....	\$750	\$750	\$599
3011 Chairs, beds, and other supports for the body.....	50	50	50
3017 Office machines and devices.....	50	50	477
3019 Sundry items.....	50	50	38
3021 Educational equipment.....	10	10	9
3022 Scientific equipment.....	2,000	1,000	2,113
3051 Heat, light, power, water, refrigeration, and electrical equipment (other than telephone and telegraph).....	25,000	20,000	23,935
3052 Production and construction equipment.....	500	500	581
3053 Transporting and conveying telephonic and telegraphic equipment (other than passenger-carrying vehicles).....	2,000	2,500	2,055
3054 Fire preventing and fire fighting equipment.....		50	
3057 Cleaning, sanitation, renovating, and polishing equipment (exclusive of plumbing, tools, 3052).....	50	50	51
3059 Special and miscellaneous equipment.....	50	50	95
30 Total equipment.....	30,510	25,060	30,003
Total other obligations.....	408,500	358,500	385,466
Grand total obligations.....	420,624	400,000	429,098
Estimated savings and unobligated balances.....			33,352
Total estimate or appropriation.....	420,624	400,000	462,450
BY ACTIVITIES			
1. Office administration.....	44,000	44,000	47,784
2. Collecting system.....	65,000	45,000	62,230
3. Purification system.....	266,000	236,000	237,613
4. Distribution system.....	75,000	75,000	81,471
Savings, compensation deductions.....	-29,376		33,352
Total.....	420,624	400,000	462,450

Nothing herein shall be construed as affecting the superintendence and control of the Secretary of War over the Washington Aqueduct, its rights, appurtenances, and fixtures connected with the same and over appropriations and expenditures therefor as now provided by law (*act June 16, 1933, 48 Stat., p. 250*).

WATER DEPARTMENT

Water Department, District of Columbia—

For revenue and inspection and distribution branches: For personal services, **[\$150,000]** \$158,823 (*R. S., pt. 2, p. 22, secs. 193-198; acts June 10, 1879, 21 Stat., p. 9, sec. 2; June 16, 1933, 48 Stat., p. 250*).

Est. 1935, \$158,823

App. 1934, \$150,000

By objects	Obligations					
	Estimate, 1935		Estimate, 1934		Actual, 1933	
	Position	Average	Position	Average	Position	Average
PERSONAL SERVICES, DEPARTMENTAL						
Professional service:						
Grade 6. Chief engineer.....	1	\$5,800	1	\$5,800	1	\$5,800
Grade 5. Senior engineer.....	1	4,800	1	4,800	1	4,800
Grade 4. Engineer.....	1	4,000	1	4,000	1	4,000
Grade 3. Associate engineer.....	5	3,220	5	3,200	5	3,220
Grade 2. Assistant engineer.....	2	2,750	2	2,750	2	2,750
Subprofessional service:						
Grade 8. Chief engineering field aid.....	2	2,800	2	2,800	2	2,800
Grade 6. Senior engineering field aid.....	3	2,133	3	2,133	3	2,133
Senior engineering draftsman.....	2	2,100	2	2,100	2	2,100
Grade 5. Engineering draftsman.....	4	1,875	4	1,875	4	1,875
Engineering aid.....	1	1,920	1	1,920	1	1,920
Grade 4. Assistant engineering field aid.....	1	1,680	1	1,680	1	1,680
Grade 2. Apprentice engineering field aid.....	3	1,300	3	1,300	3	1,300
Clerical, administrative, and fiscal service:						
Grade 9. Senior administrative assistant.....	1	3,500	1	3,500	1	3,500
Grade 7. Junior administrative assistant.....	2	2,750	2	2,750	2	2,750
Grade 6. Principal clerk.....	1	2,500	1	2,500	1	2,500
Grade 5. Senior clerk.....	1	2,100	1	2,100	2	2,050
Grade 4. Clerk.....	8	1,905	8	1,905	8	1,907
Clerk-stenographer.....	1	1,920	1	1,920	1	1,920
Grade 3. Assistant clerk.....	17	1,698	17	1,708	17	1,710
Assistant clerk-stenographer.....	1	1,980	1	1,980	1	1,980
Grade 2. Junior clerk.....	21	1,537	21	1,537	23	1,435
Grade 1. Under operator, office devices.....	3	1,440	3	1,440	3	1,440

Water Department, District of Columbia—Continued

By objects	Obligations					
	Estimate, 1935		Estimate, 1934		Actual, 1933	
	Posi- tions	Av. salary	Posi- tions	Av. salary	Posi- tions	Av. salary
PERSONAL SERVICES, DEPARTMENTAL—CON.						
Custodial service:						
Grade 9. Assistant mechanical superin-	1	\$2,300	1	\$2,300	1	\$2,300
tendent.....						
Grade 6. Mechanic.....	1	1,860	1	1,860	1	1,860
Grade 4. Assistant foreman of laborers...	1	1,500	1	1,500	1	1,500
Grade 3. Messenger.....	3	1,280	3	1,280	3	1,280
Senior laborer.....	1	1,380	1	1,380	1	1,380
Total permanent, departmental.....	89	176,470	89	176,660	92	179,430
Deduct lapses.....				750		2,997
		176,470		175,910		176,433
Deduct legislative reductions.....		17,647		26,387		17,681
01 Personal services (net).....		158,823		149,523		158,752
Estimated savings and unobligated balances				477		29,128
Total estimate or appropriation.....		158,823		150,000		187,880

For maintenance of the water department distribution system, including pumping stations and machinery, water mains, valves, fire and public hydrants, and all buildings and accessories, and motor [trucks] vehicles, and the replacement by purchase and/or exchange of the following motor-propelled vehicles: [Three seven-hundred-and-fifty-pound trucks not to exceed \$550 each, one one-and-one-half-ton truck not to exceed \$700, one three-ton truck not to exceed \$1,600, and one five-ton truck not to exceed \$2,000;] one one-and-one-half ton special truck not to exceed \$2,500, and one four-ton truck not to exceed \$3,000; purchase of fuel, oils, waste, and other materials, and the employment of all labor necessary for the proper execution of this work; and for contingent expenses, including books, blanks, stationery, printing and binding not to exceed [\$2,000,] \$2,500; postage, purchase of technical reference books and periodicals [.] not to exceed \$275, and other necessary items, \$7,500; in all for maintenance, [\$265,000] \$323,950, of which not exceeding \$5,000 shall be available for operation of pumps at Bryant Street pumping station upon interruption of service from Dalecarlia pumping station (*R.S., pt. 2, p. 22, secs. 193-198; acts June 10, 1879, 21 Stat., p. 9, sec. 2; June 16, 1933, 48 Stat., pp. 250-251*).

Est. 1935, \$323,950

App. 1934, \$265,000

By objects	Obligations		
	Estimate, 1935	Estimate, 1934	Actual, 1933
Contingent expenses allotment:			
Printing and binding allotment.....	\$2,500	\$2,000	\$1,978
Estimated savings and unobligated balance.....			22
Total estimate or allotment.....	2,500	2,000	2,000
Books of reference allotment.....	275	275	73
Estimated savings and unobligated balance.....			2
Total estimate or allotment.....	275	275	75
Contingent expense miscellaneous allotment:			
Postage.....	2,500	2,500	3,583
Allotment to assessor.....	275	275	275
Supplies and equipment.....	1,950	2,450	1,020
Net total obligation.....	4,725	5,225	4,878
Estimated savings and unobligated balance.....			547
Total estimate or allotment.....	4,725	5,225	5,425
Grand total obligations.....	7,500	7,500	6,929
Estimated saving and obligated balance.....			571
Total estimate or allotment.....	7,500	7,500	7,500
Water waste survey allotment:			
Personal services:			
Professional service:			
Grade 2. Assistant engineer.....			1 2,600

Water Department, District of Columbia—Continued

By objects	Obligations					
	Estimate, 1935		Estimate, 1934		Actual, 1933	
	Posi- tions	Av. salary	Posi- tions	Av. salary	Posi- tions	Av. salary
Water waste survey allotment—Contd.						
Personal services—Continued						
Subprofessional service:						
Grade 4. Assistant engineer field aid.....					2	\$1,620
Grade 3. Junior engineering field aid.....					1	1,440
Grade 2. Apprentice engineering field aid.....					1	1,260
Clerical, administrative, and fiscal service:						
Grade 2. Junior clerk.....					1	1,440
Total permanent.....					6	9,980
Temporary employees, per diem.....						17,026
Total personal services.....						27,006
Deduct legislative furloughs.....						3,112
01 Personal services (net).....						23,894
Miscellaneous supplies.....						2,696
Grand total obligations.....						26,590
Estimated savings and unobligated balance.....						3,410
Total estimate or allotment.....						30,000
Motor vehicle allotment.....		\$5,500		\$5,950		10,329
Unobligated balance.....						6,071
Total estimate or allotment.....		5,500		5,950		16,400
Emergency operation of pump allotment.....		5,000		5,000		
Unobligated balance.....						5,000
Total estimate or allotment.....		5,000		5,000		5,000
Maintenance, general expense allotment:						
Personal services, per diem:	Number		Number		Number	
Senior mechanic, \$7.84.....	3		3		2	
Mechanic, \$6.64-\$7.60.....	26		26		25	
Junior mechanic, \$5.92-\$6.64.....	16		16		13	
Minor mechanic, \$5.28-\$5.92.....	27		27		24	
Heavy truck driver, \$4.72-\$5.36.....	15		15		15	
Labor subforeman, \$5.20-\$5.84.....	1		1		1	
Sub mechanic, \$4.64-\$5.28.....	45		45		44	
Skilled laborer, \$4.24-\$4.88.....	35		35		33	
Light truck driver, \$4.08-\$4.72.....	3		3		3	
Passenger-car driver, \$3.76-\$4.40.....	3		3		3	
Laborer, \$3.60-\$4.24.....	44		44		40	
Total per diem employees.....	218	\$270,500	218	\$265,000	203	\$315,424
Deduct legislative reductions.....		27,050		35,000		30,424
Personal services (net).....		243,450		230,000		285,000
Motor vehicles, maintenance and repair		3,000		3,000		3,083
Coal.....		17,000		17,000		17,558
Gasoline.....		4,000		4,000		4,546
Repaying.....		10,000		13,000		19,790
Oils and greases.....		500		500		517
Electric power.....		20,000		16,000		16,011
Lumber.....		1,100		1,000		1,506
Steel, tool.....		500		500		710
Copper, ingot.....		500		500		919
Metal, sheet.....		500		500		807
Car tokens.....		350		345		345
Castings, iron.....		550		500		686
Elevator repairs.....		100		100		1,066
Miscellaneous supplies.....		4,405		5,315		25,574
Total other obligations.....		62,500		62,360		93,118
Grand total obligations, general expense allotment.....		305,950		292,360		378,118
Deduct repayments account deposit work.....						—99,551
Net total obligations.....		305,950		292,360		278,567
Estimated savings and unobligated balance.....						34,604
Total general expense allotment.....		305,950		292,360		313,171
Grand total obligations.....		323,950		310,810		421,966
Deduct repayment account deposit work.....						99,551
Net total obligations.....		323,950		310,810		322,415
Deduct amount allotted from surplus water revenues.....				—45,810		
Estimated savings and unobligated balance.....						43,585
Total estimate or appropriation.....		323,950		265,000		366,000

For extension of the water department distribution system, laying of such service mains as may be necessary under the assessment system, [\$142,000] \$213,750 (*same acts*).

Est. 1935, \$213,750

App. 1934, \$142,000

Water Department, District of Columbia—Continued

By objects	Obligations		
	Estimate, 1935	Estimate, 1934	Actual, 1933
PERSONAL SERVICES			
Services, per diem ¹ :	Number	Number	Number
Mechanic, \$6.64-\$7.60.....	4	4	4
Minor mechanic, \$5.28-\$5.92.....	4	4	4
Submechanic, \$4.64-\$5.28.....	15	15	15
Labor foreman, \$6.00-\$6.64.....	5	5	5
Labor subforeman, \$5.20-\$5.84.....	6	6	6
Skilled laborer, \$4.24-\$4.88.....	52	52	52
Laborer, \$3.60-\$4.24.....	291	291	291
Watchman, \$3.12-\$3.76.....	41	41	41
Junior laborer, \$2-\$2.64.....	6	6	6
Total number of employees.....	424	424	424
Labor, temporary per diem employees.....	\$112,500	\$138,000	\$118,801
Deduct legislative reduction.....	11,250	20,500	12,884
01 Personal services (net).....	101,250	117,500	105,917
OTHER OBLIGATIONS			
Pipe, cast iron.....	50,000	50,000	62,432
Special castings, cast iron.....	5,000	5,000	7,480
Valves and casings.....	12,000	12,000	17,614
Repaving.....	20,000	20,000	31,776
Lead, pig.....	5,000	5,000	6,371
Lumber.....	2,000	2,000	2,770
Sand, cement, and gravel.....	1,500	1,500	1,965
Kerosene.....	500	500	906
Miscellaneous supplies.....	16,500	21,500	23,127
Total other obligations.....	112,500	117,500	154,441
Grand total, obligations.....	213,750	235,000	260,358
Deduct amount allotted from surplus water revenues.....		93,000	
Estimated savings and unobligated balances.....			14,642
Total estimate or appropriation.....	213,750	142,000	275,000

¹ Seasonal employees.

For installing and repairing water meters on services to private residences and business places as may not be required to install meters under existing regulations, as may be directed by the Commissioners; said meters at all times to remain the property of the District of Columbia, **[\$10,000]** \$85,500 (*R.S.*, pt. 2, p. 22, secs. 193-198; *acts June 10, 1879, 21 Stat.*, p. 9, sec. 2; *June 16, 1933, 48 Stat.*, p. 251).

Est. 1935, \$85,500

App. 1934, \$10,000

By objects	Obligations		
	Estimate, 1935	Estimate, 1934	Actual, 1933
PERSONAL SERVICES			
Services, per diem:	Number	Number	Number
Senior mechanic, \$7.84.....	1	1	1
Mechanic, \$6.64-\$7.60.....	3	3	3
Junior mechanic, \$5.92-\$6.64.....	7	7	7
Minor mechanic, \$5.28-\$5.92.....	5	5	5
Submechanic, \$4.64-\$5.28.....	4	4	4
Skilled laborer, \$4.24-\$4.88.....	21	21	21
Total number of employees.....	41	41	41
Labor, temporary per diem employees.....	\$70,000	\$70,500	\$70,746
Deduct legislative reduction.....	7,000	10,500	7,658
01 Personal services (net).....	63,000	60,000	63,088
OTHER OBLIGATIONS			
Water meters.....	10,000	10,000	44,719
Water meter repair parts.....	9,000	9,000	8,449
Repaving.....	1,500	1,500	1,854
Miscellaneous supplies.....	2,000	2,040	2,785
Total other obligations.....	22,500	22,540	57,807
Grand total obligations.....	85,500	82,540	120,896
Deduct amount allotted from surplus water revenues.....		-72,540	
Estimated savings and unobligated balances.....			9,104
Total estimate or appropriation.....	85,500	10,000	130,000

For installing fire and public hydrants, **[\$10,000]** \$18,800 (*same acts*).

Est. 1935, \$18,800

App. 1934, \$10,000

By objects	Obligations		
	Estimate, 1935	Estimate, 1934	Actual, 1933
PERSONAL SERVICES			
Services, per diem:			
Laborer subforeman, \$5.20-\$5.84.....	1	1	1
Submechanic, \$4.64-\$5.28.....	1	1	1
Skilled laborer, \$4.34-\$4.88.....	6	6	6
Total number of employees.....	8	8	8
Labor, temporary per diem employees.....	\$12,000	\$12,200	\$11,399
Deduct legislative reductions.....	1,200	1,800	1,155
01 Personal services (net).....	10,800	10,400	10,244
OTHER OBLIGATIONS			
Fire hydrants.....	5,000	6,000	7,716
Pipe, cast iron.....	400	500	226
Pipe, brass.....	200	300	235
Repaving.....	1,000	1,500	1,735
Miscellaneous supplies.....	1,400	1,975	2,460
Total other obligations.....	8,000	10,275	12,372
Grand total, obligations.....	18,800	20,675	22,616
Deduct amount allotted from surplus water revenues.....		10,675	
Estimated savings and unobligated balances.....			2,384
Total estimate or appropriation.....	18,800	10,000	25,000

For replacement of old mains and divide valves in various locations, on account of inadequate size and bad condition of pipe on account of age, and laying mains in advance of pavements, **[\$50,000]** \$117,900, to be immediately available (*same acts*).

Est. 1935, \$117,900

App. 1934, \$50,000

By objects	Obligations		
	Estimate, 1935	Estimate, 1934	Actual, 1933
PERSONAL SERVICES			
Services, per diem:	Number	Number	Number
Mechanic, \$6.64-\$7.60.....	3	3	3
Minor mechanic, \$5.28-\$5.92.....	4	4	4
Submechanic, \$4.64-\$5.28.....	15	15	15
Skilled laborer, \$4.24-\$4.88.....	33	33	33
Laborer, \$3.60-\$4.24.....	200	200	200
Watchman, \$3.12-\$3.76.....	20	20	20
Junior laborer, \$2.00-\$2.64.....	4	4	4
Total number of employees.....	279	279	279
Labor, temporary per diem employees.....	\$81,000	\$81,000	\$98,131
Deduct legislative reduction.....	8,100	12,000	10,499
01 Personal services (net).....	72,900	69,000	87,632
OTHER OBLIGATIONS			
Pipe, cast-iron.....	25,000	25,000	31,658
Castings, cast-iron.....	1,000	2,500	792
Repaving.....	5,000	4,000	5,388
Couplings, steel.....			392
Lead, pig.....	1,500	1,000	805
Valves.....	2,000	2,500	1,845
Miscellaneous supplies.....	10,500	10,250	10,655
Total other obligations.....	45,000	45,250	51,535
Grand total obligations.....	117,900	114,250	139,167
Deduct amount allotted from surplus water revenues.....		64,250	
Estimated savings and unobligated balance.....			10,833
Total estimate or appropriation.....	117,900	50,000	150,000

¹ Seasonal employees.

For eight thousand two hundred feet of twenty-inch water main in Nichols Avenue Southeast, from First Street to Blue Plains, \$59,000 (*submitted*).

Est. 1935, \$59,000

By objects	Obligations		
	Estimate, 1935	Estimate, 1934	Actual, 1933
Contract, labor and material.....	\$53,100		
Miscellaneous expenses.....	5,900		
Total estimate.....	59,000		

For three thousand feet of thirty-inch water main from the thirty-inch main in Pennsylvania Avenue Southeast to Eighteenth Street and Minnesota Avenue Southeast, \$42,000 (submitted).

Est. 1935, \$42,000

By objects	Obligations		
	Estimate, 1935	Estimate, 1934	Actual, 1933
Contract, labor and material.....	\$37, 800		
Miscellaneous expenses.....	4, 200		
Total estimate.....	42, 000		

For seven thousand five hundred feet of sixteen-inch water main in Rock Creek Church Road Northwest from Upshur Street to Harewood Road and south in Harewood Road to Michigan Avenue, \$46,000 (submitted).

Est. 1935, \$46,000

By objects	Obligations		
	Estimate, 1935	Estimate, 1934	Actual, 1933
Contract, labor and material.....	\$41, 400		
Miscellaneous expenses.....	4, 600		
Total estimate.....	46, 000		

For three thousand one hundred feet of twenty-inch water main from Thirty-third Place and Woodley Road Northwest to Connecticut Avenue in vicinity of Macomb Street Northwest, \$25,000 (submitted).

Est. 1935, \$25,000

By objects	Obligations		
	Estimate, 1935	Estimate, 1934	Actual, 1933
Contract, labor and material.....	\$22, 500		
Miscellaneous expenses.....	2, 500		
Total estimate.....	25, 000		

[For additional extension, improvement, and repair of the water distribution system, including necessary mains, machinery, and equipment, to aid in the relief of unemployment and to be allotted for such projects and purposes and in such amounts as the Director of the Bureau of the Budget may approve (including the allocation of additional sums to any or all of the four immediately preceding items), there is hereby appropriated wholly out of the revenues of the water department such sums (not to exceed in the aggregate \$635,000) as may be deemed surplus in such revenues] (act June 16, 1933, 48 Stat., p. 251).

By objects	Obligations		
	Estimate, 1935	Estimate, 1934	Actual, 1933
Maintenance, distribution system.....		¹ \$45, 810	
Extension, distribution system.....		¹ 93, 000	
Installing and repairing water meters.....		¹ 72, 540	
Installing fire and public hydrants.....		¹ 10, 675	
Replacement of old mains.....		¹ 64, 250	
Pump, Anacostia station.....		² 15, 000	
Water main, Eleventh Street SE.....		² 200, 000	
Total allotment.....		501, 275	
Unallotted balance.....		133, 725	
Total appropriation.....		635, 000	

¹ Schedule of expenditure for these funds included in regular appropriations for these activities.

² Contract, labor and material.

During the fiscal year ending June 30, [1934] 1935, the Commissioners of the District of Columbia are authorized to allow a [discount] reduction of not to exceed [10] 25 per centum [on the amount of any bill for water charges paid within fifteen days after the date of the rendition thereof] in the water charges within the District of Columbia fixed by existing law, and the present metered allowance of 7,500 cubic feet is increased to 10,000 cubic feet during said fiscal year (same act).

Total, Water Service, District of Columbia:

Estimate 1935, **\$1,511,347**

Appropriated 1934, **\$1,027,000**

^a Excludes \$635,000 surplus made available from water revenues.

Total, District of Columbia, excluding permanent and indefinite appropriations:

Estimate 1935, **\$33,391,013.94** Appropriated 1934, **\$30,375,834**

^b Excludes \$2,135,000 surplus made available from gasoline tax fund and water revenues.

PERMANENT AND INDEFINITE APPROPRIATIONS

Refunding Taxes, District of Columbia—

For payment of amounts collected by the District erroneously on account of taxes, fines, fees, and similar charges which are returned to the respective parties who may have erroneously paid the same (chargeable to the revenues of the District of Columbia) (act June 11, 1878, 20 Stat., pp. 102-108, secs. 3, 4).

Estimate 1935, **\$50,000**

Appropriated 1934, **\$35,000**

53 Refunds: Obligations—1935, \$50,000; 1934, \$35,000; 1933, \$52,310.

Extension, etc., of Streets and Avenues, District of Columbia—

In the various appropriations on account of extension of streets and avenues in the District of Columbia, it has been the practice to make the payment of the amount awarded as damages resulting from condemnation proceedings indefinite, inasmuch as no estimate could be made as to the amount that would be awarded by the jury of condemnation in the several causes (chargeable to the revenues of the District of Columbia) (act Mar. 3, 1899, 30 Stat., p. 1345, sec. 6).

Estimate 1935, **\$50,000**

Appropriated 1934, **\$25,000**

32 Other structures: Obligations—1935, \$50,000; 1934, \$25,000; 1933, \$71,368.

Industrial Home School Fund, District of Columbia—

This fund is derived from collections made on account of farm and greenhouse products by inmates of said school, and is used for miscellaneous expenses of maintenance, and so forth, on account of that institution (act June 11, 1896, 29 Stat., p. 411, sec. 91).

Appropriated 1934, **\$500**

Industrial Home School Fund, District of Columbia: Obligations—1934, \$500; 1933, \$24.

Escheated Estates Relief Fund, District of Columbia—

This fund is derived from proceeds of sale of effects of deceased persons in the District who die leaving no heirs or next of kin, and is expended for the benefit of the poor of the District (act Mar. 3, 1901, 31 Stat., p. 1251, sec. 388).

Appropriated 1934, **\$2,000**

Escheated estates relief fund, District of Columbia: Obligations—1934, \$2,000.

Teachers' Retirement Fund Deductions, District of Columbia—

Indefinite appropriation of the amounts deducted from the basic salaries of teachers of the public schools of the District of Columbia, to be deposited in the Treasury of the United States to the credit of an individual account of the teacher from whose salary the deduction is made. The fund thus created to be held and invested until paid out as provided in the acts of Congress in relation thereto (acts Jan. 15, 1920, 41 Stat., p. 387, secs. 1, 2; June 5, 1920, 41 Stat., p. 852; June 11, 1926, 44 Stat., p. 727).

Estimate 1935, **\$410,000**

Appropriated 1934, **\$420,000**

Teachers retirement fund deductions, District of Columbia: Obligations—1935, \$410,000; 1934, \$420,000; 1933, \$407,723.

Miscellaneous Trust-Fund Deposits, District of Columbia—

This fund is derived from deposits made by property owners, corporations, and others on account of work to be performed by the District in connection with cuts in streets, special sewers, and various engineering projects, the whole cost of which is payable by the depositor; there are also carried in this account several bequests for the benefit of certain charitable and religious institutions, and as a fund to provide awards for prizes for excellence in school work (act Apr. 27, 1904, 33 Stat., p. 368).

Estimate 1935, **\$650,000**

Appropriated 1934, **\$775,000**

Miscellaneous trust-fund deposits, District of Columbia: Obligations—1935, \$650,000; 1934, \$775,000; 1933, \$743,240.

Washington Redemption Fund, District of Columbia—

This fund is derived from the collections on account of payments made by persons redeeming their property which has been previously sold for taxes; payments from this fund are made to

the various holders of certificates representing purchases of such unpaid taxes (*act June 11, 1878, 20 Stat., pp. 102-108, secs. 1-15*).

Estimate 1935, **\$325,000** Appropriated 1934, **\$500,000**

Washington redemption fund, District of Columbia: Obligations—1935, \$325,000; 1934, \$500,000; 1933, \$314,095.

Permit Fund, District of Columbia—

This fund is derived from deposits made by property owners for various improvements, sewers, etc., of which the half cost is paid by said owners (*act Aug. 7, 1894, 28 Stat., p. 247*).

Estimate 1935, **\$25,000** Appropriated 1934, **\$40,000**

Permit fund, District of Columbia: Obligations—1935, \$25,000; 1934, \$40,000; 1933, \$24,257.

Policemen and Firemen's Relief Fund, District of Columbia—

This fund consists of fines imposed upon members of the police and fire departments by way of discipline; rewards, gifts, and emoluments received for extraordinary services; a deduction of 3½ percent of the monthly salary of each member of said departments; donations; net proceeds of sale of unclaimed property; any deficiencies in said fund being paid from the general revenues of the District of Columbia. Payments are made to pensioners under said fund pursuant to law (*acts Feb. 25, 1885, 23 Stat., pp. 316, 317; Sept. 1, 1916, 39 Stat., p. 718, sec. 12; Sept. 8, 1916, 39 Stat., p. 809*).

Estimate 1935, **\$920,000** Appropriated 1934, **\$900,000**

Policemen and firemen's relief fund, District of Columbia: Obligations—1935, \$920,000; 1934, \$900,000; 1933, \$882,841.

Total, permanent and indefinite appropriations, District of Columbia:

Estimate 1935, **\$2,430,000** Appropriated 1934, **\$2,697,500**

Total under District of Columbia:

Estimate 1935, **\$35,821,013.94** Appropriated 1934, **\$33,073,334**

* Excludes \$2,135,000 surplus made available from gasoline tax fund and water revenues.

SEC. 2. That the services of draftsmen, assistant engineers, levelers, transitmen, rodmen, chainmen, computers, copyists, overseers, and inspectors temporarily required in connection with sewer, water, street, street-cleaning, or road work, or construction and repair of buildings and bridges, or any general or special engineering or construction work authorized by appropriations may be employed exclusively to carry into effect said appropriations when specifically and in writing ordered by the Commissioners, and all such necessary expenditures for the proper execution of said work shall be paid from and equitably charged against the sums appropriated for said work; and the Commissioners in their Budget estimates shall report the number of such employees performing such services, and their work, and the sums paid to each, and out of what appropriation: *Provided*, That the expenditures hereunder shall not exceed \$42,000 during the fiscal year [1934] 1935: *Provided further*, That, excluding inspectors in the sewer department and one inspector in the electrical department, no person shall be employed in pursuance of the authority contained in this paragraph for a longer period than nine months in the aggregate during the fiscal year.

The Commissioners, or their duly designated representatives, are further authorized to employ temporarily such laborers, skilled laborers, drivers, hostlers, and mechanics as may be required exclusively in connection with sewer, water, street, and road work, and street cleaning, or the construction and repair of buildings, and bridges, furniture and equipments, and any general or special engineering or construction or repair work, and to incur all necessary engineering and other expenses, exclusive of personal services, incidental to carrying on such work and necessary for the proper execution thereof, said laborers, skilled laborers, drivers, hostlers, and mechanics to be employed to perform such work as may not be required by law to be done under contract, and to pay for such services and expenses from the appropriations under which such services are rendered and expenses incurred.

SEC. 3. That all horses, harness, horse-drawn vehicles necessary for use in connection with construction and supervision of sewer, street, street lighting, road work, and street-cleaning work, including maintenance of said horses and harness, and maintenance and repair of said vehicles, and purchase of all necessary articles and supplies in connection therewith, or on construction and repair of

buildings and bridges, or any general or special engineering or construction work authorized by appropriations, may be purchased, hired, and maintained, and motor trucks may be hired exclusively to carry into effect said appropriations, when specifically and in writing ordered by the Commissioners; and all such expenditures necessary for the proper execution of said work, exclusive of personal services, shall be paid from and equitably charged against the sums appropriated for said work; and the Commissioners in the Budget estimates shall report the number of horses, vehicles, and harness purchased, and horses and vehicles hired, and the sums paid for same, and out of what appropriation; and all horses owned or maintained by the District shall, so far as may be practicable, be provided for in stables owned or operated by said District: *Provided*, That such horses, horse-drawn vehicles, and carts as may be temporarily needed for hauling and excavating material in connection with works authorized by appropriations may be temporarily employed for such purposes under the conditions named in section 2 of this Act in relation to the employment of laborers, skilled laborers, and mechanics.

SEC. 4. That the Commissioners are authorized to employ in the execution of work, the cost of which is payable from the appropriation account created in the District of Columbia Appropriation Act, approved April 27, 1904, and known as the Miscellaneous trust-fund deposits, District of Columbia, necessary personal services, horses, carts, and wagons, and to hire therefor motor trucks when specifically and in writing authorized by the Commissioners, and to incur all necessary expenses incidental to carrying on such work and necessary for the proper execution thereof, including the purchase, exchange, maintenance, and operation of motor vehicles for inspection and transportation purposes, such services and expenses to be paid from said appropriation account: *Provided*, That the Commissioners may delegate to their duly authorized representatives the employment under this section of laborers, mechanics, and artisans.

Any person employed under any of the provisions of this Act who has been employed for ten consecutive months or more shall not be denied the leave of absence with pay for which the law provides.

SEC. 5. That the Commissioners and other responsible officials, in expending appropriations contained in this Act, so far as possible, shall purchase material, supplies, including food supplies and equipment, when needed and funds are available, in accordance with the regulations and schedules of the [General Supply Committee] Procurement Division of the Treasury Department or from the various services of the Government of the United States possessing material, supplies, passenger-carrying and other motor vehicles, and equipment no longer required. Surplus articles purchased from the Government, if the same have not been used, shall be paid for at a reasonable price, not to exceed actual cost, and if the same have been used, at a reasonable price based upon length of usage. The various services of the Government of the United States are authorized to sell such surplus articles to the municipal government under the conditions specified, and the proceeds of such sales shall be covered into the Treasury as miscellaneous receipts: *Provided*, That this section shall not be construed to amend, alter, or repeal the Executive order of December 3, 1918, concerning the transfer of office materials, supplies, and equipment in the District of Columbia falling into disuse because of the cessation of war activities.

SEC. 6. No part of the appropriations contained in this Act shall be used to pay any increase in the salary of any officer or employee of the District of Columbia by reason of the reallocation of the position of such officer or employee to a higher grade after June 30, 1932, by the Personnel Classification Board or the Civil Service Commission, and salaries paid accordingly shall be payment in full.

[SEC. 7. Title II of the Act entitled "An Act to maintain the credit of the United States Government", approved March 20, 1933, to the extent that it provides for the impoundment of appropriations on account of reductions in compensation of officers and employees, shall not operate to require such impoundment under appropriations contained in this Act.]

[SEC. 8. When specifically approved by the Director of the Bureau of the Budget upon recommendation of the Commissioners of the District of Columbia, transfers may be made between subheads of appropriations provided in this Act for the free Public Library, public playgrounds, public schools (except buildings and grounds and repairs to buildings), health department, and public welfare, respectively: *Provided*, That such transfers under this section shall not be made between appropriations for the several municipal services named, and all transfers, whether approved or contemplated, shall be reported to Congress in the estimates of the District of Columbia for the fiscal year 1935] (*act June 16, 1933, 48 Stat., pp. 251-253*).

INDEX

A		Page	Agriculture, Department of—Continued.		Page
Acadia National Park.....		331	Agricultural Economics, Bureau of—Continued.		
Accounts:			Market inspection of farm products.....		164
And Deposits, Commissioner of.....		484	Market news service.....		165
Bureau of, Post Office Department, salaries.....		446	Marketing and distributing farm products.....		162
Supplies and, Navy.....		419	Perishable Agricultural Commodities Act.....		167
Acquisition of lands for protection of watersheds of navigable streams.....		115	Salaries and expenses.....		161
Acting assistant surgeons, Public Health Service, pay of.....		509	Standard Container, Hamper, and Produce Agency		
Addition to cumulative sinking fund.....		488	Acts, enforcement of.....		169
Additional income tax on railroads in Alaska.....		498	Tobacco stocks and standards.....		166
Additional vessels, Coast Guard.....		505	Vehicles, proposed expenditures for purchase, maintenance, etc.....		172
Adjusted losses and contingencies, postal funds, Post Office Department.....		450	Warehouse Act, administration of.....		169
Adjusted service and dependent pay.....		63	Wool Division, salaries and expenses.....		170
Adjusted-service certificate fund.....		63	Wool standards, establishing.....		171
Adjutant General, salaries, Office of.....		528	Agricultural Engineering, Bureau of:		
Admeasurement of vessels.....		213	Administrative expenses, general.....		159
Administration:			Agricultural engineering.....		159
Child Welfare, Division of, District of Columbia.....		639	Salaries and expenses.....		159
Fisheries, Bureau of.....		236	Vehicles, proposed expenditures for purchase, maintenance, etc.....		160
Indian forests.....		268	Animal Industry, Bureau of:		
Indian property and support of Indians.....		271	Administrative expenses, general.....		80
National forests.....		105	Animal husbandry.....		82
Veterans'.....		57	Diseases of animals.....		83
U.S. Warehouse Act.....		169	Eradicating—		
Administrative expenses:			Cattle ticks.....		82
Public Roads, Bureau of.....		153	Dourine.....		84
Compensation to injured employees, District of Columbia.....		611	Hog cholera.....		84
Administrative provisions and limitations, Bureau of Reclamation.....		318	Tuberculosis.....		81
Advances to Colorado River Dam fund.....		322	Eradication of foot-and-mouth and other contagious diseases of animals.....		86
Advertising:			Inspection and quarantine.....		80
General, District of Columbia.....		615	Meat inspection:		
Notices of taxes in arrears, District of Columbia.....		615	Annual appropriation.....		85
Sales, Indian lands.....		267	Permanent appropriation.....		85
Advisory Committee for Aeronautics, National.....		46	Packers and Stockyards Act.....		85
Aerial fire control, Forest Service.....		108	Salaries and expenses.....		79
Aerial Legal Experts, International Technical Committee of.....		471	Vehicles, proposed expenditures for purchase, maintenance of.....		88
Aerology, Weather Bureau.....		79	Biological Survey, Bureau of:		
Aeronautics:			Administrative expenses, general.....		146
Army, Air Corps.....		551	Bear River migratory bird refuge.....		150
Bureau of, Navy Department.....		425	Biological investigations.....		148
Department of Commerce.....		199	Cheyenne Bottoms migratory bird refuge.....		152
National Advisory Committee for.....		46	Control of predatory animals and injurious rodents.....		147
Navy, aviation.....		425	Enforcement of Alaska game laws.....		149
Africa, promoting commerce in.....		205	Food habits of birds and animals.....		146
Aged and Infirm, District of Columbia, Home for.....		648	Maintenance of mammal and bird reservations.....		146
Agencies, Indian, buildings at.....		266	Migratory bird conservation refuge.....		151
Agriculture, Census of.....		212	Production of fur-bearing animals.....		148
Agricultural chemical investigations.....		125	Protection of migratory birds.....		149
Credit corporations:			Salaries and expenses.....		146
Loans to.....		195	Upper Mississippi wild-life refuge.....		150
Revolving fund loans.....		194	Vehicles, proposed expenditures for purchase, maintenance, etc.....		153
Economics, Bureau of.....		161	Buildings, Government Island, Calif.....		186
Engineering, Bureau of.....		159	Chemistry and Soils, Bureau of:		
Exhibits at fairs.....		74	Administrative expenses, general.....		121
Experiment stations.....		70	Agricultural chemical investigations.....		121
Marketing, revolving fund.....		194	Color investigations.....		122
Agriculture and stock raising among Indians.....		270	Fertilizer investigations.....		124
Agriculture, Department of:			Insecticide and fungicide investigations.....		123
Agricultural Economics, Bureau of:			Naval stores investigations.....		124
Administration of United States Warehouse Act.....		169	Plant dust explosions.....		123
Administrative expenses, general.....		161	Salaries and expenses.....		121
Cotton Futures Act and Cotton Standards Act, enforcement of.....		167	Sirup and sugar investigations.....		122
Cotton Standards Act, expenses.....		170	Soil investigations.....		125
Cotton statistics.....		166	Dairy Industry, Bureau of:		
Crop and livestock estimates.....		163	Administrative expenses, general.....		88
Farm management and practice.....		161	Dairy investigations.....		88
Foreign competition and demand.....		164	Salaries and expenses.....		88
Grain Standards Act, enforcement of.....		168	Vehicles, proposed expenditures for purchase, maintenance, etc.....		128

Agriculture, Department of—Continued.

Entomology and Plant Quarantine, Bureau of:	Page
Administrative expenses, general	128
Barberry eradication	138
Bee culture and apiary management	140
Blister rust	134
Cereal and forage insects	136
Certification of exports	143
Citrus-canker eradication	131
Control investigations	142
Cotton insects	139
Date scale	132
Dutch elm disease eradication	136
European corn-borer control	137
Foreign plant quarantine	143
Forest insects	132
Fruit and shade tree insects	129
Gypsy and brown tail moth	133
Household and stored product insects	141
Insects affecting men and animals	141
Insect pest survey and identification	141
Japanese beetle	130
Mediterranean fruit fly	129
Mexican fruit fly	130
Phony-peach disease	131
Pink bollworm control	139
Salaries and expenses	128
Taxonomy and interrelations of insects	141
Thurberia weevil control	140
Transit inspection	142
Truck and garden crop insects	136
Truck crop insects	136
Vehicles, proposed expenditure for purchase, maintenance, etc.	145
Experiment Stations, Office of:	
Insular experiment stations	71
Payments to States and Territories, for agricultural experiment stations	70
Salaries and expenses	71
Vehicles, proposed expenditures for purchase, maintenance, etc.	73
Extension Service, Department of Agriculture:	
Administrative expenses, general	73
Agricultural exhibits at fairs	74
Cooperative agricultural extension work:	
Additional cooperative agricultural work	73
Alaska, extension of benefits of Hatch Act and Smith-Lever Act to	73
Payments to States, Hawaii, and Alaska	73
Permanent specific appropriation	76
State agricultural colleges, extension work between	73
Cooperative farm forestry	75
Farmers' cooperative demonstration work	74
Salaries and expenses	73
Food and Drug Administration:	
Administrative expenses, general	174
Caustic Poison Act, enforcement of	178
Food and Drugs Act, enforcement of	175
Insecticide Act, enforcement of	177
Milk Importation Act, enforcement of	178
Naval Stores Act	177
Salaries and expenses	174
Tea Importation Act, enforcement of	176
Vehicles, proposed expenditures for purchase, maintenance, etc.	179
Forest roads and trails	183
Forest Service:	
Acquisition of lands, watersheds protection	115
Administrative expenses	105
Aerial fire control	108
Classification of lands	108
Construction, Forest products laboratory	113
Cooperative distribution of forest planting stock	115
Cooperative work	118
Emergency construction	110
Fighting forest fires	107
Forest:	
Administration, national	
Economics	114
Fire cooperation	115
Management	111
Products	112
Research	111
Survey	113
Improvement of the national forests	109

Agriculture, Department of—Continued.

Forest Service—Continued.	Page
National Forests Administration	105
National Forest Reservation Commission	117
Payment to school funds, Arizona and New Mexico	118
Payment to States and Territories from national forests fund	118
Permanent appropriations	117
Planting on national forests	109
Range investigations	111
Reconnaissance	109
Refunds to depositors, national forests fund	117
Roads and trails for States, national forests fund	118
Salaries and expenses	105
Vehicles, statement of proposed expenditures for purchase and maintenance, etc.	117
Government Island, Calif., buildings	186
Grain Futures Act, enforcement of the	174
Home Economics, Bureau of:	
Administrative expenses	173
Home economics investigations	173
Information, Office of:	
Printing and binding	69
Salaries and expenses	68
Interchange of appropriations, Department of Agriculture	180
Library, Department of Agriculture, salaries and expenses	70
Livestock production, experiments, and demonstrations in	180
Loans to agricultural credit corporations, revolving fund	194
Passenger-carrying vehicles	180
Plant Industry, Bureau of:	
Administrative expenses, general	90
Arlington Farm	91
Botany	91
Cereal crops and diseases	91
Cotton production and diseases	92
Drug and related plants	93
Dry-land agriculture	93
Forage crops and diseases	94
Foreign plant introduction	95
Forest pathology	96
Fruit and vegetable crops and diseases	96
Gardens and grounds	94
Genetics and biophysics	97
Horticultural crops and diseases	96
Mycology and disease survey	98
National Arboretum	98
Nematology	99
Plant nutrition	99
Rubber, fiber, and other tropical plants	99
Salaries and expenses	90
Seed investigations	100
Sugar-plant investigations	100
Tobacco investigations	101
Vehicles, proposed expenditures for purchase, maintenance, etc.	103
Western irrigation agriculture	101
Public Roads, Bureau of:	
Administrative expenses	153
Cooperative construction of rural post roads	153
Federal aid highway system, advances to States, emergency construction	153
Flood relief:	
Alabama	158
Florida	158
Georgia and South Carolina	157
Mount Vernon Memorial Highway	158
Public-lands highways, emergency construction	157
Roads on unreserved public lands	157
Vehicles, proposed expenditures for purchase, maintenance, etc.	157
Secretary of Agriculture, Office of:	
Mechanical shops and power plant, compensation	66
Miscellaneous expenses, Department of Agriculture	67
Rent of buildings	68
Salaries	65
Vehicles, proposed expenditures for purchase, maintenance, etc.	68
Seed-grain loans, collection of 1931 and prior	181
Soil-erosion investigations	181
Vehicles, proposed expenditures for purchase, maintenance, etc.	180

Agriculture, Department of—Continued.		Page	Appropriations:		Page
Weather Bureau:			Comparative statement of		A99
Administrative expenses, general	77		Contemplated transfers of		A136
Aerology	79		Permanent list of		A76
General weather service and research	77		Receipts and expenditures:		
Horticultural protection	78		Estimates of		A7
Meteorological Committee, International, secretariat of	77		Estimates of, summary by organization units		A19
Work for other departments	180		By organization units, compared with prior years		A8
Agriculture, International Institute of, at Rome, Italy	471		Recommended and made		A99
Air Corps, Army	551		Transfers of		A136
Aircraft in commerce	199		Appropriations and estimates:		
Air Mail Service, contract	456		By organization units, chart 1		A3
Air-navigation facilities, Department of Commerce	200		By Government functions, chart 2		A3
Alaska:			Aqueduct, Washington, D.C.		655
Annette Islands Reserve, fund from leases	317		Arbitration, Bureau of Interparliamentary Union for Promotion of International		471
Boundary between Canada and	473		Arbitration boards, Board of Mediation		24
Care and custody of insane of	356		Arboretum, National		98
Construction and operation of railroads	357		Architect of the Capitol, Office of, salaries		6
Contingent expenses	355		Architect, Supervising, Office of, salaries		524
Education of natives of	300		Arkansas, flood relief		106
Game law, enforcement of	149		Arlington Farm, Bureau of Plant Industry		91
Legislative expenses	355		Arlington Memorial Bridge Commission		23
Medical relief in	304		Arming, equipping, and training, National Guard		565
Mineral resources of, Geological Survey	327		Armor, armament, and ammunition, increase of the Navy		433
Mining investigations, Bureau of Mines	246		Armory drill pay		567
Payment to, for agricultural experiment station	70		Arms, uniforms, equipment, etc., field service, National Guard		567
Protecting seal and salmon fisheries of	240		Army:		
Public schools, Alaska fund	359		Air Corps		551
Public survey work, expenses	262		Chemical Warfare Service		559
Railroad fund	357		Contingencies		532
Railroads, additional income tax on	498		Horses, draft and pack animals		544
Redistribution, funds for indigent	486		Engineer Service		556
Reindeer for	356		Incidental expenses		539
Roads, bridges, and trails	356		Medical Museum		556
Salaries of judges, marshals, attorneys, and clerks	376		Mileage		536
Salary of Governor	355		Pay, etc.		535
Star Route Service	454		Pay of deposit fund		573
Suppressing traffic in intoxicating liquors	356		Pensions		62
Alaska-Washington Military Cable and Telegraph System, extension, etc., of	576		Regular supplies		537
Albuquerque, N. Mex., Indian boarding school	290		Signal Service		550
Alien Property Custodian	23		Subsistence		537
Allowance or drawback:			Transportation of, and its supplies		540
Customs	492		War College		533
Industrial alcohol	500		Welfare, enlisted men		534
Internal revenue	497		Arrears in taxes, advertising notices of, District of Columbia		615
Allowances:			Arsenals, repairs of, War Department		557
For clerks at consulates	468		Art, National Gallery of		53
For quarters, Foreign Commerce Service	211		Articles produced in United States to be purchased by Secretary of the Navy		433
To widows or heirs of Foreign Service officers who die abroad	466		Assay offices:		
Alterations to naval vessels, major	432		Freight on bullion and coin		518
Ambassadors and ministers, salaries of	465		Salaries, wages, and contingent expenses		519
American:			Assessment and permit work, District of Columbia		617
Battle Monuments Commission, expenses	23		Assessments upon Federal home loan banks		33
Convicts, expenses of prisons for	476		Assessor, salaries office of, District of Columbia		607
Ethnology, Smithsonian Institute	52		Assistant attorneys, special, United States courts, pay of		380
Group of Interparliamentary Union, quota	471		Assistant postmasters, compensation to		451
International Institute for Protection of Childhood	471		Assistants to district attorneys, pay of		380
National Red Cross Building	520		Astrographic equipment and appurtenances, Naval Observatory		442
Printing House for the Blind	525		Astrophysical Observatory, Smithsonian Institution		52
Republics, International Union of	471		Atlanta, Ga., United States penitentiary		384
American seamen:			Atlantic coast, field expenses, Coast and Geodetic Survey		230
Pay of consular officers for services to	478		Attorney General, office of		369
Relief and protection of	470		Attorneys:		
Shipwrecked, rescuing	471		District, United States courts, salaries, expenses, etc.		379
Wages and effects of, Department of Commerce	214		Probate, for Five Civilized Tribes		267
American vessels and seamen, pay of consular agents for services to	478		Auditor, salaries office of, District of Columbia		607
Americanization work, District of Columbia	625		Authorization for attending health and educational meetings, Indian Service		266
Ammunition:			Automotive engines, investigation of, Bureau of Standards		225
Increase of the Navy	433		Aviation, Bureau of Aeronautics, Navy		425
Ordnance stores, Army	557		Aviation, Navy		425
Vessels of the Navy	418				
Anacostia River, D.C., reclamation of flats	652				
Animal husbandry, Bureau of Animal Industry	82				
Animal Industry, Bureau of, Department of Agriculture	80				
Animals:					
Diseases of	83				
Predatory and injurious rodents, control of	147				
Antitrust laws, enforcement of	373				
Apiary management and bee culture	140				
Appointments, Division of, Treasury Department, salaries	489				
Apprehension of deserters, etc., War Department	536				

B

Bailiffs:		
District of Columbia courts, pay of		637
United States courts, pay of		381
Balances due foreign countries, Post Office Department		456
Balances, expenditures and receipts, summary of		A7
Barberry eradication		138
Barracks and quarters, Army		546

	Page		Page
Bartholdi Fountain, relocation	7	Buildings, workhouse, and reformatory, District of Columbia	642
Baskets, standard, act to fix, enforcement of	169	Bullion and coin, transportation of, mints and assay offices	518
Bathing pools, salaries and expenses, District of Columbia	622	Bureau of—	
Bear River migratory bird refuge	150	Accounts, Post Office Department	373
Bee culture and apiary management	140	Aeronautics, Navy	425
Benning bridge over Anacostia River, D.C.	617	Agricultural Economics	161
Biologic products, control of, Public Health Service	516	Agricultural Engineering	159
Biological investigations	148	Animal Industry	79
Biological Survey, Bureau of	146	Biological Survey	146
Bird Conservation Act	149	Budget, the	493
Birds:		Census	211
Food habits of	146	Chemistry and Soils	121
Mammal and, reservations	146	Construction and Repair, Navy	417
Migratory, refuges	151	Dairy Industry	88
Protection of migratory	149	Efficiency	25
Bismarck, N.Dak., Indian boarding school	292	Engineering, Navy	416
Bison range, Montana	146	Engraving and Printing	505
Bitter Root project, Montana, Bureau of Reclamation	318	Entomology and Plant Quarantine	128
Black bass law, enforcement of	241	Fisheries	236
Blackfeet Reservation, Mont., irrigation systems	278	Foreign and Domestic Commerce	202
Blind:		Home Economics	173
National library for	650	Indian Affairs	264
To promote the education of the	625	Industrial Alcohol	498
Blind children, District of Columbia, instruction of	625	Insular Affairs	530
Blister rust, Bureau of Plant Quarantine	134	Internal Revenue	495
Board of Mediation:		Interparliamentary Union for Promotion of International Arbitration	471
Arbitration boards, salaries and expenses	24	Labor statistics	395
Emergency boards	24	Lighthouses	227
Printing and binding	24	Medicine and Surgery, Navy	422
Salaries and expenses	24	Mines	243
Board of Tax Appeals:		Mint	518
Printing and binding	25	Narcotics	500
Salaries and expenses	24	Navigation and Steamboat Inspection, Commerce	213
Board:		Navigation, Navy	411
Central Statistical	26	Ordnance, Navy	418
Federal Home Loan Bank	33	Permanent Court of Arbitration, International	471
Federal Oil Conservation	34	Plant Industry	90
Federal Reserve	37	Prisons	374
Federal, for Vocational Education	351	Prohibition	371
Public Welfare, District of Columbia	639	Publication of Customs Tariffs, International	471
United States Geographic	56	Public Health Service	508
United States Shipping	252	Public Roads	153
Boise project, Idaho, Bureau of Reclamation	318	Reclamation	318
Bonds, redemption of, etc.; by foreign governments, by cash repayment of principal	489	Standards	214
Bookkeeping and Warrants, Division of, Treasury Department	485	Supplies and Accounts, Navy	419
Books and periodicals:		The Budget	493
Court of Customs and Patent Appeals	376	Weather	77
United States Customs Court	376	Weights and Measures, International	471
Books:		Women's	402
Department of Justice	370	Yards and Docks, Navy	424
For judicial officers	382	Burial of indigent soldiers, District of Columbia	651
Gallinger Municipal Hospital, District of Columbia	646		
Patent Office	242		
Public Health Service	511		
Botanic Garden	11		
Botany, Bureau of Plant Industry	91		
Boulder Canyon project, Bureau of Reclamation	322		
Boundary Commission:			
International, United States and Canada and Alaska and Canada	473		
International, United States and Mexico	472		
Boundary, etc., surveys, Coast and Geodetic Survey	232		
Boys, National Training School for	643		
Branch hydrographic offices	442		
Bridges:			
Alaska, repair and maintenance	359		
District of Columbia	617		
Rock Island, Ill.	557		
Bringing home persons charged with crime	476		
Bryce Canyon National Park	332		
Budget, Bureau of the, salaries and expenses	493		
Building Inspection Division, salaries, District of Columbia	606		
Buildings:			
Government Island, Calif.	186		
Indian agency	266		
Indian school	285		
Buildings and equipment, United States penitentiary, Atlanta, Ga.	384		
Buildings and grounds:			
Pittsburgh, Pa., Bureau of Mines	248		
Public schools, District of Columbia	628		
United States penitentiary, Leavenworth, Kans.	383		
United States penitentiary, McNeil Island, Wash.	385		

	Page		Page
Care—Continued.		Civilian employees, Coast Guard	503
Buildings and grounds, public schools, District of Columbia	629	Civilian instruction, rifle ranges for	572
District Building, District of Columbia, salaries	606	Civil-service retirement and disability:	
Lepers, Island of Guam	410	Appropriated fund	611
Of the dead, Bureau of Medicine and Surgery, Navy Department	423	Trust fund	63
Car-fare and bicycle allowance, Postal Service	453	District of Columbia fund	611
Carlsbad Caverns National Park, N.Mex	333	Civil Service Commission:	
Carson City, Nev., Indian boarding school	290	Salaries and expenses	26
Carter Seminary, Okla., Indian boarding school	294	Printing and binding	28
Catalog of Scientific Literature, International	52	Claims:	
Cattle ticks, eradicating, Bureau of Animal Industry	82	Against the United States, defending suits in	371
Caustic Poison Act, enforcement of	178	Austrian and Hungarian Nationals against the United States	480
Cavalry School, Fort Riley, Kans	560	Commission, United States and Germany	474
Cemeterial expenses, War Department	573	Commission, United States and Mexico	477
Census Bureau, salaries and expenses	211	Court of, salaries and expenses	377
Central Dispensary and Emergency Hospital, District of Columbia	643	Damage, personal or property, Post Office Department	450
Central heating plant, Washington, D.C.	26	Damages to and loss of private property, War Department	536
Central Statistical Board	26	German nationals against the United States	474
Century of Progress Exposition, Chicago World's Fair	26	Of officers and men of the Army for destruction of private property	536
Cereal and forage insects	136	Of officers, enlisted men, and nurses of the Army for destruction of private property	536
Cereal crops and diseases	91	Clark, George Rogers, Sesquicentennial Commission	259
Chaplain of the Senate	1	Classification of estimates and expenditures by governmental functions	A1
Character and objects of expenditures, summary	A96	Classification of lands, Forest Service	108
Chargés d'affaires ad interim, salaries	466	Clay products, investigation of, Bureau of Standards	219
Charts:		Clerical assistance:	
Appropriations by Government functions, estimates of	A3	House of Representatives	3
Appropriations by organization units, estimates of	A3	Senate	2
Expenditures by organization units, estimated	A3	Clerks:	
Receipts by sources of revenue, estimated	A3	At consulates, allowance for	468
Chemawa, Salem, Oreg., Indian boarding school	296	At embassies and legations	465
Chemical investigations, agricultural, Bureau of Chemistry and Soils	121	Contract stations, Post Office Department	452
Chemical Warfare Service	559	First- and second-class post offices	452
Chemistry and Soils, Bureau of, Department of Agriculture	121	Foreign Service, Department of State, salaries of	468
Cheyenne Bottoms migratory bird refuge	152	Third-class post offices	452
Chicago World's Fair Centennial Celebration Commission	26	United States courts, salaries and expenses	380
Chief clerk, engineer department, District of Columbia, office of	609	Clothing:	
Chief clerk and superintendent, Treasury Department	481	And equipage, Army	538
Chief inspector, Post Office Department, salaries, office of	450	For enlisted men, Marine Corps	430
Chief of—		Subsistence, heat, light, transportation, etc., Marine Corps Reserve	432
Air Corps, salaries, office of	530	Coast and Geodetic Survey, Department of Commerce	230
Cavalry, Cavalry School, Fort Riley, Kans	560	Coast Artillery:	
Chemical Warfare Service, salaries, office of	531	Salaries, office of Chief of	532
Coast Artillery, Coast Artillery School, Fort Monroe, Va.	561	School, Fort Monroe, Va.	561
salaries, office of	532	Coast Guard:	
Engineers, salaries, office of	531	Academy	505
Field Artillery, instruction in field artillery activities	561	Expenses of	505
Finance, salaries, office of	529	Salaries, office of	505
Infantry, Infantry School, Fort Benning, Ga.	560	Coast Guard stations, establishing	505
Ordnance, salaries, office of	531	Coast Guard vessels, repairs to	504
Staff, salaries, office of	527	Coast pilot, Coast and Geodetic Survey	231
Child Welfare and Hygiene Service, District of Columbia, maintenance	639	Coin, transportation of bullion and, mints and assay offices	518
Child Welfare, Division of, District of Columbia, administration of	639	Coins, recoinage of silver	485
Childhood, American International Institute for the Protection of	471	Collecting:	
Children, home care for dependent, District of Columbia	640	And editing official papers of Territories	465
Children's Bureau, Department of Labor	401	Internal revenue	495
Children's Hospital, District of Columbia	643	Revenue from customs	489
Children's Tuberculosis Sanatorium, District of Columbia	645	Collection and disposal of refuse, District of Columbia	620
Chillicothe, Ohio, United States Industrial Reformatory	386	Collector, salaries, office of, District of Columbia	607
Chilocco, Okla., Indian boarding school	293	Colleges for agriculture and mechanic arts	351
China:		Colonial National Monument	344
Soldiers' monuments or tablets in	575	Color investigations, Bureau of Chemistry and Soils	122
Trade Act, enforcement of	207	Color standardization, Bureau of Standards	219
United States courts for, salaries and expenses	378-475	Colorado River:	
Chippewa Indians in Minnesota:		Dam fund, advances to	322
Support of	303	Front work and levee system	321
Support of hospitals	313	Reservation, irrigation system	321
Choctaw Indians:		Columbia Hospital and Lying-in Asylum, District of Columbia	644
Fulfilling treaties with, Oklahoma	316	Columbia Institution for the Deaf	366
Per capita payments	316	Columbia Polytechnic Institute, District of Columbia	650
Circuit and district judges, expenses of	376	Command and General Staff School, Fort Leavenworth, Kans	534
Circuit, district, and retired judges, salaries of	376	Commerce, Department of:	
Citizens' military training camps	571	Aeronautics Branch:	
Citrus canker, eradication	131	Aircraft in commerce	199
City delivery carriers, Post Office Department	453	Air-navigation facilities	200
Civil employees, Marine Corps, pay of	428		
Civil government, Panama Canal and Canal Zone	601		

Commerce, Department of—Continued.

	Page
Coast and Geodetic Survey:	
Coast pilot.....	231
Federal, boundary, and State surveys.....	232
Field expenses:	
Atlantic coast.....	230
Pacific coast.....	231
General expenses.....	235
Magnetic work.....	232
Party expenses.....	230
Pay and allowances, commissioned officers.....	234
Pay, etc., officers and men, vessels, coast survey.....	234
Repairs of vessels.....	233
Salaries.....	234
Tides, currents, etc.....	231
Federal Employment Stabilization Board.....	199
Fisheries, Bureau of:	
Administration.....	236
Construction of stations.....	241
Enforcement of black-bass law.....	241
Fishery industries.....	239
Maintenance of vessels.....	237
Miscellaneous expenses.....	236
Propagation of food fishes.....	236
Protecting seal and salmon fisheries of Alaska.....	240
Salaries.....	236
Sponge fisheries.....	239
Upper Mississippi River fish refuge.....	241
Foreign and Domestic Commerce, Bureau of:	
Foreign Commerce Service.....	203
Compiling foreign trade statistics.....	209
Customs statistics.....	209
District and cooperative office service.....	206
Domestic commerce.....	208
Enforcement of China Trade Act.....	207
Export industries.....	207
Investigation of foreign trade restrictions.....	210
List of foreign buyers.....	210
Promoting commerce in—	
Africa.....	205
Europe and other areas.....	203
Latin America.....	203
The Far East.....	204
Salaries.....	202
Transportation of families and effects of officers and employees.....	210
Census, Bureau of the, salaries and expenses.....	211
Lighthouses, Bureau of:	
Retired pay, Lighthouse Service.....	229
Salaries:	
Bureau of Lighthouses.....	227
Keepers of lighthouses.....	228
Lighthouse Service.....	229
Lighthouse vessels.....	228
Mines, Bureau of:	
Buildings and grounds, Pittsburgh, Pa., care, etc.....	248
Economics of mineral industries.....	251
Expenses, mining experiment stations.....	247
Gas production, helium plants.....	252
General expenses.....	243
Helium:	
Investigations.....	250
Plants.....	250
Production.....	249
Mineral mining investigations.....	246
Mining investigations in Alaska.....	243
Oil and gas investigations.....	246
Operating rescue cars and stations and investigation of accidents.....	244
Testing fuel.....	245
Navigation and Steamboat Inspection, Bureau of:	
Contingent expenses.....	213
Enforcement of navigation laws.....	213
Load lines and admeasurement, vessels.....	213
Preventing overcrowding of passenger vessels.....	213
Refunding moneys erroneously received and covered (Commerce).....	214
Refunding penalties or charges erroneously exacted (Commerce).....	214
Salaries:	
Navigation and Steamboat Inspection, Bureau of.....	213
Shipping commissioners.....	213
Steamboat-inspection service.....	213
Wages and effects of American seamen.....	214

Commerce, Department of—Continued.

	Page
Patent Office:	
Investigating public use and sale of inventions.....	243
Printing weekly issue of patents, etc.....	243
Producing copies of drawings of patents and designs.....	243
Purchase of books.....	242
Salaries and expenses.....	242
Secretary of Commerce, office of:	
Contingent expenses.....	198
Printing and binding.....	198
Salaries.....	197
Standards, Bureau of:	
Color standardization.....	219
Equipment.....	214
Gage standardization.....	221
High-temperature investigations.....	222
Hydraulic laboratory research.....	226
Improvement and care of grounds.....	215
Industrial research.....	223
Investigation of—	
Automotive engines.....	225
Clay products.....	219
Dental materials.....	226
Fire-resisting properties.....	217
Optical glass.....	220
Public-utility standards.....	217
Radioactive substances and X-rays.....	224
Textiles.....	220
Metallurgical research.....	222
Radio research.....	218
Salaries.....	214
Sound investigation.....	223
Standard materials.....	224
Standardization of equipment.....	224
Standardizing mechanical appliances.....	220
Sugar standardization.....	221
Testing machines.....	217
Testing:	
Miscellaneous materials.....	218
Railroad and mine scales, etc.....	222
Structural material.....	216
Utilization of waste products from land.....	225
Commission:	
American Battle Monuments.....	23
Arlington Memorial Bridge.....	347
Civil Service.....	26
Employees' Compensation.....	29
Federal Power.....	35
Federal Radio.....	36
Federal Trade.....	38
Fine Arts.....	259
General and special claims, United States and Mexico.....	477
General claims, United States and Mexico.....	477
Inter American High, United States section.....	477
International Boundary:	
United States and Canada, and Alaska and Canada.....	473
United States and Mexico.....	472
International Fisheries.....	475
International Prison.....	471
Interstate Commerce.....	41
Highway, between United States and Canada.....	478
Mixed Claims, United States and Germany.....	474
Mount Rushmore National Memorial.....	259
National Capital Park and Planning.....	48
Public Buildings.....	348
Public Utilities, District of Columbia.....	609
Puerto Rican Hurricane Relief.....	49
Supreme Court Building.....	54
Tariff.....	55
War Minerals Relief.....	260
Commissioned officers, Public Health Service, pay, etc.....	508
Commissioner:	
Accounts and Deposits, office of, Treasury Department.....	484
Education, office of, salaries and expenses.....	350
Fisheries, office of, salaries.....	236
General Land Office, office of, salaries and expenses.....	260
Indian Affairs, office of, salaries.....	264
Internal Revenue, office of, salaries.....	495
Labor Statistics, office of, salaries.....	395
Lighthouses, office of, salaries.....	227
Naturalization, office of, salaries.....	397
Patents, office of, salaries and expenses.....	242
Public Debt, salary.....	486

Digitized for FRASER
<http://fraser.stlouisfed.org/>
 Federal Reserve Bank of St. Louis

	Page	District of Columbia—Continued.	Page
Depots, engineer, expenses.....	556	Highways department.....	615
Deserters, etc., apprehension of, War Department.....	536	Home for Aged and Infirm.....	648
Destruction of private property, claims of officers, enlisted men, and nurses of the Army for.....	536	Hospital for the Insane.....	650
Detention, House of, maintenance, District of Columbia.....	631	Industrial Home School.....	648
Determining heirs of deceased Indian allottees.....	266	Industrial Home School for colored children.....	647
Detroit River postal service.....	453	Industrial Home School fund.....	659
Diplomatic and Consular Service, emergencies arising in.....	471	Insurance department.....	610
Diplomatic officers:		Instruction of indigent blind children.....	625
Salaries.....	465	Jail.....	640
Salaries while receiving instruction and in transit.....	466	Juvenile court.....	635
Transportation of, in going to and from posts.....	466	Medical charities.....	643
Director of Naval Communications, office of, salaries.....	436	Metropolitan Police.....	629
Director of the Mint.....	518	Militia.....	651
Disabled soldiers and sailors, State and Territorial homes for.....	57	Miscellaneous expenses, supreme court.....	639
Disabled Volunteer Soldiers, National Home for.....	57	Miscellaneous trust-fund deposits.....	659
Disbursing clerk, office of, Treasury Department.....	489	Motor vehicles.....	614
Disease conditions among Indians, clinical survey of.....	303	Municipal—	
Diseases:		Architect's office.....	609
Contagious among livestock of Indians.....	272	Court.....	636
Contagious, prevention of, District of Columbia.....	633	Hospital.....	645
Of animals, Bureau of Animal Industry.....	83	Lodging House.....	649
Dispensaries, Health Department, District of Columbia.....	633	National—	
Distinctive paper for United States securities.....	487	Capital Park and Planning Commission.....	653
Distribution, card indexes, Library of Congress.....	12	Library for the Blind.....	650
Distribution, cooperative, forest-planting stock.....	74	Training School for Boys.....	643
District and cooperative office service, Bureau of Foreign and Domestic Commerce.....	206	Training School for Girls.....	643
District attorneys, United States courts, salaries and expenses.....	379	Zoological Park.....	654
District court:		Parkings, trees and.....	617
Puerto Rico, salaries.....	376	Park police, salaries.....	653
Territory of Hawaii, salaries.....	378	Pay of bailiffs, etc.....	637
District judges, salaries.....	376	Permanent appropriations.....	659
District marshals, salaries, fees, and expenses.....	379	Permit fund.....	660
District of Columbia:		Playgrounds.....	621
Anacostia River Flats, reclamation of.....	652	Plumbing-inspection division.....	606
Assessor's office.....	607	Police court.....	635
Auditor's office.....	607	Policemen and firemen's relief fund.....	660
Board of public welfare.....	639	Printing and binding.....	614
Bridges, construction and repair of.....	617	Probation system.....	637
Building, care of.....	606	Public convenience stations.....	606
Building inspection division.....	606	Public parks.....	652
Buildings and grounds, public schools.....	626	Public schools.....	623
Buildings, workhouse and reformatory.....	642	Public utilities commission.....	609
Burial of ex-service men.....	651	Reception and detention of children.....	631
Central Dispensary and Emergency Hospital.....	643	Reclamation of Anacostia River Flats.....	652
Central garage.....	609	Recorder of deeds.....	613
Child welfare and hygiene service.....	634	Reformatory.....	641
Child welfare, division of.....	639	Refund of erroneous collections.....	615
Children, dependent, home care for.....	640	Refunding taxes.....	659
Children's Hospital.....	643	Refuse, collection and disposal of.....	620
Children's Tuberculosis Sanatorium.....	645	Register of wills.....	612
Civil-service retirement and disability fund.....	611	Relief of the poor.....	651
Collection and disposal of refuse.....	620	Salaries, executive office.....	605
Collector's office.....	607	Salaries of employees, courthouse.....	637
Columbia Hospital for Women and Lying-in Asylum.....	644	Salaries of employees, Court of Appeals Building.....	638
Columbia Institute for the Deaf.....	625	Sewer department.....	618
Columbia Polytechnic Institute.....	650	Sewers.....	618
Community center.....	625	Southern Relief Society.....	650
Contingent and miscellaneous expenses.....	627	Steam engineers, board of examiners.....	610
Coroner's office.....	608	Street cleaning.....	621
Corporation Counsel.....	608	Street improvements.....	615
Court of appeals, salaries and expenses.....	638	Superintendent, weights, measures, and markets.....	608
Courthouse.....	637	Support of convicts.....	638
Courts.....	636	Support of insane.....	650
Eastern Dispensary and Casualty Hospital.....	643	Supreme court, salaries.....	636
Education of colored deafmutes.....	625	Surveyor's office.....	610
Electrical department.....	622	Teachers' retirement fund.....	624
Emergency fund.....	615	Teachers' retirement fund deductions.....	659
Employees' compensation fund.....	610	Temporary home for former soldiers and sailors.....	615
Employees, courthouse, salaries.....	637	Traffic and vehicles.....	611
Employment service.....	615	Training School.....	646
Engineer department, office of chief clerk.....	609	Transportation of indigent persons.....	651
Escheated estates relief fund.....	659	Trees and parkings.....	617
Executive office.....	605	Tuberculosis Hospital.....	644
Extension of streets and avenues.....	659	Vehicles and traffic.....	611
Fees of witnesses and jurors, supreme court.....	637	Vocational rehabilitation of disabled residents in.....	651
Fire department.....	631	War Veterans' Service office.....	649
Florence Crittenden Home.....	650	Washington Aqueduct.....	655
Free Public Library, salaries and expenses.....	611	Washington Home for Incurables.....	624
Gallinger Hospital.....	645	Washington redemption fund.....	659
Gasoline tax, street improvements.....	615	Water department.....	656
Health department.....	632	Water distribution system, unemployment relief.....	659
		Wharves, repair and maintenance.....	617
		Workhouse and reformatory.....	641
		Working-capital fund.....	642
		Writs of lunacy.....	638

	Page		Page
Division of—		Engraving and Printing, Bureau of, salaries and expenses	505
Appointments, Treasury Department	489	Engraving and printing, Geological Survey	330
Bookkeeping and Warrants, Treasury Department	485	Enlisted men:	
Child Welfare, administration, District of Columbia	634	Army, welfare of	534
Mental Hygiene, Public Health Service	517	Navy, recreation for	413
Supply, Treasury Department	481	Entomology, and Plant Quarantine, Bureau of	128
Venereal Diseases, Public Health Service	516	Epidemic diseases, preventing spread of, Public Health Service	513
Documents, Superintendent of, office of	18	Equipage, clothing and	538
Domestic and Foreign Commerce, Bureau of	202	Equipment:	
Domestic Commerce, Department of Commerce	208	And instruction, National Guard	565
Donations, National Park Service special fund	350	And supplies, Post Office Department	458
Dourine, eradicating, Bureau of Animal Industry	84	Bureau of Standards	214
Draftsmen, skilled, employment of, Coast Guard	501	Engineer troops	556
Drainage of lots, District of Columbia	634	Mechanical, of public buildings	521
Drug and related plants	93	Military schools and colleges	571
Dry-land agriculture	93	Mine rescue cars	244
Dust, plant explosions, Bureau of Chemistry and Soils	123	National Guard	567
		Park police, District of Columbia	653
		Post office	458
		School yards, District of Columbia	628
		Standardization of, Bureau of Standards	224
		Equipping and arming National Guard	565
		Eradication:	
		Cattle ticks, Bureau of Animal Industry	82
		Dourine, Bureau of Animal Industry	84
		Foot-and-mouth and other contagious diseases of animals	86
		Hog cholera, Bureau of Animal Industry	84
		Tuberculosis, Bureau of Animal Industry	81
		Erosion, soil, investigation	181
		Erroneous collections, District of Columbia, refund of	615
		Escheated estates relief fund, District of Columbia	659
		Establishing wool standard	171
		Estates of decedents, Department of State	478
		Estimates and appropriations:	
		By Government functions	A86
		By organization units	A19
		Estimates:	
		Appropriations, and expenditures, summary of, by organization units	A19
		Appropriations, receipts, and expenditures	A8
		Ethnology, American	52
		Euchee, Okla., Indian boarding school	295
		Eufaula, Okla., Indian boarding school	295
		Europe and other areas, promoting commerce in	203
		European corn borer, prevention and control of	137
		Eustis, Va., Federal correctional camp	389
		Evacuation of high explosives, Navy	421
		Examination and inspection of projects, Bureau of Reclamation	318
		Examinations, national banks	495
		Examinations and surveys, South Pass, Mississippi River	583
		Excessive duties, refund of (customs)	492
		Exchanges, international, Smithsonian Institution	51
		Executive Council	30
		Executive Mansion—	
		And grounds, maintenance	22
		Lighting	22
		Repairs, fuel, etc	22
		Executive Office:	
		Contingent expenses	22
		Executive Mansion and grounds	22
		President of the United States, salary of	21
		Printing and binding	22
		Salaries	21
		Traveling expenses of the President	22
		Vice President of the United States, salary of	21
		Executive Office, District of Columbia, salaries	605
		Exhibits, educational, Public Health Service	518
		Expenditures and receipts, statement showing comparison	A8
		Expenditures:	
		Classification by functions	A86
		Estimated, by organization units	A19
		Estimates, and appropriations, summary of, by organization units	A19
		Receipts, estimates, and appropriations	A19
		Receipts, and appropriations by organization units compared with prior years	A19
		Receipts, and balances, summary of	A7
		Under general heads, statement of	A100

¹ Abolished.

	Page		Page
Experimental stations:		Federal Reserve Board, salaries and expenses	37
Agricultural, salaries and general expenses, office of	71	Federal savings and loan associations	34
Mining	247	Federal surveys, Coast and Geodetic Survey	232
Experiments, livestock production	180	Federal Surplus Relief Corporation	38
Export industries, Department of Commerce	207	Federal Trade Commission:	
Exports, classification of, Bureau of Plant Quarantine	143	Printing and binding	39
Extension, etc., streets and avenues, District of Columbia	659	Salaries and expenses	38
Extension Service, Department of Agriculture	73	Fees:	
Extra pay:		Commissioners United States courts	380
Regular Army, war with Spain	573	Jurors and witnesses	381
Volunteers, war with Spain	573	Supreme Court, District of Columbia	637
		United States courts	380
		Naturalization, publishing citizenship textbooks	401
Fairs:		Fertility, soil, investigations	126
Agricultural exhibits at	74	Fertilizer investigations	124
Chicago World's Fair	75	Field artillery activities, instruction in	561
Far East, promoting commerce in	204	Field expenses, Coast and Geodetic Survey:	
Farm Credit Administration:		Atlantic coast	230
Administrative expenses, production credit corporations	194	Pacific coast	231
and associations	194	Field investigations of public health	514
Revolving fund	194	Fighting forest fires:	
Salaries and expenses	192	Department of Agriculture	107
Farm loan bonds, preparation, custody, and delivery of	488	National Park Service	344
Farm management and practice	161	Finance Department, pay of the Army	535
Farm products:		Finance service, War Department	536
Market inspection of	164	Fines and forfeitures, Navy	416
Marketing and distributing	162	Fire alarm, police patrol, etc., placing wires, District of	
Farmers' cooperative demonstration work	74	Columbia	622
Federal-aid highway system, advances to States, emergency	153	Fire Department, District of Columbia:	
construction	153	Apparatus, etc., repairs to	632
Federal Alcohol Control Administration	30	Buildings and grounds, repairs and improvements	631
Federal Board for Vocational Education:		Contingent expenses	632
Cooperative vocational education:		Fuel	632
Agriculture	353	Hose	632
Home economics	353	Salaries	631
Teachers	351	Uniforms	632
Trades and industry	353	Fire prevention, National Park Service	344
Cooperative vocational rehabilitation:		Fire-resisting properties, investigation of	217
Persons disabled in industry	352	Fires, forest, Department of Agriculture:	
Residents of the District of Columbia	354	Aerial control	108
Hawaii, promotion of vocational education in:		Cooperation in preventing	115
Agriculture	352	Fighting	107
Home economics	352	First- and second-class post offices, miscellaneous items	453
Teachers	352	First Assistant Postmaster General, office of, salaries	446
Trades and industries	352	Fisheries:	
Puerto Rico, promotion of vocational education in:		Bureau of	236
Agriculture	354	International Commission	475
Home economics	354	Investigation of Passamaquoddy and Cobscook Bays	477
Teacher training	354	Fishery industries	239
Trades and industries	354	Five Civilized Tribes: Oklahoma, probate attorneys	267
Federal Civil Works Administration	30	Five percent funds to States	263
Federal Coordinator of Transportation	31	Flandreau, S.Dak., Indian boarding school	297
Federal correctional camp, Eustis, Va., maintenance	389	Flathead Reservation, Mont., irrigation systems	277
Federal Deposit Insurance Corporation	31	Fleet training, Navy	412
Federal Emergency Administration of Public Works	31	Flood control:	
Federal Emergency Relief Administration	32	Mississippi River and tributaries	579
Federal Farm Board	191	Mississippi River, funds contributed for	586
Federal Farm Loan Bureau	191	Sacramento River, Calif.	581
Federal Home Loan Bank Board	33	Sacramento River, funds contributed for	586
Assessments upon Federal Home Loan banks for salaries	33	Tributaries of Mississippi River, emergency fund	580
and expenses of Federal Home Loan Bank Board	33	Flood relief:	
Savings and loan promotion, Federal Home Loan Bank	34	Alabama	158
Board	34	Florida	158
Federal Home Loan banks, assessments upon	33	Georgia and South Carolina	157
Federal Industrial Institution for Women, maintenance	386	Fly:	
Federal intermediate credit banks securities, preparation,		Mediterranean fruit	129
custody, and delivery of	488	Mexican fruit	130
Federal jails	388	Food and Drug Administration, Department of Agriculture	174
Federal land banks:		Food and drug administration, District of Columbia	634
Payments to	480	Food and Drugs Act, enforcement of the	175
Subscriptions to paid-in surplus	479	Food fishes, propagation of	236
Federal Oil Conservation Board	34	Food habits of birds and animals	146
Federal Power Commission:		Foot-and-mouth and other contagious diseases of animals,	
Expenses	35	eradication of	86
Payments to States under Federal Water Power Act	36	Forage, bedding, etc., National Guard	565
Printing and binding	36	Forage and cereal insects	136
Federal prisoners:		Forage and stabling of public animals, etc.	431
Funds of	392	Forage crops and diseases	96
Unclaimed funds of	392	Foreign—	
Federal Radio Commission:		Buyers, list of	210
Printing and binding	37	Competition and demand	203
Salaries and expenses	36	Hospital at Cape Town	471
Federal reformatory camp, Petersburg, Va., maintenance	390	Intercourse, Department of State	465
Federal reserve bank franchise tax receipts, obligations re-		Mail transportation	456
tired from	489		

Digitized for FRASER
<http://fraser.stlouisfed.org/>
 Federal Reserve Bank of St. Louis

	Page
Highways within national forests, emergency construction	187
Historical fortifications, preservation and repair	644
Hogback irrigation project, Navajo Reservation, N.Mex., improvement and maintenance	279
Hog cholera, eradicating	84
Home care for dependent children, District of Columbia	640
Home Economics, Bureau of	173
Home economics investigations	173
Home for Aged and Infirm, District of Columbia, salaries	648
Home loan banks	33
Home Owners Loan Corporation	34
Homes, State and Territorial, for disabled soldiers and sailors	57
Horses, draft and pack animals	544
Horticultural protection	78
Hose, fire department, District of Columbia	632
Hospital—	
And domiciliary facilities and services	57
Care, Canal Zone garrisons	555
Foreign, at Cape Town	471
For the insane, District of Columbia, support of indigent insane	650
Fund, Bureau of Medicine and Surgery, Navy Department	423
St. Elizabeths	364
Hospitals, construction and repair	549
Hot Springs National Park, Ark.	337
Household and stored products insects	141
House Office Buildings, maintenance	8
Housing Corporation, United States	406
Hubbard, Gertrude M., bequest of, Library of Congress	16
Hydraulics laboratory research	226
Hydrographic Bureau, International	471
Hydrographic Office, Navy Department, contingent and miscellaneous expenses	441
Hydrographic offices, branch, Navy Department	442
Hygiene and sanitation, public schools, District of Columbia, salaries	634

I

Illustrations, preparation of, Geological Survey	330
Immigration and Naturalization Service	397
Immigration stations	400
Improvement and care of grounds, Bureau of Standards	215
Improvement of the national forests	109
Improvements, river and harbor:	
Funds advanced for	585
Funds contributed	586
Incidental expenses of the Army	539
Income on Library of Congress trust fund	16
Increase of Library of Congress	13
Increase of the Navy	433
Indemnities:	
Domestic mail	457
International mail	457
Indemnity to seamen and marines for lost clothing	422
Index to—	
Federal Statutes	12
State Legislation	13
Indian—	
Commissioners, expenses	258
Courts, pay of judges	265
Forests, administration	268
Lands, advertising sale of	267
Property, administration of and support of Indians	271
Reservations:	
Irrigation	273
Opening	262
Roads	315
Suppressing forest fires	269
Surveying and allotting	267
Indian Service:	
Field representatives	265
General expenses	264
Vehicles	266
Indian supplies, purchase and transportation	264
Indians:	
Obtaining employment for	270
Support of and administration of Indian property	284
Industrial Alcohol, Bureau of	498
Industrial Home School, District of Columbia	648
Industrial Home School for Colored Children, District of Columbia	647

Industrial Home School fund, District of Columbia	659
Industrial Property, International Bureau for Protection of	471
Industrial research	223
Infantry school, Fort Benning, Ga.	560
Information, Office of, Department of Agriculture	68
Injury to trees or property, appropriation not available for, citrus canker eradication	131
Insane, care and custody, Alaska	356
Insecticide and fungicide investigations	123
Insects:	
Affecting man and animals	141
Bees	140
Cereal	136
Cotton	139
Forest	132
Fruit and shade tree	129
Household and stored product	141
Interrelations of	141
Prevention and control of spread of	142
Truck and garden crop	136
Truck crop	136
Inspection and quarantine, Bureau of Animal Industry	80
Inspection:	
Market, of farm products	164
Transit	142
Inspector general, salaries, office of	528
Institute of Agriculture, International, at Rome, Italy	471
Instruction in Field Artillery activities	561
Instruction of officers and enlisted men, Navy	412
Instruments and supplies, Bureau of Navigation, Navy	414
Insular Affairs, salaries, Bureau of	530
Insular departments, seacoast defenses	562
Insular experiment stations, Department of Agriculture	71
Insurance:	
Department of, District of Columbia, salaries	610
Government life insurance fund	64
Military and naval	62
Inter American High Commission, United States section	477
Inter-American Highway	477
Interchange of appropriations:	
Department of Agriculture	108
Bureau of Reclamation	319
Interest account:	
Smithsonian Institution	54
Soldiers' Home	589
Interest on the public debt	488
Interior, Department of the:	
Columbia Institution for the Deaf	366
Education, Office of:	
Colleges for agriculture and mechanic arts	351
General expenses	351
Salaries	350
Freedmen's Hospital	367
General Land Office:	
Contingent expenses of land offices	262
Coos Bay wagon road grant fund	263
Expenses, public-survey work, Alaska	262
Expenses, public-survey work, general	262
Five percent funds to States	263
General expenses	260
Opening Indian reservations	262
Oregon and California land-grant fund	263
Outstanding liabilities, lands	263
Payment to Oklahoma from royalties, oil and gas, south half of Red River	263
Payments to States from receipts under Mineral Leasing Act	263
Protecting public lands, timber, etc.	256
Repayment for lands erroneously sold	262
Salaries	260
Surveying the public lands	261
Geological Survey:	
Classification of lands	328
Engraving and printing	330
Gaging streams	327
General expenses	324
Geologic surveys	325
Mineral leasing	329
Mineral resources of Alaska	327
Preparation of illustrations	330
Printing and binding	330
Salaries	324
Topographic surveys	324
Volcanologic surveys	326

Interior, Department of the—Continued.**Government in the Territories:****Alaska:**

	Page
Alaska Railroad fund.....	357
Alaska Railroad fund, special fund.....	357
Care and custody of the insane.....	356
Contingent expenses.....	355
Funds contributed for improvement of roads, etc.....	359
Legislative expenses.....	355
Public schools, Alaska fund.....	359
Reindeer for Alaska.....	356
Salaries, Governor and secretary.....	355
Suppressing traffic in intoxicating liquors.....	356
Wagon roads, bridges and trails, Alaska fund.....	356

Hawaii:

Contingent expenses.....	360
Legislative expenses.....	360
Salaries, Governor and secretary.....	360

Virgin Islands, temporary government for.....

361

Howard University:

General expenses.....	367
Heat, light, and power plant.....	367
Salaries.....	366

Indian Affairs, Bureau of—

Administration of Indian forests.....	268
Advertising sale of Indian lands.....	267
Agriculture and stock raising among Indians.....	270
Annette Island Reserve, Alaska, fund from leases.....	317

Boarding schools:

Albuquerque, N. Mex.....	290
Bismarck, N. Dak.....	292
Carson City, Nev.....	290
Carter Seminary, Okla.....	294
Charles H. Burke, Fort Wingate, N. Mex.....	291
Chemawa, Salem, Oreg.....	296
Chilocco, Okla.....	293
Euchee, Okla.....	295
Eufaula, Okla.....	295
Flandreau, S. Dak.....	297
Genoa, Nebr.....	289
Haskell Institute, Lawrence, Kans.....	288
Jones Academy, Okla.....	295
Mount Pleasant, Mich.....	288
Phoenix, Ariz.....	285
Pierre, S. Dak.....	298
Pipestone, Minn.....	289
Rapid City, S. Dak.....	298
Sherman Institute, Riverside, Calif.....	287
Santa Fe, N. Mex.....	291
Sequoyah Orphan Training School.....	294
Theodore Roosevelt.....	287
Tomah, Wis.....	299
Truxton Canyon, Ariz.....	286
Wahpeton, N. Dak.....	293
Wheelock Academy, Okla.....	296

Civilization of the Sioux.....

316

Clinical survey of disease conditions among Indians.....

303

Colorado River Reservation irrigation system, improvement, etc.....

274

Completion of Wapato irrigation project, Yakima Reservation.....

281

Confederated Bands of Utes, Utah.....

350

Conservation of health among Indians.....

301

Counsel for Pueblo Indians of New Mexico.....

267

Determining heirs of deceased Indian allottees.....

266

Developing water supply.....

272

Drainage, Kootenai Indian allotments, Idaho.....

276

Education, natives of Alaska.....

300

Education, Sioux Nation.....

300

Engineer and assistants, Middle Rio Grande conservancy project, New Mexico.....

280

Eradication of scabies in sheep and goats, Indian Service.....

272

Expenses of tribal officers, Five Civilized Tribes, Oklahoma.....

314

Expenses of tribal counsels.....

314

Expenses, sale of timber.....

269

Field representatives, Indian Service.....

265

Flood protection, Leupp Indian School and Agency, Ariz.....

285

Fort Hall, Idaho, irrigation system, improvement, etc.....

275

Interior, Department of the—Continued.**Indian Affairs, Bureau of—Continued.****Fulfilling treaties with—**

	Page
Choctaws, Oklahoma.....	316
Northern Cheyennes and Arapahoes, Montana.....	305
Pawnees, Oklahoma.....	305
St. Croix Chippewas, Wisconsin.....	316
Senecas.....	316
Sioux of different tribes.....	305
Six Nations, New York.....	316

General expenses, Indian Service.....

264

Highway, Gallup-Shiprock, Navajo Reservation, N. Mex.....

316

Hogback irrigation project, improvement, etc.....

279

Indian agency buildings.....

266

Indian school:

Buildings.....	285
Five Civilized Tribes.....	299
Transportation.....	285

Indian schools:

Subsistence, summer months.....	284
Support.....	283
Support (tribal funds).....	284
Industrial assistance.....	271

Industry among Indians.....

271

Insect control work, Klamath Indian Reservation, Oreg.....

269

Interest on Indian trust funds.....

316

Irrigation:

Appropriations, availability of.....	273
Blackfeet Reservation, Mont.....	278
Colorado River Reservation, Ariz.....	274
Construction of systems, etc.....	317
Crow Reservation, Mont.....	278
Flathead Reservation, Mont.....	277
Fort Belknap Reservation, Mont.....	276
Fort Hall Reservation, Idaho.....	275
Fort Peck Reservation, Mont.....	277
Ganado project.....	274
Gila River Reservation, Ariz.....	273
Hogback project.....	279
Indian reservations.....	273
Klamath Reservation, Oreg.....	280
Kootenai, drainage system.....	276
Laguna Pueblo, N. Mex.....	279
Lummi dike project, Washington.....	282
Navajo Reservation, Ariz.....	274
Paiute reclamation charges.....	279
Pueblos in New Mexico.....	280
Pyramid Lake Reservation, Nev.....	279
San Carlos Reservation, Ariz.....	275
Toppenish-Simcoe, Wash.....	281
Utah Reservation.....	281
Wapato Reservation.....	281
Wind River Reservation, Wyo.....	282
Yakima Reservation.....	282
Yuma project, Arizona and California.....	275

Laguna Pueblo, N. Mex., irrigation system, improvement, etc.....

279

Medical relief in Alaska.....

304

Miscellaneous trust funds of Indian tribes.....

317

Obtaining employment for Indians.....

270

Operation and maintenance of reservoirs, Yakima Reservation.....

282

Pay, Indian police.....

265

Payment to Kiowa, Comanche, and Apache Indians, Oklahoma.....

268

Payment to loyal Shawnee Indians, Oklahoma.....

268

Pay of judges, Indian courts.....

265

Proceeds of labor (sundry Indian tribes).....

317

Purchase and transportation of Indian supplies.....

264

Purchase of land.....

268

Quieting title, pueblo lands, New Mexico.....

267

Reclamation charges, Paiute Indian lands.....

279

Reclaiming lands, Lummi Reservation, Wash.....

282

Repairs to irrigation systems and flood protection of irrigable lands, pueblos in New Mexico.....

280

Roads and bridges, Red Lake, Minn.....

315

Roads, Indian reservations.....

315

Salaries.....

264

Supervising mining operations on leased Indian lands.....

270

Support of Chippewa Indians in Minnesota.....

303

Interior, Department of the—Continued.**Indian Affairs, Bureau of—Continued.**

	Page
Support of Osage Agency and pay of tribal officers, Oklahoma.....	314
Suppressing contagious diseases among livestock of Indians.....	272
Suppressing forest fires on Indian reservations.....	269
Suppressing liquor traffic among Indians.....	265
Surveying and allotting Indian reservations.....	267
Tomah, Wis., support of Indian school.....	299
Toppenish-Simcoe irrigation project, maintenance and operation.....	281
Traffic in intoxicating liquors among Indians, suppressing.....	265
Transportation, Indian schools.....	285
Transportation, Indian supplies.....	264
Tribal funds:	
Apache, Kiowa, and Comanche Indians.....	268
Arapahoes.....	305
Cheyennes, Oklahoma.....	305
Chippewa Indians in Minnesota.....	313
Choctaws and Chickasaws.....	316
Klamath Indian Reservation.....	280
Osage Nation, Oklahoma.....	314
San Carlos Reservation.....	275
Utes, Confederate Bands.....	350
Truxton Canyon, Ariz., Indian school.....	286
Uintah Reservation, irrigation system.....	281
Ute Indians, Utah, withdrawal of tribal funds.....	308
Vehicles, Indian Service.....	266
Wahpeton, N. Dak., support of Indian school.....	293
Wapato irrigation project.....	281
Water supply, development of.....	272
Wheelock Academy, Oklahoma.....	296
Yakima Reservation, Wash.: Irrigation.....	282
Reservoirs.....	282
National Parks, Buildings, and Reservations, Office of:	
Acadia National Park, Maine.....	332
Bryce Canyon National Park, Utah.....	332
Carlsbad Caverns National Park, N. Mex.....	333
Colonial National Monument, Va.....	344
Crater Lake National Park, Oreg.....	333
Donations.....	350
Emergency construction.....	344
Fighting forest fires.....	344
Forest protection and fire prevention.....	344
General expenses.....	332
General Grant National Park, Calif.....	334
Glacier National Park, Mont.....	334
Grand Canyon National Park, Ariz.....	335
Grand Teton National Park, Wyo.....	335
Hawaii National Park.....	336
Hot Springs National Park, Ark.....	337
Lassen Volcanic National Park, Calif.....	337
Mesa Verde National Park, Colo.....	337
Mount McKinley National Park, Alaska.....	338
Mount Rainier National Park, Wash.....	338
National military parks, battlefields, and cemeteries.....	345
National monuments.....	343
National historical parks and monuments.....	344
National Park Commissioners, salaries.....	345
Platt National Park, Okla.....	339
Proposed Great Smoky Mountain National Park, N.C.-Tenn.....	336
Proposed Shenandoah National Park, Va.....	340
Roads and trails, national parks.....	346
Rocky Mountain National Park, Colo.....	339
Salaries.....	331
Sequoia National Park, Calif.....	340
Wind Cave National Park, S. Dak.....	340
Yellowstone National Park, Wyo.....	341
Yosemite National Park, Calif.....	341
Zion National Park, Utah.....	342
Reclamation, Bureau of:	
Administrative provisions and limitations.....	318
Advances to Colorado River Dam fund, Boulder Canyon project.....	322
Bitter Root project, Montana.....	318
Boise project, Idaho.....	318
Boulder Canyon project.....	322
Colorado River front work and levee system.....	321
Examination and inspection of projects.....	318
Giving information to settlers.....	319
Interchange of appropriations.....	319

Interior, Department of the—Continued.**Indian Affairs, Bureau of—Continued.**

	Page
Investigations, secondary and economic.....	319
Klamath project, Oregon-California.....	319
Limitation of expenditures.....	319
Milk River project, Montana.....	318
Minidoka project, Idaho.....	318
North Platte project, Nebraska-Wyoming.....	318
Operation and maintenance of reserved works.....	318
Orland project, California.....	318
Owyhee project, Oregon.....	318
Reclamation fund, special fund.....	318
Rio Grande project, New Mexico-Texas.....	318
Riverton project, Wyoming.....	319
Salaries and expenses in the District of Columbia.....	318
Salt Lake Basin project, Utah.....	319
Shoshone project, Wyoming.....	319
Sun River project, Montana.....	318
Vale project, Oregon.....	318
Yakima project (Kittitas division), Washington.....	319
Yuma project, Arizona-California.....	318
Secretary of the Interior, Office of:	
Contingent expenses.....	257
Expenses of Indian Commissioners.....	258
Library.....	258
Printing and binding.....	258
Secretary, salaries, office of.....	255
Solicitor, salaries, office of.....	256
St. Elizabeths Hospital:	
Pension money.....	365
Personal funds of patients.....	365
Support, clothing, and treatment.....	364
Intermediate credit banks securities, Federal, preparation, custody, and delivery of.....	488
Internal Revenue, Bureau of.....	495
International agencies.....	471
International Boundary Commission:	
United States and Canada and Alaska and Canada.....	473
United States and Mexico.....	472
International Bureau for:	
Protection of Industrial Property.....	471
Publication of Customs Tariffs.....	471
International Bureau of—	
Permanent Court of Arbitration.....	471
Weights and Measures.....	471
International:	
Exchanges, Smithsonian Institution.....	51
Fisheries Commission.....	475
Hydrographic Bureau.....	471
Institute of Agriculture at Rome, Italy.....	471
Map of the World on Millionth Scale.....	471
Meteorological Committee, Secretariat.....	77
Monetary Conference.....	476
Office of Public Health.....	471
Prison Commission.....	471
Radiotelegraph Convention, Madrid, Spain.....	475
Seed Testing Congress.....	100
Statistical Bureau at The Hague.....	471
Technical Committee of Aerial Legal Experts.....	471
Trade-Mark Registration Bureau.....	471
Interparliamentary Union for Promotion of International Arbitration, Bureau of.....	471
Interstate Commerce Commission:	
Accounts, regulating.....	42
Administrative expenses, general.....	41
General railroad contingent fund.....	46
Locomotive inspection.....	44
Printing and binding.....	45
Safety of employees.....	43
Salaries and expenses.....	41
Signal safety systems.....	44
Valuation of property of carriers.....	44
Interstate quarantine service, Public Health Service.....	515
Inventions, rewards to postal employees for.....	450
Investigation of—	
Dental materials.....	226
Engines, automotive.....	225
Fire resisting properties.....	217
Foreign trade restrictions.....	210
Glass, optical.....	220
Helium.....	250
High temperatures.....	222
Inventions, use and sale of.....	243
Mine accidents.....	244
Mineral mining.....	246

Investigation of—Continued.		Page	Justice, Department of—Continued.		Page
Mining in Alaska.....		243	Investigation of—Continued.		
Public utility standards.....		217	Court of Customs and Patent Appeals:		
Radioactive substances and X-rays.....		224	Books and periodicals.....		376
Sales of short weight and measure.....		608	Printing and binding.....		376
Sound.....		223	Salaries and expenses.....		376
Textiles.....		220	Customs Court, United States:		
Irrigation, agriculture, western.....		101	Books and periodicals.....		376
Irrigation projects:			Printing and binding.....		377
Fort Hall, Idaho, improvement.....		275	Salaries and expenses.....		376
Ganado, Navajo Reservation, Ariz., maintenance and operation.....		274	China, U.S. Court for, salaries and expenses.....		378
Hogback, Navajo Reservation, N.Mex., improvement and maintenance.....		279	District Court, Panama Canal Zone, salaries.....		378
Wapato, Yakima Reservation, Wash., completion.....		281	Supreme Court, United States:		
Irrigation systems:			Miscellaneous expenses.....		375
Blackfeet Reservation, Mont.....		278	Printing and binding.....		375
Colorado River Reservation, improvement, maintenance, and operation.....		274	Salaries.....		375
Crow Reservation, Mont., maintenance and operation.....		278	Territorial courts, salaries, justices and judges.....		378
Flathead Reservation, Mont.....		277	United States Court for China, salaries and expenses.....		378
Fort Belknap Reservation, Mont.....		276	Penal and correctional institutions:		
Fort Hall, Idaho, improvement, maintenance, and operation.....		275	Federal correctional camp, Eustis, Va., maintenance.....		389
Fort Peck Reservation, Mont.....		277	Federal Industrial Institution for Women, Alderson, W.Va., maintenance.....		386
Klamath Reservation, Oreg. (tribal funds).....		280	Federal jails:		
Laguna Pueblo, N.Mex., improvement, maintenance, and operation.....		279	Construction.....		389
Pueblo in New Mexico, irrigable lands and flood protection.....		280	Maintenance.....		388
Pyramid Lake Reservation, Nev., maintenance and operation.....		279	Federal reformatory camp, Petersburg, Va., maintenance.....		390
Toppenish-Simcoe, Yakima Reservation, Wash., maintenance and operation.....		281	Medical and hospital service.....		382
Utah Reservation, Utah (tribal funds).....		281	National Training School for Boys, Washington, D.C.:		
Wind River Diminished Reservation and ceded lands, Wyoming (reimbursable).....		282	Construction.....		381
Isleta Pueblo, N.Mex., fencing lands.....		317	Maintenance.....		390
Isolating wards, Garfield Memorial Hospital, District of Columbia.....		633	Prison camps, construction and maintenance.....		389
J			Prisoners, United States, support of.....		392
Jail, District of Columbia, salaries.....		640	Prison industries working capital fund.....		382
Jails, Federal.....		388	Probation system, United States courts.....		381
Japanese beetle, prevention and control of.....		130	Trust funds:		
Joint Committee on Printing.....		6	Commissary funds, Federal prisoners.....		392
Jones Academy, Okla., Indian boarding school.....		295	Funds of Federal prisoners.....		392
Judge Advocate General, United States Army, salaries, office of.....		528	Unclaimed funds of Federal prisoners.....		392
Judges, Indian courts, pay of.....		265	United States Hospital for Defective Delinquents:		
Judiciary, the, Department of Justice.....		375	Construction.....		388
Judicial expenses, witness fees, etc., District of Columbia.....		614	Maintenance.....		388
Jurors:			United States industrial reformatory, Chillicothe, Ohio:		
Juvenile court, District of Columbia, compensation of.....		635	Construction.....		387
Municipal court, District of Columbia, compensation of.....		636	Maintenance.....		386
Supreme court, District of Columbia, fees of, and witnesses.....		637	United States northeastern penitentiary, maintenance.....		385
United States courts, fees of, and witnesses.....		381	United States penitentiary, Alcatraz Island, Calif., maintenance.....		385
Justice, Department of—			United States penitentiary, Atlanta, Ga.: Buildings and equipment.....		384
Antitrust laws, enforcement of.....		373	Maintenance.....		384
Attorney General, office of the:			United States penitentiary, Leavenworth, Kans.: Buildings and equipment.....		383
Books.....		370	Maintenance.....		383
Contingent expenses.....		370	United States penitentiary, McNeil Island, Wash.: Buildings and equipment.....		385
Division of Accounts, salaries and expenses.....		373	Maintenance.....		384
Division of Investigation, salaries and expenses.....		371	United States southwestern reformatory:		
Printing and binding.....		370	Construction.....		388
Rent of buildings.....		370	Maintenance.....		387
Salaries.....		369	United States courts:		
Traveling and miscellaneous expenses.....		370	Bailiffs, pay of, etc.....		381
Veterans' insurance litigation.....		374	Books for judicial officers.....		382
Bureau of Prisons, salaries and expenses.....		374	Clerks, salaries and expenses of.....		380
Claims against United States, defending suits in.....		371	Commissioners, fees of.....		380
Customs matters, protecting interests of United States in.....		370	District attorneys, salaries and expenses.....		379
Judiciary, the—			Jurors and witnesses, fees of.....		381
Circuit, district, and retired judges, salaries of.....		376	Marshals, salaries, fees, and expenses of.....		379
Circuit and district judges, expenses of.....		376	Miscellaneous expenses.....		381
Court of Claims:			Rent of courtrooms.....		381
Commissioners, salaries and expenses.....		377	Special assistant attorneys, pay of.....		380
Contingent expenses.....		378	Supplies for.....		382
Printing and binding.....		377	Juvenile Court, District of Columbia.....		635
Repairs to buildings.....		378	K		
Salaries.....		377	Keepers, lighthouses, salaries.....		228
			Kindergartens, District of Columbia, maintenance of.....		627
			Kiowa, Comanche, and Apache Indians, Oklahoma, payment to.....		263

	Page		Page
Kitchens, Senate.....	3	Legislative establishment—Continued.	
Klamath Indian Reservation, Oreg., insect-control work.....	280	House of Representatives:	
Klamath project, Oregon-California, Bureau of Reclamation.....	280	Automobile for Speaker.....	5
Klamath Reservation, Oreg., irrigation system.....	280	Chaplain.....	3
Kootenai Indian allotments, Idaho, drainage.....	276	Clerk hire, Members and Delegates.....	5
		Clerk, office of.....	3
		Committee employees.....	3
		Contingent expenses.....	5
		Doorkeeper, office of.....	4
		Folding documents.....	5
		Furniture.....	5
		Mileage of Members and Delegates.....	3
		Miscellaneous items.....	5
		Packing boxes.....	5
		Payment for certain services.....	5
		Physician.....	5
		Postage.....	5
		Post office.....	4
		Reporters of debates.....	5
		Revision of the laws.....	5
		Salaries of Members and Delegates.....	3
		Salaries, officers and employees.....	3
		Sergeant at Arms, office of.....	4
		Speaker, office of.....	3
		Special and minority employees.....	4
		Special and select committees, expenses of.....	5
		Stationery.....	5
		Stenographers, committee.....	5
		Stenographic reports of committee hearings.....	5
		Telegraph and telephone service.....	5
		Miscellaneous:	
		Capitol Police:	
		Salaries.....	6
		Uniforms and equipment.....	6
		Joint Committee on Printing, salaries and expenses.....	6
		Legislative counsel, office of.....	6
		Statement of appropriations.....	6
		Architect of the Capitol:	
		Bartholdi Fountain, relocating.....	7
		Botanic Garden, enlarging and relocating.....	11
		Capitol—	
		Building and repairs.....	6
		Garages, maintenance.....	8
		Grounds:	
		Enlarging the.....	7
		Improving.....	7
		Power plant.....	9
		Heat, light, and power.....	9
		House Office Buildings, maintenance.....	8
		Library Building and grounds.....	9
		Furniture, etc.....	10
		Maintenance, repair, equipment, etc.....	10
		Salaries.....	9
		Trees, shrubs, plants, fertilizers, and skilled labor.....	10
		Library of Congress, site for additional buildings.....	10
		Refrigerating apparatus.....	10
		Salaries, office of Architect of the Capitol.....	6
		Senate Office Building, maintenance.....	8
		Site for additional buildings, Library of Congress.....	10
		Subway transportation, Capitol and Senate Office Buildings.....	8
		Botanic Garden:	
		Maintenance.....	11
		Plants, trees, shrubs, etc.:.....	
		Distribution of.....	11
		Purchase of.....	11
		Salaries.....	11
		Library of Congress:	
		Annex.....	10
		Bequest of Gertrude M. Hubbard.....	16
		Blind, books for the.....	14
		Books, purchase of.....	14
		Building, maintenance.....	15
		Building and grounds.....	10
		Card indexes, distribution of.....	12
		Care and maintenance.....	15
		Contingent expenses.....	14
		Copyrights, Register of.....	11
		Furniture.....	10
		Gift fund.....	16
		Income on trust fund—investment account.....	16
		Increase of.....	13
		Index to Federal statutes.....	12
		Index to State legislation.....	13

Legislative establishments—Continued.		Page	Mechanical—		Page
Library of Congress—Continued.			Appliances, standardization of, Bureau of Standards		220
Legislative reference service		12	Equipment for public buildings		521
Printing and binding		14	Shops and power plant, Department of Agriculture		66
Salaries:			Medals, national trophy and, for rifle contests		572
Library of Congress		11	Mediation, Board of:		
Register of Copyrights		11	Arbitration boards, salaries and expenses		24
Site for additional buildings		10	Emergency boards, Railway Labor Act, May 20, 1926		24
Sunday opening		13	Printing and binding		24
Temporary services		15	Salaries and expenses		24
Trees, shrubs, etc.		11	Medical and Hospital Department, Army		554
Trust Fund Board, expenses of		15	Medical and hospital service, penal and correctional institutions		382
Union catalogs		13	Medical and other services rendered to Federal, penal, and correctional institutions by Public Health Service		382
Government Printing Office:			Medical charities, District of Columbia		643
Equipment		18	Medical Department, Army		554
Public printing and binding		16	Medical Department, Bureau of Medicine and Surgery, Navy		422
Superintendent of Documents, office of:			Medical Museum, Army		556
General expenses		18	Medical relief for natives of Alaska		304
Salaries		18	Medicine and Surgery, Bureau of, Navy Department		422
Legislative expenses, Territorial governments		355	Mediterranean fruit fly, prevention and control of		129
Legislative reference service, Library of Congress		12	Memorial Highway, Mount Vernon		158
Lepers, etc., care of, Island of Guam		410	Mental Hygiene, Division of, Public Health Service		517
Letters patent, etc., appropriation available for purchase, Navy		433	Merchant Fleet Corporation:		
Leupp, Ariz., Indian school, flood protection		285	Operations of		253
Library:			United States Shipping Board, and		252
Agriculture, Department of		70	Mesa Verde National Park, Colo.		337
Commissioner of Accounts and Deposits, Treasury Department		484	Message transmitting the Budget		v
Free Public, District of Columbia		611	Metallurgical research, Bureau of Standards		222
Interior, Department of		258	Meteorological Committee, International, secretariat of		77
National, for the Blind		14	Metropolitan Police, District of Columbia		629
Navy Department		413	Mexican fruit fly:		
Surgeon General's office, Army		556	Bureau of Plant Quarantine		130
Treasury Department		485	Prevention and control of		130
Library of Congress		11	Mexico and United States:		
Lighthouse Service		229	General and Special Claims Commission		477
Lighthouse vessels, salaries		228	International Boundary Commission		472
Lighthouses, Bureau of, Department of Commerce		227	Microbiology, soil, investigations, Bureau of Chemistry and Soils		125
Lighting, purchase, installation and maintenance of, District of Columbia		623	Middle Rio Grande conservancy project, New Mexico, engineer and assistants		280
Light:			Migratory bird conservation refuges		151
Cape Spatel, annual expenses		471	Mileage—		
Stations, establishing		229	And expenses of officers, Marine Corps		428
Vessels		227	Army		536
Limitation of expenditures, Bureau of Reclamation		319	Members and Delegates, House of Representatives		3
Limitations on stationery stocks, Department of Agriculture		67	Senate		1
Liquor traffic—			Military—		
Among Indians, suppressing		265	Academy		564
In Alaska, suppressing		356	And Naval compensation		62
In Africa, convention relating to		471	And Naval Insurance		62
Lists of foreign buyers		210	Cable and telegraph system, Washington-Alaska		576
Livestock and crop estimates		163	Department headquarters, contingencies		535
Livestock production, experiments and demonstrations in		180	Equipment, schools and colleges		571
Load lines and admeasurement, vessels		213	Intelligence Division, General Staff Corps, contingencies		533
Loans:			Personnel records of World War		528
Expenses of, Public Debt Service		487	Posts, construction		544
To Agricultural Credit Corporations, revolving fund		194	Schools, supplies and equipment		571
Locomotive inspection, Interstate Commerce Commission		44	Supplies and equipment, etc., Marine Corps		430
Loss of private property, claims for damages to and		536	Training camps, citizens		571
Lost clothing, indemnity to seamen and marines for		422	Militia, District of Columbia		651
Lummi Reservation, Wash., reclaiming lands		282	Milk Importation Act, enforcement of, Food and Drug Administration		178
Lunacy writs, District of Columbia		638	Milk River project, Mont., Bureau of Reclamation		318
M			Mine—		
Madrid, Spain, International Radiotelegraphic Convention		475	Accidents, investigation, Bureau of Mines		244
Magnetic work, Coast and Geodetic Survey		232	Rescue cars and investigation of accidents		244
Mail bags and equipment		459	Scales, investigations, Bureau of Standards		222
Mail transportation, Senate		3	Mineral—		
Major alterations, naval vessels		432	Industries, economics of		251
Map of the World on Millionth Scale, International		471	Leasing, Geological Survey		329
Marine Corps, Navy Department		428	Leasing Act, payments to States from receipts under		263
Marine hospitals, maintenance and repair		520	Mining investigations		246
Marine schools		410	Resources of Alaska		243
Market news service, Bureau of Agricultural Economics		165	Mines, Bureau of, Department of Commerce		243
Marketing and distributing farm products		162	Minidoka project, Idaho, Bureau of Reclamation		318
Markets, maintenance and repair, District of Columbia		608	Mining experiment stations, expenses		247
Marshals, United States courts, salaries, fees and expenses		379	Mining operations on leased Indian lands, supervising		270
McNeil Island, Wash., United States penitentiary		384	Ministers, salaries of ambassadors and		465
Measures, International Bureau of Weights and		471			
Meat inspection, Bureau of Animal Industry		85			

	Page		Page
Minor coins, recoinage of	518	Naval—Continued.	
Mint, Bureau of the, Treasury Department	518	Petroleum reserves, operation and conservation of	411
Mints and assay offices	519	Research Laboratory	410
Miscellaneous:—		Reserve, organizing the	414
Expenses, Navy	409	Reserve Officers' Training Corps, expenses	571
Indian funds	317	Stores Act, Food and Drug Administration	177
Items, first- and second-class post offices	453	Stores investigations, Bureau of Chemistry and Soils	124
Items, Post Office Department	453	Training stations, maintenance and operation	411
Materials, testing, Bureau of Standards	218	Vessels:	
Public-building projects	520	Alterations to	432
Supplies, personal and other services, Marine Corps	431	Navy yards and arsenals to repair, manufacture, or produce	417
Trust-fund deposits, District of Columbia	659	War College, maintenance and operation	533
Trust funds, Indian tribes	317	Navigation, Bureau of, Navy Department	411
Mississippi River:		Navigation laws, enforcement of	213
Atchafalaya and Old Rivers, removing obstructions in	582		
Examinations and surveys of South Pass	583	Navy Department:	
Flood control	579	Aeronautics, Bureau of:	
Flood control, funds contributed for	586	Aviation, Navy	425
Gaging waters	583	Salaries	440
Maintenance of channel, South Pass	582	Alterations to naval vessels	417
Operating snag and dredge boats on	582	Branch hydrographic offices:	
Wild life and fish refuge	150, 241	Contingent expenses	442
Mixed Claims Commission, United States and Germany	474	Salaries	442
Modernization of naval vessels	432	Compensation Board, salaries	434
Monetary Conference, International	476	Construction and Repair, Bureau of:	
Money orders, unpaid, more than 1 year old	457	Construction and repair	417
Moneys erroneously received and covered, refunding:		Salaries	438
Department of State	478	Construction of ships, improving and equipping navy yards for	417
Internal revenue	498	Contingent expenses	441
Monuments:		Engineering, Bureau of:	
Colonial National	344	Engineering	416
In Cuba and China	575	Salaries	438
Washington, care, etc.	248	General Board, Navy Department, salaries	434
Moths, gypsy and brown tail	133	Hydrographic Office:	
Motor vehicles, District of Columbia	614	Contingent and miscellaneous expenses	441
Mount McKinley National Park	338	Salaries	437
Mount Pleasant, Mich., Indian boarding school	288	Increase of the Navy:	
Mount Rainier National Park	338	Armor, armament, and ammunition	433
Mount Rushmore National Memorial Commission	259	Construction and machinery	432
Mount Vernon Memorial Highway	158	Inspection and Survey, Board of, salaries	436
Municipal:		Judge Advocate General, United States Navy, office of, salaries	435
Architect's office, District of Columbia	609	Marine Corps:	
Court, District of Columbia	636	Clothing for enlisted men	430
Hospital, District of Columbia	645	Forage and stabling of public animals, etc.	431
Lodging House, District of Columbia	649	Fuel, heat, light, and power, etc.	430
Muscle Shoals, Ala., Dam No. 2, maintenance and operation	579	General expenses	429
Museum, Army Medical	556	Mileage and expenses of officers traveling without troops	428
Museum, National	53	Military supplies and equipment, etc.	430
Mycology and disease survey, Bureau of Plant Industry	98	Miscellaneous supplies, personal and other services, etc.	431
		Pay and allowances, Marine Corps Reserve	428
N		Payment for undrawn clothing	428
Narcotics, Bureau of	500	Pay:	
National—		Civil employees	428
Advisory Committee for Aeronautics	46	Enlisted men, active list	428
Arboretum	98	Enlisted men, retired list	428
Banking emergency	48	Marine Corps, deposit fund	432
Board, promotion of rifle practice, Army	572	Officers, active list	428
Capital Park and Planning Commission	48	Officers, retired list	428
Capital Park and Planning Commission, District of Columbia	48	Provisions, subsistence, board and lodging of enlisted men, etc.	429
Emergency council	48	Repairs and improvements to barracks, quarters, etc.	431
Forest administration	105	Transportation of troops	431
Forest Reservation Commission	117	Marine Corps Reserve:	
Gallery of Art	53	Clothing, subsistence, heat, light, transportation, etc.	432
Guard Bureau	532	Pay and allowances	428
Industrial Recovery Administration	48	Medicine and Surgery, Bureau of:	
Institute of Health, maintenance	511	Care of the dead	423
Library for the Blind, District of Columbia	650	Medical Department	422
Monuments, National Park Service	343	Naval hospital fund	423
Museum	53	Salaries	439
Park Commissioners, salaries	331	Miscellaneous expenses	422
Park service	331	Naval Academy:	
Recovery Administration	31	Current and miscellaneous expenses	427
Training School for Boys, District of Columbia	643	Maintenance and repairs	427
Training School for Girls, District of Columbia	643	Pay of employees	427
Trophy and medals, rifle contests	572	Pay of professors and others	427
Zoological Park, District of Columbia, general expenses	654	Naval Communications, Director of, office of, salaries	436
Naturalization fees, publishing citizenship textbooks	401		
Naval—			
Academy	427		
Home, Philadelphia, Pa.	415		
Hospital fund	423		
Observatory	437		

Navy Department—Continued.	Page		Page
Naval examining and retiring boards, salaries	434	One thousandth anniversary of the National Parliament of Iceland	478
Naval Intelligence, Office of, salaries	436	Opening Indian reservations (reimbursable), General Land Office	262
Naval Observatory:		Operating—	
Astrographic equipment and appurtenances	442	And care of canals, etc	584
Contingent and miscellaneous expenses	442	Force for public buildings	523
Observation, eclipse of the sun	443	Rescue cars and stations and investigation of mine accidents	244
Salaries	437	Snag and dredge boats on Upper Mississippi, Illinois, and Minnesota Rivers	582
Naval Operations, Chief of, office of, salaries	435	Snag boats on Ohio River	583
Naval Records and Library, office of, salaries	435	Supplies for public buildings	524
Naval vessels, alterations to	432	Operation and maintenance of reserved works, Bureau of Reclamation	318
Navigation, Bureau of:		Optical glass, investigation of	220
Contingent expenses	413	Ordnance—	
Gunnery and engineering exercises	415	And ordnance stores, Navy Department	418
Instruments and supplies	414	Bureau of, Navy	418
Naval home, Philadelphia, Pa.	415	Equipment, rifle ranges for civilian instruction	572
Naval Reserve Officers' Training Corps	414	Material, proceeds of sales, War Department	558
Naval War College	415	Service and supplies, Army	557
Navy fines and forfeitures	416	Oregon and California land-grant fund	263
Ocean and lake surveys	414	Organized Reserves	569
Organizing the Naval Reserve	414	Organizing the Naval Reserve	414
Salaries	436	Orland project, California, Bureau of Reclamation	318
Training, education, and welfare, Navy	411	Osage Agency, Okla., support of	314
Fleet training	412	Osage tribal council, expenses (tribal funds)	314
Instruction of officers and enlisted men	412	Outfits, Coast Guard	502
Libraries for ships and shore stations	413	Outside professional services, public buildings	522
Naval Reserve Officers' Training Corps, expenses	413	Outstanding liabilities, lands, General Land Office	263
Naval training stations, maintenance and operation	411	Owyhee project, Oregon, Bureau of Reclamation	318
Trophies and badges, fleet training	412		
Welfare and recreation	413	P	
Ordnance, Bureau of:		Pacific coast, field expenses, Coast and Geodetic Survey	231
Ordnance and ordnance stores	418	Packers and Stockyards Act	85
Salaries	418	Paiute Indian lands, Newlands project, Nevada	379
Printing and binding	441	Panama and United States, General Claims Commission	477
Secretary of the Navy, office of:		Panama Canal:	
Care of lepers, etc., Island of Guam	410	Civil government	601
Contingent, Navy	409	Hospital care	555
Miscellaneous expenses	409	Maintenance and operation	590
Naval Research Laboratory	410	Sanitation	600
Operation and conservation of naval petroleum reserves	411	Seacoast defenses	563
Salaries	434	Panama, Government of, payment to	471
State marine schools	410	Pan American Sanitary Bureau	471
Supplies and Accounts, Bureau of:		Pan American Union	471
Evacuation of high explosives	421	Paper, distinctive, for United States securities	487
Fuel and transportation	422	Park police, District of Columbia	653
Indemnity to seamen and marines for lost clothing	422	Parlatoria date scale	132
Maintenance	421	Parliament of Iceland, one thousandth anniversary of the National	478
Pay of the Navy, deposit fund	422	Party expenses, Coast and Geodetic Survey	230
Pay, subsistence, and transportation of naval personnel	419	Passamaquoddy and Cobscook Bay fisheries investigations	477
Salaries	439	Passenger-carrying vehicles:	
Ships' stores profits, Navy	422	Department of Agriculture, lump-sum appropriations available for	180
Yards and Docks, Bureau of:		Statement of, Navy Department	424
Contingent expenses	425	Passenger vessels, preventing overcrowding of	213
Maintenance	424	Passport agencies, Department of State	464
Public works	425	Passport fees, refunding, Department of State	478
Salaries	440	Patents and designs, drawings of	243
Navy fines and forfeitures	416	Pawnees, Oklahoma, fulfilling treaties	305
Navy yards and arsenals to repair, manufacture, or produce naval vessels	417	Pay:	
Nematology, Bureau of Plant Industry	99	Acting assistant surgeons, Public Health Service	509
News service, market	165	Bailiffs, etc., Supreme Court, District of Columbia	637
Night schools, District of Columbia	625	Bailiffs, United States courts	381
Nonresident insane, District of Columbia, deportation of	651	Civil employees, Marine Corps	428
Northern Cheyenne and Arapahoes, Montana, fulfilling treaties	305	Commissioned officers, Public Health Service	508
North Platte project, Nebraska-Wyoming	318	Consular officers for services to American vessels and seamen	478
		Employees, Naval Academy	427
O		Enlisted men, active list, Marine Corps	428
Obligations retired from Federal Reserve bank franchise tax receipts	489	Enlisted men, retired list, Marine Corps	428
Observation, eclipse of the sun, Naval Observatory	443	Marine Corps, deposit fund	432
Ocean and lake surveys	414	Military Academy	564
Office and living quarters, Foreign Service	467	Officers and men, vessels, coast survey, Coast and Geodetic Survey	234
Office of Attorney General, Department of Justice	369	Officers, active list, Marine Corps	428
Office of Education, Department of the Interior	350	Officers, retired list, Marine Corps	428
Official papers of Territories of United States, collecting and editing	465	Other employees, Public Health Service	509
Oil and gas investigations	246	Personnel and maintenance of hospitals, Public Health Service	511
Oil lands, protecting interests of United States in	34		

Pay—Continued.		Page	Post Office Department:		Page
Professors and others, Naval Academy	427		Buildings, Post Office Department, salaries	445	
Property and disbursing officers, National Guard	566		Bureau of Accounts, salaries	373	
Special assistant attorneys, United States courts	380		Chief inspector, office of:		
Subsistence and transportation of naval personnel	419		Inspectors, post office:		
Pay and allowances:			Clerks, division headquarters, salaries	451	
Coast Guard	501		Miscellaneous expenses, division headquarters	451	
Commissioned officers, Coast and Geodetic Survey	234		Rewards, payment of	451	
Marine Corps Reserve	428		Salaries	450	
Pay of the Army, deposit fund (trust fund)	573		Traveling expenses	450	
Pay of the Navy, deposit fund	422		Salaries	448	
Payment for undrawn clothing, Marine Corps	428		Contingent expenses	449	
Payment to—			First Assistant Postmaster General, office of:		
Government of Panama under treaty of Nov. 18, 1903	471		Assistant postmasters, compensation to	451	
Oklahoma from royalties	263		Car fare and bicycle allowance	453	
School funds, Arizona and New Mexico, national forests fund	118		City delivery carriers	453	
States, Alaska, Hawaii, Puerto Rico for agricultural experiment stations	73		Clerks:		
States and Territories from National forests fund	118		Contract stations	452	
States from receipts under Mineral Leasing Act	329		First- and second- class post offices	452	
States under Federal Water Power Acts	36		Third-class post offices	452	
Peach, phony	131		Detroit River postal service	453	
Penal and correctional institutions	382		Miscellaneous items, first- and second-class post offices	453	
Penalties or charges erroneously exacted, Department of State	478		Postmasters, compensation to	451	
Penitentiary:			Rural Delivery Service	453	
Atlanta, Ga.	384		Salaries	446	
Leavenworth, Kans.	383		Separating mails	452	
McNeil Island, Wash.	384		Special delivery fees	453	
Pension money, St. Elizabeths Hospital	365		Travel expenses, etc.	454	
Pensions, Army and Navy	62		Unusual conditions at post offices	452	
Perishable Agricultural Commodities Act	167		Village delivery service	453	
Permanent appropriations, list of, Budget Statement No. 4	476		Fourth Assistant Postmaster General, office of:		
Permanent Court of Arbitration, International Bureau of	471		Equipment and supplies, post office	458	
Permanent fund, Soldiers' Home	589		Labor-saving devices	458	
Permit fund, District of Columbia	660		Mail bags and equipment	459	
Personal funds of patients, St. Elizabeths Hospital	365		Pneumatic tube service:		
Personal or property damage claims, Post Office Department	450		Boston	460	
Personnel, number and rates of pay:			New York	459	
Army	A126		Rent, light, and fuel	459	
Civilian	A121		Salaries	447	
Coast and Geodetic Survey	A130		Shipment of supplies	458	
Coast Guard	A129		Stationery	458	
Marine Corps	A128		Travel expenses	460	
Navy	A126		Twine and tying devices	458	
Public Health Service	A130		Vehicle service	460	
Petroleum reserves, operation and conservation of	411		Fuel, repairs, etc.	449	
Philippine special fund:			Furniture and filing cabinets	449	
Customs duties	492		Heat, light, and power, Post Office Building, Washington, D.C.	461	
Internal revenue	498		Miscellaneous items	449	
Phoenix, Ariz., Indian boarding school	285		Postmaster General, office of:		
Phony peach disease	131		Adjusted losses and contingencies, postal funds	450	
Pierre, S. Dak., Indian boarding school	298		Damage claims, personal or property	450	
Pink bollworm, prevention and control of	139		Electric power, light, etc.	450	
Pipestone, Minn., Indian boarding school	289		Freight, express, or motor transportation of equipment	460	
Plant—			Inventions, rewards to postal employees for	450	
Dust explosions	123		Personal or property damage claims	450	
Industry, Bureau of, Department of Agriculture	90		Postal funds, adjusted losses and contingencies	450	
Introduction, foreign	95		Rewards to postal employees for inventions	450	
Nutrition	99		Salaries	445	
Quarantine, Bureau of, Department of Agriculture	128		Transportation of equipment	460	
Planting on national forests	109		Travel expenses, etc.	450	
Planting stock, forest, cooperative distribution of	115		Post Office Building, Washington, D.C., heat, light, and power	461	
Plants, trees, shrubs, etc.:			Post Office Department buildings, salaries	445	
Distribution of, Botanic Garden	11		Printing and binding	449	
Purchase of, by Botanic Garden	11		Purchasing agent, office of, salaries	448	
Platt National Park, Okla.	339		Second Assistant Postmaster General, office of:		
Playgrounds, District of Columbia	621		Balances due foreign countries	456	
Plumbing inspection division, District of Columbia, salaries	606		Contract Air Mail Service	456	
Pneumatic tube service, Post Office Department:			Foreign mail transportation	456	
Boston	460		Indemnities, international mail	457	
New York	459		Power Boat Service	454	
Poison, Caustic, Act, enforcement of	178		Railroad Transportation and Mail Messenger Service	455	
Police Court, District of Columbia	635		Railway Mail Service:		
Police:			Miscellaneous expenses	456	
Metropolitan, District of Columbia	629		Salaries	455	
Policemen and firemen's relief fund, District of Columbia	660		Travel expenses	455	
Police stations and station grounds, District of Columbia	630		Railway postal clerks, travel allowances	455	
Postage:			Salaries	455	
District of Columbia	614		Star Route Service	454	
Meter equipment rental, District of Columbia	614		Star Route Service, Alaska	454	
Senate	3		Travel expenses, etc.	456	
Stamps and stamped paper, manufacture of	457				
Postal funds, adjusted losses and contingencies	450				
Postmasters, compensation to	451				

Post Office Department—Continued.		Page			Page
Solicitor for the Post Office Department, office of, salaries.....	447		Probation system:		
Salaries.....	446		Supreme court, District of Columbia, salaries.....	637	
Stationery.....	449		United States courts.....	381	
Telegraphing.....	449		Proceeds derived from work performed at Bureau of Engraving and Printing to be credited to appropriation.....	506	
Third Assistant Postmaster General, office of:			Proceeds of—		
Indemnities, domestic mail.....	457		Goods seized and sold (customs).....	492	
Money orders, unpaid, more than 1 year old.....	457		Labor, Indian moneys (trust fund).....	317	
Postage stamps and stamped paper, manufacture of.....	457		Sales, ordnance material, War Department.....	558	
Salaries.....	446		Production of fur-bearing animals.....	148	
Stamped envelopes and newspaper wrappers, distribution of.....	457		Professional services, outside, public buildings.....	522	
Travel expenses, etc.....	457		Promoting commerce in Europe and other areas.....	203	
Unpaid money orders more than 1 year old.....	457		Promotion of vocational education.....	353	
Transfer of amount to Bureau of Standards for scientific investigations.....	226		Hawaii.....	351	
Post Office Department and Postal Service, expenditures compared with prior years.....	445		Puerto Rico.....	351	
Post Office:			Propagation of food fishes.....	236	
Equipment and supplies.....	458		Property, private:		
Inspectors.....	450		Claims for damages to and loss of, War Department.....	536	
Senate.....	3		Claims of officers and men for destruction of (indefinite appropriation), War Department.....	536	
Post Offices, unusual conditions at.....	452		Proposed Great Smoky Mountain National Park, N.C.—Tenn.....	336	
Post roads, rural, cooperative construction of.....	153		Protecting interests of the United States in oil lands.....	48	
Power-boat service, Post Office Department.....	454		Provisions, subsistence, board and lodging of enlisted men, etc., Marine Corps.....	429	
Premiums, bonus, or cash reward to employees, Navy Department.....	434		Public building projects, miscellaneous.....	520	
Preservation and repair, historical fortifications.....	344		Public Buildings and Public Parks of the National Capital: American National Red Cross Building.....	520	
Preventing spread of epidemic diseases, Public Health Service.....	513		Development of the Mall.....	348	
Prevention of contagious diseases, District of Columbia.....	633		General expenses.....	348	
Printing and binding:			Mount Vernon Highway police.....	348	
Advisory Committee for Aeronautics, National.....	47		Printing and binding.....	348	
Agriculture, Department of.....	69		Public Warehouse Building.....	348	
Budget, Bureau of the.....	493		Public buildings:		
Civil Service Commission.....	28		Furniture and repairs of same for.....	524	
Commerce, Department of.....	198		General expenses of.....	521	
Court of Claims.....	377		Operating force for.....	523	
Court of Customs and Patent Appeals.....	376		Operating supplies for.....	524	
Customs Court, United States.....	377		Outside professional services.....	522	
District of Columbia.....	614		Repairs and preservation of.....	520	
Efficiency, Bureau of.....	26		Vaults and safes for.....	521	
Employees' Compensation Commission.....	29		Public convenience stations, District of Columbia maintenance.....	606	
Executive Office.....	22		Public debt:		
Federal Power Commission.....	36		Interest on the.....	488	
Federal Radio Commission.....	37		Issues, redemptions and purchases.....	A 119	
Federal Trade Commission.....	39		Service, Treasury Department.....	486	
Fine Arts, Commission of.....	259		Statement of operations.....	A 113	
General Accounting Office.....	40		Statement of outstanding debt.....	A 114	
Geological Survey.....	330		Public employment service, District of Columbia, salaries.....	615	
Geographic Board.....	56		Public health:		
Interior, Department of.....	258		Field investigations of.....	514	
Interstate Commerce Commission.....	45		International office of.....	471	
Justice, Department of.....	370		Public Health Service.....	508	
Labor, Department of.....	395		Public lands:		
Library of Congress.....	14		Expenses, public survey work.....	262	
Mediation, Board of.....	24		General.....	262	
Navy Department.....	441		Alaska.....	262	
Pan American Union.....	471		Surveying.....	262	
Patent Office.....	243		Timber, etc., protecting.....	256	
Post Office Department.....	449		Public lands highways, emergency construction.....	157	
Public.....	16		Public parks, District of Columbia.....	652	
Shipping Board, United States.....			Public printing and binding.....	16	
Smithsonian Institution.....	54		Public Roads, Bureau of.....	153	
State, Department of.....	464		Public schools, District of Columbia.....	623	
Supreme court, District of Columbia.....	636		Public Utilities Commission, District of Columbia, salaries.....	609	
Supreme Court, United States.....	375		Public utility standards, investigation of.....	217	
Tariff Commission.....	56		Public Welfare, Board of, District of Columbia, salaries.....	639	
Tax Appeals, Board of.....	25		Public works:		
Treasury Department.....	482		Appropriations and expenditures for.....	A 88	
Veterans' Administration.....	62		Bureau of Yards and Docks.....	425	
War Department.....	532		Pueblo Indians, New Mexico.....	280	
Prison—			Pueblo lands, New Mexico, quieting title.....	267	
Camps, construction and maintenance.....	389		Puerto Rican Hurricane Relief Commission.....	49	
Commission, International.....	471		Puerto Rico:		
Industries working capital fund.....	382		Payment to, for agricultural experiment station.....	354	
Prisoners:			Vocational education, promotion of.....	351	
District of Columbia, maintenance and support of.....	641		Purchase of commodities, District of Columbia.....	608	
United States, support of.....	392		Purchasing agent, Post Office Department, office of, salaries.....	448	
Prisons for American convicts, expenses of.....	476		Purchasing division, District of Columbia, salaries.....	605	
Probate attorneys, Five Civilized Tribes, Oklahoma.....	267		Pyramid Lake Reservation, Nev., irrigation system, maintenance and operation.....	279	

Q		Page			Page
Quarantine:			Registers, salaries and commissions		262
Foreign plant	143		Regular supplies, Quartermaster Corps	537	
Inspection and, Bureau of Animal Industry	80		Regulating accounts, Interstate Commerce Commission	42	
Transit inspection, Bureau of Plant Quarantine	142		Reimbursement to United States by District of Columbia		
Service, Public Health Service	508		National Capital Park and Planning Commission	653	
Quartermaster Corps, United States Army, War Department	537		Relief—		
Quartermaster General, United States Army, salaries, office of	529		And protection of American seamen	470	
Quartermaster supplies:			And rehabilitation, Longshoremen's Compensation Act	30	
Rifle ranges for civilian instruction	572		Fund, policemen and firemen's, District of Columbia	631	
Reserve Officers' Training Corps	570		Medical, in Alaska	304	
Quarters, Foreign Commerce Service	211		Poor, District of Columbia	651	
R			Removing obstructions:		
Radio research, Bureau of Standards	218		Endangering navigation	584	
Radioactive substances, investigation, Bureau of Standards	224		Mississippi, Atchafalaya, and Old Rivers	582	
Radiotelegraphic Convention, International	471		Sunken vessels, etc	584	
Railroad administration	49		Rent:		
Railroad and mine scales, etc., Bureau of Standards, testing	222		Buildings:		
Railroad fund, Alaska	357		Department of Agriculture	68	
Railroad special fund, Alaska	357		Department of Justice	370	
Railroad transportation and mail messenger service, Post Office Department	455		Post Office Department	459	
Railroads in Alaska, additional income tax on	498		Treasury Department	520	
Railway:			Court rooms, United States courts	381	
Mail Service	455		Temporary quarters	520	
Postal clerks, travel allowances	455		Repairs and improvements—		
Range investigations, Forest Service	111		Barracks, quarters, etc., Marine Corps	431	
Rapid City, S.Dak., Indian boarding school	298		Courthouse, District of Columbia	637	
Receipts:			Police stations and grounds, District of Columbia	630	
Appropriations and expenditures, by organization units compared with prior years	A 8		Repairs and maintenance—		
By sources and funds, summary of	A 12		Bridges, District of Columbia	617	
Compared with prior fiscal years	A 12		Wharves, District of Columbia	617	
Estimates, appropriations, and expenditures	A 8		Repairs and preservation of public buildings	520	
Estimated by sources of revenue	A 12		Repairs:		
Expenditures and balances, summary of	A 8		Arsenals	557	
Reception and detention of children, District of Columbia	631		Botanic Garden	11	
Reclamation, Bureau of, Department of the Interior	318		Building where Abraham Lincoln died	348	
Reclamation of Anacostia River Flats	652		Buildings, Court of Claims	378	
Recoinage of coins	485		Capitol	6	
Reconnaissance, Forest Service	109		Coast Guard vessels	504	
Reconstruction Finance Corporation	49		Executive Mansion	22	
Recorder of deeds, office of, District of Columbia	613		Furniture for public buildings	524	
Recreation for enlisted men, Navy	413		Hospitals, construction and (Army)	549	
Redemptions:			Library of Congress	10	
Bonds, etc., from cash repayments of principal by foreign governments	489		Marine hospitals	520	
Bonds, etc., received as repayments of principal by foreign governments	489		National Museum	53	
Redemption of stamps, internal revenue	497		Naval Academy	427	
Red Lake, Minn., roads and bridges	315		Naval vessels, construction and	417	
Reformatories:			Public buildings	520	
District of Columbia	641		Roads, bridges, and trails, Alaska	356	
United States industrial, Chillicothe, Ohio	386		Vessels, Coast Survey	233	
United States southwestern, construction	388		Vessels, Navy	417	
Refrigerating apparatus, Capitol, Senate, and House Office Buildings	10		Repayment for lands erroneously sold	262	
Refuges:			Reporter, Supreme Court, salaries and expenses of	376	
Bear River migratory bird	150		Reporting debates and proceedings, Senate	2	
Cheyenne Bottoms migratory bird	152		Representatives, field, Indian Service	265	
Mammal and bird, maintenance of	146		Rescuing shipwrecked American seamen	471	
Migratory bird conservation	151		Research hydraulic laboratory, Bureau of Standards	226	
Upper Mississippi wild life	150		Research laboratory, Navy	410	
Refunding:			Research:		
Erroneous collections, District of Columbia	615		Geologic science, Geological Survey	325	
Excess of deposits, to depositors, national forest fund	117		Industrial, Bureau of Standards	223	
Excessive duties (customs)	492		Metallurgical, Bureau of Standards	222	
Legacy taxes	498		Radio, Bureau of Standards	218	
Moneys erroneously received and covered:			Reservations:		
Commerce	214		Bear River migratory bird refuge	150	
Customs	492		Bison range, Montana	146	
Department of State	478		Cheyenne Bottoms migratory bird refuge	152	
Internal revenue	498		Commission, National Forest	117	
Passport fees, Department of State	478		Mammal and bird conservation refuge	146	
Penalties or charges erroneously exacted:			Opening Indian	262	
Commerce	214		Surveying and allotting Indian	267	
Customs	492		Upper Mississippi wild-life refuge	150	
Refuse, collection and disposal, salaries, District of Columbia	620		Reserve:		
Register of the Treasury, salaries, office of	620		Naval, organizing	414	
Register of wills, office of, District of Columbia	612		Officers' Training Corps, Naval	413	
			Officers' Training Corps	570	
			Reserves, Organized, Officers' Reserve Corps	569	
			Restaurant, Senate	3	
			Retired pay:		
			Coast Guard	501	
			Former Life-Saving Service	504	
			Lighthouse Service	229	
			Marine Corps, list of officers	428	
			Retired United States judges, salaries	376	

	Page		Page
Retirement and disability fund:		Schools—Continued.	
Canal Zone	64	Public, District of Columbia:	
Civil-service appropriated fund	63	Buildings and grounds	628
Civil-service trust fund	63	Salaries and expenses	623
Foreign Service appropriated fund	466	Scientific Literature, International Catalog of	52
Foreign Service trust fund	478	Seacoast defenses:	
Teachers', District of Columbia	624	Insular departments	562
Retirements from gifts, forfeitures, and other miscellaneous receipts	489	Panama Canal	563
Revenue:		United States	561
Customs, expenses of collecting	489	Seal and salmon fisheries of Alaska, protecting	240
Internal revenue, expenses of collecting	495	Seamen:	
Revolving fund, agricultural marketing	195	American, relief and protection	470
Rewards:		Shipwrecked American, rescuing	471
Payment of, office of chief inspector, Post Office Department	451	Second and economic investigations, Bureau of Reclamation	319
To postal employees for inventions	450	Second Assistant Postmaster General, salaries, office of	446
Rifle contests, national trophy and medals for	572	Secretary of—	
Rifle ranges, civilian instruction	572	Agriculture, salaries, office of	65
Rio Grande project, New Mexico-Texas, Bureau of Reclamation	318	Commerce, salaries, office of	197
Riverside, Calif., Sherman Institute, Indian boarding school	287	Interior, salaries, office of	255
Riverton project, Wyoming, Bureau of Reclamation	319	Labor, salaries, office of	393
Roads—		Navy, salaries, office of	434
And bridges, Alaska	356	State, salaries, office of	463
And trails for States, national forest fund	183	Treasury, salaries, office of	479
And trails, national parks	346	War, salaries, office of	527
Bridges and trails, Alaska	356	Secret Service Division, salaries	508
Bureau of, Department of Agriculture	153	Securities owned by the United States	A120
Cooperative construction of rural post	153	Securities, United States, distinctive paper for	487
Federal-aid highway system, advances to States, emergency construction	153	Seed investigations, Bureau of Plant Industry	100
Highways within national forests, emergency construction	153	Seed Testing Congress, International	100
Indian reservations	315	Senate	1
Mount Vernon Memorial Highway	158	Senate Office Building, maintenance	8
Public land highways	157	Seneca Indians of New York, fulfilling treaties with	316
Red Lake Reservation, Minn.	315	Separating mails, Post Office Department	452
Rock Island Bridge, care, etc.	557	Sequoia National Park	340
Rocky Mountain National Park	339	Sequoyah Orphan Training School	294
Rome, Italy, International Institute for Agriculture at	471	Sergeant at Arms and Doorkeeper, Senate	2
Roosevelt Indian School, Fort Apache, Ariz.	287	Settlers, giving information to	319
Rubber, fiber, and other tropical plants	99	Sewerage system, Fort Monroe, Va.	549
Rural Delivery Service	453	Sewers, District of Columbia	618
Rural sanitation, studies of, Public Health Service	515	Shawnee Indians, payments to loyal	268
		Sherman Institute, Riverside, Calif.	287
		Shipment of supplies, Post Office Department	458
		Shipping Board, United States	252
		Shipping Commissioners, Department of Commerce	213
		Shipping fund, United States Shipping Board	254
		Shipping Service, Department of Commerce	213
		Ships of the Navy, ammunition for	433
		Ships' stores profits, Navy Department	422
		Shipwrecked American seamen, rescuing	471
		Shoshone project, Wyoming, Bureau of Reclamation	319
		Signal Corps:	
		Signal Service of the Army	550
		Washington-Alaska Military Cable and Telegraph System	576
		Signal Office, salaries of	529
		Signal safety systems, Interstate Commerce Commission	44
		Signal Service of the Army	550
		Silver coins, recoinage of	485
		Sinking fund, cumulative, statement	A117
		Sioux:	
		Civilization of	316
		Nation, education	300
		Of different tribes, fulfilling treaties with	305
		Sirup and sugar investigations, Bureau of Chemistry and Soils	122
		Site for additional buildings, Library of Congress	10
		Sites and construction, public buildings	519
		Six Nations Indians of New York, fulfilling treaties with	316
		Skilled draftsmen, employment of, Coast Guard	501
		Smelter fumes investigations	473
		Smithsonian Institution:	
		American Ethnology	52
		Astrophysical Observatory	52
		Gellatly Art Collection	54
		Interest account, expenses of	54
		International Catalog of Scientific Literature	52
		International exchanges	51
		National Gallery of Art	53
		National Museum, maintenance and operation	53
		Preservation of collections, National Museum	53
		Printing and binding	54
		Salaries and expenses	51
Sacramento River, flood control	581		
Safes, vaults and, for public buildings	521		
Safety of employees, Interstate Commerce Commission	43		
Sailors and soldiers, disabled, State and Territorial homes for	57		
Sale:			
Advertising Indian lands	267		
Timber, expenses incidental to	269		
Salem, Oreg., Indian boarding school	296		
Salt Lake Basin project, Utah, Bureau of Reclamation	319		
San Carlos Reservation, Ariz., pumping plants	275		
San Carlos and Florence-Casa Grande projects, Arizona	275		
San Diego, Calif., naval training station	411		
Sanitary Bureau, Pan American	471		
Sanitation—			
And fire prevention, Forest Service	108		
Canal Zone, Panama Canal	600		
Studies of rural	515		
Sante Fe, N.Mex., Indian boarding school	291		
Scabies in sheep and goats, eradication of, Indian Service	272		
Scales, railroad and mine, etc., testing, Bureau of Standards	222		
Schools:			
Cavalry, Fort Riley, Kans.	560		
Coast Artillery, Fort Monroe, Va.	561		
Command and General Staff, Fort Leavenworth, Kans.	534		
District Training School	646		
Engineer	556		
Indian, support of	290		
Industrial Home, District of Columbia	648		
Industrial Home for Colored Children, District of Columbia	647		
Infantry, Fort Benning, Ga.	560		
National Training for Boys, District of Columbia	643		
National Training for Girls, District of Columbia	643		

S

	Page	State, Department of—Continued.	Page
Soil:		Claims Commission, General and Special, United States and Mexico	477
Chemistry, Bureau of Chemistry and Soils	121	Clerks in the Foreign Service, salaries	468
Erosion investigations	181	Conference of American States, Seventh International, Montevideo, Uruguay	476
Fertility investigations, Bureau of Chemistry and Soils	126	Consular agents, pay of, for services to American vessels and seamen	478
Microbiology investigations, Bureau of Chemistry and Soils	126	Contingent expenses:	
Physics, Bureau of Chemistry and Soils	125	Foreign Service	
Survey, Bureau of Chemistry and Soils	125	United States consulates	469
Soils, Bureau of Chemistry and, salaries and expenses	121	Convicts, American, prisons for	476
Soldiers—		Customs Tariffs, International Bureau for Publication of	471
And sailors, State and Territorial homes for	57	Emergencies arising in the Diplomatic and Consular Services	471
Disabled Volunteers, National Home for	57	Estates of decedents, trust fund	478
Home, interest account	589	Fisheries Commission, International	475
Home, permanent fund	589	Fisheries, investigation of, Passamaquoddy and Cobscook Bays	477
Indigent, burial of, District of Columbia	651	Foreign Service:	
Solicitor:		American seamen:	
Department of Commerce, salaries, office of	197	Relief and protection of	470
Department of the Interior, salaries, office of	256	Rescuing shipwrecked	471
Department of Labor, salaries, office of	393	Buildings fund	478
Post Office Department, salaries, office of	447	Contingent expenses	469
Treasury Department, salaries, office of	480	Officers:	
Sound investigation, Bureau of Standards	223	Salaries	466
South Carolina, flood relief	157	Salaries while receiving instructions and in transit	466
Southern Relief Society, District of Columbia	650	Transportation	466
South Pass, Mississippi River:		International Commission, Congresses, and Bureaus, United States contributions to	471
Channel, maintenance of	582	Office and living quarters	467
Examinations and surveys	583	Retirement and disability:	
Southwestern Reformatory	387	Appropriated fund	466
Special—		Trust fund	478
Assistant attorneys, United States courts, pay of	380	French Veterans of the World War, fourteenth annual convention	478
Claims Commission, United States and Mexico	477	General and Special Claims Commission, United States and Mexico	477
Delivery fees, Post Office Department	453	General Claims Commission, United States and Panama	477
Examinations, national banks	495	General Disarmament Conference, Geneva, Switzerland	476
Sponge fisheries, Bureau of Fisheries	239	Gorgas Memorial Laboratory	471
Stabilization Board, Federal Employment ¹	199	Government of Mexico, payment to	478
Stamped envelopes and newspaper wrappers, distribution of	457	Highway, Construction of, Commission on, United States and Canada	478
Stamps, redemption of (internal revenue)	497	Highway, Inter-American	478
Standard container, hamper and produce agency acts, enforcement of	169	Hospital, foreign, at Cape Town	471
Standardization:		Indefinite appropriations:	
Color	219	Consular agents, pay of, for services to American vessels and seamen	478
Equipment	224	Refunding moneys erroneously received and covered	478
Gage	221	Hydrographic Bureau, International	471
Mechanical appliances	220	Industrial Property, International Bureau for Protection of	471
Sugar	221	Institute of Agriculture at Rome, Italy, International	471
Standard materials, Bureau of Standards	224	Inter-American High Commission, United States section of	477
Standards:		Inter-American Highway	478
Bureau of, Department of Commerce	214	Liquor Traffic in Africa, Convention Relating to	471
Establishing, for wool	171	Map of the World on Millionth Scale, International	471
Tobacco and stocks	166	Mixed Claims Commission, United States and Germany	474
Star Route Service:		Monetary Conference, International	476
Alaska	454	Moneys erroneously received and covered, refunding	478
Post Office Department	454	Office and living quarters, Foreign Service	467
State and Territorial homes for disabled soldiers and sailors	47	One Thousandth Anniversary of the National Parliament of Iceland	478
State, etc., surveys, Coast and Geodetic Survey	232	Panama, Government of, payment to	471
		Pan American Sanitary Bureau	471
		Pan American Union, quota	471
		Parliament of Iceland, One Thousandth Anniversary of the National	478
		Passamaquoddy and Cobscook Bays, investigation of fisheries	477
		Passport fees, refunding	478
		Pay of consular agents for services to American vessels and seamen	478
		Penalties or charges erroneously exacted, refunding	478
		Persons charged with crime, bringing home	476
State, Department of:			
Aerial Legal Experts, International Technical Committee of	471		
Ambassadors and ministers, salaries	465		
American seamen, relief and protection of	470		
American vessels and seamen, pay of consular officers for services to	478		
Arbitration:			
Bureau of Interparliamentary Union for Promotion of International	471		
Claim of Rederiaktiebolaget Nordstjernan, a Swedish corporation	477		
International Bureau of Permanent Court of	471		
Boundary Commission:			
International, United States and Canada and Alaska and Canada	473		
International, United States and Mexico	472		
Bringing home persons charged with crime	476		
Buildings fund, Foreign Service	478		
Cablegram and telephone service charged against appropriations	476		
Cape Spartzel and Tangier Light, coast of Morocco	471		
Chargés d'affaires ad interim, salaries	466		
Childhood, American International Institute for the Protection of	471		
China, United States Court for, salaries and expenses	378		

¹ Abolished.

Digitized for FRASER
<http://fraser.stlouisfed.org/>
 Federal Reserve Bank of St. Louis

	Page
Theodore Roosevelt Indian boarding school.....	287
Third Assistant Postmaster General.....	446
Thurberia weevil, prevention and control of.....	140
Tides, currents, etc.....	231
Timber, expenses sale of.....	269
Tobacco investigations.....	101
Tobacco stocks and standards.....	166
Tomah, Wis., Indian boarding school.....	299
Topographic surveys.....	324
Toppenish-Simcoe irrigation system, Yakima Reservation, Wash., maintenance and operation.....	281
Trade-Mark Registration Bureau, International.....	471
Training—	
Camps, citizens' military.....	571
Corps, Naval Reserve Officers'.....	413
Education, and welfare, Navy Department.....	411
Manual and vocational, District of Columbia, general expenses.....	626
Reserve Officers' Corps.....	570
School for Boys, National, Washington, D.C.....	643
Transfers of appropriations, Agriculture, Department of.....	180
Transit inspection, Bureau of Plant Quarantine.....	142
Transportation:	
Army.....	540
Bullion and coin, mints and assay offices.....	518
Equipment and supplies, National Guard.....	567
Equipment, Post Office Department.....	460
Families, etc., Department of Commerce.....	210
Foreign Service officers.....	466
Freight, etc., Public Health Service.....	510
Fuel and, Navy Department.....	422
Indian school.....	285
Indigent persons, District of Columbia.....	651
Troops, Marine Corps.....	431
Tubercular and crippled children, District of Columbia.....	626
Travel allowances, railway postal clerks.....	455
Travel and miscellaneous expenses, Department of Justice.....	370
Travel expenses:	
Architect of the Capitol.....	7
First Assistant Postmaster General.....	454
Fourth Assistant Postmaster General.....	460
Postmaster General.....	450
Post Office Department.....	456
Post-office inspectors.....	450
President of the United States.....	22
Railway Mail Service.....	455
Second Assistant Postmaster General.....	456
Third Assistant Postmaster General.....	457
Travel, officers and men, National Guard.....	566
Treasury Department:	
American Printing House for the Blind.....	525
Education of the blind, to promote.....	525
Interest.....	525
Appointments, Division of, salaries.....	489
Bookkeeping and Warrants, Division of:	
Contingent expenses, public moneys.....	485
Recoinage of silver coins.....	485
Salaries.....	485
Budget, Bureau of the:	
Printing and binding.....	493
Salaries and expenses.....	493
Chief clerk and superintendent:	
Contingent expenses.....	481
Salaries.....	481
Coast Guard:	
Coast Guard Academy.....	505
Communication lines.....	503
Contingent expenses.....	504
Employees, civilian, Coast Guard.....	503
Fuel and water.....	502
Outfits.....	502
Pay and allowances.....	501
Rebuilding and repairing stations, etc.....	503
Repairs to Coast Guard vessels.....	504
Retired pay, former Life-Saving Service.....	504
Skilled draftsmen, employment of.....	501
Stations, establishing.....	505
Salaries.....	501
Vessels, additional.....	505
Commissioner of Accounts and Deposits, Office of:	
Library.....	485
Salaries.....	484

	Page
Treasury Department—Continued.	
Comptroller of the Currency, Office of the:	
Salaries.....	495
Salaries and expenses, national bank examiners.....	495
Salaries (national currency, reimbursable).....	495
Customs, Bureau of:	
Collecting the revenue from customs.....	489
Debentures or drawbacks, bounties or allowances.....	492
Excessive duties, refund of.....	492
Goods seized and sold, proceeds of.....	492
Philippine special fund, customs duties.....	492
Refunding—	
Moneys erroneously received and covered.....	492
Penalties or charges erroneously exacted.....	492
Proceeds of unclaimed merchandise.....	492
Disbursing clerk, office of, salaries.....	489
Engraving and Printing, Bureau of:	
Proceeds from work performed credited to appro- priation.....	505
Salaries and expenses.....	505
Federal Farm Loan Bureau ¹ , Federal Farm Loan Board.....	91
Industrial Alcohol, Bureau of:	
Allowance or drawback.....	500
Salaries and expenses.....	498
Interval Revenue, Bureau of:	
Additional income tax on railroads in Alaska.....	498
Allowance or drawback.....	497
Collecting the internal revenue.....	495
Legacy taxes, refunding.....	498
Philippine special fund.....	498
Refunding—	
Moneys erroneously received and covered.....	498
Taxes illegally collected.....	497
Stamps, redemption of.....	497
Mint, Bureau of the:	
Bullion and coin, transportation of, mints and assay offices.....	518
Contingent expenses, office of Director of the Mint.....	518
Salaries and expenses, mints and assay offices.....	519
Salaries, office of Director of the Mint.....	518
Narcotics, Bureau of, salaries and expenses.....	500
Public Debt Service:	
Bonds, etc., purchase and/or redemption of, by for- eign governments, from cash repayments of principal.....	489
Bonds, redemption of, etc., received as repayments of principal by foreign governments.....	489
Distinctive paper for United States securities.....	487
Expenses.....	486
Expenses of loans.....	487
Farm loan bonds, preparation, custody, and deliv- ery of.....	488
Federal intermediate credit banks securities, prepa- ration, custody, and delivery of.....	488
Gifts, forfeitures, and other miscellaneous receipts, retirements from.....	489
Obligations retired from Federal Reserve bank franchise tax receipts.....	489
Public debt, interest on.....	488
Sinking fund.....	488
Public Health Service:	
Biologic products, control of.....	516
Books.....	511
Educational exhibits.....	518
Epidemic diseases, preventing spread of.....	513
Field investigations of public health.....	514
Freight, transportation, etc.....	510
Interstate quarantine service.....	515
Medical and other services rendered to Federal penal and correctional institutions.....	513
Mental Hygiene, Division of, expenses.....	517
National Institute of Health, maintenance.....	511
Pay:	
Acting assistant surgeons.....	509
Commissioned officers.....	508
Other employees.....	509
Personnel and maintenance of hospitals.....	511
Quarantine service, maintenance.....	513
Rural sanitation, studies of.....	515
Salaries, office of Surgeon General.....	508
Venereal Diseases, Division of, maintenance and expenses.....	516

¹ Transferred to Farm Credit Administration by Executive order of Mar. 27, 1933.

Digitized for FRASER
<http://fraser.stlouisfed.org/>
 Federal Reserve Bank of St. Louis

Vehicles—Continued.	Page	War Department—Continued.	Page
Agriculture, Department of—Continued.		Engineers, Corps of:	
Chemistry and Soils, Bureau of	128	Engineer Service, Army	556
Dairy Industry, Bureau of	90	Rivers and harbors:	
Entomology and Plant Quarantine, Bureau of	145	Emergency fund, flood control, tributaries, Mississippi River	580
Experiment Stations, Office of	73	Examinations and surveys, South Pass, Mississippi River	583
Food and Drugs Administration	179	Flood control, Mississippi River and tributaries	579
Forest Service	117	Flood control, Sacramento River, Calif.	581
Office of Information	68	Fort Pierce Harbor, Fla., dredging channel	579
Plant Industry, Bureau of	103	Funds advanced for river and harbor improvements	585
Public Roads, Bureau of	157	Funds contributed for—	
Soil Erosion Investigations	181	River and harbor improvements	585
Venerable Diseases, Division of, Public Health Service	516	Flood control, Mississippi River outlets and tributaries	586
Vessels:		Flood control, Sacramento River, Calif.	586
Additional, Coast Guard	505	Gaging waters, Mississippi River and tributaries	583
Admeasurement of	213	Maintenance, channel, South Pass, Mississippi River	582
Coast Survey, pay, etc., of officers and men	234	Maintenance and improvement existing river and harbor works	576
Coast and Geodetic Survey, repairs and maintenance	233	Maintenance and operation of dams and other improvements, navigable waters	585
Lighthouse Service, salaries	228	Operating and care of canals and other works of navigation	584
Load lines	213	Operating snag and dredge boats, upper Mississippi, Illinois, and Minnesota Rivers	582
Maintenance of, Bureau of Fisheries	236	Operating snag boats on Ohio River	583
Naval, major alterations to	432	Permanent International Commission, Congresses of Navigation	584
Pay to consular officers for services to American	478	Removing obstructions in Mississippi, Atchafalaya, and Old Rivers	582
Veterans' Administration:		Removing sunken vessels, etc.	584
Adjusted service and dependent pay	63	Salaries, Chief of Engineers, office of	531
Adjusted service certificate appropriated fund	63	Field Artillery, Chief of, instruction in field artillery activities	561
Canal Zone retirement and disability fund	64	Finance Department:	
Civil-service retirement and disability:		Claims:	
Appropriated fund	63	Damages to and loss of private property	536
Trust fund	63	Destruction of private property:	
Compensation, military and naval	62	Officers and men, Army	536
Homes, State and Territorial, for disabled soldiers and sailors	57	Officers, enlisted men, and nurses, Army	536
Hospital and domiciliary facilities and services	62	Expenses of courtsmartial	536
Insurance, fund, Government life	64	Extra pay:	
Insurance, military and naval	62	Regular Army, war with Spain	573
Loans to veterans for transportation	63	Volunteers, war with Spain	573
Pensions, Army and Navy	62	Finance service	536
Printing and binding	62	Mileage of the Army	536
Salaries and expenses	57	Pay of the Army	535
Vice President of the United States, salary of	1	Pay of the Army, deposit fund	573
Village Delivery Service, Post Office Department	453	Salaries, Chief of Finance, office of	529
Virgin Islands, temporary government	361	General Staff Corps:	
Vocational Education:		Contingencies, Military Intelligence Division	533
Federal Board for, permanent indefinite appropriations	351	Salaries, Chief of Staff, office of	527
Promotion of, in Hawaii	351	Infantry, Chief of, Infantry School, Fort Benning, Ga.	560
Promotion of, in Puerto Rico	351	Inspector General, salaries, office of	528
Vocational rehabilitation:		Insular Affairs, Bureau of, salaries	530
Disabled residents, District of Columbia	651	Judge Advocate General, U.S. Army, salaries, office of	528
Persons disabled in industry, cooperative	353	Medical Department:	
Volcanologic surveys, Geological Survey	326	Army Medical Museum	556
Volunteer soldiers, national homes for, support of	57	Hospital care, Canal Zone garrisons	555
		Library, Surgeon General's office	556
W		Medical and hospital treatment	554
Wahpeton, N.Dak., Indian boarding school	293	Salaries, Surgeon General, office of	530
Wapato irrigation project, Yakima Reservation, Wash., completion of	319	Military Academy, United States:	
War College:		Maintenance	565
Army	533	Pay of	564
Naval	415	National Board for Promotion of Rifle Practice, Army	572
War Department:		National trophy and medals for rifle contests	572
Adjutant General's Department:		Ordnance equipment for rifle ranges for civilian instruction	572
Command and General Staff School, Fort Leavenworth, Kans.	534	Quartermaster supplies and services for rifle ranges for civilian instruction	572
Military records of the World War	528	National Guard Bureau:	
Salaries, Adjutant General's office	528	Arming, equipping, and training National Guard	565
Welfare of enlisted men, Army	534	Armory drill pay	567
Air Corps:		Arms, uniforms, equipment, etc., field service, National Guard	567
Salaries, office of Chief of	530	Camps of instruction, expenses	566
Air Corps	551	Compensation of help	566
Army War College	533		
Cavalry, Chief of, Cavalry School, Fort Riley, Kans.	560		
Chemical Warfare Service:			
Army	559		
Salaries, office of Chief of	531		
Citizens' Military Training:			
Citizens' military training camps	571		
Military supplies and equipment for—			
Reserve Officers' Training Corps	570		
Schools and colleges	571		
Coast Artillery:			
Coast Artillery School, Fort Monroe, Va.	561		
Salaries, office of Chief of	532		

War Department—Continued.		Page			Page
National Guard Bureau—Continued.			Water-distribution system, unemployment relief, District of Columbia		659
Expenses of enlisted men of the Regular Army	567		Water supply, developing, Indian lands		272
Forage, bedding, etc., for animals	565		Watersheds of navigable streams, protection of		115
General expenses, equipment and instruction	566		Waterways treaty, United States and Great Britain		473
Pay of property and disbursing officers	566		Weather Bureau, Department of Agriculture		77
Salaries, National Guard Bureau	532		Weather service and research		77
Selected officers and enlisted men, expenses	566		Weevil:		
Transportation of equipment and supplies	567		Pink bollworm, control and prevention		139
Travel, officers and enlisted men of the Regular Army	566		Thurberia, control and prevention		140
Ordnance Department:			Weights and Measures, International Bureau of		471
Gages, dies, and jigs, for manufacture	558		Welfare:		
Ordnance material, proceeds of sales, War	558		Board of Public, District of Columbia		639
Ordnance service and supplies, Army	557		And recreation, Navy		413
Repairs of arsenals	557		Of enlisted men, Army		534
Rock Island Bridge, Rock Island, Ill.	557		Western irrigation agriculture, Bureau of Plant Industry		101
Salaries, Chief of Ordnance, office of	531		Wharves, repairs and maintenance, District of Columbia		617
Organized Reserves	569		Wheelock Academy, Oklahoma, Indian boarding school		296
Panama Canal:			White House, repairs, fuel, improvements, lighting, etc.		22
Civil government, Panama Canal and Canal Zone	601		White House Police		508
Maintenance and operation, Panama Canal	590		White pine blister rust, prevention and control of		134
Sanitation, Canal Zone, Panama Canal	600		Widows or heirs of Foreign Service Officers who die abroad, allowance to		466
Quartermaster Corps:			Wild Life and Fish Refuge, Upper Mississippi River		150
Army transportation	540		Wild life refuges, maintenance of reservations for		146
Barracks and quarters	546		Wind Cave National Park		340
Cemeterial expenses, War Department	573		Wind River Reservation, Wyo., irrigation systems		282
Clothing and equipage	538		Witnesses:		
Construction and repair of hospitals	549		Supreme Court, District of Columbia, fees of		637
Horses, draft, and pack animals	544		United States courts, fees of		381
Incidental expenses of the Army	539		Women, Federal Institution for		386
National military parks and national monuments, Monuments or tablets in Cuba and China	575		Women's Bureau, Department of Labor		402
Regular supplies of the Army	537		Wool Division, Bureau of Agricultural Economics		170
Salaries, Quartermaster General, office of	529		Wool standards, establishing		171
Sewerage system, Fort Monroe, Va.	549		Work for other departments, Department of Agriculture		180
Subsistence of the Army	537		Workhouse and reformatory, District of Columbia		641
Seacoast defenses:			Working capital fund, prison industries		382
Insular departments	562		World War:		
Panama Canal	563		Adjusted-service certificate fund		63
United States	561		Military personnel, records of		528
Secretary of War, office of:			Writs of lunacy, District of Columbia		638
Contingencies of the Army	533		X		
Contingent expenses, War Department	532		X-rays and radioactive substances, investigation of, Bureau of Standards		224
Salaries	527		Y		
Signal Corps:			Yakima project, Washington, Bureau of Reclamation		319
Salaries, Signal Office	529		Yakima Reservation, Wash., operation and maintenance of reservoirs		282
Signal Service of the Army	550		Yards and Docks, Bureau of, Naval Establishment		424
Washington-Alaska Military Cable and Telegraph System	576		Yards, navy, improving and equipping		417
United States Soldiers' Home:			Yellowstone National Park, Wyo.		341
Interest account	589		Yosemite National Park, Calif.		341
Permanent fund	589		Yuma project, Arizona-California, Bureau of Reclamation		318
War Veterans' Service Office, District of Columbia	649		Yuma reclamation project, California-Arizona, Indian lands, irrigation		318
War with Spain:			Z		
Extra pay to Regular Army	573		Zion National Park, Utah		342
Extra pay to volunteers	573		Zoological Park, National, District of Columbia		654
Warehouse Act, administration of	169				
Washington-Alaska Military Cable and Telegraph System	576				
Washington Aqueduct	655				
Washington, George, Bicentennial Commission	41				
Washington Home for Incurables, District of Columbia	644				
Washington redemption fund, District of Columbia	659				
Waste products from land, utilization of	225				
Water Department, District of Columbia	656				

